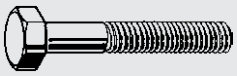
1 Šrouby

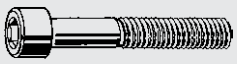
2 Produkty s vnitřním šestihranem

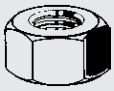
3 Matice, nýtovací matice a závitové vložky

4 Závitové tyče a svorníky

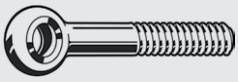
5 Šrouby s okem a hákem

6 Vruty, šrouby

I Seznam

7 Podložky a O-kroužky

8 Kotvy

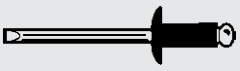
9 Nýty a kolíky

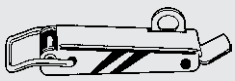
10 Nábytkářský a bezpečnostní materiál

11 Kolekce

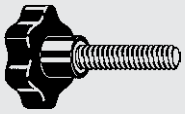
12 Strojní součástky

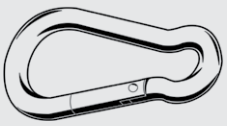
13 Speciální nerezový materiál

T Technické informace

Šrouby 1

Strana 1-2
ISO 4014
Metrický

Strana 1-18
DIN 601/555
(1987)
S šestihrannou maticí, metrický

Strana 1-19
ISO 4017
Metrický

Strana 1-35
DIN ≈933
S drážkou, metrický

Strana 1-36
ISO 8765
Metrický jemný

Strana 1-39
ISO 8676
Metrický jemný

Strana 1-41
ASME
≈B18.2.1
UNC

Strana 1-52
ASME
≈B18.2.1
UNF

Strana 1-58
DIN ≈931
(1954)
BSW

Strana 1-59
BS ≈1083
(1965)
BSF

Strana 1-60
DIN ≈933
(1954)
BSW

Strana 1-61
BS ≈1083
(1965)
BSF

Strana 1-61
RIPP samojistící Metrický

Strana 1-63
Samojistící Metrický

Strana 1-65
DIN 6921
Metrický

Strana 1-66
DIN ≈6921
S plným závitem Metrický

Strana 1-67
DIN ≈6921
Metrický

Strana 1-69
DIN 6921
Metrický jemný

Strana 1-70
DIN 609
S dlouhým závitem, metrický

Strana 1-71
DIN 603
Bez šestihranné matice, metrický

Strana 1-73
DIN ≈603
Bez šestihranné matice s plným závitem

Strana 1-74
DIN 603/555
(1987)
S šestihrannou maticí, metrický

Strana 1-76
ASME
B18.5.2.3M
Vratový šroub

Strana 1-79
DIN ≈608
S krátkým čtvercovým hrdlem, metrický

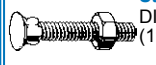
Strana 1-79
DIN - / 555
(1987)
SEHA Metrický

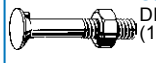
Strana 1-80
DIN 604/555
(1987)
Se šestihrannou maticí, metrický

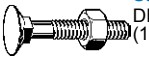
Strana 1-81
DIN 605/555
(1987)
S šestihrannou maticí, metrický

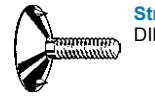
Strana 1-81
DIN 15237
Korečkový šroub Metrický

Strana 1-82
DIN 15237
Pro korečkové šrouby

Strana 1-83
DIN 479
S krátkým čípkem, metrický

Strana 1-84
S čtyřhrannou hlavou

Strana 1-85
DIN 561
S malým šestihranem a čípkem, metrický

Strana 1-86
Pásový šroub UNF

Strana 1-88
EN 14399-4
PEINER HV

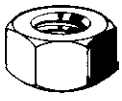
Strana 1-90
EN 14399-4
PEINER HV

Strana 1-91
EN 14399-6
PEINER HV

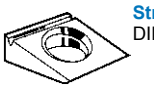
Strana 1-92
DIN 6917
PEINER I profily HV

Strana 1-92
DIN 6918
PEINER U profily HV

Strana 1-93
EN 15048
Spojování konstrukcí, označení CE

Strana 1-95
EN 15048
Spojování konstrukcí, označení CE

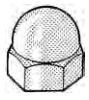
Strana 1-97
Plastový

1

Šroub se šestihrannou hlavou

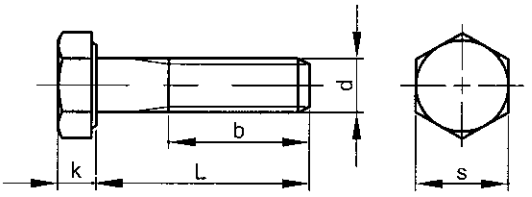

ISO	**4014**
DIN	931
NEN	1555
ASME	B18.2.3.1M
NF	E25-112

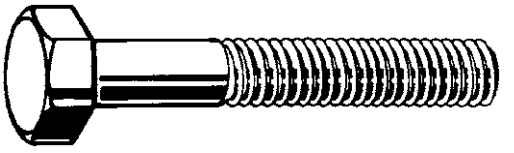

Technické údaje

d	b (min.): L≤125mm	b (min.): 125mm<L≤200mm	b (min.): L>200mm	k	P	s
M4	14	-	-	2.8	0.7	7
M5	16	22	-	3.5	0.8	8
M6	18	24	-	4	1	10
M7	20	26	-	4.8	1	11
M8	22	28	-	5.3	1.25	13
M10 (DIN)	26	32	45	6.4	1.5	17
M10	26	-	-	6.4	1.5	16
M12 (DIN)	30	36	49	7.5	1.75	19
M12	30	36	-	7.5	1.75	18
M14 (DIN)	34	40	53	8.8	2	22
M14	34	40	-	8.8	2	21
M16	38	44	57	10	2	24
M18	42	48	61	11.5	2.5	27
M20	46	52	65	12.5	2.5	30
M22 (DIN)	50	56	69	14	2.5	32
M22	50	56	69	14	2.5	34
M24	54	60	73	15	3	36
M27	60	66	79	17	3	41
M30	66	72	85	18.7	3.5	46
M33	72	78	91	21	3.5	50
M36	78	84	97	22.5	4	55
M39	84	90	103	25	4	60
M42	90	96	109	26	4.5	65
M45	96	102	115	28	4.5	70
M48	102	108	121	30	5	75
M52	-	116	119	33	5	80
M56	-	124	137	35	5.5	85
M60	-	132	145	38	5.5	90
M64	-	140	153	40	6	95

- Rozměr b je vodítkem, indikuje minimální délku závitu.

Skupiny produktů

Závit	Typ drážky	Materiál	Třída	Povrchová úprava		Barva	Kód	Strana
M	S vnějším šestihranem	Oc	8.8				01000	1-3
M	S vnějším šestihranem	Oc	8.8	Zn			01200	1-5
M	S vnějším šestihranem	Oc	8.8	Zn žl			01220	1-6
M	S vnějším šestihranem	Oc	8.8	FLZNNC-NC6			01226	1-7
M	S vnějším šestihranem	Oc	8.8	Žzn	ISO metrický		01400	1-8
M	S vnějším šestihranem	Oc	8.8	Žzn	zvětšený		01420	1-9
M	S vnějším šestihranem	Oc	10.9				04100	1-10
M	S vnějším šestihranem	Oc	10.9	FLZNNC-NC6			04105	1-11
M	S vnějším šestihranem	Oc	12.9				04108	1-11
M	S vnějším šestihranem	Oc	5.6		pro tlakovou nádobu		08750	1-12
M	S vnějším šestihranem	NO A2	70				51000	1-12
M	S vnějším šestihranem	NO A4	70				55000	1-14
M	S vnějším šestihranem	NO A4	80				53510	1-16
M	S vnějším šestihranem	Oc 25CrMo4+QT	KG				23010	1-17
M	S vnějším šestihranem	Plast PA	PA 6.6			Bílá	56090	1-17

01000 Šroub se šestihrannou hlavou A01A

Závit	Metrický závit
Materiál	Ocel
Třída	8.8

d x L	✉	Kód výrobku
M4X25	500	01000.040.025
M4X30	500	01000.040.030
M4X40	500	01000.040.040
M5X30	200	01000.050.030
M5X35	200	01000.050.035
M5X40	200	01000.050.040
M5X45	200	01000.050.045
M5X50	200	01000.050.050
M5X55	200	01000.050.055
M5X60	200	01000.050.060
M5X70	200	01000.050.070
M6X30	200	01000.060.030
M6X35	200	01000.060.035
M6X40	200	01000.060.040
M6X45	200	01000.060.045
M6X50	200	01000.060.050
M6X55	200	01000.060.055
M6X60	200	01000.060.060
M6X65	200	01000.060.065
M6X70	200	01000.060.070
M6X75	200	01000.060.075
M6X80	200	01000.060.080
M6X90	200	01000.060.090
M7X30	200	01000.070.030
M7X35	200	01000.070.035
M7X40	200	01000.070.040
M7X50	200	01000.070.050
M7X60	200	01000.070.060
M8X35	200	01000.080.035
M8X40	200	01000.080.040
M8X45	200	01000.080.045
M8X50	200	01000.080.050
M8X55	200	01000.080.055
M8X60	200	01000.080.060
M8X65	200	01000.080.065
M8X70	200	01000.080.070
M8X75	200	01000.080.075
M8X80	200	01000.080.080
M8X85	100	01000.080.085
M8X90	100	01000.080.090
M8X100	100	01000.080.100
M8X110	100	01000.080.110
M8X120	100	01000.080.120
M8X130	100	01000.080.130
M8X140	50	01000.080.140
M8X150	50	01000.080.150
M10X35/S=17	100	01000.100.035
M10X40/S=17	100	01000.100.040
M10X45/S=17	100	01000.100.045
M10X50/S=17	100	01000.100.050
M10X55/S=17	100	01000.100.055
M10X60/S=17	100	01000.100.060
M10X65/S=17	100	01000.100.065
M10X70/S=17	100	01000.100.070
M10X75/S=17	100	01000.100.075
M10X80/S=17	100	01000.100.080
M10X85/S=17	100	01000.100.085
M10X90/S=17	100	01000.100.090
M10X100/S=17	100	01000.100.100
M10X110/S=17	50	01000.100.110
M10X120/S=17	50	01000.100.120
M10X130/S=17	50	01000.100.130
M10X140/S=17	50	01000.100.140
M10X150/S=17	50	01000.100.150
M10X160/S=17	50	01000.100.160
M10X170/S=17	50	01000.100.170
M10X180/S=17	50	01000.100.180
M10X200/S=17	50	01000.100.200
M12X40/S=19	100	01000.120.040

d x L	✉	Kód výrobku
M12X45/S=19	100	01000.120.045
M12X50/S=19	100	01000.120.050
M12X55/S=19	100	01000.120.055
M12X60/S=19	100	01000.120.060
M12X65/S=19	50	01000.120.065
M12X70/S=19	50	01000.120.070
M12X75/S=19	50	01000.120.075
M12X80/S=19	50	01000.120.080
M12X85/S=19	50	01000.120.085
M12X90/S=19	50	01000.120.090
M12X100/S=19	50	01000.120.100
M12X110/S=19	50	01000.120.110
M12X120/S=19	50	01000.120.120
M12X130/S=19	50	01000.120.130
M12X140/S=19	50	01000.120.140
M12X150/S=19	50	01000.120.150
M12X160/S=19	25	01000.120.160
M12X170/S=19	25	01000.120.170
M12X180/S=19	25	01000.120.180
M12X190/S=19	25	01000.120.190
M12X200/S=19	25	01000.120.200
M12X220/S=19	25	01000.120.220
M12X240/S=19	25	01000.120.240
M12X260/S=19	25	01000.120.260
M12X280/S=19	25	01000.120.280
M14X50/S=22	50	01000.140.050
M14X55/S=22	50	01000.140.055
M14X60/S=22	50	01000.140.060
M14X65/S=22	50	01000.140.065
M14X70/S=22	50	01000.140.070
M14X75/S=22	50	01000.140.075
M14X80/S=22	50	01000.140.080
M14X90/S=22	50	01000.140.090
M14X100/S=22	50	01000.140.100
M14X110/S=22	50	01000.140.110
M14X120/S=22	50	01000.140.120
M14X130/S=22	25	01000.140.130
M14X140/S=22	25	01000.140.140
M14X150/S=22	25	01000.140.150
M14X160/S=22	25	01000.140.160
M14X180/S=22	25	01000.140.180
M14X200/S=22	25	01000.140.200
M16X50	100	01000.160.050
M16X55	50	01000.160.055
M16X60	50	01000.160.060
M16X65	25	01000.160.065
M16X70	25	01000.160.070
M16X75	25	01000.160.075
M16X80	25	01000.160.080
M16X85	25	01000.160.085
M16X90	25	01000.160.090
M16X100	25	01000.160.100
M16X110	25	01000.160.110
M16X120	25	01000.160.120
M16X130	25	01000.160.130
M16X140	25	01000.160.140
M16X150	25	01000.160.150
M16X160	25	01000.160.160
M16X170	25	01000.160.170
M16X180	25	01000.160.180
M16X190	25	01000.160.190
M16X200	25	01000.160.200
M16X210	25	01000.160.210
M16X220	25	01000.160.220
M16X230	25	01000.160.230
M16X240	10	01000.160.240
M16X260	10	01000.160.260
M16X270	10	01000.160.270
M16X280	10	01000.160.280
M16X300	10	01000.160.300
M16X320	10	01000.160.320
M16X340	10	01000.160.340
M16X360	10	01000.160.360

d x L	✉	Kód výrobku
M16X380	10	01000.160.380
M16X400	10	01000.160.400
M18X55	25	01000.180.055
M18X60	25	01000.180.060
M18X65	25	01000.180.065
M18X70	25	01000.180.070
M18X75	25	01000.180.075
M18X80	25	01000.180.080
M18X85	25	01000.180.085
M18X90	25	01000.180.090
M18X100	25	01000.180.100
M18X110	25	01000.180.110
M18X120	25	01000.180.120
M18X130	25	01000.180.130
M18X140	25	01000.180.140
M18X150	25	01000.180.150
M18X160	25	01000.180.160
M18X170	25	01000.180.170
M18X180	10	01000.180.180
M18X200	10	01000.180.200
M18X220	10	01000.180.220
M18X240	10	01000.180.240
M18X260	10	01000.180.260
M18X280	10	01000.180.280
M18X300	10	01000.180.300
M18X320	10	01000.180.320
M20X60	50	01000.200.060
M20X65	25	01000.200.065
M20X70	25	01000.200.070
M20X75	25	01000.200.075
M20X80	25	01000.200.080
M20X85	25	01000.200.085
M20X90	25	01000.200.090
M20X100	25	01000.200.100
M20X110	25	01000.200.110
M20X120	25	01000.200.120
M20X130	25	01000.200.130
M20X140	25	01000.200.140
M20X150	25	01000.200.150
M20X160	10	01000.200.160
M20X170	10	01000.200.170
M20X180	10	01000.200.180
M20X190	10	01000.200.190
M20X200	10	01000.200.200
M20X220	10	01000.200.220
M20X230	10	01000.200.230
M20X240	10	01000.200.240
M20X250	10	01000.200.250
M20X260	10	01000.200.260
M20X280	10	01000.200.280
M20X300	10	01000.200.300
M20X320	5	01000.200.320
M20X340	5	01000.200.340
M20X360	5	01000.200.360
M20X380	5	01000.200.380
M20X400	5	01000.200.400
M22X70/S=32	25	01000.220.070
M22X75/S=32	25	01000.220.075
M22X80/S=32	25	01000.220.080
M22X90/S=32	25	01000.220.090
M22X100/S=32	10	01000.220.100
M22X110/S=32	10	01000.220.110
M22X120/S=32	10	01000.220.120
M22X130/S=32	10	01000.220.130
M22X140/S=32	10	01000.220.140
M22X150/S=32	10	01000.220.150
M22X160/S=32	10	01000.220.160
M22X170/S=32	10	01000.220.170
M22X180/S=32	10	01000.220.180
M22X190/S=32	10	01000.220.190
M22X200/S=32	5	01000.220.200
M22X220/S=32	5	01000.220.220

01000 Šroub se šestihrannou hlavou

d x L	✉	Kód výrobku
M22X240/S=32	5	01000.220.240
M22X260/S=32	5	01000.220.260
M22X280/S=32	5	01000.220.280
M22X300/S=32	5	01000.220.300
M24X70	25	01000.240.070
M24X75	25	01000.240.075
M24X80	25	01000.240.080
M24X85	25	01000.240.085
M24X90	10	01000.240.090
M24X100	10	01000.240.100
M24X110	10	01000.240.110
M24X120	10	01000.240.120
M24X130	10	01000.240.130
M24X140	10	01000.240.140
M24X150	10	01000.240.150
M24X160	10	01000.240.160
M24X170	10	01000.240.170
M24X180	10	01000.240.180
M24X190	10	01000.240.190
M24X200	10	01000.240.200
M24X210	10	01000.240.210
M24X220	10	01000.240.220
M24X240	10	01000.240.240
M24X250	10	01000.240.250
M24X260	10	01000.240.260
M24X280	10	01000.240.280
M24X300	10	01000.240.300
M24X320	5	01000.240.320
M24X340	5	01000.240.340
M24X360	5	01000.240.360
M24X380	5	01000.240.380
M24X400	5	01000.240.400
M24X420	5	01000.240.420
M24X440	5	01000.240.440
M24X450	5	01000.240.450
M27X80	10	01000.270.080
M27X90	10	01000.270.090
M27X100	10	01000.270.100
M27X110	10	01000.270.110
M27X120	10	01000.270.120
M27X130	10	01000.270.130
M27X140	10	01000.270.140
M27X150	10	01000.270.150
M27X160	10	01000.270.160
M27X170	5	01000.270.170
M27X180	5	01000.270.180
M27X190	5	01000.270.190
M27X200	5	01000.270.200
M27X220	5	01000.270.220
M27X240	5	01000.270.240
M27X260	5	01000.270.260
M27X280	5	01000.270.280
M27X300	5	01000.270.300
M27X320	5	01000.270.320
M27X340	5	01000.270.340
M27X360	5	01000.270.360
M27X380	5	01000.270.380
M27X400	5	01000.270.400
M30X90	10	01000.300.090
M30X100	10	01000.300.100
M30X110	10	01000.300.110
M30X120	10	01000.300.120
M30X130	10	01000.300.130
M30X140	10	01000.300.140
M30X150	10	01000.300.150
M30X160	10	01000.300.160
M30X170	5	01000.300.170
M30X180	5	01000.300.180
M30X190	5	01000.300.190
M30X200	5	01000.300.200
M30X220	5	01000.300.220
M30X240	5	01000.300.240
M30X260	5	01000.300.260
M30X280	5	01000.300.280
M30X300	5	01000.300.300
M30X320	2	01000.300.320
M30X340	2	01000.300.340
M30X360	2	01000.300.360

d x L	✉	Kód výrobku
M30X400	2	01000.300.400
M30X420	2	01000.300.420
M30X440	2	01000.300.440
M30X480	2	01000.300.480
M33X100	5	01000.330.100
M33X110	5	01000.330.110
M33X120	5	01000.330.120
M33X130	5	01000.330.130
M33X140	5	01000.330.140
M33X150	5	01000.330.150
M33X160	5	01000.330.160
M33X170	2	01000.330.170
M33X180	2	01000.330.180
M33X190	2	01000.330.190
M33X200	2	01000.330.200
M33X220	2	01000.330.220
M33X240	2	01000.330.240
M33X250	2	01000.330.250
M33X260	2	01000.330.260
M33X280	2	01000.330.280
M33X300	2	01000.330.300
M33X320	2	01000.330.320
M33X340	2	01000.330.340
M33X360	2	01000.330.360
M36X100	5	01000.360.100
M36X110	5	01000.360.110
M36X120	5	01000.360.120
M36X130	5	01000.360.130
M36X140	5	01000.360.140
M36X150	5	01000.360.150
M36X160	5	01000.360.160
M36X170	2	01000.360.170
M36X180	2	01000.360.180
M36X190	2	01000.360.190
M36X200	2	01000.360.200
M36X220	2	01000.360.220
M36X240	2	01000.360.240
M36X250	2	01000.360.250
M36X260	2	01000.360.260
M36X270	2	01000.360.270
M36X280	2	01000.360.280
M36X300	2	01000.360.300
M36X320	1	01000.360.320
M36X340	1	01000.360.340
M36X360	1	01000.360.360
M36X380	1	01000.360.380
M36X400	1	01000.360.400
M36X420	1	01000.360.420
M36X440	1	01000.360.440
M36X460	1	01000.360.460
M36X480	1	01000.360.480
M36X500	1	01000.360.500
M39X110	1	01000.390.110
M39X120	1	01000.390.120
M39X130	1	01000.390.130
M39X140	1	01000.390.140
M39X150	1	01000.390.150
M39X160	1	01000.390.160
M39X170	1	01000.390.170
M39X180	1	01000.390.180
M39X190	1	01000.390.190
M39X200	1	01000.390.200
M39X220	1	01000.390.220
M39X240	1	01000.390.240
M39X260	1	01000.390.260
M39X280	1	01000.390.280
M39X300	1	01000.390.300
M39X320	1	01000.390.320
M39X340	1	01000.390.340
M39X360	1	01000.390.360
M39X400	1	01000.390.400
M42X120	1	01000.420.120
M42X130	1	01000.420.130
M42X140	1	01000.420.140
M42X150	1	01000.420.150
M42X160	1	01000.420.160
M42X180	1	01000.420.180

d x L	✉	Kód výrobku
M42X200	1	01000.420.200
M42X220	1	01000.420.220
M42X240	1	01000.420.240
M42X260	1	01000.420.260
M42X280	1	01000.420.280
M42X300	1	01000.420.300
M42X320	1	01000.420.320
M42X340	1	01000.420.340
M42X360	1	01000.420.360
M42X400	1	01000.420.400
M42X420	1	01000.420.420
M42X460	1	01000.420.460
M42X480	1	01000.420.480
M42X500	1	01000.420.500
M45X120	1	01000.450.120
M45X140	1	01000.450.140
M45X160	1	01000.450.160
M45X180	1	01000.450.180
M45X200	1	01000.450.200
M45X220	1	01000.450.220
M45X240	1	01000.450.240
M45X280	1	01000.450.280
M45X300	1	01000.450.300
M45X320	1	01000.450.320
M45X360	1	01000.450.360
M48X140	1	01000.480.140
M48X150	1	01000.480.150
M48X160	1	01000.480.160
M48X170	1	01000.480.170
M48X180	1	01000.480.180
M48X200	1	01000.480.200
M48X220	1	01000.480.220
M48X240	1	01000.480.240
M48X260	1	01000.480.260
M48X280	1	01000.480.280
M48X300	1	01000.480.300
M48X320	1	01000.480.320
M48X360	1	01000.480.360
M48X400	1	01000.480.400
M48X500	1	01000.480.500
M52X160	1	01000.520.160
M52X180	1	01000.520.180
M52X200	1	01000.520.200
M52X240	1	01000.520.240
M52X280	1	01000.520.280
M52X320	1	01000.520.320
M52X360	1	01000.520.360
M52X400	1	01000.520.400
M52X500	1	01000.520.500
M56X160	1	01000.560.160
M56X180	1	01000.560.180
M56X200	1	01000.560.200
M56X240	1	01000.560.240
M56X260	1	01000.560.260
M56X280	1	01000.560.280
M56X320	1	01000.560.320
M56X360	1	01000.560.360
M56X400	1	01000.560.400
M56X440	1	01000.560.440
M60X160	1	01000.600.160
M60X180	1	01000.600.180
M60X200	1	01000.600.200
M60X240	1	01000.600.240
M60X280	1	01000.600.280
M60X320	1	01000.600.320
M60X360	1	01000.600.360
M64X180	1	01000.640.180
M64X200	1	01000.640.200
M64X240	1	01000.640.240
M64X280	1	01000.640.280
M64X320	1	01000.640.320
M64X360	1	01000.640.360
M64X400	1	01000.640.400

01200 Šroub se šestihrannou hlavou A05A

Závit	Metrický závit
Materiál	Ocel
Třída	8.8
Povrchová úprava	Pozinkované

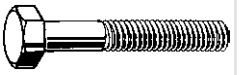

d x L	✉	Kód výrobku
M4X25	500	01200.040.025
M4X30	500	01200.040.030
M4X35	500	01200.040.035
M4X40	500	01200.040.040
M4X50	500	01200.040.050
M5X30	200	01200.050.030
M5X35	200	01200.050.035
M5X40	200	01200.050.040
M5X45	200	01200.050.045
M5X50	200	01200.050.050
M5X55	200	01200.050.055
M5X60	200	01200.050.060
M5X65	200	01200.050.065
M5X70	200	01200.050.070
M5X80	200	01200.050.080
M6X30	200	01200.060.030
M6X35	200	01200.060.035
M6X40	200	01200.060.040
M6X45	200	01200.060.045
M6X50	200	01200.060.050
M6X55	200	01200.060.055
M6X60	200	01200.060.060
M6X65	200	01200.060.065
M6X70	200	01200.060.070
M6X75	200	01200.060.075
M6X80	200	01200.060.080
M6X90	100	01200.060.090
M6X100	100	01200.060.100
M6X110	100	01200.060.110
M6X120	100	01200.060.120
M6X130	100	01200.060.130
M6X140	100	01200.060.140
M7X30	200	01200.070.030
M7X35	200	01200.070.035
M7X40	200	01200.070.040
M7X45	200	01200.070.045
M7X50	200	01200.070.050
M7X60	200	01200.070.060
M7X70	200	01200.070.070
M7X80	200	01200.070.080
M8X35	200	01200.080.035
M8X40	200	01200.080.040
M8X45	200	01200.080.045
M8X50	200	01200.080.050
M8X55	200	01200.080.055
M8X60	200	01200.080.060
M8X65	200	01200.080.065
M8X70	200	01200.080.070
M8X75	200	01200.080.075
M8X80	200	01200.080.080
M8X85	200	01200.080.085
M8X90	100	01200.080.090
M8X95	100	01200.080.095
M8X100	100	01200.080.100
M8X105	100	01200.080.105
M8X110	100	01200.080.110
M8X120	100	01200.080.120
M8X130	100	01200.080.130
M8X140	50	01200.080.140
M8X150	50	01200.080.150
M8X160	50	01200.080.160
M8X180	50	01200.080.180
M8X200	50	01200.080.200
M10X40/S=17	100	01200.100.040
M10X40/S=16	100	01200.100.041
M10X45/S=17	100	01200.100.045
M10X45/S=16	100	01200.100.046
M10X50/S=17	100	01200.100.050
M10X50/S=16	100	01200.100.051
M10X55/S=17	100	01200.100.055

d x L	✉	Kód výrobku
M10X55/S=16	100	01200.100.056
M10X60/S=17	100	01200.100.060
M10X60/S=16	100	01200.100.061
M10X65/S=17	100	01200.100.065
M10X65/S=16	100	01200.100.066
M10X70/S=17	100	01200.100.070
M10X70/S=16	100	01200.100.071
M10X75/S=17	100	01200.100.075
M10X75/S=16	100	01200.100.076
M10X80/S=17	100	01200.100.080
M10X80/S=16	100	01200.100.081
M10X85/S=17	100	01200.100.085
M10X85/S=16	100	01200.100.086
M10X90/S=17	100	01200.100.090
M10X90/S=16	100	01200.100.091
M10X95/S=17	100	01200.100.095
M10X100/S=17	100	01200.100.100
M10X100/S=16	100	01200.100.101
M10X110/S=17	50	01200.100.110
M10X110/S=16	50	01200.100.111
M10X120/S=17	50	01200.100.120
M10X120/S=16	50	01200.100.121
M10X130/S=17	50	01200.100.130
M10X140/S=17	50	01200.100.140
M10X150/S=17	50	01200.100.150
M10X155/S=17	50	01200.100.155
M10X160/S=17	50	01200.100.160
M10X170/S=17	50	01200.100.170
M10X180/S=17	50	01200.100.180
M10X190/S=17	50	01200.100.190
M10X200/S=17	50	01200.100.200
M10X210/S=17	25	01200.100.210
M10X220/S=17	25	01200.100.220
M10X240/S=17	25	01200.100.240
M12X40/S=19	100	01200.120.040
M12X45/S=19	100	01200.120.045
M12X45/S=18	100	01200.120.046
M12X50/S=19	100	01200.120.050
M12X50/S=18	100	01200.120.051
M12X55/S=19	100	01200.120.055
M12X55/S=18	100	01200.120.056
M12X60/S=19	100	01200.120.060
M12X60/S=18	100	01200.120.061
M12X65/S=19	50	01200.120.065
M12X65/S=18	50	01200.120.066
M12X70/S=19	50	01200.120.070
M12X70/S=18	50	01200.120.071
M12X75/S=19	50	01200.120.075
M12X75/S=18	50	01200.120.076
M12X80/S=19	50	01200.120.080
M12X80/S=18	50	01200.120.081
M12X85/S=19	50	01200.120.085
M12X90/S=19	50	01200.120.090
M12X90/S=18	50	01200.120.091
M12X100/S=19	50	01200.120.100
M12X100/S=18	50	01200.120.101
M12X110/S=19	50	01200.120.110
M12X110/S=18	50	01200.120.111
M12X120/S=19	50	01200.120.120
M12X120/S=18	50	01200.120.121
M12X130/S=19	50	01200.120.130
M12X140/S=19	50	01200.120.140
M12X150/S=19	50	01200.120.150
M12X160/S=19	25	01200.120.160
M12X170/S=19	25	01200.120.170
M12X180/S=19	25	01200.120.180
M12X190/S=19	25	01200.120.190
M12X200/S=19	25	01200.120.200
M12X220/S=19	25	01200.120.220
M12X240/S=19	25	01200.120.240
M12X260/S=19	25	01200.120.260
M12X280/S=19	25	01200.120.280
M12X300/S=19	25	01200.120.300

d x L	✉	Kód výrobku
M14X50/S=22	50	01200.140.050
M14X50/S=21	50	01200.140.051
M14X55/S=22	50	01200.140.055
M14X55/S=21	50	01200.140.056
M14X60/S=22	50	01200.140.060
M14X60/S=21	50	01200.140.061
M14X65/S=22	50	01200.140.065
M14X70/S=22	50	01200.140.070
M14X75/S=22	50	01200.140.075
M14X80/S=22	50	01200.140.080
M14X80/S=21	50	01200.140.081
M14X85/S=22	50	01200.140.085
M14X90/S=22	50	01200.140.090
M14X100/S=22	50	01200.140.100
M14X100/S=21	50	01200.140.101
M14X110/S=22	50	01200.140.110
M14X110/S=21	50	01200.140.111
M14X120/S=22	50	01200.140.120
M14X130/S=22	25	01200.140.130
M14X140/S=22	25	01200.140.140
M14X150/S=22	25	01200.140.150
M14X160/S=22	25	01200.140.160
M14X180/S=22	25	01200.140.180
M14X200/S=22	25	01200.140.200
M14X220/S=22	25	01200.140.220
M14X240/S=22	25	01200.140.240
M14X260/S=22	25	01200.140.260
M16X50	50	01200.160.050
M16X55	50	01200.160.055
M16X60	50	01200.160.060
M16X65	25	01200.160.065
M16X70	25	01200.160.070
M16X75	25	01200.160.075
M16X80	25	01200.160.080
M16X85	25	01200.160.085
M16X90	25	01200.160.090
M16X95	50	01200.160.095
M16X100	25	01200.160.100
M16X110	25	01200.160.110
M16X120	25	01200.160.120
M16X130	25	01200.160.130
M16X140	25	01200.160.140
M16X150	25	01200.160.150
M16X160	25	01200.160.160
M16X170	25	01200.160.170
M16X180	25	01200.160.180
M16X190	25	01200.160.190
M16X200	25	01200.160.200
M16X210	25	01200.160.210
M16X220	25	01200.160.220
M16X230	25	01200.160.230
M16X240	10	01200.160.240
M16X250	10	01200.160.250
M16X260	10	01200.160.260
M16X280	10	01200.160.280
M16X300	10	01200.160.300
M16X320	10	01200.160.320
M16X340	10	01200.160.340
M16X360	10	01200.160.360
M16X380	10	01200.160.380
M16X400	10	01200.160.400
M18X60	25	01200.180.060
M18X65	25	01200.180.065
M18X70	25	01200.180.070
M18X75	25	01200.180.075
M18X80	25	01200.180.080
M18X90	25	01200.180.090
M18X100	25	01200.180.100
M18X110	25	01200.180.110
M18X120	25	01200.180.120
M18X130	25	01200.180.130
M18X140	25	01200.180.140
M18X150	25	01200.180.150

01200 Šroub se šestihrannou hlavou

d x L	✉	Kód výrobku
M18X160	25	01200.180.160
M18X180	10	01200.180.180
M18X200	10	01200.180.200
M20X60	25	01200.200.060
M20X65	25	01200.200.065
M20X70	25	01200.200.070
M20X75	25	01200.200.075
M20X80	25	01200.200.080
M20X85	25	01200.200.085
M20X90	25	01200.200.090
M20X100	25	01200.200.100
M20X110	25	01200.200.110
M20X120	25	01200.200.120
M20X130	25	01200.200.130
M20X140	25	01200.200.140
M20X150	25	01200.200.150
M20X160	10	01200.200.160
M20X170	10	01200.200.170
M20X180	10	01200.200.180
M20X190	10	01200.200.190
M20X200	10	01200.200.200
M20X220	10	01200.200.220
M20X240	10	01200.200.240
M20X260	10	01200.200.260
M20X280	10	01200.200.280
M20X300	10	01200.200.300
M20X320	5	01200.200.320
M22X70/S=32	25	01200.220.070
M22X75/S=32	25	01200.220.075
M22X80/S=32	25	01200.220.080
M22X90/S=32	25	01200.220.090
M22X100/S=32	10	01200.220.100
M22X110/S=32	10	01200.220.110
M22X120/S=32	10	01200.220.120
M22X130/S=32	10	01200.220.130
M22X140/S=32	10	01200.220.140
M22X150/S=32	10	01200.220.150
M22X160/S=32	10	01200.220.160
M22X180/S=32	10	01200.220.180
M22X200/S=32	5	01200.220.200
M24X70	25	01200.240.070
M24X75	25	01200.240.075
M24X80	25	01200.240.080
M24X85	10	01200.240.085

d x L	✉	Kód výrobku
M24X90	10	01200.240.090
M24X100	10	01200.240.100
M24X110	10	01200.240.110
M24X120	10	01200.240.120
M24X130	10	01200.240.130
M24X140	10	01200.240.140
M24X150	10	01200.240.150
M24X160	10	01200.240.160
M24X170	10	01200.240.170
M24X180	10	01200.240.180
M24X190	10	01200.240.190
M24X200	10	01200.240.200
M24X210	10	01200.240.210
M24X220	10	01200.240.220
M24X230	10	01200.240.230
M24X240	10	01200.240.240
M24X260	10	01200.240.260
M24X280	10	01200.240.280
M24X300	10	01200.240.300
M24X320	5	01200.240.320
M24X340	5	01200.240.340
M24X360	5	01200.240.360
M24X380	5	01200.240.380
M24X400	5	01200.240.400
M27X80	10	01200.270.080
M27X90	10	01200.270.090
M27X100	10	01200.270.100
M27X110	10	01200.270.110
M27X120	10	01200.270.120
M27X130	10	01200.270.130
M27X140	10	01200.270.140
M27X150	10	01200.270.150
M27X160	10	01200.270.160
M27X180	5	01200.270.180
M27X190	5	01200.270.190
M27X200	5	01200.270.200
M27X220	5	01200.270.220
M27X240	5	01200.270.240
M27X260	5	01200.270.260
M27X280	5	01200.270.280
M27X300	5	01200.270.300
M30X90	10	01200.300.090
M30X100	10	01200.300.100
M30X110	10	01200.300.110
M30X120	10	01200.300.120

d x L	✉	Kód výrobku
M30X130	10	01200.300.130
M30X140	10	01200.300.140
M30X150	10	01200.300.150
M30X160	10	01200.300.160
M30X170	5	01200.300.170
M30X180	5	01200.300.180
M30X200	5	01200.300.200
M30X220	5	01200.300.220
M30X240	5	01200.300.240
M30X260	5	01200.300.260
M30X280	5	01200.300.280
M30X300	5	01200.300.300
M30X320	2	01200.300.320
M30X340	2	01200.300.340
M30X360	2	01200.300.360
M30X400	2	01200.300.400
M33X100	5	01200.330.100
M33X110	5	01200.330.110
M33X120	5	01200.330.120
M33X130	5	01200.330.130
M33X140	5	01200.330.140
M33X150	5	01200.330.150
M33X160	5	01200.330.160
M33X180	2	01200.330.180
M33X200	2	01200.330.200
M33X280	1	01200.330.280
M36X100	5	01200.360.100
M36X110	5	01200.360.110
M36X120	5	01200.360.120
M36X130	5	01200.360.130
M36X140	5	01200.360.140
M36X150	5	01200.360.150
M36X160	5	01200.360.160
M36X170	5	01200.360.170
M36X180	2	01200.360.180
M36X200	2	01200.360.200
M36X220	2	01200.360.220
M36X240	2	01200.360.240
M36X260	2	01200.360.260
M36X280	2	01200.360.280
M36X300	2	01200.360.300
M39X160	1	01200.390.160

01220 Šroub se šestihrannou hlavou A06A

Závit Metrický závit
Materiál Ocel
Třída 8.8
Povrchová úprava Pozinkované žlutě pasivované

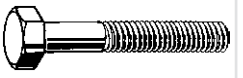

d x L	✉	Kód výrobku
M4X25	500	01220.040.025
M4X30	500	01220.040.030
M4X40	500	01220.040.040
M4X50	500	01220.040.050
M5X30	200	01220.050.030
M5X35	200	01220.050.035
M5X40	200	01220.050.040
M5X45	200	01220.050.045
M5X50	200	01220.050.050
M5X55	200	01220.050.055
M5X60	200	01220.050.060
M5X70	200	01220.050.070
M5X80	200	01220.050.080
M6X30	200	01220.060.030
M6X35	200	01220.060.035
M6X40	200	01220.060.040
M6X45	200	01220.060.045
M6X50	200	01220.060.050
M6X55	200	01220.060.055
M6X60	200	01220.060.060
M6X70	200	01220.060.070

d x L	✉	Kód výrobku
M6X80	200	01220.060.080
M6X90	100	01220.060.090
M6X100	100	01220.060.100
M6X110	100	01220.060.110
M6X120	100	01220.060.120
M6X130	100	01220.060.130
M8X35	200	01220.080.035
M8X40	200	01220.080.040
M8X45	200	01220.080.045
M8X50	200	01220.080.050
M8X55	200	01220.080.055
M8X60	200	01220.080.060
M8X65	200	01220.080.065
M8X70	200	01220.080.070
M8X75	200	01220.080.075
M8X80	200	01220.080.080
M8X90	100	01220.080.090
M8X100	100	01220.080.100
M8X110	100	01220.080.110
M8X120	100	01220.080.120
M8X130	100	01220.080.130
M8X140	100	01220.080.140

d x L	✉	Kód výrobku
M8X150	100	01220.080.150
M8X160	50	01220.080.160
M8X180	50	01220.080.180
M10X40/S=17	100	01220.100.040
M10X45/S=17	100	01220.100.045
M10X50/S=17	100	01220.100.050
M10X55/S=17	100	01220.100.055
M10X60/S=17	100	01220.100.060
M10X65/S=17	100	01220.100.065
M10X70/S=17	100	01220.100.070
M10X75/S=17	100	01220.100.075
M10X80/S=17	100	01220.100.080
M10X85/S=17	100	01220.100.085
M10X90/S=17	100	01220.100.090
M10X100/S=17	100	01220.100.100
M10X110/S=17	50	01220.100.110
M10X120/S=17	50	01220.100.120
M10X130/S=17	50	01220.100.130
M10X140/S=17	50	01220.100.140
M10X150/S=17	50	01220.100.150
M10X160/S=17	50	01220.100.160
M10X170/S=17	50	01220.100.170

01220 Šroub se šestihrannou hlavou

d x L	✉	Kód výrobku
M10X180/S=17	50	01220.100.180
M10X200/S=17	50	01220.100.200
M10X220/S=17	50	01220.100.220
M12X45/S=19	100	01220.120.045
M12X50/S=19	100	01220.120.050
M12X55/S=19	100	01220.120.055
M12X60/S=19	100	01220.120.060
M12X65/S=19	50	01220.120.065
M12X70/S=19	50	01220.120.070
M12X75/S=19	50	01220.120.075
M12X80/S=19	50	01220.120.080
M12X90/S=19	50	01220.120.090
M12X100/S=19	50	01220.120.100
M12X110/S=19	50	01220.120.110
M12X120/S=19	50	01220.120.120
M12X130/S=19	50	01220.120.130
M12X140/S=19	50	01220.120.140
M12X150/S=19	50	01220.120.150
M12X160/S=19	50	01220.120.160
M12X180/S=19	50	01220.120.180
M12X200/S=19	50	01220.120.200
M12X220/S=19	50	01220.120.220
M12X240/S=19	50	01220.120.240
M14X50/S=22	50	01220.140.050
M14X55/S=22	50	01220.140.055
M14X60/S=22	50	01220.140.060
M14X70/S=22	50	01220.140.070
M14X80/S=22	50	01220.140.080
M14X90/S=22	50	01220.140.090
M14X100/S=22	50	01220.140.100
M14X110/S=22	50	01220.140.110
M14X120/S=22	50	01220.140.120
M14X130/S=22	25	01220.140.130
M14X140/S=22	25	01220.140.140
M14X150/S=22	25	01220.140.150
M14X160/S=22	25	01220.140.160
M14X180/S=22	25	01220.140.180
M14X200/S=22	25	01220.140.200
M16X55	50	01220.160.055

d x L	✉	Kód výrobku
M16X60	50	01220.160.060
M16X65	25	01220.160.065
M16X70	25	01220.160.070
M16X75	25	01220.160.075
M16X80	25	01220.160.080
M16X90	25	01220.160.090
M16X100	25	01220.160.100
M16X110	25	01220.160.110
M16X120	25	01220.160.120
M16X130	25	01220.160.130
M16X140	25	01220.160.140
M16X150	25	01220.160.150
M16X160	25	01220.160.160
M16X180	25	01220.160.180
M16X200	25	01220.160.200
M16X220	25	01220.160.220
M16X240	25	01220.160.240
M20X65	25	01220.200.065
M20X70	25	01220.200.070
M20X75	25	01220.200.075
M20X80	25	01220.200.080
M20X90	25	01220.200.090
M20X100	25	01220.200.100
M20X110	25	01220.200.110
M20X120	25	01220.200.120
M20X130	25	01220.200.130
M20X140	25	01220.200.140
M20X150	25	01220.200.150
M20X160	10	01220.200.160
M20X180	10	01220.200.180
M20X190	10	01220.200.190
M20X200	10	01220.200.200
M20X220	10	01220.200.220
M20X240	10	01220.200.240
M20X260	10	01220.200.260
M20X280	10	01220.200.280
M20X300	10	01220.200.300
M22X120/S=32	25	01220.220.120
M22X130/S=32	25	01220.220.130

d x L	✉	Kód výrobku
M24X80	25	01220.240.080
M24X90	10	01220.240.090
M24X100	10	01220.240.100
M24X110	10	01220.240.110
M24X120	10	01220.240.120
M24X130	10	01220.240.130
M24X140	10	01220.240.140
M24X150	10	01220.240.150
M24X160	10	01220.240.160
M24X180	10	01220.240.180
M24X200	10	01220.240.200
M24X220	10	01220.240.220
M24X240	10	01220.240.240
M24X260	10	01220.240.260
M24X280	10	01220.240.280
M24X300	10	01220.240.300
M27X100	10	01220.270.100
M27X110	10	01220.270.110
M27X120	10	01220.270.120
M27X140	10	01220.270.140
M27X160	10	01220.270.160
M27X180	5	01220.270.180
M27X200	5	01220.270.200
M30X100	10	01220.300.100
M30X120	10	01220.300.120
M30X130	10	01220.300.130
M30X140	10	01220.300.140
M30X160	10	01220.300.160
M30X180	5	01220.300.180
M30X200	5	01220.300.200
M33X100	10	01220.330.100
M33X120	5	01220.330.120
M33X140	5	01220.330.140
M33X160	5	01220.330.160
M33X180	5	01220.330.180
M33X200	5	01220.330.200
M36X120	5	01220.360.120
M36X180	5	01220.360.180

01226 Šroub se šestihrannou hlavou A96A

Závit Metrický závit
Materiál Ocel
Třída 8.8
Povrchová úprava Zinko-hliníkový povlak bez Cr^{6+}- ISO 10683 flZnnc

RoHS

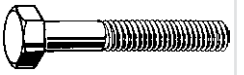

d x L	✉	Kód výrobku
M6X30	200	01226.060.030
M6X35	200	01226.060.035
M6X40	200	01226.060.040
M6X45	200	01226.060.045
M6X50	200	01226.060.050
M6X60	200	01226.060.060
M8X35	200	01226.080.035
M8X40	200	01226.080.040
M8X45	200	01226.080.045
M8X50	200	01226.080.050
M8X55	200	01226.080.055
M8X60	200	01226.080.060
M8X70	200	01226.080.070
M8X80	200	01226.080.080
M8X90	100	01226.080.090
M8X110	100	01226.080.110
M10X40/S=17	100	01226.100.040
M10X45/S=17	100	01226.100.045
M10X50/S=17	100	01226.100.050
M10X60/S=17	100	01226.100.060
M10X70/S=17	100	01226.100.070
M10X80/S=17	100	01226.100.080
M10X90/S=17	100	01226.100.090
M10X100/S=17	100	01226.100.100
M10X120/S=17	50	01226.100.120

d x L	✉	Kód výrobku
M12X45/S=19	100	01226.120.045
M12X50/S=19	100	01226.120.050
M12X55/S=19	100	01226.120.055
M12X60/S=19	100	01226.120.060
M12X65/S=19	50	01226.120.065
M12X70/S=19	50	01226.120.070
M12X80/S=19	50	01226.120.080
M12X90/S=19	50	01226.120.090
M12X100/S=19	50	01226.120.100
M12X110/S=19	50	01226.120.110
M12X120/S=19	50	01226.120.120
M12X140/S=19	50	01226.120.140
M12X150/S=19	50	01226.120.150
M12X170/S=19	25	01226.120.170
M16X55	50	01226.160.055
M16X60	50	01226.160.060
M16X65	25	01226.160.065
M16X70	25	01226.160.070
M16X75	25	01226.160.075
M16X80	25	01226.160.080
M16X90	25	01226.160.090
M16X100	25	01226.160.100
M16X110	25	01226.160.110
M16X120	25	01226.160.120
M16X130	25	01226.160.130
M16X140	25	01226.160.140
M16X150	25	01226.160.150

d x L	✉	Kód výrobku
M16X160	25	01226.160.160
M16X180	25	01226.160.180
M18X60	25	01226.180.060
M18X80	25	01226.180.080
M18X90	25	01226.180.090
M20X65	25	01226.200.065
M20X70	25	01226.200.070
M20X75	25	01226.200.075
M20X80	25	01226.200.080
M20X85	25	01226.200.085
M20X90	25	01226.200.090
M20X100	25	01226.200.100
M20X110	25	01226.200.110
M20X120	25	01226.200.120
M20X130	25	01226.200.130
M20X140	25	01226.200.140
M20X150	25	01226.200.150
M20X160	10	01226.200.160
M20X180	10	01226.200.180
M20X200	10	01226.200.200
M24X70	25	01226.240.070
M24X80	25	01226.240.080
M24X90	10	01226.240.090
M24X100	10	01226.240.100
M24X110	10	01226.240.110

01226 Šroub se šestihrannou hlavou

d x L	✉	Kód výrobku	d x L	✉	Kód výrobku	d x L	✉	Kód výrobku
M24X130	10	01226.240.130	M24X160	10	01226.240.160	M24X200	10	01226.240.200
M24X140	10	01226.240.140	M24X180	10	01226.240.180			

- Povrchová úprava ISO 10683 zinko-hliníkový povlak eliminuje možnost poškození způsobené vodíkovou křehkostí.

01400 Šroub se šestihrannou hlavou ISO-metrický závit A08A

Závit Metrický závit
Materiál Ocel
Třída 8.8
Povrchová úprava Žárový zinek

RoHS

d x L	✉	Kód výrobku	d x L	✉	Kód výrobku	d x L	✉	Kód výrobku
M8X35	100	01400.080.035	M16X75	25	01400.160.075	M24X80	25	01400.240.080
M8X40	100	01400.080.040	M16X80	25	01400.160.080	M24X90	10	01400.240.090
M8X45	100	01400.080.045	M16X90	25	01400.160.090	M24X100	10	01400.240.100
M8X50	100	01400.080.050	M16X100	25	01400.160.100	M24X110	10	01400.240.110
M8X55	100	01400.080.055	M16X110	25	01400.160.110	M24X120	10	01400.240.120
M8X60	100	01400.080.060	M16X120	25	01400.160.120	M24X130	10	01400.240.130
M8X65	100	01400.080.065	M16X130	25	01400.160.130	M24X140	10	01400.240.140
M8X70	100	01400.080.070	M16X140	25	01400.160.140	M24X150	10	01400.240.150
M8X75	100	01400.080.075	M16X150	25	01400.160.150	M24X160	10	01400.240.160
M8X80	100	01400.080.080	M16X160	25	01400.160.160	M24X180	10	01400.240.180
M8X90	100	01400.080.090	M16X180	25	01400.160.180	M24X200	10	01400.240.200
M8X100	50	01400.080.100	M16X200	25	01400.160.200	M24X220	10	01400.240.220
			M16X220	25	01400.160.220	M24X240	10	01400.240.240
M10X40/S=17	100	01400.100.040	M16X240	25	01400.160.240	M24X260	10	01400.240.260
M10X45/S=17	100	01400.100.045	M16X260	25	01400.160.260	M24X280	10	01400.240.280
M10X50/S=17	50	01400.100.050				M24X300	10	01400.240.300
M10X55/S=17	50	01400.100.055	M18X60	25	01400.180.060	M24X320	5	01400.240.320
M10X60/S=17	50	01400.100.060	M18X70	25	01400.180.070	M24X340	5	01400.240.340
M10X65/S=17	50	01400.100.065	M18X80	25	01400.180.080	M24X360	5	01400.240.360
M10X70/S=17	50	01400.100.070	M18X90	25	01400.180.090			
M10X75/S=17	50	01400.100.075	M18X100	25	01400.180.100	M27X80	10	01400.270.080
M10X80/S=17	50	01400.100.080	M18X110	25	01400.180.110	M27X90	10	01400.270.090
M10X90/S=17	50	01400.100.090	M18X120	25	01400.180.120	M27X100	10	01400.270.100
M10X100/S=17	50	01400.100.100	M18X130	25	01400.180.130	M27X110	10	01400.270.110
M10X110/S=17	50	01400.100.110	M18X140	25	01400.180.140	M27X120	10	01400.270.120
M10X110/S=16	50	01400.100.111	M18X150	25	01400.180.150	M27X130	10	01400.270.130
M10X120/S=17	50	01400.100.120				M27X140	10	01400.270.140
M10X120/S=16	50	01400.100.121	M20X65	25	01400.200.065	M27X150	10	01400.270.150
M10X130/S=16	50	01400.100.131	M20X70	25	01400.200.070	M27X160	10	01400.270.160
M10X140/S=16	50	01400.100.141	M20X75	25	01400.200.075			
M10X150/S=16	50	01400.100.151	M20X80	25	01400.200.080	M30X90	10	01400.300.090
M10X160/S=16	50	01400.100.161	M20X90	25	01400.200.090	M30X100	10	01400.300.100
M10X180/S=16	50	01400.100.181	M20X100	25	01400.200.100	M30X110	10	01400.300.110
M10X200/S=16	50	01400.100.201	M20X110	25	01400.200.110	M30X120	10	01400.300.120
			M20X120	25	01400.200.120	M30X130	10	01400.300.130
M12X45/S=19	50	01400.120.045	M20X130	25	01400.200.130	M30X140	10	01400.300.140
M12X50/S=19	50	01400.120.050	M20X140	25	01400.200.140	M30X150	10	01400.300.150
M12X55/S=19	25	01400.120.055	M20X150	25	01400.200.150	M30X160	10	01400.300.160
M12X60/S=19	25	01400.120.060	M20X160	10	01400.200.160	M30X180	10	01400.300.180
M12X65/S=19	25	01400.120.065	M20X180	10	01400.200.180	M30X200	10	01400.300.200
M12X70/S=19	25	01400.120.070	M20X200	10	01400.200.200	M30X220	5	01400.300.220
M12X75/S=19	25	01400.120.075	M20X220	10	01400.200.220	M30X240	5	01400.300.240
M12X80/S=19	25	01400.120.080	M20X240	10	01400.200.240	M30X260	5	01400.300.260
M12X90/S=19	25	01400.120.090	M20X260	10	01400.200.260			
M12X100/S=19	25	01400.120.100	M20X280	10	01400.200.280	M33X100	5	01400.330.100
M12X110/S=19	25	01400.120.110	M20X300	10	01400.200.300	M33X120	5	01400.330.120
M12X120/S=19	25	01400.120.120				M33X140	5	01400.330.140
M12X130/S=19	25	01400.120.130	M22X70/S=34	25	01400.220.071	M33X160	5	01400.330.160
M12X140/S=19	25	01400.120.140	M22X75/S=34	25	01400.220.076			
M12X150/S=19	25	01400.120.150	M22X80/S=34	25	01400.220.081	M36X110	5	01400.360.110
M12X160/S=19	25	01400.120.160	M22X90/S=34	25	01400.220.091	M36X120	5	01400.360.120
M12X180/S=19	25	01400.120.180	M22X100/S=34	10	01400.220.101	M36X140	5	01400.360.140
M12X200/S=19	25	01400.120.200	M22X110/S=34	10	01400.220.111	M36X160	2	01400.360.160
			M22X120/S=34	10	01400.220.121	M36X180	2	01400.360.180
M16X55	25	01400.160.055	M22X140/S=34	10	01400.220.141	M36X200	2	01400.360.200
M16X60	25	01400.160.060	M22X150/S=34	10	01400.220.151	M36X220	2	01400.360.220
M16X65	25	01400.160.065				M36X240	2	01400.360.240
M16X70	25	01400.160.070	M24X75	25	01400.240.075			

- U žárově zinkovaných šroubů s ISO-METRICKÝM LÍCOVANÝM závitem je závit vyválcován s menšími rozměry, takže správných rozměrů dle toleranční třídy h dosáhne AŽ PO zinkování.
- Výhodou tohoto způsobu výroby je, že můžeme šrouby použít bez problému v jakémkoli závitovém otvoru.
- Závit odpovídajících ISO-METRICKÝCH LÍCOVANÝCH matic je vyroben v toleranční třídě 6H až PO zinkování, takže matice dokonale lícují se šrouby.

01420 Šroub se šestihrannou hlavou a zvětšeným závitem A08A

Závit	Metrický závit
Materiál	Ocel
Třída	8.8
Povrchová úprava	Žárový zinek

d x L	✉	Kód výrobku
M10X40/S=17	100	01420.100.040
M10X50/S=17	50	01420.100.050
M10X55/S=17	50	01420.100.055
M10X60/S=17	50	01420.100.060
M10X80/S=17	50	01420.100.080
M10X100/S=17	50	01420.100.100
M10X130/S=17	50	01420.100.130
M12X45/S=19	100	01420.120.045
M12X50/S=19	100	01420.120.050
M12X55/S=19	100	01420.120.055
M12X60/S=19	100	01420.120.060
M12X65/S=19	100	01420.120.065
M12X70/S=19	100	01420.120.070
M12X75/S=19	50	01420.120.075
M12X80/S=19	50	01420.120.080
M12X90/S=19	50	01420.120.090
M12X100/S=19	50	01420.120.100
M12X110/S=19	50	01420.120.110
M12X120/S=19	50	01420.120.120
M12X130/S=19	50	01420.120.130
M12X140/S=19	50	01420.120.140
M12X150/S=19	50	01420.120.150
M12X160/S=19	25	01420.120.160
M12X180/S=19	25	01420.120.180
M12X200/S=19	25	01420.120.200
M12X240/S=19	25	01420.120.240
M12X260/S=19	25	01420.120.260
M14X50/S=22	50	01420.140.050
M14X60/S=22	50	01420.140.060
M14X70/S=22	50	01420.140.070
M14X80/S=22	25	01420.140.080
M14X90/S=22	25	01420.140.090
M14X100/S=22	25	01420.140.100
M14X120/S=22	25	01420.140.120
M14X140/S=22	25	01420.140.140
M16X55	50	01420.160.055
M16X60	50	01420.160.060
M16X65	50	01420.160.065
M16X70	50	01420.160.070
M16X75	25	01420.160.075
M16X80	25	01420.160.080
M16X90	25	01420.160.090
M16X100	25	01420.160.100
M16X110	25	01420.160.110
M16X120	25	01420.160.120
M16X130	25	01420.160.130
M16X140	25	01420.160.140
M16X150	25	01420.160.150
M16X160	25	01420.160.160
M16X180	25	01420.160.180
M16X200	25	01420.160.200
M16X220	25	01420.160.220
M16X240	25	01420.160.240
M16X260	10	01420.160.260
M16X300	10	01420.160.300
M18X60	50	01420.180.060
M18X70	50	01420.180.070
M18X80	25	01420.180.080
M18X90	25	01420.180.090
M18X100	25	01420.180.100
M18X120	25	01420.180.120
M18X140	25	01420.180.140
M20X65	25	01420.200.065
M20X70	25	01420.200.070
M20X75	25	01420.200.075
M20X80	25	01420.200.080
M20X85	25	01420.200.085
M20X90	25	01420.200.090
M20X95	25	01420.200.095
M20X100	25	01420.200.100
M20X110	25	01420.200.110
M20X120	25	01420.200.120
M20X130	25	01420.200.130
M20X140	25	01420.200.140
M20X150	25	01420.200.150
M20X160	10	01420.200.160
M20X180	10	01420.200.180
M20X200	10	01420.200.200
M20X220	10	01420.200.220
M20X240	10	01420.200.240
M20X260	10	01420.200.260
M20X280	10	01420.200.280
M20X300	10	01420.200.300
M20X320	5	01420.200.320
M20X360	5	01420.200.360
M22X70/S=32	25	01420.220.070
M22X75/S=32	25	01420.220.075
M22X80/S=32	25	01420.220.080
M22X90/S=32	10	01420.220.090
M22X100/S=32	10	01420.220.100
M22X120/S=32	10	01420.220.120
M22X140/S=32	10	01420.220.140
M22X160/S=32	10	01420.220.160
M22X180/S=32	10	01420.220.180
M22X190/S=32	10	01420.220.190
M22X200/S=32	10	01420.220.200
M24X70	25	01420.240.070
M24X75	25	01420.240.075
M24X80	25	01420.240.080
M24X85	10	01420.240.085
M24X90	10	01420.240.090
M24X95	10	01420.240.095
M24X100	10	01420.240.100
M24X110	10	01420.240.110
M24X120	10	01420.240.120
M24X130	10	01420.240.130
M24X140	10	01420.240.140
M24X150	10	01420.240.150
M24X160	10	01420.240.160
M24X180	10	01420.240.180
M24X200	10	01420.240.200
M24X220	10	01420.240.220
M24X240	10	01420.240.240
M24X260	5	01420.240.260
M24X280	5	01420.240.280
M24X300	5	01420.240.300
M27X80	10	01420.270.080
M27X85	10	01420.270.085
M27X90	10	01420.270.090
M27X100	10	01420.270.100
M27X110	10	01420.270.110
M27X120	10	01420.270.120
M27X130	10	01420.270.130
M27X140	10	01420.270.140
M27X150	10	01420.270.150
M27X160	10	01420.270.160
M27X180	10	01420.270.180
M27X200	10	01420.270.200
M30X90	10	01420.300.090
M30X100	10	01420.300.100
M30X110	10	01420.300.110
M30X120	10	01420.300.120
M30X130	10	01420.300.130
M30X140	10	01420.300.140
M30X150	5	01420.300.150
M30X160	10	01420.300.160
M30X180	5	01420.300.180
M30X200	5	01420.300.200
M30X220	5	01420.300.220
M33X110	5	01420.330.110
M33X120	5	01420.330.120
M33X140	5	01420.330.140
M36X100	5	01420.360.100
M36X110	5	01420.360.110
M36X120	5	01420.360.120
M36X130	5	01420.360.130
M36X140	5	01420.360.140
M36X150	5	01420.360.150
M36X160	5	01420.360.160
M36X180	5	01420.360.180
M36X200	5	01420.360.200
M36X220	1	01420.360.220
M36X320	1	01420.360.320
M39X180	1	01420.390.180
M39X200	1	01420.390.200
M42X140	1	01420.420.140
M42X150	1	01420.420.150
M42X160	1	01420.420.160
M45X200	1	01420.450.200
M48X120	1	01420.480.120
M52X200	1	01420.520.200
M64X280	1	01420.640.280

- U žárově zinkovaných šroubů se ZVĚTŠENÝM závitem je zinková vrstva aplikována NA závit normálních rozměrů, takže PO zinkování již závit těchto šroubů neodpovídá ISO-metrickému lícování, nýbrž je tlustší, proto je nazýván ZVĚTŠENÝ.
- Šrouby neodpovídají běžnému lícování závitů a nelze je použít např. do běžných závitových otvorů.
- Odpovídající ZVĚTŠENÉ matice jsou vyrobeny s rozměry PO zinkování o cca 0,3 mm většími, čímž dokonale lícují s těmito šrouby.

04100 Šroub se šestihrannou hlavou C01A

Závit Metrický závit
Materiál Ocel
Třída 10.9

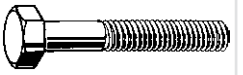

RoHS

d x L	✉	Kód výrobku
M6X30	200	04100.060.030
M6X35	200	04100.060.035
M6X40	200	04100.060.040
M6X45	200	04100.060.045
M6X50	200	04100.060.050
M6X55	200	04100.060.055
M6X60	200	04100.060.060
M6X70	200	04100.060.070
M6X80	200	04100.060.080
M8X30	200	04100.080.030
M8X35	200	04100.080.035
M8X40	200	04100.080.040
M8X45	200	04100.080.045
M8X50	200	04100.080.050
M8X60	200	04100.080.060
M8X70	200	04100.080.070
M8X80	200	04100.080.080
M8X90	100	04100.080.090
M8X100	100	04100.080.100
M8X110	100	04100.080.110
M8X120	100	04100.080.120
M10X40/S=17	100	04100.100.040
M10X45/S=17	100	04100.100.045
M10X50/S=17	100	04100.100.050
M10X55/S=17	100	04100.100.055
M10X60/S=17	100	04100.100.060
M10X65/S=17	100	04100.100.065
M10X70/S=17	100	04100.100.070
M10X75/S=17	100	04100.100.075
M10X80/S=17	100	04100.100.080
M10X90/S=17	100	04100.100.090
M10X100/S=17	100	04100.100.100
M10X110/S=17	50	04100.100.110
M10X120/S=17	50	04100.100.120
M10X130/S=17	50	04100.100.130
M10X140/S=17	50	04100.100.140
M10X150/S=17	50	04100.100.150
M10X160/S=17	50	04100.100.160
M10X180/S=17	50	04100.100.180
M12X45/S=19	100	04100.120.045
M12X50/S=19	100	04100.120.050
M12X55/S=19	100	04100.120.055
M12X60/S=19	100	04100.120.060
M12X65/S=19	50	04100.120.065
M12X70/S=19	50	04100.120.070
M12X75/S=19	100	04100.120.075
M12X80/S=19	50	04100.120.080
M12X85/S=19	50	04100.120.085
M12X90/S=19	50	04100.120.090
M12X100/S=19	50	04100.120.100
M12X110/S=19	50	04100.120.110
M12X120/S=19	50	04100.120.120
M12X130/S=19	25	04100.120.130
M12X140/S=19	25	04100.120.140
M12X150/S=19	25	04100.120.150
M12X160/S=19	25	04100.120.160
M12X180/S=19	25	04100.120.180
M12X200/S=19	25	04100.120.200
M12X220/S=19	25	04100.120.220
M14X45/S=22	50	04100.140.045
M14X50/S=22	50	04100.140.050
M14X55/S=22	50	04100.140.055
M14X60/S=22	50	04100.140.060
M14X65/S=22	50	04100.140.065
M14X70/S=22	50	04100.140.070
M14X75/S=22	50	04100.140.075
M14X80/S=22	50	04100.140.080
M14X85/S=22	50	04100.140.085
M14X90/S=22	50	04100.140.090
M14X100/S=22	50	04100.140.100
M14X120/S=22	50	04100.140.120
M14X130/S=22	50	04100.140.130
M14X140/S=22	50	04100.140.140
M14X150/S=22	25	04100.140.150
M14X160/S=22	25	04100.140.160
M16X50	50	04100.160.050
M16X55	50	04100.160.055
M16X60	50	04100.160.060
M16X65	25	04100.160.065
M16X70	25	04100.160.070
M16X75	25	04100.160.075
M16X80	25	04100.160.080
M16X90	25	04100.160.090
M16X95	25	04100.160.095
M16X100	25	04100.160.100
M16X110	25	04100.160.110
M16X120	25	04100.160.120
M16X130	25	04100.160.130
M16X140	25	04100.160.140
M16X150	25	04100.160.150
M16X160	25	04100.160.160
M16X170	25	04100.160.170
M16X180	25	04100.160.180
M16X190	25	04100.160.190
M16X200	25	04100.160.200
M16X220	25	04100.160.220
M16X240	10	04100.160.240
M16X250	10	04100.160.250
M18X60	25	04100.180.060
M18X65	25	04100.180.065
M18X70	25	04100.180.070
M18X80	25	04100.180.080
M18X85	100	04100.180.085
M18X90	25	04100.180.090
M18X100	25	04100.180.100
M18X110	25	04100.180.110
M18X120	25	04100.180.120
M20X65	25	04100.200.065
M20X70	25	04100.200.070
M20X75	25	04100.200.075
M20X80	25	04100.200.080
M20X85	25	04100.200.085
M20X90	25	04100.200.090
M20X95	25	04100.200.095
M20X100	25	04100.200.100
M20X110	25	04100.200.110
M20X120	25	04100.200.120
M20X130	25	04100.200.130
M20X140	25	04100.200.140
M20X150	25	04100.200.150
M20X160	10	04100.200.160
M20X170	10	04100.200.170
M20X180	10	04100.200.180
M20X190	10	04100.200.190
M20X200	10	04100.200.200
M20X220	10	04100.200.220
M20X230	10	04100.200.230
M20X240	10	04100.200.240
M20X260	10	04100.200.260
M22X70/S=32	10	04100.220.070
M22X75/S=32	10	04100.220.075
M22X80/S=32	10	04100.220.080
M22X90/S=32	10	04100.220.090
M22X100/S=32	10	04100.220.100
M22X110/S=32	10	04100.220.110
M22X120/S=32	10	04100.220.120
M22X130/S=32	10	04100.220.130
M24X75	25	04100.240.075
M24X80	25	04100.240.080
M24X90	10	04100.240.090
M24X100	10	04100.240.100
M24X110	10	04100.240.110
M24X120	10	04100.240.120
M24X130	10	04100.240.130
M24X140	10	04100.240.140
M24X150	10	04100.240.150
M24X160	10	04100.240.160
M24X170	10	04100.240.170
M24X180	10	04100.240.180
M24X200	10	04100.240.200
M24X220	10	04100.240.220
M24X240	10	04100.240.240
M24X260	10	04100.240.260
M24X280	10	04100.240.280
M27X80	10	04100.270.080
M27X90	10	04100.270.090
M27X100	10	04100.270.100
M27X110	10	04100.270.110
M27X120	10	04100.270.120
M27X130	10	04100.270.130
M27X140	10	04100.270.140
M27X150	10	04100.270.150
M27X160	10	04100.270.160
M27X170	5	04100.270.170
M27X180	5	04100.270.180
M27X190	5	04100.270.190
M27X200	5	04100.270.200
M30X90	10	04100.300.090
M30X100	10	04100.300.100
M30X110	10	04100.300.110
M30X120	10	04100.300.120
M30X130	10	04100.300.130
M30X140	10	04100.300.140
M30X150	10	04100.300.150
M30X160	10	04100.300.160
M30X170	5	04100.300.170
M30X180	5	04100.300.180
M30X200	5	04100.300.200
M30X220	5	04100.300.220
M30X240	5	04100.300.240
M30X260	5	04100.300.260
M30X280	5	04100.300.280
M30X300	5	04100.300.300
M33X100	5	04100.330.100
M33X110	5	04100.330.110
M33X120	5	04100.330.120
M33X130	5	04100.330.130
M33X140	5	04100.330.140
M33X150	5	04100.330.150
M33X160	5	04100.330.160
M33X180	2	04100.330.180
M33X200	2	04100.330.200
M33X240	2	04100.330.240
M36X100	5	04100.360.100
M36X110	5	04100.360.110
M36X120	5	04100.360.120
M36X130	5	04100.360.130
M36X140	5	04100.360.140
M36X150	5	04100.360.150
M36X160	5	04100.360.160
M36X180	2	04100.360.180
M36X200	2	04100.360.200
M36X220	2	04100.360.220
M36X240	2	04100.360.240
M36X260	2	04100.360.260
M36X300	2	04100.360.300
M39X120	1	04100.390.120
M39X140	1	04100.390.140
M39X150	5	04100.390.150
M39X160	1	04100.390.160
M39X180	1	04100.390.180

04100 Šroub se šestihrannou hlavou

d x L	✉	Kód výrobku	d x L	✉	Kód výrobku	d x L	✉	Kód výrobku
M39X190	1	04100.390.190	M42X200	1	04100.420.200	M45X200	1	04100.450.200
M39X200	1	04100.390.200	M42X220	1	04100.420.220	M45X220	1	04100.450.220
			M42X240	1	04100.420.240	M45X240	1	04100.450.240
M42X160	1	04100.420.160						
M42X180	1	04100.420.180	M45X160	1	04100.450.160			

- UPOZORNĚNÍ: Elektrolytické pokovení těchto produktů může způsobit vodíkovou křehkost.

04105 Šroub se šestihrannou hlavou C95A

Závit Metrický závit
Materiál Ocel
Třída 10.9
Povrchová úprava Zinko-hliníkový povlak bez Cr^{6+}- ISO 10683 flZnnc

d x L	✉	Kód výrobku	d x L	✉	Kód výrobku	d x L	✉	Kód výrobku
M6X30	200	04105.060.030	M10X120	50	04105.100.120	M16X120	25	04105.160.120
M6X35	200	04105.060.035				M16X130	25	04105.160.130
M6X40	200	04105.060.040	M12X45	100	04105.120.045	M16X140	25	04105.160.140
M6X50	200	04105.060.050	M12X50	100	04105.120.050	M16X150	10	04105.160.150
M6X60	200	04105.060.060	M12X60	100	04105.120.060	M16X160	10	04105.160.160
M6X70	200	04105.060.070	M12X70	50	04105.120.070			
M6X80	200	04105.060.080	M12X80	50	04105.120.080	M20X70	25	04105.200.070
			M12X90	50	04105.120.090	M20X80	25	04105.200.080
M8X35	200	04105.080.035	M12X100	50	04105.120.100	M20X90	25	04105.200.090
M8X40	200	04105.080.040	M12X120	50	04105.120.120	M20X100	25	04105.200.100
M8X45	200	04105.080.045				M20X120	25	04105.200.120
M8X50	200	04105.080.050	M14X50	50	04105.140.050	M20X140	25	04105.200.140
M8X60	200	04105.080.060	M14X60	50	04105.140.060	M20X160	10	04105.200.160
M8X70	200	04105.080.070	M14X80	50	04105.140.080	M20X200	10	04105.200.200
			M14X90	50	04105.140.090			
M10X40	100	04105.100.040	M14X100	50	04105.140.100	M24X80	25	04105.240.080
M10X45	100	04105.100.045				M24X90	10	04105.240.090
M10X50	100	04105.100.050	M16X55	50	04105.160.055	M24X100	10	04105.240.100
M10X60	100	04105.100.060	M16X60	50	04105.160.060	M24X120	10	04105.240.120
M10X70	100	04105.100.070	M16X65	25	04105.160.065	M24X140	10	04105.240.140
M10X80	100	04105.100.080	M16X70	25	04105.160.070	M24X160	10	04105.240.160
M10X90	100	04105.100.090	M16X80	25	04105.160.080	M24X180	10	04105.240.180
M10X100	100	04105.100.100	M16X90	25	04105.160.090	M24X200	10	04105.240.200
M10X110	50	04105.100.110	M16X100	25	04105.160.100			

- Povrchová úprava ISO 10683 zinko-hliníkový povlak eliminuje možnost poškození způsobené vodíkovou křehkostí.

04108 Šroub se šestihrannou hlavou C01A

Závit Metrický závit
Materiál Ocel
Třída 12.9

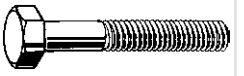

d x L	✉	Kód výrobku	d x L	✉	Kód výrobku	d x L	✉	Kód výrobku
M6X30	200	04108.060.030	M12X60/S=19	100	04108.120.060	M16X120	25	04108.160.120
M6X40	200	04108.060.040	M12X70/S=19	50	04108.120.070	M16X130	25	04108.160.130
M6X50	200	04108.060.050	M12X80/S=19	50	04108.120.080	M16X140	25	04108.160.140
M6X60	200	04108.060.060	M12X90/S=19	50	04108.120.090	M16X160	25	04108.160.160
			M12X100/S=19	50	04108.120.100			
M8X40	200	04108.080.040	M12X110/S=19	50	04108.120.110	M20X70	25	04108.200.070
M8X50	200	04108.080.050	M12X120/S=19	50	04108.120.120	M20X80	25	04108.200.080
M8X60	200	04108.080.060				M20X90	25	04108.200.090
M8X80	200	04108.080.080	M14X50/S=22	50	04108.140.050	M20X100	25	04108.200.100
M8X100	100	04108.080.100	M14X60/S=22	50	04108.140.060	M20X110	25	04108.200.110
			M14X70/S=22	50	04108.140.070	M20X140	25	04108.200.140
M10X40/S=17	100	04108.100.040	M14X80/S=22	50	04108.140.080	M20X160	10	04108.200.160
M10X45/S=17	100	04108.100.045	M14X90/S=22	50	04108.140.090			
M10X50/S=17	100	04108.100.050	M14X100/S=22	50	04108.140.100	M24X80	25	04108.240.080
M10X60/S=17	100	04108.100.060	M14X120/S=22	50	04108.140.120	M24X90	10	04108.240.090
M10X70/S=17	100	04108.100.070				M24X100	10	04108.240.100
M10X80/S=17	100	04108.100.080	M16X60	50	04108.160.060			
M10X100/S=17	100	04108.100.100	M16X70	25	04108.160.070	M30X90	10	04108.300.090
M10X120/S=17	50	04108.100.120	M16X80	25	04108.160.080	M30X100	10	04108.300.100
			M16X90	25	04108.160.090	M30X110	10	04108.300.110
M12X45/S=19	100	04108.120.045	M16X100	25	04108.160.100	M30X120	10	04108.300.120
M12X50/S=19	100	04108.120.050	M16X110	25	04108.160.110			

- UPOZORNĚNÍ: Elektrolytické pokovení těchto produktů může způsobit vodíkovou křehkost.

08750 Šroub se šestihrannou hlavou pro tlakové nádoby apod. E11A

Závit Metrický závit
Materiál Ocel
Třída 5.6

d x L	✉	Kód výrobku
M12X50/S=18	100	08750.120.051
M12X55/S=18	100	08750.120.056
M12X60/S=18	100	08750.120.061
M12X65/S=18	50	08750.120.066
M12X70/S=18	50	08750.120.071
M12X80/S=18	50	08750.120.081
M16X60	50	08750.160.060
M16X65	25	08750.160.065
M16X70	25	08750.160.070
M16X75	25	08750.160.075
M16X80	25	08750.160.080
M16X90	25	08750.160.090
M16X100	25	08750.160.100
M16X110	25	08750.160.110
M16X120	25	08750.160.120
M16X140	25	08750.160.140

d x L	✉	Kód výrobku
M16X160	25	08750.160.160
M16X180	25	08750.160.180
M20X75	25	08750.200.075
M20X80	25	08750.200.080
M20X90	25	08750.200.090
M20X100	25	08750.200.100
M20X110	25	08750.200.110
M20X120	25	08750.200.120
M20X130	25	08750.200.130
M20X140	25	08750.200.140
M20X150	25	08750.200.150
M20X160	10	08750.200.160
M20X180	10	08750.200.180
M24X90	10	08750.240.090
M24X100	10	08750.240.100

d x L	✉	Kód výrobku
M24X110	10	08750.240.110
M24X120	10	08750.240.120
M24X150	10	08750.240.150
M24X160	10	08750.240.160
M24X180	10	08750.240.180
M24X200	10	08750.240.200
M24X220	10	08750.240.220
M27X90	10	08750.270.090
M27X100	10	08750.270.100
M27X110	10	08750.270.110
M27X120	10	08750.270.120
M27X130	10	08750.270.130
M27X240	5	08750.270.240
M30X120	10	08750.300.120

- Speciální vlastnosti šroubů s šestihrannou hlavou pro tlakové nádoby apod.:
- Určeny k použití v tlakových nádobách, parních strojích, zařízeních a přírubových spojích při teplotách od –10°C do +300 °C, přetlacích max. 40 bar a rozměrech do M30 (včetně). Odpovídají požadavkům AD-Merkblatt W7, TRD 106 dle TÜV (Technischer Überwachungsverein) a DIN 267-13.
- V souladu s TÜV-Merkblatt Werkstoffe 1253, obdržel výrobce osvědčení k dodávkám těchto šroubů bez certifikátu 3.1, obchodní značka a popis třídy jsou dostačující.
- Toto osvědčení akceptuje rovněž nizozemský "Lloyd's Register Energy".

51000 Šroub se šestihrannou hlavou Q01A

Závit Metrický závit
Materiál Nerezocel A2
Třída 70

d x L	✉	Kód výrobku
M5X25	200	51000.050.025
M5X30	100	51000.050.030
M5X35	100	51000.050.035
M5X40	100	51000.050.040
M5X45	100	51000.050.045
M5X50	100	51000.050.050
M5X55	100	51000.050.055
M5X60	100	51000.050.060
M5X65*	200	51000.050.065
M5X70	100	51000.050.070
M5X75*	100	51000.050.075
M5X80*	100	51000.050.080
M5X85*	100	51000.050.085
M5X90*	100	51000.050.090
M5X95*	100	51000.050.095
M5X100*	100	51000.050.100
M6X25	200	51000.060.025
M6X30	200	51000.060.030
M6X35	100	51000.060.035
M6X40	100	51000.060.040
M6X45	100	51000.060.045
M6X50	100	51000.060.050
M6X55	100	51000.060.055
M6X60	100	51000.060.060
M6X65	100	51000.060.065
M6X70	100	51000.060.070
M6X75	100	51000.060.075
M6X80	100	51000.060.080
M6X85*	100	51000.060.085
M6X90	100	51000.060.090
M6X95	100	51000.060.095
M6X100	100	51000.060.100
M6X110	50	51000.060.110
M6X120	50	51000.060.120
M6X130	50	51000.060.130
M6X140	50	51000.060.140
M6X150	50	51000.060.150
M6X160*	100	51000.060.160
M6X170*	100	51000.060.170
M6X180	50	51000.060.180

d x L	✉	Kód výrobku
M6X190*	100	51000.060.190
M6X200*	100	51000.060.200
M8X30	200	51000.080.030
M8X35	100	51000.080.035
M8X40	100	51000.080.040
M8X45	100	51000.080.045
M8X50	100	51000.080.050
M8X55	100	51000.080.055
M8X60	100	51000.080.060
M8X65	100	51000.080.065
M8X70	100	51000.080.070
M8X75	100	51000.080.075
M8X80	100	51000.080.080
M8X85*	50	51000.080.085
M8X90	100	51000.080.090
M8X95*	50	51000.080.095
M8X100	100	51000.080.100
M8X110	50	51000.080.110
M8X120	50	51000.080.120
M8X130	50	51000.080.130
M8X140	50	51000.080.140
M8X150	50	51000.080.150
M8X160	25	51000.080.160
M8X170	25	51000.080.170
M8X180	25	51000.080.180
M8X190	25	51000.080.190
M8X200	10	51000.080.200
M8X210*	25	51000.080.210
M8X220	25	51000.080.220
M8X230*	25	51000.080.230
M8X240*	25	51000.080.240
M8X250*	25	51000.080.250
M8X260*	25	51000.080.260
M8X270*	25	51000.080.270
M8X280*	25	51000.080.280
M10X35/S=17	100	51000.100.035
M10X40/S=17	100	51000.100.040
M10X45/S=17	100	51000.100.045
M10X50/S=17	100	51000.100.050

d x L	✉	Kód výrobku
M10X55/S=17	100	51000.100.055
M10X60/S=17	100	51000.100.060
M10X65/S=17	50	51000.100.065
M10X70/S=17	50	51000.100.070
M10X75/S=17	50	51000.100.075
M10X80/S=17	50	51000.100.080
M10X85/S=17	50	51000.100.085
M10X90/S=17	50	51000.100.090
M10X95/S=17	50	51000.100.095
M10X100/S=17	50	51000.100.100
M10X110/S=17	50	51000.100.110
M10X120/S=17	25	51000.100.120
M10X130/S=17	25	51000.100.130
M10X140/S=17	25	51000.100.140
M10X150/S=17	25	51000.100.150
M10X160/S=17	25	51000.100.160
M10X170/S=17	25	51000.100.170
M10X180/S=17	25	51000.100.180
M10X190/S=17	25	51000.100.190
M10X200/S=17	10	51000.100.200
M10X210/S=17*	10	51000.100.210
M10X220/S=17*	10	51000.100.220
M10X230/S=17*	10	51000.100.230
M10X240/S=17*	10	51000.100.240
M10X250/S=17*	10	51000.100.250
M10X260*	10	51000.100.260
M10X270/S=17*	10	51000.100.270
M10X280/S=17*	10	51000.100.280
M10X290/S=17*	10	51000.100.290
M10X300*	10	51000.100.300
M10X320/S=17*	10	51000.100.320
M10X340*	10	51000.100.340
M10X360/S=17*	10	51000.100.360
M10X380*	10	51000.100.380
M10X400*	10	51000.100.400
M10X420*	10	51000.100.420
M10X440*	10	51000.100.440
M10X480*	10	51000.100.480
M12X40/S=19	50	51000.120.040
M12X45/S=19	50	51000.120.045

51000 Šroub se šestihrannou hlavou

d x L	✉	Kód výrobku
M12X50/S=19	50	51000.120.050
M12X55/S=19	50	51000.120.055
M12X60/S=19	50	51000.120.060
M12X65/S=19	50	51000.120.065
M12X70/S=19	50	51000.120.070
M12X75/S=19	50	51000.120.075
M12X80/S=19	50	51000.120.080
M12X85/S=19	25	51000.120.085
M12X90/S=19	50	51000.120.090
M12X95/S=19*	25	51000.120.095
M12X100/S=19	50	51000.120.100
M12X110/S=19	25	51000.120.110
M12X120/S=19	25	51000.120.120
M12X130/S=19	25	51000.120.130
M12X140/S=19	25	51000.120.140
M12X150/S=19	25	51000.120.150
M12X160/S=19	25	51000.120.160
M12X170/S=19	25	51000.120.170
M12X180/S=19	25	51000.120.180
M12X190/S=19	25	51000.120.190
M12X200/S=19	10	51000.120.200
M12X210/S=19*	10	51000.120.210
M12X220/S=19*	10	51000.120.220
M12X230/S=19*	10	51000.120.230
M12X240/S=19*	10	51000.120.240
M12X250/S=19*	10	51000.120.250
M12X260/S=19*	10	51000.120.260
M12X270/S=19*	10	51000.120.270
M12X280/S=19*	10	51000.120.280
M12X290/S=19*	10	51000.120.290
M12X300/S=19*	10	51000.120.300
M12X320/S=19*	10	51000.120.320
M12X340/S=19*	10	51000.120.340
M12X360/S=19*	10	51000.120.360
M12X380/S=19*	10	51000.120.380
M12X400/S=19*	10	51000.120.400
M12X420/S=19*	10	51000.120.420
M12X440/S=19*	10	51000.120.440
M12X460/S=19*	10	51000.120.460
M12X480/S=19*	10	51000.120.480
M12X500/S=19*	10	51000.120.500
M14X50/S=22	50	51000.140.050
M14X55/S=22	50	51000.140.055
M14X60/S=22	50	51000.140.060
M14X65/S=22*	50	51000.140.065
M14X70/S=22	50	51000.140.070
M14X75/S=22*	25	51000.140.075
M14X80/S=22	10	51000.140.080
M14X85/S=22*	25	51000.140.085
M14X90/S=22	10	51000.140.090
M14X95/S=22*	25	51000.140.095
M14X100/S=22	10	51000.140.100
M14X110/S=22*	25	51000.140.110
M14X120/S=22	10	51000.140.120
M14X130/S=22	10	51000.140.130
M14X140/S=22	10	51000.140.140
M14X150/S=22	10	51000.140.150
M14X160/S=22	10	51000.140.160
M14X170/S=22*	10	51000.140.170
M14X180/S=22	10	51000.140.180
M14X190/S=22*	10	51000.140.190
M14X200/S=22	10	51000.140.200
M16X45	25	51000.160.045
M16X50	50	51000.160.050
M16X55	50	51000.160.055
M16X60	25	51000.160.060
M16X65	25	51000.160.065
M16X70	25	51000.160.070
M16X75	25	51000.160.075
M16X80	25	51000.160.080
M16X85	25	51000.160.085
M16X90	25	51000.160.090
M16X95*	25	51000.160.095
M16X100	25	51000.160.100
M16X110	25	51000.160.110
M16X120	10	51000.160.120
M16X130	10	51000.160.130
M16X140	10	51000.160.140
M16X150	10	51000.160.150
M16X160	10	51000.160.160

d x L	✉	Kód výrobku
M16X170	10	51000.160.170
M16X180	5	51000.160.180
M16X190	5	51000.160.190
M16X200	5	51000.160.200
M16X210	5	51000.160.210
M16X220	5	51000.160.220
M16X230	5	51000.160.230
M16X240	5	51000.160.240
M16X250	5	51000.160.250
M16X260	5	51000.160.260
M16X270*	10	51000.160.270
M16X280	5	51000.160.280
M16X290*	10	51000.160.290
M16X300*	10	51000.160.300
M16X320*	10	51000.160.320
M16X340*	10	51000.160.340
M16X360*	10	51000.160.360
M16X370	10	51000.160.370
M16X380*	10	51000.160.380
M16X400*	10	51000.160.400
M16X420*	10	51000.160.420
M16X440*	10	51000.160.440
M16X540*	10	51000.160.450
M16X460*	10	51000.160.460
M16X480*	10	51000.160.480
M16X500*	10	51000.160.500
M16X520*	10	51000.160.520
M16X560*	10	51000.160.560
M16X580*	10	51000.160.580
M18X60	25	51000.180.060
M18X65	25	51000.180.065
M18X70	25	51000.180.070
M18X75*	25	51000.180.075
M18X80	10	51000.180.080
M18X85*	25	51000.180.085
M18X90	10	51000.180.090
M18X95*	25	51000.180.095
M18X100	10	51000.180.100
M18X110	10	51000.180.110
M18X120	10	51000.180.120
M18X130	10	51000.180.130
M18X140	10	51000.180.140
M18X150	10	51000.180.150
M18X160*	25	51000.180.160
M18X170*	25	51000.180.170
M18X180*	25	51000.180.180
M18X190*	25	51000.180.190
M18X200	5	51000.180.200
M20X55*	25	51000.200.055
M20X60	25	51000.200.060
M20X65	25	51000.200.065
M20X70	25	51000.200.070
M20X75	10	51000.200.075
M20X80	25	51000.200.080
M20X85	25	51000.200.085
M20X90	25	51000.200.090
M20X95*	25	51000.200.095
M20X100	25	51000.200.100
M20X105*	25	51000.200.105
M20X110	25	51000.200.110
M20X120	10	51000.200.120
M20X130	10	51000.200.130
M20X140	10	51000.200.140
M20X150	10	51000.200.150
M20X160	10	51000.200.160
M20X170	10	51000.200.170
M20X180	10	51000.200.180
M20X190	10	51000.200.190
M20X200	5	51000.200.200
M20X210*	10	51000.200.210
M20X220	5	51000.200.220
M20X230	5	51000.200.230
M20X240	5	51000.200.240
M20X250*	10	51000.200.250
M20X260	5	51000.200.260
M20X270*	10	51000.200.270
M20X280*	10	51000.200.280
M20X290*	10	51000.200.290
M20X300*	5	51000.200.300
M20X320*	5	51000.200.320

d x L	✉	Kód výrobku
M20X340*	5	51000.200.340
M20X360*	5	51000.200.360
M20X380*	5	51000.200.380
M20X400*	5	51000.200.400
M20X420*	5	51000.200.420
M20X440*	5	51000.200.440
M20X460*	5	51000.200.460
M20X480*	5	51000.200.480
M20X500*	5	51000.200.500
M20X520*	5	51000.200.520
M20X540*	5	51000.200.540
M20X560*	5	51000.200.560
M20X580*	5	51000.200.580
M20X600*	5	51000.200.600
M22X70/S=32	10	51000.220.070
M22X75/S=32*	25	51000.220.075
M22X80/S=32	10	51000.220.080
M22X85/S=32*	25	51000.220.085
M22X90/S=32	10	51000.220.090
M22X95/S=32*	25	51000.220.095
M22X100/S=32	10	51000.220.100
M22X110/S=32	5	51000.220.110
M22X120/S=32	5	51000.220.120
M22X130/S=32*	20	51000.220.130
M22X140/S=32	5	51000.220.140
M22X150/S=32	5	51000.220.150
M22X160/S=32*	10	51000.220.160
M22X170/S=32*	10	51000.220.170
M22X180/S=32	5	51000.220.180
M22X190/S=32*	10	51000.220.190
M22X200/S=32*	10	51000.220.200
M24X65*	10	51000.240.065
M24X70	10	51000.240.070
M24X75	10	51000.240.075
M24X80	5	51000.240.080
M24X85*	10	51000.240.085
M24X90	5	51000.240.090
M24X95*	10	51000.240.095
M24X100	5	51000.240.100
M24X110	5	51000.240.110
M24X120	5	51000.240.120
M24X130	5	51000.240.130
M24X140	5	51000.240.140
M24X150	5	51000.240.150
M24X160	5	51000.240.160
M24X170*	10	51000.240.170
M24X180	5	51000.240.180
M24X190*	10	51000.240.190
M24X200	5	51000.240.200
M24X210*	5	51000.240.210
M24X220	5	51000.240.220
M24X230*	5	51000.240.230
M24X240	5	51000.240.240
M24X250*	5	51000.240.250
M24X260	5	51000.240.260
M24X270*	5	51000.240.270
M24X280*	5	51000.240.280
M24X290*	5	51000.240.290
M24X300*	5	51000.240.300
M24X320*	5	51000.240.320
M24X340*	5	51000.240.340
M24X360*	5	51000.240.360
M24X380*	5	51000.240.380
M24X400*	5	51000.240.400
M24X420*	5	51000.240.420
M24X440*	5	51000.240.440
M24X460*	5	51000.240.460
M24X480*	5	51000.240.480
M24X500*	5	51000.240.500
M24X520*	5	51000.240.520
M24X540*	5	51000.240.540
M24X560*	5	51000.240.560
M27X70*	10	51000.270.070
M27X75*	10	51000.270.075
M27X80*	10	51000.270.080
M27X85*	10	51000.270.085
M27X90	3	51000.270.090
M27X95*	10	51000.270.096
M27X100	3	51000.270.100

51000 Šroub se šestihrannou hlavou

d x L	✉	Kód výrobku	d x L	✉	Kód výrobku	d x L	✉	Kód výrobku
M27X110	3	51000.270.110	M30X250*	5	51000.300.250	M36X240	1	51000.360.240
M27X120	3	51000.270.120	M30X260	1	51000.300.260	M36X250*	5	51000.360.250
M27X130	3	51000.270.130	M30X270*	5	51000.300.270	M36X260	1	51000.360.260
M27X140	3	51000.270.140	M30X280*	5	51000.300.280	M36X270*	5	51000.360.270
M27X150	3	51000.270.150	M30X290*	5	51000.300.290	M36X280*	5	51000.360.280
M27X160	3	51000.270.160	M30X300*	5	51000.300.300	M36X300*	5	51000.360.300
M27X170*	5	51000.270.170						
M27X180	3	51000.270.180	M33X90	1	51000.330.090	M39X120*	10	51000.390.120
M27X190*	5	51000.270.190	M33X100	1	51000.330.100	M39X130*	10	51000.390.130
M27X200	3	51000.270.200	M33X110	1	51000.330.110	M39X140*	10	51000.390.140
M27X210*	5	51000.270.210	M33X120	1	51000.330.120	M39X150*	5	51000.390.150
M27X220	3	51000.270.220	M33X130	1	51000.330.130	M39X160*	5	51000.390.160
M27X230*	5	51000.270.230	M33X140	1	51000.330.140	M39X170*	5	51000.390.170
M27X240	3	51000.270.240	M33X150	1	51000.330.150	M39X180*	5	51000.390.180
M27X250	3	51000.270.250	M33X160	1	51000.330.160	M39X190*	5	51000.390.190
M27X260*	5	51000.270.260	M33X170	1	51000.330.170	M39X200*	5	51000.390.200
M27X270*	5	51000.270.270	M33X180	1	51000.330.180			
M27X280*	5	51000.270.280	M33X190	1	51000.330.190	M42X120*	5	51000.420.120
M27X290*	5	51000.270.290	M33X200	1	51000.330.200	M42X130*	5	51000.420.130
M27X300*	5	51000.270.300	M33X210*	5	51000.330.210	M42X140*	5	51000.420.140
			M33X220	1	51000.330.220	M42X150*	5	51000.420.150
M30X80	1	51000.300.080	M33X230*	5	51000.330.230	M42X160*	5	51000.420.160
M30X85*	10	51000.300.085	M33X240	1	51000.330.240	M42X170*	5	51000.420.170
M30X90	1	51000.300.090	M33X260*	5	51000.330.260	M42X180*	5	51000.420.180
M30X95*	10	51000.300.095	M33X300*	5	51000.330.300	M42X200*	5	51000.420.200
M30X100	1	51000.300.100						
M30X110	1	51000.300.110	M36X100	1	51000.360.100	M45X140*	5	51000.450.140
M30X120	1	51000.300.120	M36X110	1	51000.360.110	M45X150*	5	51000.450.150
M30X130	1	51000.300.130	M36X120	1	51000.360.120	M45X160*	5	51000.450.160
M30X140	1	51000.300.140	M36X130	1	51000.360.130	M45X170*	5	51000.450.170
M30X150	1	51000.300.150	M36X140	1	51000.360.140	M45X180*	5	51000.450.180
M30X160	1	51000.300.160	M36X150	1	51000.360.150			
M30X170	1	51000.300.170	M36X160	1	51000.360.160	M48X150*	5	51000.480.150
M30X180	1	51000.300.180	M36X170	1	51000.360.170	M48X200*	5	51000.480.200
M30X190	1	51000.300.190	M36X180	1	51000.360.180			
M30X200	1	51000.300.200	M36X190	1	51000.360.190	M52X160*	5	51000.520.160
M30X210*	5	51000.300.210	M36X200	1	51000.360.200	M52X180*	5	51000.520.180
M30X220	1	51000.300.220	M36X210*	5	51000.360.210	M52X200*	5	51000.520.200
M30X230*	5	51000.300.230	M36X220	1	51000.360.220			
M30X240	1	51000.300.240	M36X230*	5	51000.360.230			

- Rozměry průměru > M24 a rozměry s délkou > 8xd jsou minimální třídy vlastností 50.

55000 Šroub se šestihrannou hlavou

Q41A

Závit	Metrický závit
Materiál	Nerezocel A4
Třída	70

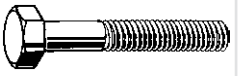

d x L	✉	Kód výrobku	d x L	✉	Kód výrobku	d x L	✉	Kód výrobku
M5X25*	200	55000.050.025	M6X90	100	55000.060.090	M8X110	50	55000.080.110
M5X30	100	55000.050.030	M6X95*	100	55000.060.095	M8X120	50	55000.080.120
M5X35	100	55000.050.035	M6X100	100	55000.060.100	M8X130	50	55000.080.130
M5X40	100	55000.050.040	M6X110	50	55000.060.110	M8X140	50	55000.080.140
M5X45	100	55000.050.045	M6X120	50	55000.060.120	M8X150	50	55000.080.150
M5X50	100	55000.050.050	M6X130	50	55000.060.130	M8X160	25	55000.080.160
M5X55	100	55000.050.055	M6X140	50	55000.060.140	M8X170	25	55000.080.170
M5X60*	200	55000.050.060	M6X150	50	55000.060.150	M8X180	25	55000.080.180
M5X65*	200	55000.050.065	M6X160	50	55000.060.160	M8X190	25	55000.080.190
M5X70*	100	55000.050.070	M6X170	50	55000.060.170	M8X200	10	55000.080.200
M5X75*	100	55000.050.075	M6X180	50	55000.060.180	M8X210*	25	55000.080.210
M5X80*	100	55000.050.080	M6X200*	100	55000.060.200	M8X220	10	55000.080.220
M5X90*	100	55000.050.090				M8X230*	25	55000.080.230
M5X100*	100	55000.050.100	M8X30	100	55000.080.030	M8X240*	25	55000.080.240
			M8X35	100	55000.080.035	M8X260*	25	55000.080.260
M6X25*	200	55000.060.025	M8X40	100	55000.080.040	M8X270*	25	55000.080.270
M6X30	200	55000.060.030	M8X45	100	55000.080.045	M8X300*	25	55000.080.300
M6X35	100	55000.060.035	M8X50	100	55000.080.050			
M6X40	100	55000.060.040	M8X55	100	55000.080.055	M10X35/S=17	100	55000.100.035
M6X45	100	55000.060.045	M8X60	100	55000.080.060	M10X40/S=17	100	55000.100.040
M6X50	100	55000.060.050	M8X65	100	55000.080.065	M10X45/S=17	100	55000.100.045
M6X55	100	55000.060.055	M8X70	100	55000.080.070	M10X50/S=17	100	55000.100.050
M6X60	100	55000.060.060	M8X75	100	55000.080.075	M10X55/S=17	100	55000.100.055
M6X65	100	55000.060.065	M8X80	100	55000.080.080	M10X60/S=17	100	55000.100.060
M6X70	100	55000.060.070	M8X85	50	55000.080.085	M10X65/S=17	50	55000.100.065
M6X75	100	55000.060.075	M8X90	100	55000.080.090	M10X70/S=17	50	55000.100.070
M6X80	100	55000.060.080	M8X95*	50	55000.080.095	M10X75/S=17	50	55000.100.075
M6X85*	100	55000.060.085	M8X100	100	55000.080.100	M10X80/S=17	50	55000.100.080

55000 Šroub se šestihrannou hlavou

d x L	✉	Kód výrobku
M10X85/S=17	50	55000.100.085
M10X90/S=17	50	55000.100.090
M10X95/S=17	50	55000.100.095
M10X100/S=17	50	55000.100.100
M10X110/S=17	50	55000.100.110
M10X120/S=17	25	55000.100.120
M10X130/S=17	25	55000.100.130
M10X140/S=17	25	55000.100.140
M10X150/S=17	25	55000.100.150
M10X160/S=17	25	55000.100.160
M10X170/S=17	25	55000.100.170
M10X180/S=17	25	55000.100.180
M10X190/S=17	25	55000.100.190
M10X200/S=17	10	55000.100.200
M10X210/S=17*	10	55000.100.210
M10X220/S=17	10	55000.100.220
M10X230/S=17*	10	55000.100.230
M10X240/S=17*	10	55000.100.240
M10X250/S=17*	10	55000.100.250
M10X260/S=17*	10	55000.100.260
M10X270/S=17*	10	55000.100.270
M10X280/S=17*	10	55000.100.280
M10X290/S=17*	10	55000.100.290
M10X300/S=17*	10	55000.100.300
M10X360/S=17*	10	55000.100.360
M10X400/S=17*	10	55000.100.400
M12X40/S=19	50	55000.120.040
M12X45/S=19	50	55000.120.045
M12X50/S=19	50	55000.120.050
M12X55/S=19	50	55000.120.055
M12X60/S=19	50	55000.120.060
M12X65/S=19	50	55000.120.065
M12X70/S=19	50	55000.120.070
M12X75/S=19	50	55000.120.075
M12X80/S=19	50	55000.120.080
M12X85/S=19	25	55000.120.085
M12X90/S=19	50	55000.120.090
M12X95/S=19	25	55000.120.095
M12X100/S=19	50	55000.120.100
M12X110/S=19	25	55000.120.110
M12X120/S=19	25	55000.120.120
M12X130/S=19	25	55000.120.130
M12X140/S=19	25	55000.120.140
M12X150/S=19	25	55000.120.150
M12X160/S=19	25	55000.120.160
M12X170/S=19	25	55000.120.170
M12X180/S=19	25	55000.120.180
M12X190/S=19	25	55000.120.190
M12X200/S=19	10	55000.120.200
M12X210/S=19	10	55000.120.210
M12X220/S=19	10	55000.120.220
M12X230/S=19*	10	55000.120.230
M12X240/S=19	10	55000.120.240
M12X250/S=19*	10	55000.120.250
M12X260/S=19*	10	55000.120.260
M12X270/S=19*	10	55000.120.270
M12X280/S=19*	10	55000.120.280
M12X290/S=19*	10	55000.120.290
M12X300/S=19*	10	55000.120.300
M12X320/S=19*	10	55000.120.320
M12X340/S=19*	10	55000.120.340
M12X360/S=19*	10	55000.120.360
M12X380/S=19*	10	55000.120.380
M12X400/S=19*	10	55000.120.400
M14X45/S=22*	50	55000.140.045
M14X50/S=22*	50	55000.140.050
M14X55/S=22*	50	55000.140.055
M14X60/S=22	50	55000.140.060
M14X65/S=22*	50	55000.140.065
M14X70/S=22	50	55000.140.070
M14X75/S=22*	25	55000.140.075
M14X80/S=22	10	55000.140.080
M14X85/S=22*	25	55000.140.085
M14X90/S=22	10	55000.140.090
M14X95/S=22*	25	55000.140.095
M14X100/S=22	10	55000.140.100
M14X110/S=22	10	55000.140.110
M14X120/S=22	10	55000.140.120
M14X130/S=22*	25	55000.140.130
M14X140/S=22	10	55000.140.140

d x L	✉	Kód výrobku
M14X150/S=22	10	55000.140.150
M14X160/S=22	10	55000.140.160
M14X170/S=22*	10	55000.140.170
M14X180/S=22	10	55000.140.180
M14X190/S=22*	10	55000.140.190
M14X200/S=22	10	55000.140.200
M16X45*	25	55000.160.045
M16X50*	25	55000.160.050
M16X55	50	55000.160.055
M16X60	25	55000.160.060
M16X65	25	55000.160.065
M16X70	25	55000.160.070
M16X75	25	55000.160.075
M16X80	25	55000.160.080
M16X85	25	55000.160.085
M16X90	25	55000.160.090
M16X95*	25	55000.160.095
M16X100	25	55000.160.100
M16X110	25	55000.160.110
M16X120	10	55000.160.120
M16X130	10	55000.160.130
M16X140	10	55000.160.140
M16X150	10	55000.160.150
M16X160	10	55000.160.160
M16X170	10	55000.160.170
M16X180	5	55000.160.180
M16X190	10	55000.160.190
M16X200	5	55000.160.200
M16X210*	10	55000.160.210
M16X220	5	55000.160.220
M16X230*	10	55000.160.230
M16X240	5	55000.160.240
M16X250*	10	55000.160.250
M16X260	5	55000.160.260
M16X270*	10	55000.160.270
M16X280	5	55000.160.280
M16X290*	10	55000.160.290
M16X300	5	55000.160.300
M16X320*	10	55000.160.320
M16X340*	10	55000.160.340
M16X360*	10	55000.160.360
M16X380*	10	55000.160.380
M16X400*	10	55000.160.400
M16X420*	10	55000.160.420
M16X440*	10	55000.160.440
M16X460*	10	55000.160.460
M16X480*	10	55000.160.480
M16X500*	10	55000.160.500
M18X60*	25	55000.180.060
M18X65	25	55000.180.065
M18X70	25	55000.180.070
M18X75*	25	55000.180.075
M18X80	10	55000.180.080
M18X85*	25	55000.180.085
M18X90	10	55000.180.090
M18X95*	25	55000.180.095
M18X100	10	55000.180.100
M18X110	10	55000.180.110
M18X120	10	55000.180.120
M18X130*	25	55000.180.130
M18X140*	25	55000.180.140
M18X150	10	55000.180.150
M18X160*	25	55000.180.160
M18X170*	25	55000.180.170
M18X180*	25	55000.180.180
M18X190*	25	55000.180.190
M18X200*	25	55000.180.200
M20X55*	25	55000.200.055
M20X60	25	55000.200.060
M20X65	25	55000.200.065
M20X70	25	55000.200.070
M20X75	25	55000.200.075
M20X80	25	55000.200.080
M20X85	25	55000.200.085
M20X90	25	55000.200.090
M20X95*	25	55000.200.095
M20X100	25	55000.200.100
M20X110	25	55000.200.110
M20X120	10	55000.200.120

d x L	✉	Kód výrobku
M20X130	10	55000.200.130
M20X140	10	55000.200.140
M20X150	10	55000.200.150
M20X160	10	55000.200.160
M20X170*	10	55000.200.170
M20X180	10	55000.200.180
M20X190*	10	55000.200.190
M20X200	5	55000.200.200
M20X210*	10	55000.200.210
M20X220	5	55000.200.220
M20X230*	10	55000.200.230
M20X240	5	55000.200.240
M20X250*	10	55000.200.250
M20X260	5	55000.200.260
M20X270*	10	55000.200.270
M20X280	5	55000.200.280
M20X290*	10	55000.200.290
M20X300	5	55000.200.300
M20X320*	5	55000.200.320
M20X340*	5	55000.200.340
M20X360*	5	55000.200.360
M20X380*	5	55000.200.380
M20X400*	5	55000.200.400
M20X420*	5	55000.200.420
M20X440*	5	55000.200.440
M20X460*	5	55000.200.460
M20X500*	5	55000.200.500
M22X70/S=32*	25	55000.220.070
M22X75/S=32*	25	55000.220.075
M22X80/S=32	10	55000.220.080
M22X85/S=32*	25	55000.220.085
M22X90/S=32	10	55000.220.090
M22X95/S=32*	25	55000.220.095
M22X100/S=32	10	55000.220.100
M22X110/S=32*	20	55000.220.110
M22X120/S=32	5	55000.220.120
M22X130/S=32	5	55000.220.130
M22X140/S=32	5	55000.220.140
M22X150/S=32	5	55000.220.150
M22X160/S=32*	10	55000.220.160
M22X170/S=32*	10	55000.220.170
M22X180/S=32*	10	55000.220.180
M22X200/S=32*	10	55000.220.200
M24X65*	10	55000.240.065
M24X70	10	55000.240.070
M24X75*	10	55000.240.075
M24X80	5	55000.240.080
M24X85*	10	55000.240.085
M24X90	5	55000.240.090
M24X95*	10	55000.240.095
M24X100	5	55000.240.100
M24X110	5	55000.240.110
M24X120	5	55000.240.120
M24X130	5	55000.240.130
M24X140	5	55000.240.140
M24X150	5	55000.240.150
M24X160	5	55000.240.160
M24X170*	10	55000.240.170
M24X180	5	55000.240.180
M24X190*	10	55000.240.190
M24X200	5	55000.240.200
M24X210*	5	55000.240.210
M24X220	5	55000.240.220
M24X230	5	55000.240.230
M24X240	5	55000.240.240
M24X250*	5	55000.240.250
M24X260	5	55000.240.260
M24X270	5	55000.240.270
M24X280*	5	55000.240.280
M24X290*	5	55000.240.290
M24X300*	5	55000.240.300
M24X320*	5	55000.240.320
M24X340*	5	55000.240.340
M24X360*	5	55000.240.360
M24X380*	5	55000.240.380
M24X400*	5	55000.240.400
M24X440*	5	55000.240.440
M24X480*	5	55000.240.480
M24X500*	5	55000.240.500

55000 Šroub se šestihrannou hlavou

d x L	✉	Kód výrobku	d x L	✉	Kód výrobku	d x L	✉	Kód výrobku
M27X70*	10	55000.270.070	M30X170*	5	55000.300.170	M36X130	1	55000.360.130
M27X75*	10	55000.270.075	M30X180	1	55000.300.180	M36X140	1	55000.360.140
M27X80	3	55000.270.080	M30X190*	5	55000.300.190	M36X150	1	55000.360.150
M27X85*	10	55000.270.085	M30X200	1	55000.300.200	M36X160	1	55000.360.160
M27X90	3	55000.270.090	M30X210	1	55000.300.210	M36X170	1	55000.360.170
M27X95*	10	55000.270.095	M30X220	1	55000.300.220	M36X180	1	55000.360.180
M27X100	3	55000.270.100	M30X230*	5	55000.300.230	M36X190	1	55000.360.190
M27X110	3	55000.270.110	M30X240	1	55000.300.240	M36X200	1	55000.360.200
M27X120	3	55000.270.120	M30X250	1	55000.300.250	M36X210*	5	55000.360.210
M27X130	3	55000.270.130	M30X260*	5	55000.300.260	M36X220	1	55000.360.220
M27X140	3	55000.270.140	M30X270*	5	55000.300.270	M36X230*	5	55000.360.230
M27X150	3	55000.270.150	M30X280*	5	55000.300.280	M36X240	1	55000.360.240
M27X160	3	55000.270.160	M30X290*	5	55000.300.290	M36X250*	5	55000.360.250
M27X170*	5	55000.270.170	M30X300*	5	55000.300.300	M36X260*	5	55000.360.260
M27X180	3	55000.270.180				M36X300*	5	55000.360.300
M27X190*	5	55000.270.190	M33X90	1	55000.330.090			
M27X200	3	55000.270.200	M33X100	1	55000.330.100	M39X120*	10	55000.390.120
M27X210*	5	55000.270.210	M33X110	1	55000.330.110	M39X130*	10	55000.390.130
M27X220	3	55000.270.220	M33X120	1	55000.330.120	M39X140*	10	55000.390.140
M27X230*	5	55000.270.230	M33X130	1	55000.330.130	M39X150*	5	55000.390.150
M27X240	3	55000.270.240	M33X140	1	55000.330.140	M39X160*	5	55000.390.160
M27X250*	5	55000.270.250	M33X150	1	55000.330.150	M39X170*	5	55000.390.170
M27X260*	5	55000.270.260	M33X160	1	55000.330.160	M39X180*	5	55000.390.180
M27X270*	5	55000.270.270	M33X170	1	55000.330.170	M39X200*	5	55000.390.200
M27X280*	5	55000.270.280	M33X180	1	55000.330.180			
M27X290*	5	55000.270.290	M33X190	1	55000.330.190	M42X120*	5	55000.420.120
M27X300*	5	55000.270.300	M33X200	1	55000.330.200	M42X130*	5	55000.420.130
			M33X210*	5	55000.330.210	M42X140*	5	55000.420.140
M30X80*	10	55000.300.080	M33X220	1	55000.330.220	M42X150*	5	55000.420.150
M30X85*	10	55000.300.085	M33X230*	5	55000.330.230	M42X160*	5	55000.420.160
M30X90	1	55000.300.090	M33X240	1	55000.330.240	M42X190*	5	55000.420.190
M30X95*	10	55000.300.095	M33X250*	5	55000.330.250	M42X200*	5	55000.420.200
M30X100	1	55000.300.100	M33X260	1	55000.330.260			
M30X110	1	55000.300.110	M33X290*	5	55000.330.290	M45X140*	5	55000.450.140
M30X120	1	55000.300.120	M33X300*	5	55000.330.300	M45X180*	5	55000.450.180
M30X130	1	55000.300.130						
M30X140	1	55000.300.140	M36X100	1	55000.360.100	M48X150*	5	55000.480.150
M30X150	1	55000.300.150	M36X110	1	55000.360.110	M48X180*	5	55000.480.180
M30X160	1	55000.300.160	M36X120	1	55000.360.120	M48X200*	5	55000.480.200

- Rozměry průměru > M24 a rozměry s délkou > 8xd jsou minimální třídy vlastností 50.

53510 Šroub se šestihrannou hlavou R11A

Závit Metrický závit
Materiál Nerezocel A4
Třída 80

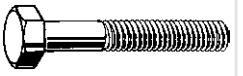

d x L	✉	Kód výrobku	d x L	✉	Kód výrobku	d x L	✉	Kód výrobku
M5X25	200	53510.050.025	M6X95*	100	53510.060.095	M8X120*	50	53510.080.120
M5X30*	200	53510.050.030	M6X100	100	53510.060.100	M8X130*	50	53510.080.130
M5X35*	200	53510.050.035	M6X110*	100	53510.060.110	M8X140*	50	53510.080.140
M5X40*	200	53510.050.040	M6X120*	100	53510.060.120	M8X150*	50	53510.080.150
M5X45*	200	53510.050.045	M6X130*	100	53510.060.130	M8X160*	25	53510.080.160
M5X50*	200	53510.050.050	M6X140*	100	53510.060.140	M8X170*	25	53510.080.170
M5X55*	200	53510.050.055	M6X150*	100	53510.060.150	M8X180*	25	53510.080.180
M5X60*	200	53510.050.060	M6X160*	100	53510.060.160	M8X190*	25	53510.080.190
M5X65*	200	53510.050.065	M6X170*	100	53510.060.170	M8X200*	25	53510.080.200
M5X70*	100	53510.050.070	M6X180*	100	53510.060.180	M8X220*	25	53510.080.220
M5X75*	100	53510.050.075	M6X190*	100	53510.060.190			
M5X80*	100	53510.050.080	M6X200*	100	53510.060.200	M10X35/S=17*	100	53510.100.035
M5X90*	100	53510.050.090				M10X40/S=17	50	53510.100.040
M5X100*	100	53510.050.100	M8X30*	100	53510.080.030	M10X45/S=17	50	53510.100.045
			M8X35*	100	53510.080.035	M10X50/S=17	50	53510.100.050
M6X25*	200	53510.060.025	M8X40	50	53510.080.040	M10X55/S=17*	50	53510.100.055
M6X30	100	53510.060.030	M8X45	50	53510.080.045	M10X60/S=17	50	53510.100.060
M6X35	100	53510.060.035	M8X50	50	53510.080.050	M10X65/S=17*	50	53510.100.065
M6X40	100	53510.060.040	M8X55*	100	53510.080.055	M10X70/S=17	50	53510.100.070
M6X45*	100	53510.060.045	M8X60	50	53510.080.060	M10X75/S=17*	50	53510.100.075
M6X50	100	53510.060.050	M8X65*	100	53510.080.065	M10X80/S=17	50	53510.100.080
M6X55*	100	53510.060.055	M8X70	50	53510.080.070	M10X85/S=17*	50	53510.100.085
M6X60	100	53510.060.060	M8X75*	50	53510.080.075	M10X90/S=17	50	53510.100.090
M6X65	100	53510.060.065	M8X80	50	53510.080.080	M10X95/S=17*	50	53510.100.095
M6X70	100	53510.060.070	M8X85*	50	53510.080.085	M10X100/S=17	50	53510.100.100
M6X75*	100	53510.060.075	M8X90*	50	53510.080.090	M10X110/S=17*	50	53510.100.110
M6X80	100	53510.060.080	M8X95*	50	53510.080.095	M10X120/S=17*	50	53510.100.120
M6X85*	100	53510.060.085	M8X100	50	53510.080.100	M10X130/S=17*	50	53510.100.130
M6X90*	100	53510.060.090	M8X110*	50	53510.080.110	M10X140/S=17*	50	53510.100.140

53510 Šroub se šestihrannou hlavou

d x L	✉	Kód výrobku	d x L	✉	Kód výrobku	d x L	✉	Kód výrobku
M10X150/S=17*	50	53510.100.150	M14X80/S=22*	25	53510.140.080	M20X95*	25	53510.200.095
M10X160/S=17*	25	53510.100.160	M14X90/S=22*	25	53510.140.090	M20X100	10	53510.200.100
M10X170/S=17*	25	53510.100.170	M14X95/S=22*	25	53510.140.095	M20X110*	25	53510.200.110
M10X180/S=17*	25	53510.100.180	M14X100/S=22*	25	53510.140.100	M20X120	10	53510.200.120
M10X190/S=17*	25	53510.100.190	M14X110/S=22*	25	53510.140.110	M20X130*	25	53510.200.130
M10X200/S=17*	25	53510.100.200	M14X120/S=22*	25	53510.140.120	M20X140*	25	53510.200.140
M10X210/S=17*	10	53510.100.210	M14X130/S=22*	25	53510.140.130	M20X150	10	53510.200.150
M10X220/S=17*	10	53510.100.220	M14X140/S=22*	25	53510.140.140	M20X160*	10	53510.200.160
M10X230/S=17*	10	53510.100.230	M14X160/S=22*	10	53510.140.160	M20X170*	10	53510.200.170
M10X240/S=17*	10	53510.100.240	M14X180/S=22*	10	53510.140.180	M20X180*	10	53510.200.180
M10X250/S=17*	10	53510.100.250				M20X190*	10	53510.200.190
			M16X50	25	53510.160.050	M20X200*	10	53510.200.200
M12X40/S=19	50	53510.120.040	M16X55	25	53510.160.055	M20X210*	10	53510.200.210
M12X45/S=19	25	53510.120.045	M16X60	25	53510.160.060	M20X220*	10	53510.200.220
M12X50/S=19	25	53510.120.050	M16X65	25	53510.160.065	M20X230*	10	53510.200.230
M12X55/S=19	25	53510.120.055	M16X70	25	53510.160.070	M20X240*	10	53510.200.240
M12X60/S=19	25	53510.120.060	M16X75	25	53510.160.075	M20X250*	10	53510.200.250
M12X65/S=19	25	53510.120.065	M16X80	25	53510.160.080			
M12X70/S=19	25	53510.120.070	M16X85*	25	53510.160.085	M24X70*	10	53510.240.070
M12X75/S=19	25	53510.120.075	M16X90	25	53510.160.090	M24X75*	10	53510.240.075
M12X80/S=19	25	53510.120.080	M16X95*	25	53510.160.095	M24X80	10	53510.240.080
M12X85/S=19*	25	53510.120.085	M16X100	25	53510.160.100	M24X85*	10	53510.240.085
M12X90/S=19	25	53510.120.090	M16X110	25	53510.160.110	M24X90	10	53510.240.090
M12X95/S=19*	25	53510.120.095	M16X120	25	53510.160.120	M24X95*	10	53510.240.095
M12X100/S=19	25	53510.120.100	M16X130*	25	53510.160.130	M24X100	10	53510.240.100
M12X110/S=19*	25	53510.120.110	M16X140	25	53510.160.140	M24X110*	10	53510.240.110
M12X120/S=19	25	53510.120.120	M16X150	25	53510.160.150	M24X120	10	53510.240.120
M12X130/S=19*	25	53510.120.130	M16X160*	10	53510.160.160	M24X130*	10	53510.240.130
M12X140/S=19*	25	53510.120.140	M16X170*	10	53510.160.170	M24X140*	10	53510.240.140
M12X150/S=19*	25	53510.120.150	M16X180*	10	53510.160.180	M24X150	10	53510.240.150
M12X160/S=19*	10	53510.120.160	M16X190*	10	53510.160.190	M24X160*	10	53510.240.160
M12X170/S=19*	10	53510.120.170	M16X200*	10	53510.160.200	M24X170*	10	53510.240.170
M12X180/S=19*	10	53510.120.180	M16X210*	10	53510.160.210	M24X180*	10	53510.240.180
M12X190/S=19*	10	53510.120.190	M16X220*	10	53510.160.220	M24X190*	10	53510.240.190
M12X200/S=19*	10	53510.120.200	M16X230*	10	53510.160.230	M24X200*	10	53510.240.200
M12X210/S=19*	10	53510.120.210	M16X240*	10	53510.160.240	M24X220*	5	53510.240.220
M12X220/S=19*	10	53510.120.220	M16X250*	10	53510.160.250	M24X230*	5	53510.240.230
M12X230/S=19*	10	53510.120.230	M16X260*	10	53510.160.260	M24X240*	5	53510.240.240
M12X240/S=19*	10	53510.120.240				M24X250*	5	53510.240.250
M12X250/S=19*	10	53510.120.250	M20X55*	25	53510.200.055	M24X260*	5	53510.240.260
			M20X60*	25	53510.200.060	M24X280*	5	53510.240.280
M14X50/S=22*	50	53510.140.050	M20X65*	25	53510.200.065	M24X300*	5	53510.240.300
M14X55/S=22*	50	53510.140.055	M20X70	10	53510.200.070			
M14X60/S=22*	50	53510.140.060	M20X75*	25	53510.200.075	M27X130*	10	53510.270.130
M14X65/S=22*	50	53510.140.065	M20X80	10	53510.200.080			
M14X70/S=22*	50	53510.140.070	M20X85*	25	53510.200.085	M30X90*	10	53510.300.090
M14X75/S=22*	25	53510.140.075	M20X90	10	53510.200.090			

23010 Šroub se šestihrannou hlavou — G90A

Závit	Metrický závit
Materiál	Ocel 25CrMo4+QT
Třída	KG

d x L	✉	Kód výrobku	d x L	✉	Kód výrobku	d x L	✉	Kód výrobku
M20X100	10	23010.200.100	M24X120	10	23010.240.120	M30X150	5	23010.300.150
M20X120	10	23010.200.120	M24X140	10	23010.240.140			

Speciální vlastnosti šroubů se šestihrannou hlavou:
- Vyrobeny z oceli 25CrMo4+QT, číslo 1.7218.
- Určeny k použití za vysokých teplot do 400 °C.
- Délky závitů neodpovídají ISO 4014.
- Mechanické vlastnosti dle EN 10269.
- Hlava šroubu je označena značkou KG dle DIN 267-13.

56090 Šroub se šestihrannou hlavou plast — W02A

Závit	Metrický závit	**DIN**	**≈931**
Materiál	Plast Polyamid (nylon)	ISO	≈4014
Třída	PA 6.6	NEN	≈1555
Barva	Bílá	ASME	≈B18.2.3.1M
		NF	≈E25-112

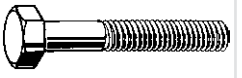

d x L/b	✉	Kód výrobku	d x L/b	✉	Kód výrobku	d x L/b	✉	Kód výrobku
M8X70	50	56090.080.070	M12X40/30	25	56090.120.040	M12X60/50	25	56090.120.060
M10X60/50	25	56090.100.060	M12X50/50	25	56090.120.050	M12X80/30	25	56090.120.080

1

Šroub se šestihrannou hlavou a šestihrannou maticí

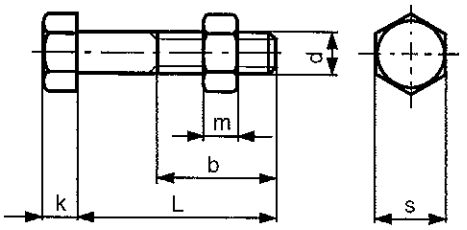

DIN	**601/555 (1987)**
ISO	4016/-
NEN	102/697
NF	E25-115-1/E25-402

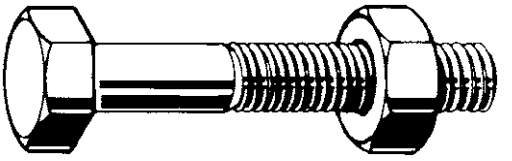

Technické údaje

d	b (min.): L≤125mm	b (min.): 125mm<L≤200mm	b (min.): L>200mm	k	m	P	s
M6	18	24	37	4	5	1	10
M8	22	28	41	5.3	6.5	1.25	13
M10	26	32	45	6.4	8	1.5	17
M12	30	36	49	7.5	10	1.75	19
M14	34	40	53	8.8	11	2	22
M16	38	44	57	10	13	2	24
M20	46	52	65	12.5	16	2.5	30
M24	54	60	73	15	19	3	36

- Odpovídající šestihranné matice jsou třídy vlastností ≥ I4I.

08200 **Šroub se šestihrannou hlavou a šestihrannou maticí** **E03A**

Závit	Metrický závit
Materiál	Ocel
Třída	≥4.6
Povrchová úprava	Pozinkované

RoHS

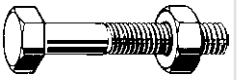

d x L	✉	Kód výrobku	d x L	✉	Kód výrobku	d x L	✉	Kód výrobku
M6X16	500	08200.060.016	M10X100	100	08200.100.100	M16X110	25	08200.160.110
M6X20	500	08200.060.020	M10X110	50	08200.100.110	M16X120	25	08200.160.120
M6X25	500	08200.060.025	M10X120	50	08200.100.120	M16X130	25	08200.160.130
M6X30	500	08200.060.030	M10X140	50	08200.100.140	M16X140	25	08200.160.140
M6X40	200	08200.060.040				M16X160	25	08200.160.160
M6X50	200	08200.060.050	M12X25	100	08200.120.025	M16X180	25	08200.160.180
M6X60	200	08200.060.060	M12X30	100	08200.120.030	M16X200	25	08200.160.200
M6X70	200	08200.060.070	M12X35	100	08200.120.035			
M6X80	200	08200.060.080	M12X40	100	08200.120.040	M20X40	25	08200.200.040
M6X100	100	08200.060.100	M12X45	100	08200.120.045	M20X50	25	08200.200.050
			M12X50	100	08200.120.050	M20X60	25	08200.200.060
M8X16	200	08200.080.016	M12X55	100	08200.120.055	M20X65	25	08200.200.065
M8X20	200	08200.080.020	M12X60	100	08200.120.060	M20X70	25	08200.200.070
M8X25	200	08200.080.025	M12X70	50	08200.120.070	M20X75	25	08200.200.075
M8X30	200	08200.080.030	M12X80	50	08200.120.080	M20X80	25	08200.200.080
M8X40	200	08200.080.040	M12X100	50	08200.120.100	M20X90	25	08200.200.090
M8X45	200	08200.080.045	M12X110	50	08200.120.110	M20X100	25	08200.200.100
M8X50	200	08200.080.050	M12X130	50	08200.120.130	M20X110	25	08200.200.110
M8X55	200	08200.080.055	M12X150	50	08200.120.150	M20X120	25	08200.200.120
M8X60	200	08200.080.060	M12X180	25	08200.120.180	M20X130	25	08200.200.130
M8X70	200	08200.080.070	M12X260	25	08200.120.260	M20X140	25	08200.200.140
M8X80	200	08200.080.080				M20X150	10	08200.200.150
M8X90	100	08200.080.090	M16X35	50	08200.160.035	M20X160	10	08200.200.160
M8X100	100	08200.080.100	M16X40	50	08200.160.040	M20X180	10	08200.200.180
			M16X45	50	08200.160.045	M20X200	10	08200.200.200
M10X25	200	08200.100.025	M16X50	50	08200.160.050	M20X220	10	08200.200.220
M10X30	200	08200.100.030	M16X55	50	08200.160.055	M20X240	10	08200.200.240
M10X35	100	08200.100.035	M16X60	50	08200.160.060			
M10X40	100	08200.100.040	M16X65	25	08200.160.065	M24X70	25	08200.240.070
M10X45	100	08200.100.045	M16X70	25	08200.160.070	M24X80	25	08200.240.080
M10X50	100	08200.100.050	M16X80	25	08200.160.080	M24X90	10	08200.240.090
M10X70	100	08200.100.070	M16X90	25	08200.160.090	M24X100	10	08200.240.100
M10X90	100	08200.100.090	M16X100	25	08200.160.100	M24X110	10	08200.240.110

Šroub se šestihrannou hlavou

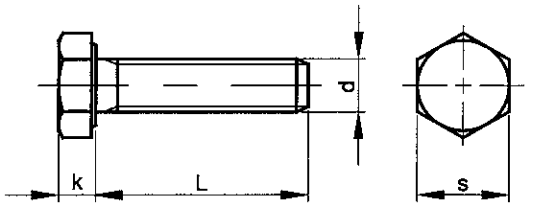

ISO	**4017**
DIN	933
NEN	1568
ASME	B18.2.3.1M
NF	E25-114



Technické údaje

d	k	P	s
M2	1.4	0.4	4
M2.5	1.7	0.45	5
M3	2	0.5	5.5
M4	2.8	0.7	7
M5	3.5	0.8	8
M6	4	1	10
M7	4.8	1	11
M8	5.3	1.25	13
M10 (DIN)	6.4	1.5	17
M10	6.4	1.5	16
M12 (DIN)	7.5	1.75	19
M12	7.5	1.75	18
M14 (DIN)	8.8	2	22
M14	8.8	2	21
M16	10	2	24
M18	11.5	2.5	27
M20	12.5	2.5	30
M22 (DIN)	14	2.5	32
M22	14	2.5	34
M24	15	3	36
M27	17	3	41
M30	18.7	3.5	46
M33	21	3.5	50
M36	22.5	4	55
M39	25	4	60
M42	26	4.5	65
M45	28	4.5	70
M48	30	5	75
M52	33	5	80
M64	40	6	95

Skupiny produktů

Závit	Typ drážky	Materiál	Třída	Povrchová úprava		Barva	Kód	Strana
M	S vnějším šestihranem	Oc	8.8				01010	1-20
M	S vnějším šestihranem	Oc	8.8	Zn			01210	1-21
M	S vnějším šestihranem	Oc	8.8	Zn žl			01230	1-22
M	S vnějším šestihranem	Oc	8.8	FLZNNC-NC6			01236	1-24
M	S vnějším šestihranem	Oc	8.8	Žzn	ISO metrický		01410	1-24
M	S vnějším šestihranem	Oc	8.8	Žzn	zvětšený		01430	1-25
M	S vnějším šestihranem	Oc	10.9				04110	1-26
M	S vnějším šestihranem	Oc	10.9	FLZNNC-NC6			04116	1-26
M	S vnějším šestihranem	Oc	12.9				04118	1-27
M	S vnějším šestihranem	Oc	5.6		pro tlakové nádoby		08760	1-27
M	S vnějším šestihranem	NO A2	70				51010	1-27
M	S vnějším šestihranem	NO A4	70				55010	1-29
M	S vnějším šestihranem	NO A4	80				53520	1-31
M	S vnějším šestihranem	NO A5	70				53521	1-32
M	S vnějším šestihranem	Al P40					45010	1-33
M	S vnějším šestihranem	Al P60					45210	1-33
M	S vnějším šestihranem	Kuprodur Cu5	60				45810	1-33
M	S vnějším šestihranem	Br Cu2/Cu3					46010	1-33
M	S vnějším šestihranem	Br Cu2/Cu3		Ni.			46060	1-34
M	S vnějším šestihranem	Ti ASTM	Gr.2				45910	1-34
M	S vnějším šestihranem	Plast PA	PA 6.6			Bílá	56100	1-34

01010 Šroub se šestihrannou hlavou A01A

Závit Metrický závit
Materiál Ocel
Třída 8.8

RoHS

d x L	✉	Kód výrobku
M4X8	500	01010.040.008
M4X10	500	01010.040.010
M4X12	500	01010.040.012
M4X16	500	01010.040.016
M4X20	500	01010.040.020
M4X25	500	01010.040.025
M4X30	500	01010.040.030
M4X35	500	01010.040.035
M4X40	500	01010.040.040
M4X50	500	01010.040.050
M5X8	200	01010.050.008
M5X10	200	01010.050.010
M5X12	200	01010.050.012
M5X16	200	01010.050.016
M5X18	200	01010.050.018
M5X20	200	01010.050.020
M5X25	200	01010.050.025
M5X30	200	01010.050.030
M5X35	200	01010.050.035
M5X40	200	01010.050.040
M5X50	200	01010.050.050
M5X60	200	01010.050.060
M6X8	200	01010.060.008
M6X10	200	01010.060.010
M6X12	200	01010.060.012
M6X14	200	01010.060.014
M6X16	200	01010.060.016
M6X18	200	01010.060.018
M6X20	200	01010.060.020
M6X22	200	01010.060.022
M6X25	200	01010.060.025
M6X30	200	01010.060.030
M6X35	200	01010.060.035
M6X40	200	01010.060.040
M6X45	200	01010.060.045
M6X50	200	01010.060.050
M6X55	200	01010.060.055
M6X60	200	01010.060.060
M6X70	200	01010.060.070
M6X80	200	01010.060.080
M7X12	200	01010.070.012
M7X16	200	01010.070.016
M7X20	200	01010.070.020
M7X25	200	01010.070.025
M7X30	200	01010.070.030
M7X35	200	01010.070.035
M7X40	200	01010.070.040
M7X45	200	01010.070.045
M7X50	200	01010.070.050
M8X10	200	01010.080.010
M8X12	200	01010.080.012
M8X14	200	01010.080.014
M8X16	200	01010.080.016
M8X18	200	01010.080.018
M8X20	200	01010.080.020
M8X22	200	01010.080.022
M8X25	200	01010.080.025
M8X30	200	01010.080.030
M8X35	200	01010.080.035
M8X40	200	01010.080.040
M8X45	200	01010.080.045
M8X50	200	01010.080.050
M8X55	200	01010.080.055
M8X60	200	01010.080.060
M8X65	200	01010.080.065
M8X70	200	01010.080.070
M8X75	200	01010.080.075
M8X80	200	01010.080.080
M8X90	100	01010.080.090
M8X100	100	01010.080.100
M8X110	100	01010.080.110

d x L	✉	Kód výrobku
M8X120	100	01010.080.120
M10X12/S=17	200	01010.100.012
M10X16/S=17	200	01010.100.016
M10X20/S=17	200	01010.100.020
M10X22/S=17	200	01010.100.022
M10X25/S=17	200	01010.100.025
M10X28/S=17	200	01010.100.028
M10X30/S=17	200	01010.100.030
M10X35/S=17	100	01010.100.035
M10X40/S=17	100	01010.100.040
M10X45/S=17	100	01010.100.045
M10X50/S=17	100	01010.100.050
M10X55/S=17	100	01010.100.055
M10X60/S=17	100	01010.100.060
M10X65/S=17	100	01010.100.065
M10X70/S=17	100	01010.100.070
M10X75/S=17	100	01010.100.075
M10X80/S=17	100	01010.100.080
M10X90/S=17	100	01010.100.090
M10X100/S=17	100	01010.100.100
M10X110/S=17	50	01010.100.110
M10X120/S=17	50	01010.100.120
M10X130/S=17	50	01010.100.130
M10X140/S=17	50	01010.100.140
M10X150/S=17	50	01010.100.150
M12X16/S=19	100	01010.120.016
M12X20/S=19	100	01010.120.020
M12X25/S=19	100	01010.120.025
M12X28/S=19	100	01010.120.028
M12X30/S=19	100	01010.120.030
M12X35/S=19	100	01010.120.035
M12X40/S=19	100	01010.120.040
M12X45/S=19	100	01010.120.045
M12X50/S=19	100	01010.120.050
M12X55/S=19	100	01010.120.055
M12X60/S=19	100	01010.120.060
M12X65/S=19	50	01010.120.065
M12X70/S=19	50	01010.120.070
M12X75/S=19	50	01010.120.075
M12X80/S=19	50	01010.120.080
M12X90/S=19	50	01010.120.090
M12X100/S=19	50	01010.120.100
M12X110/S=19	50	01010.120.110
M12X120/S=19	50	01010.120.120
M12X130/S=19	50	01010.120.130
M12X140/S=19	50	01010.120.140
M12X150/S=19	50	01010.120.150
M12X160/S=19	50	01010.120.160
M12X180/S=19	50	01010.120.180
M14X20/S=22	100	01010.140.020
M14X25/S=22	100	01010.140.025
M14X30/S=22	100	01010.140.030
M14X35/S=22	100	01010.140.035
M14X40/S=22	100	01010.140.040
M14X45/S=22	50	01010.140.045
M14X50/S=22	50	01010.140.050
M14X55/S=22	50	01010.140.055
M14X60/S=22	50	01010.140.060
M14X65/S=22	50	01010.140.065
M14X70/S=22	50	01010.140.070
M14X75/S=22	50	01010.140.075
M14X80/S=22	50	01010.140.080
M14X90/S=22	50	01010.140.090
M14X100/S=22	50	01010.140.100
M14X120/S=22	50	01010.140.120
M16X20	50	01010.160.020
M16X25	50	01010.160.025
M16X30	50	01010.160.030
M16X35	50	01010.160.035
M16X40	50	01010.160.040
M16X45	50	01010.160.045

d x L	✉	Kód výrobku
M16X50	50	01010.160.050
M16X55	50	01010.160.055
M16X60	50	01010.160.060
M16X65	25	01010.160.065
M16X70	25	01010.160.070
M16X75	25	01010.160.075
M16X80	25	01010.160.080
M16X90	25	01010.160.090
M16X100	25	01010.160.100
M16X110	25	01010.160.110
M16X120	25	01010.160.120
M16X130	25	01010.160.130
M16X140	25	01010.160.140
M16X150	25	01010.160.150
M16X160	25	01010.160.160
M16X180	25	01010.160.180
M16X200	25	01010.160.200
M18X30	50	01010.180.030
M18X35	50	01010.180.035
M18X40	50	01010.180.040
M18X45	50	01010.180.045
M18X50	50	01010.180.050
M18X55	25	01010.180.055
M18X60	25	01010.180.060
M18X70	25	01010.180.070
M18X80	25	01010.180.080
M18X90	25	01010.180.090
M18X100	25	01010.180.100
M18X110	25	01010.180.110
M18X120	25	01010.180.120
M20X30	25	01010.200.030
M20X35	25	01010.200.035
M20X40	25	01010.200.040
M20X45	25	01010.200.045
M20X50	25	01010.200.050
M20X55	25	01010.200.055
M20X60	25	01010.200.060
M20X65	25	01010.200.065
M20X70	25	01010.200.070
M20X75	25	01010.200.075
M20X80	25	01010.200.080
M20X90	25	01010.200.090
M20X100	25	01010.200.100
M20X110	25	01010.200.110
M20X120	25	01010.200.120
M20X130	25	01010.200.130
M20X140	25	01010.200.140
M20X150	10	01010.200.150
M20X160	10	01010.200.160
M20X180	10	01010.200.180
M20X200	10	01010.200.200
M22X40/S=32	25	01010.220.040
M22X50/S=32	25	01010.220.050
M22X55/S=32	25	01010.220.055
M22X60/S=32	25	01010.220.060
M22X65/S=32	25	01010.220.065
M22X70/S=32	25	01010.220.070
M22X80/S=32	25	01010.220.080
M22X90/S=32	25	01010.220.090
M22X100/S=32	10	01010.220.100
M22X120/S=32	25	01010.220.120
M22X150/S=32	10	01010.220.150
M24X40	25	01010.240.040
M24X45	25	01010.240.045
M24X50	25	01010.240.050
M24X55	25	01010.240.055
M24X60	25	01010.240.060
M24X65	25	01010.240.065
M24X70	25	01010.240.070
M24X75	25	01010.240.075
M24X80	25	01010.240.080

01010 Šroub se šestihrannou hlavou

d x L	✉	Kód výrobku
M24X90	10	01010.240.090
M24X100	10	01010.240.100
M24X110	10	01010.240.110
M24X120	10	01010.240.120
M24X130	10	01010.240.130
M24X140	10	01010.240.140
M24X150	10	01010.240.150
M24X160	10	01010.240.160
M24X200	10	01010.240.200
M27X50	10	01010.270.050
M27X60	10	01010.270.060
M27X70	10	01010.270.070
M27X75	10	01010.270.075
M27X80	10	01010.270.080
M27X90	10	01010.270.090
M27X100	10	01010.270.100
M27X110	10	01010.270.110
M27X120	10	01010.270.120
M30X40	10	01010.300.040
M30X50	10	01010.300.050
M30X60	10	01010.300.060
M30X65	10	01010.300.065
M30X70	10	01010.300.070
M30X75	10	01010.300.075
M30X80	10	01010.300.080
M30X90	10	01010.300.090
M30X100	10	01010.300.100
M30X110	10	01010.300.110
M30X120	10	01010.300.120
M30X130	10	01010.300.130
M30X140	5	01010.300.140
M30X160	5	01010.300.160
M30X180	5	01010.300.180
M30X200	5	01010.300.200
M33X60	5	01010.330.060
M33X70	5	01010.330.070
M33X80	5	01010.330.080
M33X90	5	01010.330.090
M33X100	5	01010.330.100
M33X140	5	01010.330.140
M36X50	5	01010.360.050
M36X60	5	01010.360.060
M36X70	5	01010.360.070
M36X80	5	01010.360.080
M36X90	5	01010.360.090
M36X100	5	01010.360.100
M36X110	5	01010.360.110
M36X130	5	01010.360.130
M36X140	5	01010.360.140
M36X160	5	01010.360.160
M36X180	5	01010.360.180
M39X80	1	01010.390.080
M39X90	1	01010.390.090
M39X100	1	01010.390.100
M39X150	1	01010.390.150
M42X80	1	01010.420.080
M42X90	1	01010.420.090
M42X100	1	01010.420.100
M42X120	1	01010.420.120
M45X90	1	01010.450.090
M45X100	1	01010.450.100
M48X100	1	01010.480.100
M48X110	1	01010.480.110
M48X120	1	01010.480.120
M48X180	5	01010.480.180
M52X100	1	01010.520.100
M52X120	1	01010.520.120
M64X160	1	01010.640.160

01210 Šroub se šestihrannou hlavou A05A

Závit	Metrický závit
Materiál	Ocel
Třída	8.8
Povrchová úprava	Pozinkované

RoHS

d x L	✉	Kód výrobku
M3X6	500	01210.030.006
M3X8	500	01210.030.008
M3X10	500	01210.030.010
M3X12	500	01210.030.012
M3X16	500	01210.030.016
M3X20	500	01210.030.020
M3X25	500	01210.030.025
M3X30	500	01210.030.030
M3X40	500	01210.030.040
M4X6	500	01210.040.006
M4X8	500	01210.040.008
M4X10	500	01210.040.010
M4X12	500	01210.040.012
M4X16	500	01210.040.016
M4X20	500	01210.040.020
M4X25	500	01210.040.025
M4X30	500	01210.040.030
M4X35	500	01210.040.035
M4X40	500	01210.040.040
M4X45	500	01210.040.045
M4X50	500	01210.040.050
M4X60	200	01210.040.060
M5X6	200	01210.050.006
M5X8	200	01210.050.008
M5X10	200	01210.050.010
M5X12	200	01210.050.012
M5X16	200	01210.050.016
M5X18	200	01210.050.018
M5X20	200	01210.050.020
M5X22	200	01210.050.022
M5X25	200	01210.050.025
M5X30	200	01210.050.030
M5X35	200	01210.050.035
M5X40	200	01210.050.040
M5X45	200	01210.050.045
M5X50	200	01210.050.050
M5X55	200	01210.050.055
M5X60	200	01210.050.060
M5X70	200	01210.050.070
M6X8	200	01210.060.008
M6X10	200	01210.060.010
M6X12	200	01210.060.012
M6X14	200	01210.060.014
M6X16	200	01210.060.016
M6X18	200	01210.060.018
M6X20	200	01210.060.020
M6X22	200	01210.060.022
M6X25	200	01210.060.025
M6X30	200	01210.060.030
M6X35	200	01210.060.035
M6X40	200	01210.060.040
M6X45	200	01210.060.045
M6X50	200	01210.060.050
M6X55	200	01210.060.055
M6X60	200	01210.060.060
M6X65	200	01210.060.065
M6X70	200	01210.060.070
M6X75	200	01210.060.075
M6X80	200	01210.060.080
M6X90	100	01210.060.090
M6X100	100	01210.060.100
M6X120	100	01210.060.120
M7X10	200	01210.070.010
M7X12	200	01210.070.012
M7X16	200	01210.070.016
M7X20	200	01210.070.020
M7X25	200	01210.070.025
M7X30	200	01210.070.030
M7X35	200	01210.070.035
M7X40	200	01210.070.040
M7X45	200	01210.070.045
M7X50	200	01210.070.050
M7X60	200	01210.070.060
M7X70	200	01210.070.070
M8X10	200	01210.080.010
M8X12	200	01210.080.012
M8X14	200	01210.080.014
M8X16	200	01210.080.016
M8X18	200	01210.080.018
M8X20	200	01210.080.020
M8X22	200	01210.080.022
M8X25	200	01210.080.025
M8X30	200	01210.080.030
M8X35	200	01210.080.035
M8X40	200	01210.080.040
M8X45	200	01210.080.045
M8X50	200	01210.080.050
M8X55	200	01210.080.055
M8X60	200	01210.080.060
M8X65	200	01210.080.065
M8X70	200	01210.080.070
M8X75	200	01210.080.075
M8X80	200	01210.080.080
M8X90	100	01210.080.090
M8X100	100	01210.080.100
M8X110	100	01210.080.110
M8X120	100	01210.080.120
M8X130	100	01210.080.130
M8X140	100	01210.080.140
M8X150	50	01210.080.150
M10X10/S=17	200	01210.100.010
M10X12/S=17	200	01210.100.012
M10X14/S=17	200	01210.100.014
M10X16/S=17	200	01210.100.016
M10X16/S=16	200	01210.100.017
M10X20/S=17	200	01210.100.020
M10X20/S=16	200	01210.100.021
M10X22/S=17	200	01210.100.022
M10X25/S=17	200	01210.100.025
M10X25/S=16	200	01210.100.026
M10X30/S=17	200	01210.100.030
M10X30/S=16	200	01210.100.031
M10X35/S=17	100	01210.100.035
M10X35/S=16	100	01210.100.036
M10X40/S=17	100	01210.100.040
M10X40/S=16	100	01210.100.041
M10X45/S=17	100	01210.100.045
M10X45/S=16	100	01210.100.046
M10X50/S=17	100	01210.100.050
M10X50/S=16	100	01210.100.051
M10X55/S=17	100	01210.100.055
M10X60/S=17	100	01210.100.060
M10X60/S=16	100	01210.100.061
M10X65/S=17	100	01210.100.065
M10X65/S=16	100	01210.100.066
M10X70/S=17	100	01210.100.070

01210 Šroub se šestihrannou hlavou

d x L	✉	Kód výrobku
M10X75/S=17	100	01210.100.075
M10X80/S=17	100	01210.100.080
M10X90/S=17	100	01210.100.090
M10X100/S=17	100	01210.100.100
M10X110/S=17	50	01210.100.110
M10X120/S=17	50	01210.100.120
M10X130/S=17	50	01210.100.130
M10X140/S=17	50	01210.100.140
M10X150/S=17	50	01210.100.150
M10X170/S=17	50	01210.100.170
M12X12/S=19	100	01210.120.012
M12X16/S=19	100	01210.120.016
M12X20/S=19	100	01210.120.020
M12X20/S=18	100	01210.120.021
M12X22/S=19	100	01210.120.022
M12X25/S=19	100	01210.120.025
M12X25/S=18	100	01210.120.026
M12X30/S=19	100	01210.120.030
M12X30/S=18	100	01210.120.031
M12X35/S=19	100	01210.120.035
M12X35/S=18	100	01210.120.036
M12X40/S=19	100	01210.120.040
M12X40/S=18	100	01210.120.041
M12X45/S=19	100	01210.120.045
M12X45/S=18	100	01210.120.046
M12X50/S=19	100	01210.120.050
M12X50/S=18	100	01210.120.051
M12X55/S=19	100	01210.120.055
M12X60/S=19	100	01210.120.060
M12X60/S=18	100	01210.120.061
M12X65/S=19	50	01210.120.065
M12X70/S=19	50	01210.120.070
M12X70/S=18	50	01210.120.071
M12X75/S=19	50	01210.120.075
M12X80/S=19	50	01210.120.080
M12X80/S=18	50	01210.120.081
M12X85/S=19	50	01210.120.085
M12X90/S=19	50	01210.120.090
M12X100/S=19	50	01210.120.100
M12X110/S=19	50	01210.120.110
M12X120/S=19	50	01210.120.120
M12X130/S=19	50	01210.120.130
M12X140/S=19	50	01210.120.140
M12X150/S=19	50	01210.120.150
M12X160/S=19	25	01210.120.160
M12X180/S=19	25	01210.120.180
M14X20/S=22	100	01210.140.020
M14X20/S=21	100	01210.140.021
M14X25/S=22	100	01210.140.025
M14X25/S=21	100	01210.140.026
M14X30/S=22	100	01210.140.030
M14X35/S=22	100	01210.140.035
M14X35/S=21	100	01210.140.036
M14X40/S=22	100	01210.140.040
M14X40/S=21	100	01210.140.041
M14X45/S=22	50	01210.140.045
M14X45/S=21	50	01210.140.046
M14X50/S=22	50	01210.140.050
M14X50/S=21	50	01210.140.051
M14X55/S=22	50	01210.140.055
M14X60/S=22	50	01210.140.060
M14X60/S=21	50	01210.140.061
M14X65/S=22	50	01210.140.065
M14X70/S=22	50	01210.140.070
M14X75/S=22	50	01210.140.075
M14X80/S=22	50	01210.140.080
M14X90/S=22	50	01210.140.090
M14X100/S=22	50	01210.140.100
M14X110/S=22	50	01210.140.110
M14X120/S=22	50	01210.140.120
M16X20	50	01210.160.020
M16X25	50	01210.160.025
M16X30	50	01210.160.030
M16X35	50	01210.160.035
M16X40	50	01210.160.040
M16X45	50	01210.160.045
M16X50	50	01210.160.050
M16X55	50	01210.160.055
M16X60	50	01210.160.060
M16X65	25	01210.160.065
M16X70	25	01210.160.070
M16X75	25	01210.160.075
M16X80	25	01210.160.080
M16X90	25	01210.160.090
M16X100	25	01210.160.100
M16X110	25	01210.160.110
M16X120	25	01210.160.120
M16X130	25	01210.160.130
M16X140	25	01210.160.140
M16X150	25	01210.160.150
M16X160	25	01210.160.160
M16X180	25	01210.160.180
M16X200	25	01210.160.200
M18X30	50	01210.180.030
M18X35	50	01210.180.035
M18X40	50	01210.180.040
M18X45	50	01210.180.045
M18X50	50	01210.180.050
M18X55	25	01210.180.055
M18X60	25	01210.180.060
M18X70	25	01210.180.070
M18X80	25	01210.180.080
M18X90	25	01210.180.090
M18X100	25	01210.180.100
M20X30	25	01210.200.030
M20X35	25	01210.200.035
M20X40	25	01210.200.040
M20X45	25	01210.200.045
M20X50	25	01210.200.050
M20X55	25	01210.200.055
M20X60	25	01210.200.060
M20X65	25	01210.200.065
M20X70	25	01210.200.070
M20X75	25	01210.200.075
M20X80	25	01210.200.080
M20X90	25	01210.200.090
M20X100	25	01210.200.100
M20X110	25	01210.200.110
M20X120	25	01210.200.120
M20X130	25	01210.200.130
M20X140	25	01210.200.140
M20X150	10	01210.200.150
M20X160	10	01210.200.160
M20X180	10	01210.200.180
M20X200	10	01210.200.200
M22X40/S=32	25	01210.220.040
M22X50/S=32	25	01210.220.050
M22X55/S=32	25	01210.220.055
M22X60/S=32	25	01210.220.060
M22X65/S=32	25	01210.220.065
M22X70/S=32	25	01210.220.070
M22X80/S=32	25	01210.220.080
M22X90/S=32	25	01210.220.090
M22X100/S=32	10	01210.220.100
M24X30	25	01210.240.030
M24X35	25	01210.240.035
M24X40	25	01210.240.040
M24X45	25	01210.240.045
M24X50	25	01210.240.050
M24X55	25	01210.240.055
M24X60	25	01210.240.060
M24X65	25	01210.240.065
M24X70	25	01210.240.070
M24X75	25	01210.240.075
M24X80	25	01210.240.080
M24X90	10	01210.240.090
M24X100	10	01210.240.100
M24X110	10	01210.240.110
M24X120	10	01210.240.120
M24X130	10	01210.240.130
M24X140	10	01210.240.140
M24X150	10	01210.240.150
M24X160	10	01210.240.160
M24X180	10	01210.240.180
M24X200	10	01210.240.200
M27X50	10	01210.270.050
M27X60	10	01210.270.060
M27X70	10	01210.270.070
M27X80	10	01210.270.080
M27X90	10	01210.270.090
M27X100	10	01210.270.100
M27X120	10	01210.270.120
M27X140	10	01210.270.140
M27X160	10	01210.270.160
M30X40	10	01210.300.040
M30X50	10	01210.300.050
M30X60	10	01210.300.060
M30X65	10	01210.300.065
M30X70	10	01210.300.070
M30X75	10	01210.300.075
M30X80	10	01210.300.080
M30X90	10	01210.300.090
M30X100	10	01210.300.100
M30X110	10	01210.300.110
M30X120	10	01210.300.120
M30X140	10	01210.300.140
M30X150	10	01210.300.150
M30X160	10	01210.300.160
M30X200	10	01210.300.200
M33X60	5	01210.330.060
M33X70	5	01210.330.070
M33X80	5	01210.330.080
M33X90	5	01210.330.090
M33X100	5	01210.330.100
M36X50	5	01210.360.050
M36X70	5	01210.360.070
M36X80	5	01210.360.080
M36X90	5	01210.360.090
M36X100	5	01210.360.100
M36X110	5	01210.360.110
M36X120	5	01210.360.120
M36X140	5	01210.360.140
M36X160	5	01210.360.160

01230 Šroub se šestihrannou hlavou

A06A

Závit Metrický závit
Materiál Ocel
Třída 8.8
Povrchová úprava Pozinkované žlutě pasivované

d x L	✉	Kód výrobku
M3X8	500	01230.030.008
M3X10	500	01230.030.010
M3X12	500	01230.030.012
M3X16	500	01230.030.016
M3X20	500	01230.030.020
M3X25	500	01230.030.025

01230 Šroub se šestihrannou hlavou

d x L	✉	Kód výrobku
M3X30	500	01230.030.030
M4X6	500	01230.040.006
M4X8	500	01230.040.008
M4X10	500	01230.040.010
M4X12	500	01230.040.012
M4X16	500	01230.040.016
M4X20	500	01230.040.020
M4X25	500	01230.040.025
M4X30	500	01230.040.030
M4X35	200	01230.040.035
M4X40	200	01230.040.040
M4X50	200	01230.040.050
M4X60	200	01230.040.060
M5X8	500	01230.050.008
M5X10	500	01230.050.010
M5X12	500	01230.050.012
M5X16	500	01230.050.016
M5X20	500	01230.050.020
M5X22	500	01230.050.022
M5X25	500	01230.050.025
M5X30	500	01230.050.030
M5X35	200	01230.050.035
M5X40	200	01230.050.040
M5X45	200	01230.050.045
M5X50	200	01230.050.050
M5X60	200	01230.050.060
M6X8	500	01230.060.008
M6X10	500	01230.060.010
M6X12	500	01230.060.012
M6X14	500	01230.060.014
M6X16	500	01230.060.016
M6X20	500	01230.060.020
M6X25	500	01230.060.025
M6X30	500	01230.060.030
M6X35	200	01230.060.035
M6X40	200	01230.060.040
M6X45	200	01230.060.045
M6X50	200	01230.060.050
M6X60	200	01230.060.060
M6X70	200	01230.060.070
M6X80	200	01230.060.080
M6X100	200	01230.060.100
M7X10	200	01230.070.010
M7X12	200	01230.070.012
M7X16	200	01230.070.016
M7X20	200	01230.070.020
M7X25	200	01230.070.025
M7X30	200	01230.070.030
M7X35	200	01230.070.035
M7X40	200	01230.070.040
M7X45	200	01230.070.045
M7X50	200	01230.070.050
M8X10	200	01230.080.010
M8X12	200	01230.080.012
M8X16	200	01230.080.016
M8X20	200	01230.080.020
M8X25	200	01230.080.025
M8X30	200	01230.080.030
M8X35	200	01230.080.035
M8X40	200	01230.080.040
M8X45	200	01230.080.045
M8X50	200	01230.080.050
M8X55	200	01230.080.055
M8X60	200	01230.080.060
M8X70	200	01230.080.070
M8X75	200	01230.080.075
M8X80	200	01230.080.080
M8X90	100	01230.080.090

d x L	✉	Kód výrobku
M8X100	100	01230.080.100
M8X110	100	01230.080.110
M8X120	100	01230.080.120
M10X12/S=17	200	01230.100.012
M10X16/S=17	200	01230.100.016
M10X20/S=17	200	01230.100.020
M10X25/S=17	200	01230.100.025
M10X30/S=17	200	01230.100.030
M10X35/S=17	100	01230.100.035
M10X40/S=17	100	01230.100.040
M10X45/S=17	100	01230.100.045
M10X50/S=17	100	01230.100.050
M10X55/S=17	100	01230.100.055
M10X60/S=17	100	01230.100.060
M10X65/S=17	100	01230.100.065
M10X70/S=17	100	01230.100.070
M10X75/S=17	100	01230.100.075
M10X80/S=17	100	01230.100.080
M10X90/S=17	100	01230.100.090
M10X100/S=17	100	01230.100.100
M10X110/S=17	50	01230.100.110
M10X120/S=17	50	01230.100.120
M10X130/S=17	50	01230.100.130
M10X140/S=17	50	01230.100.140
M10X150/S=17	50	01230.100.150
M12X16/S=19	100	01230.120.016
M12X20/S=19	100	01230.120.020
M12X25/S=19	100	01230.120.025
M12X30/S=19	100	01230.120.030
M12X35/S=19	100	01230.120.035
M12X40/S=19	100	01230.120.040
M12X45/S=19	100	01230.120.045
M12X50/S=19	100	01230.120.050
M12X55/S=19	100	01230.120.055
M12X60/S=19	100	01230.120.060
M12X65/S=19	100	01230.120.065
M12X70/S=19	50	01230.120.070
M12X75/S=19	50	01230.120.075
M12X80/S=19	50	01230.120.080
M12X90/S=19	50	01230.120.090
M12X100/S=19	50	01230.120.100
M12X110/S=19	50	01230.120.110
M12X120/S=19	50	01230.120.120
M12X130/S=19	50	01230.120.130
M12X140/S=19	50	01230.120.140
M12X150/S=19	50	01230.120.150
M14X20/S=22	100	01230.140.020
M14X25/S=22	100	01230.140.025
M14X30/S=22	100	01230.140.030
M14X35/S=22	100	01230.140.035
M14X40/S=22	100	01230.140.040
M14X45/S=22	50	01230.140.045
M14X50/S=22	50	01230.140.050
M14X60/S=22	50	01230.140.060
M14X70/S=22	50	01230.140.070
M14X75/S=22	50	01230.140.075
M14X80/S=22	50	01230.140.080
M14X90/S=22	50	01230.140.090
M14X100/S=22	50	01230.140.100
M16X20	50	01230.160.020
M16X25	50	01230.160.025
M16X30	50	01230.160.030
M16X35	50	01230.160.035
M16X40	50	01230.160.040
M16X45	50	01230.160.045
M16X50	50	01230.160.050
M16X55	50	01230.160.055
M16X60	50	01230.160.060
M16X65	50	01230.160.065

d x L	✉	Kód výrobku
M16X70	25	01230.160.070
M16X80	25	01230.160.080
M16X90	25	01230.160.090
M16X100	25	01230.160.100
M16X110	25	01230.160.110
M16X120	25	01230.160.120
M16X130	25	01230.160.130
M16X140	25	01230.160.140
M16X150	25	01230.160.150
M16X160	25	01230.160.160
M16X180	25	01230.160.180
M16X200	25	01230.160.200
M18X40	50	01230.180.040
M18X45	50	01230.180.045
M18X50	50	01230.180.050
M20X30	25	01230.200.030
M20X35	25	01230.200.035
M20X40	25	01230.200.040
M20X45	25	01230.200.045
M20X50	25	01230.200.050
M20X55	25	01230.200.055
M20X60	25	01230.200.060
M20X65	25	01230.200.065
M20X70	25	01230.200.070
M20X80	25	01230.200.080
M20X90	25	01230.200.090
M20X100	25	01230.200.100
M20X110	25	01230.200.110
M20X120	25	01230.200.120
M20X140	25	01230.200.140
M20X150	25	01230.200.150
M20X160	10	01230.200.160
M20X180	10	01230.200.180
M20X200	10	01230.200.200
M24X40	25	01230.240.040
M24X45	25	01230.240.045
M24X50	25	01230.240.050
M24X55	25	01230.240.055
M24X60	25	01230.240.060
M24X70	25	01230.240.070
M24X80	25	01230.240.080
M24X90	25	01230.240.090
M24X100	10	01230.240.100
M24X120	10	01230.240.120
M24X130	10	01230.240.130
M24X140	10	01230.240.140
M24X150	10	01230.240.150
M24X160	10	01230.240.160
M24X180	10	01230.240.180
M24X200	10	01230.240.200
M27X50	10	01230.270.050
M27X60	10	01230.270.060
M27X70	10	01230.270.070
M27X80	10	01230.270.080
M27X90	10	01230.270.090
M27X100	10	01230.270.100
M27X120	10	01230.270.120
M30X60	10	01230.300.060
M33X80	5	01230.330.080
M33X90	5	01230.330.090
M33X100	5	01230.330.100
M36X80	5	01230.360.080
M36X90	5	01230.360.090
M36X100	5	01230.360.100

01236 Šroub se šestihrannou hlavou A96A

Závit Metrický závit
Materiál Ocel
Třída 8.8
Povrchová úprava Zinko-hliníkový povlak bez Cr^{6+}- ISO 10683 flZnnc

d x L	✉	Kód výrobku	d x L	✉	Kód výrobku	d x L	✉	Kód výrobku
M4X10	500	01236.040.010	M8X40	200	01236.080.040	M14X65/S=22	50	01236.140.065
M4X12	500	01236.040.012	M8X45	200	01236.080.045	M14X70/S=22	50	01236.140.070
M4X16	500	01236.040.016	M8X50	200	01236.080.050			
M4X20	500	01236.040.020	M8X60	200	01236.080.060	M16X20	50	01236.160.020
M4X25	500	01236.040.025	M8X70	200	01236.080.070	M16X25	50	01236.160.025
M4X30	500	01236.040.030	M8X80	200	01236.080.080	M16X30	50	01236.160.030
						M16X35	50	01236.160.035
M5X10	500	01236.050.010	M10X16/S=17	200	01236.100.016	M16X40	50	01236.160.040
M5X12	500	01236.050.012	M10X20/S=17	200	01236.100.020	M16X45	50	01236.160.045
M5X16	500	01236.050.016	M10X25/S=17	200	01236.100.025	M16X50	50	01236.160.050
M5X20	500	01236.050.020	M10X30/S=17	200	01236.100.030	M16X60	50	01236.160.060
M5X25	500	01236.050.025	M10X35/S=17	100	01236.100.035	M16X65	25	01236.160.065
M5X30	500	01236.050.030	M10X40/S=17	100	01236.100.040	M16X70	25	01236.160.070
M5X35	200	01236.050.035	M10X45/S=17	100	01236.100.045	M16X80	25	01236.160.080
M5X40	200	01236.050.040	M10X50/S=17	100	01236.100.050	M16X100	25	01236.160.100
M5X45	200	01236.050.045	M10X55/S=17	100	01236.100.055	M16X110	25	01236.160.110
M5X50	200	01236.050.050	M10X60/S=17	100	01236.100.060			
			M10X70/S=17	100	01236.100.070	M18X45	25	01236.180.045
M6X10	500	01236.060.010	M10X80/S=17	100	01236.100.080	M18X50	50	01236.180.050
M6X12	500	01236.060.012	M10X90/S=17	100	01236.100.090	M18X55	25	01236.180.055
M6X16	500	01236.060.016				M18X60	25	01236.180.060
M6X20	500	01236.060.020	M12X20/S=19	100	01236.120.020	M18X65	25	01236.180.065
M6X25	500	01236.060.025	M12X25/S=19	100	01236.120.025			
M6X30	500	01236.060.030	M12X30/S=19	100	01236.120.030	M20X40	25	01236.200.040
M6X35	200	01236.060.035	M12X35/S=19	100	01236.120.035	M20X45	25	01236.200.045
M6X40	200	01236.060.040	M12X40/S=19	100	01236.120.040	M20X50	25	01236.200.050
M6X50	200	01236.060.050	M12X45/S=19	100	01236.120.045	M20X55	25	01236.200.055
M6X60	200	01236.060.060	M12X50/S=19	100	01236.120.050	M20X60	25	01236.200.060
M6X70	200	01236.060.070	M12X60/S=19	100	01236.120.060	M20X65	25	01236.200.065
			M12X70/S=19	50	01236.120.070	M20X70	25	01236.200.070
M8X10	200	01236.080.010	M12X80/S=19	50	01236.120.080	M20X80	25	01236.200.080
M8X12	200	01236.080.012				M20X90	25	01236.200.090
M8X16	200	01236.080.016	M14X30/S=22	100	01236.140.030			
M8X20	200	01236.080.020	M14X35/S=22	100	01236.140.035	M24X50	25	01236.240.050
M8X25	200	01236.080.025	M14X40/S=22	100	01236.140.040	M24X60	25	01236.240.060
M8X30	200	01236.080.030	M14X45/S=22	50	01236.140.045	M24X70	25	01236.240.070
M8X35	200	01236.080.035	M14X60/S=22	50	01236.140.060	M24X80	25	01236.240.080

- Povrchová úprava ISO 10683 zinko-hliníkový povlak eliminuje možnost poškození způsobené vodíkovou křehkostí.

01410 Šroub se šestihrannou hlavou ISO-metrický závit A08A

Závit Metrický závit
Materiál Ocel
Třída 8.8
Povrchová úprava Žárový zinek

d x L	✉	Kód výrobku	d x L	✉	Kód výrobku	d x L	✉	Kód výrobku
M6X16	100	01410.060.016	M10X45/S=17	100	01410.100.045	M16X35	50	01410.160.035
M6X20	100	01410.060.020	M10X50/S=17	100	01410.100.050	M16X40	50	01410.160.040
M6X25	100	01410.060.025	M10X60/S=17	100	01410.100.060	M16X45	50	01410.160.045
M6X30	500	01410.060.030	M10X70/S=17	100	01410.100.070	M16X50	50	01410.160.050
M6X40	200	01410.060.040	M10X80/S=17	100	01410.100.080	M16X55	50	01410.160.055
			M10X100/S=17	100	01410.100.100	M16X60	50	01410.160.060
M8X12	100	01410.080.012				M16X65	50	01410.160.065
M8X16	100	01410.080.016	M12X20/S=19	100	01410.120.020	M16X70	50	01410.160.070
M8X20	100	01410.080.020	M12X25/S=19	100	01410.120.025	M16X80	50	01410.160.080
M8X25	100	01410.080.025	M12X30/S=19	100	01410.120.030	M16X90	25	01410.160.090
M8X30	100	01410.080.030	M12X35/S=19	100	01410.120.035	M16X100	25	01410.160.100
M8X35	100	01410.080.035	M12X40/S=19	100	01410.120.040	M16X110	25	01410.160.110
M8X40	100	01410.080.040	M12X45/S=19	100	01410.120.045	M16X120	25	01410.160.120
M8X45	100	01410.080.045	M12X50/S=19	100	01410.120.050			
M8X50	100	01410.080.050	M12X55/S=19	100	01410.120.055	M18X40	25	01410.180.040
M8X60	100	01410.080.060	M12X60/S=19	100	01410.120.060	M18X45	25	01410.180.045
M8X80	100	01410.080.080	M12X70/S=19	50	01410.120.070	M18X50	25	01410.180.050
			M12X80/S=19	50	01410.120.080	M18X55	25	01410.180.055
M10X16/S=17	100	01410.100.016	M12X90/S=19	50	01410.120.090			
M10X20/S=17	100	01410.100.020	M12X100/S=19	50	01410.120.100	M20X30	25	01410.200.030
M10X25/S=17	100	01410.100.025	M12X120/S=19	50	01410.120.120	M20X35	25	01410.200.035
M10X30/S=17	100	01410.100.030				M20X40	25	01410.200.040
M10X35/S=17	100	01410.100.035	M16X25	50	01410.160.025	M20X45	25	01410.200.045
M10X40/S=17	100	01410.100.040	M16X30	50	01410.160.030	M20X50	25	01410.200.050

01410 Šroub se šestihrannou hlavou ISO-metrický závit

d x L	✉	Kód výrobku	d x L	✉	Kód výrobku	d x L	✉	Kód výrobku
M20X55	25	01410.200.055	M24X60	25	01410.240.060	M30X60	10	01410.300.060
M20X60	25	01410.200.060	M24X65	25	01410.240.065	M30X70	10	01410.300.070
M20X65	25	01410.200.065	M24X70	25	01410.240.070	M30X80	10	01410.300.080
M20X70	25	01410.200.070	M24X80	25	01410.240.080	M30X90	10	01410.300.090
M20X80	25	01410.200.080	M24X90	10	01410.240.090	M30X100	10	01410.300.100
M20X90	25	01410.200.090	M24X100	10	01410.240.100	M30X120	10	01410.300.120
M20X100	25	01410.200.100	M24X110	10	01410.240.110			
M20X120	25	01410.200.120	M24X180	5	01410.240.180	M33X80	5	01410.330.080
						M33X90	5	01410.330.090
M22X50/S=34	25	01410.220.051	M27X50	10	01410.270.050	M33X100	5	01410.330.100
M22X60/S=34	25	01410.220.061	M27X60	10	01410.270.060			
M22X65/S=34	25	01410.220.066	M27X65	10	01410.270.065	M36X80	5	01410.360.080
			M27X70	10	01410.270.070	M36X90	5	01410.360.090
M24X40	25	01410.240.040	M27X80	10	01410.270.080	M36X100	5	01410.360.100
M24X45	25	01410.240.045	M27X90	10	01410.270.090	M36X130	5	01410.360.130
M24X50	25	01410.240.050	M27X100	10	01410.270.100			
M24X55	25	01410.240.055						

- U žárově zinkovaných šroubů s ISO-METRICKÝM LÍCOVANÝM závitem je závit vyválcován s menšími rozměry, takže správných rozměrů dle toleranční třídy h dosáhne AŽ PO zinkování.
- Výhodou tohoto způsobu výroby je, že můžeme šrouby použít bez problému v jakémkoli závitovém otvoru.
- Závit odpovídajících ISO-METRICKÝCH LÍCOVANÝCH matic je vyroben v toleranční třídě 6H až PO zinkování, takže matice dokonale lícují se šrouby.

01430 Šroub se šestihrannou hlavou a zvětšeným závitem A08A

Závit	Metrický závit
Materiál	Ocel
Třída	8.8
Povrchová úprava	Žárový zinek

d x L	✉	Kód výrobku	d x L	✉	Kód výrobku	d x L	✉	Kód výrobku
M8X25	200	01430.080.025	M16X45	50	01430.160.045			
			M16X50	50	01430.160.050	M22X50/S=32	25	01430.220.050
M10X20/S=17	100	01430.100.020	M16X55	50	01430.160.055	M22X60/S=32	25	01430.220.060
M10X25/S=17	100	01430.100.025	M16X60	50	01430.160.060	M22X70/S=32	25	01430.220.070
M10X30/S=17	100	01430.100.030	M16X65	25	01430.160.065	M22X80/S=32	25	01430.220.080
M10X35/S=17	100	01430.100.035	M16X70	25	01430.160.070			
M10X40/S=17	100	01430.100.040	M16X80	25	01430.160.080	M24X40	25	01430.240.040
M10X50/S=17	100	01430.100.050	M16X90	25	01430.160.090	M24X50	25	01430.240.050
M10X60/S=17	100	01430.100.060	M16X100	25	01430.160.100	M24X55	25	01430.240.055
			M16X110	25	01430.160.110	M24X60	25	01430.240.060
M12X20/S=19	100	01430.120.020	M16X120	25	01430.160.120	M24X65	25	01430.240.065
M12X25/S=19	100	01430.120.025				M24X70	25	01430.240.070
M12X30/S=19	100	01430.120.030	M18X30	50	01430.180.030	M24X75	25	01430.240.075
M12X35/S=19	100	01430.120.035	M18X40	50	01430.180.040	M24X80	25	01430.240.080
M12X40/S=19	100	01430.120.040	M18X50	25	01430.180.050	M24X90	10	01430.240.090
M12X45/S=19	100	01430.120.045	M18X60	25	01430.180.060	M24X100	10	01430.240.100
M12X50/S=19	100	01430.120.050	M18X70	25	01430.180.070			
M12X55/S=19	100	01430.120.055	M18X80	25	01430.180.080	M27X60	10	01430.270.060
M12X60/S=19	100	01430.120.060	M18X100	25	01430.180.100	M27X65	10	01430.270.065
M12X70/S=19	50	01430.120.070				M27X70	10	01430.270.070
M12X80/S=19	50	01430.120.080	M20X35	25	01430.200.035	M27X75	10	01430.270.075
M12X100/S=19	50	01430.120.100	M20X40	25	01430.200.040	M27X80	10	01430.270.080
M12X120/S=19	50	01430.120.120	M20X45	25	01430.200.045			
			M20X50	25	01430.200.050	M30X60	10	01430.300.060
M14X30/S=22	100	01430.140.030	M20X55	25	01430.200.055	M30X70	10	01430.300.070
M14X35/S=22	100	01430.140.035	M20X60	25	01430.200.060	M30X80	10	01430.300.080
M14X40/S=22	100	01430.140.040	M20X65	25	01430.200.065	M30X90	10	01430.300.090
M14X50/S=22	50	01430.140.050	M20X70	25	01430.200.070	M30X100	10	01430.300.100
M14X60/S=22	50	01430.140.060	M20X75	25	01430.200.075	M30X110	10	01430.300.110
			M20X80	25	01430.200.080	M30X120	10	01430.300.120
M16X25	50	01430.160.025	M20X90	25	01430.200.090			
M16X30	50	01430.160.030	M20X100	25	01430.200.100	M36X80	5	01430.360.080
M16X35	50	01430.160.035	M20X110	25	01430.200.110	M36X90	5	01430.360.090
M16X40	50	01430.160.040	M20X130	25	01430.200.130			

- U žárově zinkovaných šroubů se ZVĚTŠENÝM závitem je zinková vrstva aplikována NA závit normálních rozměrů, takže PO zinkování již závit těchto šroubů neodpovídá ISO-metrickému lícování, nýbrž je tlustší, proto je nazýván ZVĚTŠENÝ.
- Šrouby neodpovídají běžnému lícování závitů a nelze je použít např. do běžných závitových otvorů.
- Odpovídající ZVĚTŠENÉ matice jsou vyrobeny s rozměry PO zinkování o cca 0,3 mm většími, čímž dokonale lícují s těmito šrouby.

04110 Šroub se šestihrannou hlavou C01A

Závit Metrický závit
Materiál Ocel
Třída 10.9

d x L	✉	Kód výrobku
M6X10	200	04110.060.010
M6X12	200	04110.060.012
M6X16	200	04110.060.016
M6X20	200	04110.060.020
M6X25	200	04110.060.025
M6X30	200	04110.060.030
M6X35	200	04110.060.035
M6X40	200	04110.060.040
M6X45	200	04110.060.045
M6X50	200	04110.060.050
M6X60	200	04110.060.060
M6X70	200	04110.060.070
M8X10	200	04110.080.010
M8X12	200	04110.080.012
M8X16	200	04110.080.016
M8X20	200	04110.080.020
M8X25	200	04110.080.025
M8X30	200	04110.080.030
M8X35	200	04110.080.035
M8X40	200	04110.080.040
M8X50	200	04110.080.050
M8X60	200	04110.080.060
M8X70	200	04110.080.070
M8X80	200	04110.080.080
M8X110	200	04110.080.110
M10X16/S=17	200	04110.100.016
M10X20/S=17	200	04110.100.020
M10X25/S=17	200	04110.100.025
M10X30/S=17	200	04110.100.030
M10X35/S=17	100	04110.100.035
M10X40/S=17	100	04110.100.040
M10X45/S=17	100	04110.100.045
M10X50/S=17	100	04110.100.050
M10X55/S=17	100	04110.100.055
M10X60/S=17	100	04110.100.060
M10X70/S=17	100	04110.100.070
M10X80/S=17	100	04110.100.080
M10X90/S=17	100	04110.100.090
M10X100/S=17	100	04110.100.100
M12X16/S=19	100	04110.120.016
M12X20/S=19	100	04110.120.020
M12X25/S=19	100	04110.120.025
M12X30/S=19	100	04110.120.030
M12X35/S=19	100	04110.120.035

d x L	✉	Kód výrobku
M12X40/S=19	100	04110.120.040
M12X45/S=19	100	04110.120.045
M12X50/S=19	100	04110.120.050
M12X55/S=19	100	04110.120.055
M12X60/S=19	100	04110.120.060
M12X70/S=19	100	04110.120.070
M12X75/S=19	100	04110.120.075
M12X80/S=19	100	04110.120.080
M12X90/S=19	50	04110.120.090
M12X100/S=19	50	04110.120.100
M12X120/S=19	50	04110.120.120
M14X30/S=22	100	04110.140.030
M14X35/S=22	100	04110.140.035
M14X40/S=22	100	04110.140.040
M14X45/S=22	50	04110.140.045
M14X50/S=22	50	04110.140.050
M14X55/S=22	50	04110.140.055
M14X60/S=22	50	04110.140.060
M14X70/S=22	50	04110.140.070
M14X80/S=22	50	04110.140.080
M14X90/S=22	50	04110.140.090
M14X100/S=22	50	04110.140.100
M16X25	50	04110.160.025
M16X30	50	04110.160.030
M16X35	50	04110.160.035
M16X40	50	04110.160.040
M16X45	50	04110.160.045
M16X50	50	04110.160.050
M16X55	50	04110.160.055
M16X60	25	04110.160.060
M16X65	25	04110.160.065
M16X70	25	04110.160.070
M16X80	25	04110.160.080
M16X90	25	04110.160.090
M16X100	25	04110.160.100
M16X120	25	04110.160.120
M16X140	100	04110.160.140
M18X30	50	04110.180.030
M18X35	50	04110.180.035
M18X40	50	04110.180.040
M18X45	50	04110.180.045
M18X50	50	04110.180.050

d x L	✉	Kód výrobku
M20X30	25	04110.200.030
M20X35	25	04110.200.035
M20X40	25	04110.200.040
M20X45	25	04110.200.045
M20X50	25	04110.200.050
M20X55	25	04110.200.055
M20X60	25	04110.200.060
M20X70	25	04110.200.070
M20X80	25	04110.200.080
M20X90	25	04110.200.090
M20X100	25	04110.200.100
M20X120	25	04110.200.120
M22X50/S=32	25	04110.220.050
M22X60/S=32	25	04110.220.060
M22X70/S=32	25	04110.220.070
M22X80/S=32	25	04110.220.080
M24X40	25	04110.240.040
M24X45	25	04110.240.045
M24X50	25	04110.240.050
M24X55	25	04110.240.055
M24X60	25	04110.240.060
M24X65	25	04110.240.065
M24X70	25	04110.240.070
M24X80	25	04110.240.080
M24X90	10	04110.240.090
M24X100	10	04110.240.100
M24X120	10	04110.240.120
M27X60	10	04110.270.060
M27X70	10	04110.270.070
M27X80	10	04110.270.080
M30X60	10	04110.300.060
M30X70	10	04110.300.070
M30X80	10	04110.300.080
M30X90	10	04110.300.090
M30X100	10	04110.300.100
M30X110	10	04110.300.110
M36X70	5	04110.360.070
M36X80	5	04110.360.080
M36X90	5	04110.360.090
M36X100	5	04110.360.100
M36X110	5	04110.360.110

- UPOZORNĚNÍ: Elektrolytické pokovení těchto produktů může způsobit vodíkovou křehkost.

04116 Šroub se šestihrannou hlavou C02C

Závit Metrický závit
Materiál Ocel
Třída 10.9
Povrchová úprava Zinko-hliníkový povlak bez Cr^{6+}- ISO 10683 flZnnc

d x L	✉	Kód výrobku
M6X10	200	04116.060.010
M6X12	200	04116.060.012
M6X16	200	04116.060.016
M6X20	200	04116.060.020
M6X25	200	04116.060.025
M6X30	200	04116.060.030
M8X16	200	04116.080.016
M8X20	200	04116.080.020
M8X25	200	04116.080.025
M8X30	200	04116.080.030
M10X16/S=17	200	04116.100.016
M10X20/S=17	200	04116.100.020

d x L	✉	Kód výrobku
M10X25/S=17	200	04116.100.025
M10X30/S=17	200	04116.100.030
M10X35/S=17	100	04116.100.035
M10X60/S=17	100	04116.100.060
M12X20/S=19	100	04116.120.020
M12X25/S=19	100	04116.120.025
M12X30/S=19	100	04116.120.030
M12X35/S=19	100	04116.120.035
M12X40/S=19	100	04116.120.040
M12X45/S=19	100	04116.120.045
M12X50/S=19	100	04116.120.050
M12X60/S=19	100	04116.120.060

d x L	✉	Kód výrobku
M14X40/S=22	100	04116.140.040
M14X45/S=22	50	04116.140.045
M14X50/S=22	50	04116.140.050
M16X30	50	04116.160.030
M16X35	50	04116.160.035
M16X40	50	04116.160.040
M16X45	50	04116.160.045
M16X50	50	04116.160.050
M16X60	25	04116.160.060
M20X40	25	04116.200.040
M20X45	25	04116.200.045
M20X50	25	04116.200.050

04116 Šroub se šestihrannou hlavou ←

d x L	✉	Kód výrobku	d x L	✉	Kód výrobku	d x L	✉	Kód výrobku
M20X60	25	04116.200.060				M24X60	25	04116.240.060
M20X70	25	04116.200.070	M24X50	25	04116.240.050	M24X70	25	04116.240.070

- Povrchová úprava ISO 10683 zinko-hliníkový povlak eliminuje možnost poškození způsobené vodíkovou křehkostí.

04118 Šroub se šestihrannou hlavou C01A

Závit Metrický závit
Materiál Ocel
Třída 12.9

d x L	✉	Kód výrobku	d x L	✉	Kód výrobku	d x L	✉	Kód výrobku
M8X20	200	04118.080.020				M20X90	25	04118.200.090
M8X25	200	04118.080.025	M16X30	50	04118.160.030	M20X100	25	04118.200.100
M8X30	200	04118.080.030	M16X35	50	04118.160.035			
			M16X40	50	04118.160.040	M24X50	25	04118.240.050
M10X20/S=17	200	04118.100.020	M16X45	50	04118.160.045	M24X60	25	04118.240.060
M10X25/S=17	200	04118.100.025	M16X50	50	04118.160.050	M24X70	25	04118.240.070
M10X30/S=17	200	04118.100.030	M16X60	50	04118.160.060	M24X80	25	04118.240.080
M10X35/S=17	100	04118.100.035	M16X70	25	04118.160.070	M24X90	10	04118.240.090
M10X40/S=17	100	04118.100.040	M16X80	25	04118.160.080	M24X100	10	04118.240.100
M12X25/S=19	100	04118.120.025	M20X40	25	04118.200.040	M30X60	10	04118.300.060
M12X30/S=19	100	04118.120.030	M20X50	25	04118.200.050	M30X70	10	04118.300.070
M12X35/S=19	100	04118.120.035	M20X60	25	04118.200.060	M30X80	10	04118.300.080
M12X40/S=19	100	04118.120.040	M20X70	25	04118.200.070	M30X90	10	04118.300.090
M12X45/S=19	100	04118.120.045	M20X80	25	04118.200.080	M30X100	10	04118.300.100

- UPOZORNĚNÍ: Elektrolytické pokovení těchto produktů může způsobit vodíkovou křehkost.

08760 Šroub se šestihrannou hlavou pro tlakové nádoby apod. E11A

Závit Metrický závit
Materiál Ocel
Třída 5.6

d x L	✉	Kód výrobku	d x L	✉	Kód výrobku	d x L	✉	Kód výrobku
M10X25/S=16	200	08760.100.026	M16X35	50	08760.160.035	M20X65	25	08760.200.065
			M16X45	50	08760.160.045	M20X70	25	08760.200.070
M12X25/S=18	100	08760.120.026	M16X50	50	08760.160.050			
M12X30/S=18	100	08760.120.031	M16X55	50	08760.160.055	M24X55	25	08760.240.055
M12X35/S=18	100	08760.120.036	M16X60	50	08760.160.060	M24X70	25	08760.240.070
M12X40/S=18	100	08760.120.041				M24X80	25	08760.240.080
M12X45/S=18	100	08760.120.046	M20X50	25	08760.200.050			
			M20X60	25	08760.200.060	M27X65	10	08760.270.065

- Speciální vlastnosti šroubů s šestihrannou hlavou pro tlakové nádoby apod.:
- Určeny k použití v tlakových nádobách, parních strojích, zařízeních a přírubových spojích při teplotách od –10°C do +300 °C, max. přetlacích 40 bar a rozměrech do M30 (včetně).
- Odpovídají požadavkům AD-Merkblatt W7, TRD 106 dle TÜV (Technischer Überwachungsverein) a DIN 267-13.
- V souladu s TÜV-Merkblatt Werkstoffe 1253, obdržel výrobce osvědčení k dodávkám těchto šroubů bez certifikátu 3.1, obchodní značka a popis třídy jsou dostačující.
- Toto osvědčení akceptuje rovněž nizozemský "Lloyd's Register Energy".

51010 Šroub se šestihrannou hlavou Q01A

Závit Metrický závit
Materiál Nerezocel A2
Třída 70

d x L	✉	Kód výrobku	d x L	✉	Kód výrobku	d x L	✉	Kód výrobku
M2X3*	1000	51010.020.003	M2,5X4*	1000	51010.025.004	M3X4*	1000	51010.030.004
M2X4*	1000	51010.020.004	M2,5X5*	1000	51010.025.005	M3X5*	1000	51010.030.005
M2X5*	1000	51010.020.005	M2,5X6*	1000	51010.025.006	M3X6	200	51010.030.006
M2X6*	1000	51010.020.006	M2,5X8*	1000	51010.025.008	M3X8	200	51010.030.008
M2X8*	1000	51010.020.008	M2,5X10*	1000	51010.025.010	M3X10	200	51010.030.010
M2X10*	1000	51010.020.010	M2,5X12*	1000	51010.025.012	M3X12	200	51010.030.012
M2X12*	1000	51010.020.012	M2,5X14*	1000	51010.025.014	M3X14	1000	51010.030.014
M2X14*	1000	51010.020.014	M2,5X16*	1000	51010.025.016	M3X16	200	51010.030.016
M2X16*	1000	51010.020.016	M2,5X18*	1000	51010.025.018	M3X18*	1000	51010.030.018
M2X20*	1000	51010.020.020	M2,5X20*	1000	51010.025.020	M3X20	200	51010.030.020
						M3X22*	1000	51010.030.022

51010 Šroub se šestihrannou hlavou

d x L	✉	Kód výrobku
M3X25	200	51010.030.025
M3X30	200	51010.030.030
M3X35*	500	51010.030.035
M3X40	200	51010.030.040
M3X45*	500	51010.030.045
M3X50	200	51010.030.050
M4X4*	1000	51010.040.004
M4X5*	1000	51010.040.005
M4X6	200	51010.040.006
M4X8	200	51010.040.008
M4X10	200	51010.040.010
M4X12	200	51010.040.012
M4X14	1000	51010.040.014
M4X16	200	51010.040.016
M4X18*	1000	51010.040.018
M4X20	200	51010.040.020
M4X22*	500	51010.040.022
M4X25	200	51010.040.025
M4X30	200	51010.040.030
M4X35	200	51010.040.035
M4X40	200	51010.040.040
M4X45	200	51010.040.045
M4X50	200	51010.040.050
M4X55*	200	51010.040.055
M4X60	200	51010.040.060
M4X65*	100	51010.040.065
M4X70*	100	51010.040.070
M4X75*	100	51010.040.075
M4X80*	100	51010.040.080
M5X5*	500	51010.050.005
M5X6	200	51010.050.006
M5X8	200	51010.050.008
M5X10	200	51010.050.010
M5X12	200	51010.050.012
M5X14	500	51010.050.014
M5X16	200	51010.050.016
M5X18	200	51010.050.018
M5X20	200	51010.050.020
M5X22*	500	51010.050.022
M5X25	200	51010.050.025
M5X30	200	51010.050.030
M5X35	200	51010.050.035
M5X40	200	51010.050.040
M5X45	200	51010.050.045
M5X50	200	51010.050.050
M5X55	200	51010.050.055
M5X60	200	51010.050.060
M5X65*	200	51010.050.065
M5X70	200	51010.050.070
M5X75*	100	51010.050.075
M5X80	100	51010.050.080
M5X85*	100	51010.050.085
M5X90*	100	51010.050.090
M5X100*	100	51010.050.100
M6X6	500	51010.060.006
M6X8	200	51010.060.008
M6X10	200	51010.060.010
M6X12	200	51010.060.012
M6X14	200	51010.060.014
M6X16	200	51010.060.016
M6X18	200	51010.060.018
M6X20	200	51010.060.020
M6X22	200	51010.060.022
M6X25	200	51010.060.025
M6X30	200	51010.060.030
M6X35	200	51010.060.035
M6X40	200	51010.060.040
M6X45	100	51010.060.045
M6X50	100	51010.060.050
M6X55	100	51010.060.055
M6X60	100	51010.060.060
M6X65	100	51010.060.065
M6X70	100	51010.060.070
M6X75	100	51010.060.075
M6X80	100	51010.060.080
M6X85*	100	51010.060.085
M6X90	100	51010.060.090
M6X95	100	51010.060.095
M6X100	100	51010.060.100

d x L	✉	Kód výrobku
M6X110	100	51010.060.110
M6X120*	50	51010.060.120
M6X130*	50	51010.060.130
M6X140*	50	51010.060.140
M6X150	50	51010.060.150
M8X8*	500	51010.080.008
M8X10	200	51010.080.010
M8X12	200	51010.080.012
M8X14	200	51010.080.014
M8X16	200	51010.080.016
M8X18	200	51010.080.018
M8X20	200	51010.080.020
M8X22	200	51010.080.022
M8X25	200	51010.080.025
M8X30	200	51010.080.030
M8X35	200	51010.080.035
M8X40	100	51010.080.040
M8X45	100	51010.080.045
M8X50	100	51010.080.050
M8X55	100	51010.080.055
M8X60	100	51010.080.060
M8X65	100	51010.080.065
M8X70	50	51010.080.070
M8X75	50	51010.080.075
M8X80	50	51010.080.080
M8X85	50	51010.080.085
M8X90	50	51010.080.090
M8X95	50	51010.080.095
M8X100	50	51010.080.100
M8X110	25	51010.080.110
M8X120	25	51010.080.120
M8X130*	50	51010.080.130
M8X140	50	51010.080.140
M8X150	50	51010.080.150
M8X160*	25	51010.080.160
M8X170*	25	51010.080.170
M8X180*	25	51010.080.180
M8X190*	25	51010.080.190
M8X200*	25	51010.080.200
M10X10/S=17	100	51010.100.010
M10X12/S=17	100	51010.100.012
M10X14/S=17	100	51010.100.014
M10X16/S=17	100	51010.100.016
M10X18/S=17*	100	51010.100.018
M10X20/S=17	100	51010.100.020
M10X22/S=17*	100	51010.100.022
M10X25/S=17	100	51010.100.025
M10X30/S=17	100	51010.100.030
M10X35/S=17	100	51010.100.035
M10X40/S=17	100	51010.100.040
M10X45/S=17	100	51010.100.045
M10X50/S=17	100	51010.100.050
M10X55/S=17	50	51010.100.055
M10X60/S=17	50	51010.100.060
M10X65/S=17	50	51010.100.065
M10X70/S=17	50	51010.100.070
M10X75/S=17	50	51010.100.075
M10X80/S=17	50	51010.100.080
M10X85/S=17	50	51010.100.085
M10X90/S=17	25	51010.100.090
M10X95/S=17*	50	51010.100.095
M10X100/S=17	25	51010.100.100
M10X110/S=17	25	51010.100.110
M10X120/S=17	25	51010.100.120
M10X130/S=17	25	51010.100.130
M10X135/S=17*	50	51010.100.135
M10X140/S=17	25	51010.100.140
M10X150/S=17	10	51010.100.150
M10X160/S=17	10	51010.100.160
M10X170/S=17	25	51010.100.170
M10X180/S=17	25	51010.100.180
M10X190/S=17*	25	51010.100.190
M10X200/S=17*	25	51010.100.200
M12X16/S=19	100	51010.120.016
M12X18/S=19*	50	51010.120.018
M12X20/S=19	100	51010.120.020
M12X22/S=19*	50	51010.120.022
M12X25/S=19	100	51010.120.025
M12X30/S=19	100	51010.120.030

d x L	✉	Kód výrobku
M12X35/S=19	100	51010.120.035
M12X40/S=19	50	51010.120.040
M12X45/S=19	50	51010.120.045
M12X50/S=19	50	51010.120.050
M12X55/S=19	50	51010.120.055
M12X60/S=19	50	51010.120.060
M12X65/S=19	50	51010.120.065
M12X70/S=19	50	51010.120.070
M12X75/S=19	25	51010.120.075
M12X80/S=19	50	51010.120.080
M12X85/S=19	25	51010.120.085
M12X90/S=19	25	51010.120.090
M12X95/S=19*	25	51010.120.095
M12X100/S=19	25	51010.120.100
M12X110/S=19	25	51010.120.110
M12X120/S=19	25	51010.120.120
M12X130/S=19	25	51010.120.130
M12X140/S=19	25	51010.120.140
M12X150/S=19	10	51010.120.150
M12X160/S=19	10	51010.120.160
M12X170/S=19*	10	51010.120.170
M12X180/S=19	10	51010.120.180
M12X190/S=19*	10	51010.120.190
M12X200/S=19	10	51010.120.200
M12X250/S=19	10	51010.120.250
M14X20/S=22*	50	51010.140.020
M14X25/S=22	50	51010.140.025
M14X30/S=22	50	51010.140.030
M14X35/S=22	50	51010.140.035
M14X40/S=22	50	51010.140.040
M14X45/S=22	50	51010.140.045
M14X50/S=22	50	51010.140.050
M14X55/S=22	50	51010.140.055
M14X60/S=22	50	51010.140.060
M14X65/S=22	50	51010.140.065
M14X70/S=22	50	51010.140.070
M14X75/S=22*	50	51010.140.075
M14X80/S=22	25	51010.140.080
M14X85/S=22*	50	51010.140.085
M14X90/S=22	50	51010.140.090
M14X100/S=22	10	51010.140.100
M14X110/S=22*	25	51010.140.110
M14X120/S=22*	25	51010.140.120
M14X130/S=22*	25	51010.140.130
M14X140/S=22*	25	51010.140.140
M14X150/S=22*	25	51010.140.150
M16X16*	25	51010.160.016
M16X20	25	51010.160.020
M16X25	50	51010.160.025
M16X30	50	51010.160.030
M16X35	50	51010.160.035
M16X40	50	51010.160.040
M16X45	50	51010.160.045
M16X50	50	51010.160.050
M16X55	25	51010.160.055
M16X60	25	51010.160.060
M16X65	25	51010.160.065
M16X70	25	51010.160.070
M16X75	25	51010.160.075
M16X80	25	51010.160.080
M16X85	25	51010.160.085
M16X90	10	51010.160.090
M16X95*	25	51010.160.095
M16X100	10	51010.160.100
M16X110	10	51010.160.110
M16X120	10	51010.160.120
M16X130	25	51010.160.130
M16X140	25	51010.160.140
M16X150	25	51010.160.150
M16X160	25	51010.160.160
M16X170*	25	51010.160.170
M16X180*	10	51010.160.180
M16X190*	10	51010.160.190
M16X200	10	51010.160.200
M18X30	25	51010.180.030
M18X35	25	51010.180.035
M18X40	25	51010.180.040
M18X45	25	51010.180.045
M18X50	25	51010.180.050

51010 Šroub se šestihrannou hlavou

d x L	✉	Kód výrobku
M18X55	25	51010.180.055
M18X60	25	51010.180.060
M18X65*	25	51010.180.065
M18X70	25	51010.180.070
M18X75*	25	51010.180.075
M18X80	25	51010.180.080
M18X85*	25	51010.180.085
M18X90	25	51010.180.090
M18X95*	25	51010.180.095
M18X100	25	51010.180.100
M18X110*	25	51010.180.110
M18X120*	25	51010.180.120
M18X130*	25	51010.180.130
M18X140*	25	51010.180.140
M18X150*	25	51010.180.150
M20X25	25	51010.200.025
M20X30	25	51010.200.030
M20X35	25	51010.200.035
M20X40	25	51010.200.040
M20X45	25	51010.200.045
M20X50	25	51010.200.050
M20X55	25	51010.200.055
M20X60	25	51010.200.060
M20X65	25	51010.200.065
M20X70	25	51010.200.070
M20X75	10	51010.200.075
M20X80	10	51010.200.080
M20X85*	25	51010.200.085
M20X90	10	51010.200.090
M20X95*	25	51010.200.095
M20X100	10	51010.200.100
M20X110	5	51010.200.110
M20X120	5	51010.200.120
M20X130	5	51010.200.130
M20X140	5	51010.200.140
M20X150	5	51010.200.150
M20X160	5	51010.200.160
M20X170*	25	51010.200.170
M20X180	20	51010.200.180
M20X190*	20	51010.200.190
M20X200*	20	51010.200.200
M20X250*	20	51010.200.250
M22X30/S=32	25	51010.220.030
M22X40/S=32*	25	51010.220.040
M22X45/S=32*	25	51010.220.045
M22X50/S=32	10	51010.220.050
M22X55/S=32*	25	51010.220.055
M22X60/S=32	10	51010.220.060
M22X65/S=32*	25	51010.220.065
M22X70/S=32	10	51010.220.070
M22X75/S=32*	25	51010.220.075

d x L	✉	Kód výrobku
M22X80/S=32	10	51010.220.080
M22X85/S=32*	25	51010.220.085
M22X90/S=32	10	51010.220.090
M22X95/S=32*	25	51010.220.095
M22X100/S=32	5	51010.220.100
M22X110/S=32*	20	51010.220.110
M22X120/S=32*	20	51010.220.120
M22X130/S=32*	20	51010.220.130
M22X140/S=32*	20	51010.220.140
M22X150/S=32*	10	51010.220.150
M24X40	10	51010.240.040
M24X45*	10	51010.240.045
M24X50	5	51010.240.050
M24X55	5	51010.240.055
M24X60	5	51010.240.060
M24X65	5	51010.240.065
M24X70	5	51010.240.070
M24X75*	10	51010.240.075
M24X80	5	51010.240.080
M24X85	10	51010.240.085
M24X90	5	51010.240.090
M24X95*	10	51010.240.095
M24X100	5	51010.240.100
M24X110	5	51010.240.110
M24X120	5	51010.240.120
M24X130	5	51010.240.130
M24X140	5	51010.240.140
M24X150	5	51010.240.150
M24X160*	10	51010.240.160
M24X170*	10	51010.240.170
M24X180*	5	51010.240.180
M24X190*	5	51010.240.190
M24X200*	5	51010.240.200
M27X50	3	51010.270.050
M27X55*	10	51010.270.055
M27X60	3	51010.270.060
M27X65*	10	51010.270.065
M27X70	3	51010.270.070
M27X75*	10	51010.270.075
M27X80	3	51010.270.080
M27X85*	10	51010.270.085
M27X90	3	51010.270.090
M27X95*	10	51010.270.095
M27X100	3	51010.270.100
M27X110	3	51010.270.110
M27X120	3	51010.270.120
M27X130*	10	51010.270.130
M27X140*	10	51010.270.140
M27X150*	10	51010.270.150
M27X160*	5	51010.270.160
M27X170*	5	51010.270.170

d x L	✉	Kód výrobku
M27X180*	5	51010.270.180
M27X190*	5	51010.270.190
M27X200*	5	51010.270.200
M30X60	1	51010.300.060
M30X65*	10	51010.300.065
M30X70	1	51010.300.070
M30X75*	10	51010.300.075
M30X80	1	51010.300.080
M30X85*	10	51010.300.085
M30X90	1	51010.300.090
M30X95*	10	51010.300.095
M30X100	1	51010.300.100
M30X110	1	51010.300.110
M30X120	1	51010.300.120
M30X130*	10	51010.300.130
M30X140*	10	51010.300.140
M30X150*	10	51010.300.150
M30X160*	5	51010.300.160
M30X170*	5	51010.300.170
M30X180*	5	51010.300.180
M30X190*	5	51010.300.190
M30X200*	5	51010.300.200
M33X70*	10	51010.330.070
M33X80	1	51010.330.080
M33X85*	10	51010.330.085
M33X90	1	51010.330.090
M33X95*	10	51010.330.095
M33X100	1	51010.330.100
M33X110	1	51010.330.110
M33X120	1	51010.330.120
M33X130*	5	51010.330.130
M33X140*	5	51010.330.140
M33X150*	5	51010.330.150
M33X160*	5	51010.330.160
M33X170*	5	51010.330.170
M33X180*	5	51010.330.180
M36X80	1	51010.360.080
M36X85*	5	51010.360.085
M36X90	1	51010.360.090
M36X95*	5	51010.360.095
M36X100	1	51010.360.100
M36X110	1	51010.360.110
M36X120	1	51010.360.120
M36X130	1	51010.360.130
M36X140	1	51010.360.140
M36X150	1	51010.360.150
M36X160*	5	51010.360.160
M36X170*	5	51010.360.170
M36X180*	5	51010.360.180
M36X200*	5	51010.360.200

- Rozměry průměru > M24 a rozměry s délkou > 8xd jsou minimální třídy vlastností 50.

55010 Šroub se šestihrannou hlavou Q41A

Závit Metrický závit
Materiál Nerezocel A4
Třída 70

d x L	✉	Kód výrobku
M2X4*	1000	55010.020.004
M2X5*	1000	55010.020.005
M2X6*	1000	55010.020.006
M2X8*	1000	55010.020.008
M2X10*	1000	55010.020.010
M2X12*	1000	55010.020.012
M2X14*	1000	55010.020.014
M2X16*	1000	55010.020.016
M2X20*	1000	55010.020.020
M2,5X4*	1000	55010.025.004
M2,5X5*	1000	55010.025.005
M2,5X6*	1000	55010.025.006
M2,5X8*	1000	55010.025.008
M2,5X10*	1000	55010.025.010

d x L	✉	Kód výrobku
M2,5X12*	1000	55010.025.012
M2,5X14*	1000	55010.025.014
M2,5X16*	1000	55010.025.016
M2,5X20*	1000	55010.025.020
M3X4*	1000	55010.030.004
M3X5*	1000	55010.030.005
M3X6*	1000	55010.030.006
M3X8	200	55010.030.008
M3X10	200	55010.030.010
M3X12	200	55010.030.012
M3X14*	1000	55010.030.014
M3X16	200	55010.030.016
M3X18*	1000	55010.030.018
M3X20	200	55010.030.020

d x L	✉	Kód výrobku
M3X22*	1000	55010.030.022
M3X25	200	55010.030.025
M3X30	200	55010.030.030
M3X35	500	55010.030.035
M3X40*	500	55010.030.040
M3X50*	200	55010.030.050
M4X6	1000	55010.040.006
M4X8	200	55010.040.008
M4X10	200	55010.040.010
M4X12	200	55010.040.012
M4X14	1000	55010.040.014
M4X16	200	55010.040.016
M4X18	1000	55010.040.018
M4X20	200	55010.040.020

55010 Šroub se šestihrannou hlavou

d x L	✉	Kód výrobku
M4X22*	500	55010.040.022
M4X25	200	55010.040.025
M4X30	200	55010.040.030
M4X35	200	55010.040.035
M4X40	200	55010.040.040
M4X45	200	55010.040.045
M4X50	200	55010.040.050
M4X55*	200	55010.040.055
M4X60	100	55010.040.060
M4X70*	100	55010.040.070
M4X75*	100	55010.040.075
M4X80*	100	55010.040.080
M5X5*	500	55010.050.005
M5X6*	500	55010.050.006
M5X8	200	55010.050.008
M5X10	200	55010.050.010
M5X12	200	55010.050.012
M5X14	500	55010.050.014
M5X16	200	55010.050.016
M5X18	200	55010.050.018
M5X20	200	55010.050.020
M5X22	500	55010.050.022
M5X25	200	55010.050.025
M5X30	200	55010.050.030
M5X35	200	55010.050.035
M5X40	200	55010.050.040
M5X45	200	55010.050.045
M5X50	200	55010.050.050
M5X55	200	55010.050.055
M5X60	200	55010.050.060
M5X65*	200	55010.050.065
M5X70	100	55010.050.070
M5X75*	100	55010.050.075
M5X80*	100	55010.050.080
M5X85*	100	55010.050.085
M5X90*	100	55010.050.090
M5X95*	100	55010.050.095
M5X100*	100	55010.050.100
M6X6*	500	55010.060.006
M6X8	200	55010.060.008
M6X10	200	55010.060.010
M6X12	200	55010.060.012
M6X14	200	55010.060.014
M6X16	200	55010.060.016
M6X18	200	55010.060.018
M6X20	200	55010.060.020
M6X22	200	55010.060.022
M6X25	200	55010.060.025
M6X30	200	55010.060.030
M6X35	200	55010.060.035
M6X40	200	55010.060.040
M6X45	100	55010.060.045
M6X50	100	55010.060.050
M6X55	100	55010.060.055
M6X60	100	55010.060.060
M6X65	100	55010.060.065
M6X70	100	55010.060.070
M6X75	100	55010.060.075
M6X80	100	55010.060.080
M6X85*	100	55010.060.085
M6X90	100	55010.060.090
M6X95*	100	55010.060.095
M6X100	100	55010.060.100
M6X110*	50	55010.060.110
M6X120	50	55010.060.120
M6X130*	50	55010.060.130
M6X140*	50	55010.060.140
M6X150*	50	55010.060.150
M8X8*	500	55010.080.008
M8X10	200	55010.080.010
M8X12	200	55010.080.012
M8X14*	200	55010.080.014
M8X16	200	55010.080.016
M8X18	200	55010.080.018
M8X20	200	55010.080.020
M8X22	200	55010.080.022
M8X25	200	55010.080.025
M8X30	200	55010.080.030
M8X35	200	55010.080.035

d x L	✉	Kód výrobku
M8X40	100	55010.080.040
M8X45	100	55010.080.045
M8X50	100	55010.080.050
M8X55	100	55010.080.055
M8X60	100	55010.080.060
M8X65	100	55010.080.065
M8X70	50	55010.080.070
M8X75	50	55010.080.075
M8X80	50	55010.080.080
M8X85*	50	55010.080.085
M8X90	50	55010.080.090
M8X95*	50	55010.080.095
M8X100	50	55010.080.100
M8X110	25	55010.080.110
M8X120	25	55010.080.120
M8X130*	50	55010.080.130
M8X140	25	55010.080.140
M8X150*	50	55010.080.150
M8X160	25	55010.080.160
M8X170*	25	55010.080.170
M8X180	25	55010.080.180
M8X190*	25	55010.080.190
M8X200*	25	55010.080.200
M10X10/S=17	100	55010.100.010
M10X12/S=17	100	55010.100.012
M10X14/S=17*	100	55010.100.014
M10X16/S=17	100	55010.100.016
M10X18/S=17	100	55010.100.018
M10X20/S=17	100	55010.100.020
M10X22/S=17	100	55010.100.022
M10X25/S=17	100	55010.100.025
M10X30/S=17	100	55010.100.030
M10X35/S=17	100	55010.100.035
M10X40/S=17	100	55010.100.040
M10X45/S=17	100	55010.100.045
M10X50/S=17	100	55010.100.050
M10X55/S=17	50	55010.100.055
M10X60/S=17	50	55010.100.060
M10X65/S=17	50	55010.100.065
M10X70/S=17	50	55010.100.070
M10X75/S=17	50	55010.100.075
M10X80/S=17	50	55010.100.080
M10X85/S=17*	50	55010.100.085
M10X90/S=17	25	55010.100.090
M10X95/S=17*	50	55010.100.095
M10X100/S=17	25	55010.100.100
M10X110/S=17	25	55010.100.110
M10X120/S=17	25	55010.100.120
M10X130/S=17*	50	55010.100.130
M10X135/S=17*	50	55010.100.135
M10X140/S=17	25	55010.100.140
M10X150/S=17	25	55010.100.150
M10X160/S=17	10	55010.100.160
M10X170/S=17*	25	55010.100.170
M10X180/S=17	10	55010.100.180
M10X190/S=17*	25	55010.100.190
M10X200/S=17	10	55010.100.200
M12X16/S=19	100	55010.120.016
M12X18/S=19*	50	55010.120.018
M12X20/S=19	100	55010.120.020
M12X25/S=19	100	55010.120.025
M12X30/S=19	100	55010.120.030
M12X35/S=19	100	55010.120.035
M12X40/S=19	50	55010.120.040
M12X45/S=19	50	55010.120.045
M12X50/S=19	50	55010.120.050
M12X55/S=19	50	55010.120.055
M12X60/S=19	50	55010.120.060
M12X65/S=19	50	55010.120.065
M12X70/S=19	50	55010.120.070
M12X75/S=19	25	55010.120.075
M12X80/S=19	50	55010.120.080
M12X85/S=19*	25	55010.120.085
M12X90/S=19	25	55010.120.090
M12X95/S=19*	25	55010.120.095
M12X100/S=19	25	55010.120.100
M12X110/S=19	25	55010.120.110
M12X120/S=19	25	55010.120.120
M12X130/S=19*	25	55010.120.130
M12X140/S=19	25	55010.120.140

d x L	✉	Kód výrobku
M12X150/S=19	10	55010.120.150
M12X160/S=19	10	55010.120.160
M12X170/S=19*	10	55010.120.170
M12X180/S=19	10	55010.120.180
M12X190/S=19*	10	55010.120.190
M12X200/S=19	10	55010.120.200
M12X250/S=19*	10	55010.120.250
M14X20/S=22*	50	55010.140.020
M14X25/S=22	50	55010.140.025
M14X30/S=22	50	55010.140.030
M14X35/S=22	50	55010.140.035
M14X40/S=22	50	55010.140.040
M14X45/S=22	50	55010.140.045
M14X50/S=22	50	55010.140.050
M14X55/S=22*	50	55010.140.055
M14X60/S=22	50	55010.140.060
M14X65/S=22	50	55010.140.065
M14X70/S=22	50	55010.140.070
M14X75/S=22*	50	55010.140.075
M14X80/S=22	25	55010.140.080
M14X85/S=22*	50	55010.140.085
M14X90/S=22	25	55010.140.090
M14X100/S=22	10	55010.140.100
M14X110/S=22*	25	55010.140.110
M14X120/S=22	10	55010.140.120
M14X130/S=22*	25	55010.140.130
M14X140/S=22	10	55010.140.140
M14X150/S=22*	25	55010.140.150
M16X20	25	55010.160.020
M16X25	50	55010.160.025
M16X30	50	55010.160.030
M16X35	50	55010.160.035
M16X40	50	55010.160.040
M16X45	50	55010.160.045
M16X50	25	55010.160.050
M16X55	25	55010.160.055
M16X60	25	55010.160.060
M16X65	25	55010.160.065
M16X70	25	55010.160.070
M16X75	25	55010.160.075
M16X80	25	55010.160.080
M16X85	25	55010.160.085
M16X90	10	55010.160.090
M16X95*	25	55010.160.095
M16X100	10	55010.160.100
M16X110	10	55010.160.110
M16X120	10	55010.160.120
M16X130	10	55010.160.130
M16X140	10	55010.160.140
M16X150	10	55010.160.150
M16X160	10	55010.160.160
M16X170*	25	55010.160.170
M16X180	10	55010.160.180
M16X190*	10	55010.160.190
M16X200	10	55010.160.200
M18X30*	25	55010.180.030
M18X35	25	55010.180.035
M18X40	25	55010.180.040
M18X45	25	55010.180.045
M18X50	25	55010.180.050
M18X55*	25	55010.180.055
M18X60	25	55010.180.060
M18X65*	25	55010.180.065
M18X70	25	55010.180.070
M18X75*	25	55010.180.075
M18X80	25	55010.180.080
M18X85*	25	55010.180.085
M18X90	25	55010.180.090
M18X100	25	55010.180.100
M18X110*	25	55010.180.110
M18X120*	25	55010.180.120
M18X130*	25	55010.180.130
M18X140*	25	55010.180.140
M18X150*	25	55010.180.150
M20X25*	25	55010.200.025
M20X30	25	55010.200.030
M20X35	25	55010.200.035
M20X40	25	55010.200.040

55010 Šroub se šestihrannou hlavou

d x L	✉	Kód výrobku
M20X45	25	55010.200.045
M20X50	25	55010.200.050
M20X55	25	55010.200.055
M20X60	25	55010.200.060
M20X65	25	55010.200.065
M20X70	25	55010.200.070
M20X75	10	55010.200.075
M20X80	10	55010.200.080
M20X85	10	55010.200.085
M20X90	10	55010.200.090
M20X95*	25	55010.200.095
M20X100	10	55010.200.100
M20X110	5	55010.200.110
M20X120	5	55010.200.120
M20X125*	25	55010.200.125
M20X130	5	55010.200.130
M20X140	5	55010.200.140
M20X150	5	55010.200.150
M20X160	5	55010.200.160
M20X170*	25	55010.200.170
M20X180	5	55010.200.180
M20X190*	20	55010.200.190
M20X200	5	55010.200.200
M20X250*	20	55010.200.250
M22X30/S=32*	25	55010.220.030
M22X35/S=32*	25	55010.220.035
M22X40/S=32*	25	55010.220.040
M22X45/S=32*	25	55010.220.045
M22X50/S=32	10	55010.220.050
M22X55/S=32*	25	55010.220.055
M22X60/S=32	10	55010.220.060
M22X65/S=32*	25	55010.220.065
M22X70/S=32	10	55010.220.070
M22X75/S=32*	25	55010.220.075
M22X80/S=32	10	55010.220.080
M22X85/S=32*	25	55010.220.085
M22X90/S=32*	25	55010.220.090
M22X100/S=32*	25	55010.220.100
M22X110/S=32*	20	55010.220.110
M22X120/S=32*	20	55010.220.120
M22X130/S=32*	20	55010.220.130
M22X140/S=32*	20	55010.220.140
M22X150/S=32*	10	55010.220.150
M24X40	10	55010.240.040

d x L	✉	Kód výrobku
M24X45*	10	55010.240.045
M24X50	5	55010.240.050
M24X55	5	55010.240.055
M24X60	5	55010.240.060
M24X65	5	55010.240.065
M24X70	5	55010.240.070
M24X75*	10	55010.240.075
M24X80	5	55010.240.080
M24X85*	10	55010.240.085
M24X90	5	55010.240.090
M24X95*	10	55010.240.095
M24X100	5	55010.240.100
M24X110	5	55010.240.110
M24X120	5	55010.240.120
M24X130	5	55010.240.130
M24X140	5	55010.240.140
M24X150	5	55010.240.150
M24X160	3	55010.240.160
M24X170*	10	55010.240.170
M24X180	3	55010.240.180
M24X190*	5	55010.240.190
M24X200	3	55010.240.200
M27X50	3	55010.270.050
M27X55*	10	55010.270.055
M27X60	3	55010.270.060
M27X65*	10	55010.270.065
M27X70	3	55010.270.070
M27X75*	10	55010.270.075
M27X80	3	55010.270.080
M27X85*	10	55010.270.085
M27X90	3	55010.270.090
M27X95*	10	55010.270.095
M27X100	3	55010.270.100
M27X110*	10	55010.270.110
M27X120	3	55010.270.120
M27X130*	10	55010.270.130
M27X140*	10	55010.270.140
M27X150*	10	55010.270.150
M27X160*	5	55010.270.160
M27X170*	5	55010.270.170
M27X180*	5	55010.270.180
M27X190*	5	55010.270.190
M30X60	1	55010.300.060
M30X65*	10	55010.300.065

d x L	✉	Kód výrobku
M30X70	1	55010.300.070
M30X75*	10	55010.300.075
M30X80	1	55010.300.080
M30X85*	10	55010.300.085
M30X90	1	55010.300.090
M30X100	1	55010.300.100
M30X110	1	55010.300.110
M30X120	1	55010.300.120
M30X130*	10	55010.300.130
M30X140*	10	55010.300.140
M30X150	1	55010.300.150
M30X160*	5	55010.300.160
M30X170*	5	55010.300.170
M30X180*	5	55010.300.180
M30X190*	5	55010.300.190
M30X200*	5	55010.300.200
M33X70	1	55010.330.070
M33X75*	10	55010.330.075
M33X80	1	55010.330.080
M33X85*	10	55010.330.085
M33X90	1	55010.330.090
M33X100	1	55010.330.100
M33X110	1	55010.330.110
M33X120	1	55010.330.120
M33X130*	5	55010.330.130
M33X140*	5	55010.330.140
M33X150*	5	55010.330.150
M33X160*	5	55010.330.160
M33X180*	5	55010.330.180
M33X190*	5	55010.330.190
M36X80	1	55010.360.080
M36X90	1	55010.360.090
M36X100	1	55010.360.100
M36X110	1	55010.360.110
M36X120	1	55010.360.120
M36X130*	5	55010.360.130
M36X140*	5	55010.360.140
M36X150*	5	55010.360.150
M36X160*	5	55010.360.160
M36X180*	5	55010.360.180
M36X190*	5	55010.360.190
M36X200*	5	55010.360.200

- Rozměry průměru > M24 a rozměry s délkou > 8xd jsou minimální třídy vlastností 50.

53520 Šroub se šestihrannou hlavou R11A

Závit Metrický závit
Materiál Nerezocel A4
Třída 80

d x L	✉	Kód výrobku
M4X8	100	53520.040.008
M4X10	100	53520.040.010
M4X12	100	53520.040.012
M4X14*	1000	53520.040.014
M4X16	100	53520.040.016
M4X18*	1000	53520.040.018
M4X20	100	53520.040.020
M4X22*	500	53520.040.022
M4X25	100	53520.040.025
M4X35*	200	53520.040.035
M4X40*	200	53520.040.040
M4X45*	200	53520.040.045
M4X50*	200	53520.040.050
M4X60*	100	53520.040.060
M4X70*	100	53520.040.070
M5X8*	500	53520.050.008
M5X10	100	53520.050.010
M5X12	100	53520.050.012
M5X14*	500	53520.050.014
M5X16	100	53520.050.016
M5X18*	500	53520.050.018

d x L	✉	Kód výrobku
M5X20	100	53520.050.020
M5X22*	500	53520.050.022
M5X25	100	53520.050.025
M5X30	100	53520.050.030
M5X35*	200	53520.050.035
M5X40	100	53520.050.040
M5X45*	200	53520.050.045
M5X50*	200	53520.050.050
M5X55*	200	53520.050.055
M5X60*	200	53520.050.060
M5X70*	100	53520.050.070
M5X80*	100	53520.050.080
M5X85*	100	53520.050.085
M5X90*	100	53520.050.090
M5X100*	100	53520.050.100
M6X8*	500	53520.060.008
M6X10	100	53520.060.010
M6X12	100	53520.060.012
M6X14*	200	53520.060.014
M6X16	100	53520.060.016
M6X18*	200	53520.060.018

d x L	✉	Kód výrobku
M6X20	100	53520.060.020
M6X22*	200	53520.060.022
M6X25	100	53520.060.025
M6X30	100	53520.060.030
M6X35*	200	53520.060.035
M6X40	100	53520.060.040
M6X45*	100	53520.060.045
M6X50	100	53520.060.050
M6X55*	100	53520.060.055
M6X60*	100	53520.060.060
M6X65*	100	53520.060.065
M6X70*	100	53520.060.070
M6X75*	100	53520.060.075
M6X80*	100	53520.060.080
M6X85*	100	53520.060.085
M6X90*	100	53520.060.090
M6X100*	100	53520.060.100
M6X110*	100	53520.060.110
M6X120*	50	53520.060.120
M6X150*	50	53520.060.150
M8X10*	500	53520.080.010

53520 Šroub se šestihrannou hlavou

d x L	✉	Kód výrobku
M8X12	50	53520.080.012
M8X14*	200	53520.080.014
M8X16	50	53520.080.016
M8X18*	200	53520.080.018
M8X20	50	53520.080.020
M8X22*	200	53520.080.022
M8X25	50	53520.080.025
M8X30	50	53520.080.030
M8X35	50	53520.080.035
M8X40	50	53520.080.040
M8X45*	100	53520.080.045
M8X50	50	53520.080.050
M8X55*	100	53520.080.055
M8X60*	100	53520.080.060
M8X65*	100	53520.080.065
M8X70*	50	53520.080.070
M8X75*	50	53520.080.075
M8X80*	50	53520.080.080
M8X85*	50	53520.080.085
M8X90*	50	53520.080.090
M8X95*	50	53520.080.095
M8X100*	50	53520.080.100
M8X110*	50	53520.080.110
M8X120*	50	53520.080.120
M8X130*	50	53520.080.130
M8X140*	50	53520.080.140
M8X150*	50	53520.080.150
M8X160*	50	53520.080.160
M8X170*	50	53520.080.170
M10X12/S=17*	100	53520.100.012
M10X16/S=17	50	53520.100.016
M10X20/S=17	50	53520.100.020
M10X25/S=17	50	53520.100.025
M10X30/S=17	50	53520.100.030
M10X35/S=17	50	53520.100.035
M10X40/S=17	50	53520.100.040
M10X45/S=17	100	53520.100.045
M10X50/S=17	50	53520.100.050
M10X55/S=17*	50	53520.100.055
M10X60/S=17*	50	53520.100.060
M10X65/S=17*	50	53520.100.065
M10X70/S=17*	100	53520.100.070
M10X75/S=17*	50	53520.100.075
M10X80/S=17*	50	53520.100.080
M10X85/S=17*	50	53520.100.085
M10X90/S=17*	50	53520.100.090
M10X100/S=17*	50	53520.100.100
M10X110/S=17*	50	53520.100.110
M10X120/S=17*	50	53520.100.120
M10X130/S=17*	50	53520.100.130
M10X140/S=17*	50	53520.100.140
M10X150/S=17*	50	53520.100.150
M10X160/S=17*	25	53520.100.160
M10X180/S=17*	25	53520.100.180
M10X200/S=17*	25	53520.100.200
M12X16/S=19*	50	53520.120.016
M12X20/S=19	25	53520.120.020
M12X25/S=19	25	53520.120.025
M12X30/S=19	25	53520.120.030
M12X35/S=19	25	53520.120.035
M12X40/S=19	25	53520.120.040
M12X45/S=19	100	53520.120.045
M12X50/S=19	25	53520.120.050
M12X55/S=19	25	53520.120.055
M12X60/S=19	25	53520.120.060
M12X65/S=19	25	53520.120.065
M12X70/S=19	25	53520.120.070
M12X75/S=19*	25	53520.120.075
M12X80/S=19*	25	53520.120.080
M12X85/S=19*	25	53520.120.085
M12X90/S=19*	25	53520.120.090
M12X95/S=19*	25	53520.120.095
M12X100/S=19*	25	53520.120.100
M12X110/S=19*	25	53520.120.110
M12X120/S=19*	25	53520.120.120
M12X130/S=19*	25	53520.120.130
M12X140/S=19*	25	53520.120.140
M12X150/S=19*	25	53520.120.150
M12X160/S=19*	10	53520.120.160
M12X170/S=19*	10	53520.120.170
M12X180/S=19*	10	53520.120.180
M12X190/S=19*	10	53520.120.190
M12X200/S=19*	10	53520.120.200
M14X20/S=22*	50	53520.140.020
M14X25/S=22*	50	53520.140.025
M14X30/S=22*	50	53520.140.030
M14X35/S=22*	50	53520.140.035
M14X40/S=22*	50	53520.140.040
M14X45/S=22*	50	53520.140.045
M14X50/S=22	50	53520.140.050
M14X55/S=22*	50	53520.140.055
M14X60/S=22*	50	53520.140.060
M14X65/S=22*	50	53520.140.065
M14X70/S=22*	50	53520.140.070
M14X75/S=22*	50	53520.140.075
M14X80/S=22*	50	53520.140.080
M14X90/S=22*	50	53520.140.090
M14X100/S=22*	50	53520.140.100
M14X110/S=22*	25	53520.140.110
M14X120/S=22*	25	53520.140.120
M14X130/S=22*	25	53520.140.130
M14X150/S=22*	25	53520.140.150
M16X20*	25	53520.160.020
M16X25*	25	53520.160.025
M16X30	25	53520.160.030
M16X35	25	53520.160.035
M16X40	25	53520.160.040
M16X45	25	53520.160.045
M16X50	25	53520.160.050
M16X55	25	53520.160.055
M16X60	25	53520.160.060
M16X65	25	53520.160.065
M16X70	25	53520.160.070
M16X75*	25	53520.160.075
M16X80*	25	53520.160.080
M16X85*	25	53520.160.085
M16X90*	25	53520.160.090
M16X95*	25	53520.160.095
M16X100*	25	53520.160.100
M16X110	25	53520.160.110
M16X120*	25	53520.160.120
M16X130*	25	53520.160.130
M16X140*	25	53520.160.140
M16X150*	25	53520.160.150
M16X160*	25	53520.160.160
M16X170*	25	53520.160.170
M16X180*	10	53520.160.180
M16X190*	10	53520.160.190
M16X200*	10	53520.160.200
M20X30*	25	53520.200.030
M20X35*	25	53520.200.035
M20X40	10	53520.200.040
M20X45*	25	53520.200.045
M20X50	10	53520.200.050
M20X55	10	53520.200.055
M20X60	10	53520.200.060
M20X65*	25	53520.200.065
M20X70*	25	53520.200.070
M20X75*	25	53520.200.075
M20X80	25	53520.200.080
M20X85*	25	53520.200.085
M20X90	25	53520.200.090
M20X95*	25	53520.200.095
M20X100*	25	53520.200.100
M20X110*	25	53520.200.110
M20X120*	25	53520.200.120
M20X130*	25	53520.200.130
M20X140*	25	53520.200.140
M20X150*	25	53520.200.150
M20X160*	25	53520.200.160
M20X170*	25	53520.200.170
M20X180*	20	53520.200.180
M20X200*	20	53520.200.200
M24X40*	10	53520.240.040
M24X45*	10	53520.240.045
M24X50	10	53520.240.050
M24X55*	10	53520.240.055
M24X60	10	53520.240.060
M24X65*	10	53520.240.065
M24X70	10	53520.240.070
M24X75*	10	53520.240.075
M24X80	10	53520.240.080
M24X85*	10	53520.240.085
M24X90*	10	53520.240.090
M24X95*	10	53520.240.095
M24X100*	10	53520.240.100
M24X110*	10	53520.240.110
M24X120*	10	53520.240.120
M24X130*	10	53520.240.130
M24X140*	10	53520.240.140
M24X150*	10	53520.240.150
M24X160*	10	53520.240.160
M24X180*	5	53520.240.180
M24X190*	5	53520.240.190
M24X200*	5	53520.240.200

53521 Šroub se šestihrannou hlavou

Q41A

Závit	Metrický závit
Materiál	Nerezocel A5
Třída	70

d x L	✉	Kód výrobku
M8X20*	200	53521.080.020
M8X25*	100	53521.080.025
M8X30*	100	53521.080.030
M8X40*	100	53521.080.040
M8X50*	100	53521.080.050
M10X20*	100	53521.100.020
M10X25*	100	53521.100.025
M10X30*	100	53521.100.030
M10X40*	100	53521.100.040
M10X50*	50	53521.100.050

45010 Šroub se šestihrannou hlavou W01A

Závit Metrický závit
Materiál Hliník P40

d x L	✉	Kód výrobku	d x L	✉	Kód výrobku	d x L	✉	Kód výrobku
M6X10	100	45010.060.010				M8X60	100	45010.080.060
M6X16	100	45010.060.016	M8X16	100	45010.080.016	M8X70	100	45010.080.070
M6X25	100	45010.060.025	M8X25	100	45010.080.025			
M6X30	100	45010.060.030	M8X30	100	45010.080.030	M10X30/S=17	100	45010.100.030
M6X40	100	45010.060.040	M8X35	100	45010.080.035	M10X40/S=17	100	45010.100.040
M6X50	100	45010.060.050	M8X50	100	45010.080.050	M10X50/S=17	100	45010.100.050

45210 Šroub se šestihrannou hlavou W01A

Závit Metrický závit
Materiál Hliník P60

d x L	✉	Kód výrobku	d x L	✉	Kód výrobku	d x L	✉	Kód výrobku
M5X16	200	45210.050.016	M8X20	100	45210.080.020			
M5X25	200	45210.050.025	M8X25	100	45210.080.025	M12X40/S=19	50	45210.120.040
M5X30	200	45210.050.030	M8X30	100	45210.080.030	M12X50/S=19	50	45210.120.050
M5X40	200	45210.050.040	M8X40	100	45210.080.040	M12X60/S=19	50	45210.120.060
						M12X70/S=19	25	45210.120.070
M6X25	200	45210.060.025	M10X20/S=17	100	45210.100.020	M12X80/S=19	25	45210.120.080
M6X30	200	45210.060.030	M10X30/S=17	100	45210.100.030			
M6X40	200	45210.060.040	M10X35/S=17	100	45210.100.035	M16X30	25	45210.160.030
			M10X70/S=17	50	45210.100.070	M16X35	25	45210.160.035
M8X15	100	45210.080.015						

45810 Šroub se šestihrannou hlavou M11A

Závit Metrický závit
Materiál Kuprodur Cu5
Třída 60

RoHS

d x L	✉	Kód výrobku	d x L	✉	Kód výrobku	d x L	✉	Kód výrobku
M6X16	100	45810.060.016	M8X40	100	45810.080.040	M12X30/S=19	25	45810.120.030
M6X20	100	45810.060.020				M12X35/S=19	25	45810.120.035
M6X25	100	45810.060.025	M10X20/S=17	50	45810.100.020	M12X40/S=19	25	45810.120.040
M6X30	100	45810.060.030	M10X25/S=17	50	45810.100.025	M12X50/S=19	25	45810.120.050
			M10X30/S=17	50	45810.100.030	M12X60/S=19	25	45810.120.060
M8X20	100	45810.080.020	M10X35/S=17	50	45810.100.035			
M8X25	100	45810.080.025	M10X40/S=17	50	45810.100.040	M16X35	10	45810.160.035
M8X30	100	45810.080.030	M10X45/S=17	50	45810.100.045	M16X40	10	45810.160.040
M8X35	100	45810.080.035				M16X50	10	45810.160.050

46010 Šroub se šestihrannou hlavou M01A

Závit Metrický závit
Materiál Mosaz Cu2/Cu3

RoHS

d x L	✉	Kód výrobku	d x L	✉	Kód výrobku	d x L	✉	Kód výrobku
M4X10	200	46010.040.010	M5X40	200	46010.050.040	M8X20	100	46010.080.020
M4X12	200	46010.040.012				M8X25	100	46010.080.025
M4X16	200	46010.040.016	M6X10	200	46010.060.010	M8X30	100	46010.080.030
M4X20	200	46010.040.020	M6X12	200	46010.060.012	M8X35	100	46010.080.035
M4X25	200	46010.040.025	M6X16	200	46010.060.016	M8X40	100	46010.080.040
M4X30	200	46010.040.030	M6X20	200	46010.060.020	M8X45	100	46010.080.045
M4X50	200	46010.040.050	M6X25	200	46010.060.025	M8X50	100	46010.080.050
			M6X30	200	46010.060.030	M8X60	100	46010.080.060
M5X10	200	46010.050.010	M6X40	200	46010.060.040	M8X70	100	46010.080.070
M5X12	200	46010.050.012	M6X45	200	46010.060.045			
M5X16	200	46010.050.016	M6X50	200	46010.060.050	M10X16/S=17	100	46010.100.016
M5X20	200	46010.050.020	M6X60	100	46010.060.060	M10X20/S=17	50	46010.100.020
M5X25	200	46010.050.025				M10X25/S=17	50	46010.100.025
M5X30	200	46010.050.030	M8X16	100	46010.080.016	M10X30/S=17	50	46010.100.030

46010 Šroub se šestihrannou hlavou

d x L	✉	Kód výrobku	d x L	✉	Kód výrobku	d x L	✉	Kód výrobku
M10X35/S=17	50	46010.100.035	M12X30/S=19	50	46010.120.030			
M10X40/S=17	50	46010.100.040	M12X35/S=19	50	46010.120.035	M16X30	25	46010.160.030
M10X45/S=17	50	46010.100.045	M12X40/S=19	25	46010.120.040	M16X40	25	46010.160.040
M10X50/S=17	50	46010.100.050	M12X50/S=19	25	46010.120.050	M16X50	10	46010.160.050
M10X60/S=17	50	46010.100.060	M12X60/S=19	25	46010.120.060	M16X60	10	46010.160.060
M10X70/S=17	50	46010.100.070	M12X70/S=19	25	46010.120.070	M16X70	10	46010.160.070
			M12X80/S=19	25	46010.120.080	M16X80	10	46010.160.080
M12X20/S=19	50	46010.120.020	M12X90/S=19	25	46010.120.090	M16X90	10	46010.160.090
M12X25/S=19	50	46010.120.025	M12X100/S=19	25	46010.120.100	M16X100	10	46010.160.100

46060 Šroub se šestihrannou hlavou — M01A

Závit Metrický závit
Materiál Mosaz Cu2/Cu3
Povrchová úprava Poniklované

RoHS

d x L	✉	Kód výrobku	d x L	✉	Kód výrobku	d x L	✉	Kód výrobku
M4X8	200	46060.040.008	M5X50	200	46060.050.050	M8X40	100	46060.080.040
M4X10	200	46060.040.010				M8X45	100	46060.080.045
M4X12	200	46060.040.012	M6X10	200	46060.060.010	M8X50	100	46060.080.050
M4X16	200	46060.040.016	M6X12	200	46060.060.012	M8X60	100	46060.080.060
M4X20	200	46060.040.020	M6X16	200	46060.060.016	M8X70	100	46060.080.070
M4X25	200	46060.040.025	M6X20	200	46060.060.020			
M4X30	200	46060.040.030	M6X25	200	46060.060.025	M10X16/S=17	50	46060.100.016
M4X35	200	46060.040.035	M6X30	200	46060.060.030	M10X20/S=17	50	46060.100.020
M4X40	200	46060.040.040	M6X35	200	46060.060.035	M10X25/S=17	50	46060.100.025
			M6X40	200	46060.060.040	M10X30/S=17	50	46060.100.030
M5X8	200	46060.050.008	M6X50	200	46060.060.050	M10X35/S=17	50	46060.100.035
M5X10	200	46060.050.010	M6X60	100	46060.060.060	M10X40/S=17	50	46060.100.040
M5X12	200	46060.050.012				M10X45/S=17	50	46060.100.045
M5X16	200	46060.050.016	M8X12	100	46060.080.012	M10X50/S=17	50	46060.100.050
M5X20	200	46060.050.020	M8X16	100	46060.080.016	M10X60/S=17	50	46060.100.060
M5X25	200	46060.050.025	M8X20	100	46060.080.020	M10X70/S=17	25	46060.100.070
M5X30	200	46060.050.030	M8X25	100	46060.080.025			
M5X40	200	46060.050.040	M8X30	100	46060.080.030	M12X40/S=19	25	46060.120.040
M5X45	200	46060.050.045	M8X35	100	46060.080.035			

45910 Šroub se šestihrannou hlavou — W01A

Závit Metrický závit
Materiál Titan ASTM
Třída Gr.2

ISO **≈4017**
DIN ≈933
NEN ≈1568
NF ≈E25-114

RoHS

d x L	✉	Kód výrobku	d x L	✉	Kód výrobku	d x L	✉	Kód výrobku
M6X20	10	45910.060.020	M8X30	10	45910.080.030	M10X20/S=17	10	45910.100.020
M6X30	10	45910.060.030	M8X40	10	45910.080.040	M10X30/S=17	10	45910.100.030
M6X40	10	45910.060.040	M8X50	10	45910.080.050	M10X40/S=17	5	45910.100.040
						M10X50/S=17	5	45910.100.050
M8X20	10	45910.080.020						

- Titanium ASTM jakost 2 (číslo materiálu 3.7035) s vysokým procentem čistého titanu je zárukou stability produktu a vhodnosti pro extrémně korozivní prostředí, kde se neosvědčují jiné materiály, např. nerez ocel.
- Titanium jakost 2 je vhodná rovněž pro další aplikace s lehkým zatížením.

56100 Šroub se šestihrannou hlavou plast — W02A

Závit Metrický závit
Materiál Plast Polyamid (nylon)
Třída PA 6.6
Barva Bílá

ISO **≈4017**
DIN ≈933
NEN ≈1568
ASME ≈B18.2.3.1M
NF ≈E25-114

d x L	✉	Kód výrobku	d x L	✉	Kód výrobku	d x L	✉	Kód výrobku
M3X10	200	56100.030.010	M4X30	200	56100.040.030			
M3X16	200	56100.030.016				M6X10	50	56100.060.010
M3X20	200	56100.030.020	M5X10	100	56100.050.010	M6X12	50	56100.060.012
M3X25	200	56100.030.025	M5X12	100	56100.050.012	M6X16	50	56100.060.016
			M5X16	100	56100.050.016	M6X20	50	56100.060.020
M4X10	200	56100.040.010	M5X20	100	56100.050.020	M6X25	50	56100.060.025
M4X12	200	56100.040.012	M5X25	100	56100.050.025	M6X30	50	56100.060.030
M4X16	200	56100.040.016	M5X30	100	56100.050.030	M6X40	50	56100.060.040
M4X20	200	56100.040.020	M5X50	100	56100.050.050	M6X50	50	56100.060.050

56100 **Šroub se šestihrannou hlavou plast** ←

d x L	✉	Kód výrobku	d x L	✉	Kód výrobku	d x L	✉	Kód výrobku
			M10X20/S=17	25	56100.100.020	M12X50/S=19	25	56100.120.050
M8X16	50	56100.080.016	M10X25/S=17	25	56100.100.025	M12X60/S=19	25	56100.120.060
M8X20	50	56100.080.020	M10X30/S=17	25	56100.100.030	M12X80/S=19	25	56100.120.080
M8X25	50	56100.080.025	M10X40/S=17	25	56100.100.040			
M8X30	50	56100.080.030	M10X50/S=17	25	56100.100.050	M16X30	25	56100.160.030
M8X35	50	56100.080.035	M10X60/S=17	25	56100.100.060	M16X40	25	56100.160.040
M8X40	50	56100.080.040				M16X50	25	56100.160.050
M8X50	50	56100.080.050	M12X20/S=19	25	56100.120.020	M16X60	25	56100.160.060
M8X60	50	56100.080.060	M12X30/S=19	25	56100.120.030			
M8X70	50	56100.080.070	M12X35/S=19	25	56100.120.035	M20X35	1	56100.200.035
			M12X40/S=19	25	56100.120.040			

Šroub se šestihrannou hlavou s drážkou

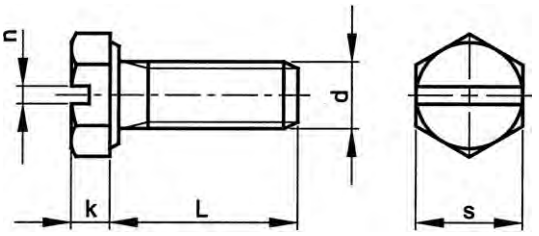

DIN	**≈933**
ISO	≈4017
NEN	≈1568
ASME	≈B18.2.3.1M
NF	≈E25-137



Technické údaje

d	k	n	P	s
M3	2	0.8	0.5	5.5
M4	2.8	1	0.7	7
M5	3.5	1.2	0.8	8
M6	4	1.6	1	10
M8	5.3	2	1.25	13
M10	6.4	2.5	1.5	17

- Drážka podle DIN 962 SZ.

Skupiny produktů

Závit	Typ drážky	Materiál	Třída	Kód	Strana
M	S vnějším šestihranem	NO A2	70	51012	1-35
M	S vnějším šestihranem	NO A4	70	55012	1-36

51012 **Šroub se šestihrannou hlavou s drážkou** **Q01A**

Závit	Metrický závit
Materiál	Nerezocel A2
Třída	70

RoHS

d x L	✉	Kód výrobku	d x L	✉	Kód výrobku	d x L	✉	Kód výrobku
M3X8*	1000	51012.030.008	M5X12*	500	51012.050.012	M6X20	200	51012.060.020
			M5X16	200	51012.050.016	M6X25	200	51012.060.025
M4X6*	500	51012.040.006	M5X18*	500	51012.050.018	M6X30	200	51012.060.030
M4X8	200	51012.040.008	M5X20	200	51012.050.020	M6X35	200	51012.060.035
M4X10	200	51012.040.010	M5X25	200	51012.050.025	M6X40	200	51012.060.040
M4X12	200	51012.040.012	M5X30	200	51012.050.030	M6X50*	200	51012.060.050
M4X16*	500	51012.040.016	M5X35*	500	51012.050.035			
M4X20	500	51012.040.020	M5X40*	500	51012.050.040	M8X16*	200	51012.080.016
M4X25*	500	51012.040.025				M8X20*	200	51012.080.020
M4X30*	500	51012.040.030	M6X10*	500	51012.060.010	M8X25*	100	51012.080.025
M4X60*	500	51012.040.060	M6X12	200	51012.060.012	M8X30*	100	51012.080.030
			M6X14*	500	51012.060.014	M8X40*	100	51012.080.040
M5X8*	500	51012.050.008	M6X16	200	51012.060.016			
M5X10*	500	51012.050.010	M6X18*	200	51012.060.018	M10X50*	200	51012.100.050

55012 **Šroub se šestihrannou hlavou s drážkou** **Q41A**

Závit	Metrický závit
Materiál	Nerezocel A4
Třída	70

d x L	✉	Kód výrobku	d x L	✉	Kód výrobku	d x L	✉	Kód výrobku
M5X10*	500	55012.050.010	M6X12*	500	55012.060.012	M6X30*	200	55012.060.030
M5X12*	500	55012.050.012	M6X14*	500	55012.060.014	M6X40*	200	55012.060.040
M5X16*	500	55012.050.016	M6X16*	200	55012.060.016			
M5X20*	500	55012.050.020	M6X18*	200	55012.060.018	M8X20*	200	55012.080.020
M5X25*	500	55012.050.025	M6X20*	200	55012.060.020	M8X25*	100	55012.080.025
M5X30*	500	55012.050.030	M6X22*	200	55012.060.022	M8X30*	100	55012.080.030
			M6X25*	200	55012.060.025			

Šroub se šestihrannou hlavou, MF

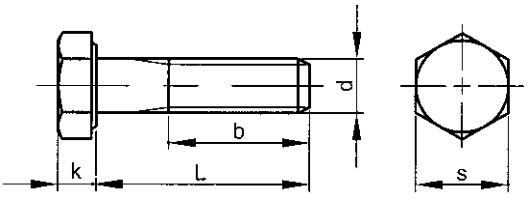

ISO	**8765**
DIN	960
NEN	1555
NF	E25-152

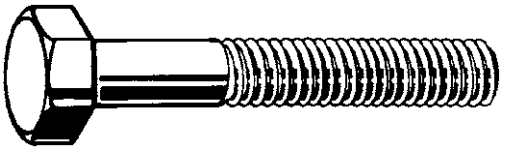

Technické údaje

d	b (min.): L≤125mm	b (min.): 125mm<L≤200mm	b (min.): L>200mm	k	s
M8	22	28	41	5.3	13
M10 (DIN)	26	32	45	6.4	17
M12 (DIN)	30	36	49	7.5	19
M14 (DIN)	34	40	53	8.8	22
M16	38	44	57	10	24
M18	42	48	61	11.5	27
M20	46	52	65	12.5	30
M24	54	60	73	15	36
M27	60	66	79	17	41
M30	66	72	85	18.7	46

Skupiny produktů

Závit	Typ drážky	Materiál	Třída	Povrchová úprava	Kód	Strana
MF	S vnějším šestihranem	Oc	8.8		01060	1-36
MEF	S vnějším šestihranem	Oc	8.8		01061	1-37
MF	S vnějším šestihranem	Oc	8.8	Zn žl	01240	1-37
MEF	S vnějším šestihranem	Oc	8.8	Zn žl	01241	1-37
MF	S vnějším šestihranem	Oc	10.9		04160	1-38
MEF	S vnějším šestihranem	Oc	10.9		04161	1-38

01060 **Šroub se šestihrannou hlavou, MF** **A09A**

Závit	Metrický jemný závit
Materiál	Ocel
Třída	8.8

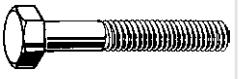

d x P x L	✉	Kód výrobku	d x P x L	✉	Kód výrobku	d x P x L	✉	Kód výrobku
M8X1,00X35	200	01060.080.035	M10X1,25X80/S=17	100	01060.100.080	M12X1,50X100/S=19	50	01060.120.100
M8X1,00X40	200	01060.080.040	M10X1,25X90/S=17	100	01060.100.090	M12X1,50X120/S=19	100	01060.120.120
M8X1,00X50	200	01060.080.050	M10X1,25X100/S=17	100	01060.100.100			
M8X1,00X60	200	01060.080.060	M10X1,25X120/S=17	100	01060.100.120	M14X1,50X50/S=22	50	01060.140.050
M8X1,00X70	200	01060.080.070				M14X1,50X55/S=22	50	01060.140.055
M8X1,00X80	200	01060.080.080	M12X1,50X45/S=19	100	01060.120.045	M14X1,50X60/S=22	50	01060.140.060
M8X1,00X90	100	01060.080.090	M12X1,50X50/S=19	100	01060.120.050	M14X1,50X65/S=22	50	01060.140.065
			M12X1,50X55/S=19	100	01060.120.055	M14X1,50X70/S=22	50	01060.140.070
M10X1,25X35/S=17	100	01060.100.035	M12X1,50X60/S=19	100	01060.120.060	M14X1,50X75/S=22	50	01060.140.075
M10X1,25X40/S=17	100	01060.100.040	M12X1,50X65/S=19	50	01060.120.065	M14X1,50X80/S=22	50	01060.140.080
M10X1,25X50/S=17	100	01060.100.050	M12X1,50X70/S=19	50	01060.120.070	M14X1,50X90/S=22	50	01060.140.090
M10X1,25X60/S=17	100	01060.100.060	M12X1,50X75/S=19	50	01060.120.075	M14X1,50X100/S=22	50	01060.140.100
M10X1,25X70/S=17	100	01060.100.070	M12X1,50X80/S=19	50	01060.120.080			
M10X1,25X75/S=17	100	01060.100.075	M12X1,50X90/S=19	50	01060.120.090	M16X1,50X55	50	01060.160.055

01060 Šroub se šestihrannou hlavou, MF

d x P x L	✉	Kód výrobku	d x P x L	✉	Kód výrobku	d x P x L	✉	Kód výrobku
M16X1,50X60	50	01060.160.060	M16X1,50X90	25	01060.160.090	M16X1,50X140	25	01060.160.140
M16X1,50X65	25	01060.160.065	M16X1,50X100	25	01060.160.100	M16X1,50X150	25	01060.160.150
M16X1,50X70	25	01060.160.070	M16X1,50X110	25	01060.160.110			
M16X1,50X75	25	01060.160.075	M16X1,50X120	25	01060.160.120	M24X2,00X100	5	01060.240.100
M16X1,50X80	25	01060.160.080	M16X1,50X130	25	01060.160.130			

01061 Šroub se šestihrannou hlavou, MEF — A09A

Závit Metrický extra jemný závit
Materiál Ocel
Třída 8.8

RoHS

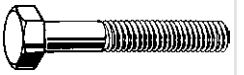

d x P x L	✉	Kód výrobku	d x P x L	✉	Kód výrobku	d x P x L	✉	Kód výrobku
M10X1,00X40/S=17	100	01061.100.040	M12X1,25X80/S=19	50	01061.120.080	M18X1,50X160	10	01061.180.160
M10X1,00X45/S=17	100	01061.100.045	M12X1,25X90/S=19	50	01061.120.090	M18X1,50X170	10	01061.180.170
M10X1,00X50/S=17	100	01061.100.050	M12X1,25X100/S=19	50	01061.120.100	M18X1,50X180	10	01061.180.180
M10X1,00X60/S=17	100	01061.100.060	M12X1,25X110/S=19	100	01061.120.110	M18X1,50X190	10	01061.180.190
M10X1,00X70/S=17	100	01061.100.070	M12X1,25X140/S=19	100	01061.120.140	M18X1,50X200	10	01061.180.200
M10X1,00X80/S=17	100	01061.100.080						
M10X1,00X90/S=17	100	01061.100.090	M18X1,50X70	25	01061.180.070	M20X1,50X70	25	01061.200.070
M10X1,00X100/S=17	100	01061.100.100	M18X1,50X80	25	01061.180.080	M20X1,50X80	25	01061.200.080
			M18X1,50X90	25	01061.180.090	M20X1,50X90	25	01061.200.090
M12X1,25X45/S=19	100	01061.120.045	M18X1,50X100	25	01061.180.100	M20X1,50X100	25	01061.200.100
M12X1,25X50/S=19	100	01061.120.050	M18X1,50X120	25	01061.180.120	M20X1,50X120	25	01061.200.120
M12X1,25X55/S=19	100	01061.120.055	M18X1,50X130	25	01061.180.130	M20X1,50X130	25	01061.200.130
M12X1,25X60/S=19	100	01061.120.060	M18X1,50X140	25	01061.180.140	M20X1,50X140	25	01061.200.140
M12X1,25X70/S=19	50	01061.120.070	M18X1,50X150	25	01061.180.150	M20X1,50X150	25	01061.200.150

01240 Šroub se šestihrannou hlavou, MF — A09A

Závit Metrický jemný závit
Materiál Ocel
Třída 8.8
Povrchová úprava Pozinkované žlutě pasivované

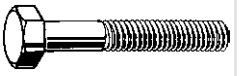

d x P x L	✉	Kód výrobku	d x P x L	✉	Kód výrobku	d x P x L	✉	Kód výrobku
M8X1,00X35	200	01240.080.035	M12X1,50X50/S=19	100	01240.120.050	M14X1,50X110/S=22	50	01240.140.110
M8X1,00X40	200	01240.080.040	M12X1,50X55/S=19	100	01240.120.055	M14X1,50X120/S=22	50	01240.140.120
M8X1,00X50	200	01240.080.050	M12X1,50X60/S=19	100	01240.120.060	M14X1,50X140/S=22	50	01240.140.140
M8X1,00X60	200	01240.080.060	M12X1,50X65/S=19	50	01240.120.065			
M8X1,00X70	200	01240.080.070	M12X1,50X70/S=19	50	01240.120.070	M16X1,50X55	50	01240.160.055
M8X1,00X80	200	01240.080.080	M12X1,50X80/S=19	50	01240.120.080	M16X1,50X60	50	01240.160.060
M8X1,00X90	100	01240.080.090	M12X1,50X90/S=19	50	01240.120.090	M16X1,50X65	25	01240.160.065
			M12X1,50X100/S=19	50	01240.120.100	M16X1,50X70	25	01240.160.070
M10X1,25X40/S=17	100	01240.100.040				M16X1,50X75	25	01240.160.075
M10X1,25X50/S=17	100	01240.100.050	M14X1,50X50/S=22	50	01240.140.050	M16X1,50X80	25	01240.160.080
M10X1,25X60/S=17	100	01240.100.060	M14X1,50X55/S=22	50	01240.140.055	M16X1,50X90	25	01240.160.090
M10X1,25X70/S=17	100	01240.100.070	M14X1,50X60/S=22	50	01240.140.060	M16X1,50X100	25	01240.160.100
M10X1,25X80/S=17	100	01240.100.080	M14X1,50X65/S=22	50	01240.140.065	M16X1,50X110	25	01240.160.110
M10X1,25X90/S=17	100	01240.100.090	M14X1,50X70/S=22	50	01240.140.070	M16X1,50X120	25	01240.160.120
M10X1,25X100/S=17	100	01240.100.100	M14X1,50X75/S=22	50	01240.140.075	M16X1,50X130	25	01240.160.130
M10X1,25X110/S=17	100	01240.100.110	M14X1,50X80/S=22	50	01240.140.080	M16X1,50X140	25	01240.160.140
			M14X1,50X90/S=22	50	01240.140.090	M16X1,50X150	25	01240.160.150
M12X1,50X45/S=19	100	01240.120.045	M14X1,50X100/S=22	50	01240.140.100			

01241 Šroub se šestihrannou hlavou MEF — A09A

Závit Metrický extra jemný závit
Materiál Ocel
Třída 8.8
Povrchová úprava Pozinkované žlutě pasivované

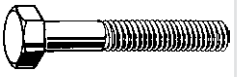

d x P x L	✉	Kód výrobku	d x P x L	✉	Kód výrobku	d x P x L	✉	Kód výrobku
M10X1,00X40/S=17	100	01241.100.040	M12X1,25X45/S=19	100	01241.120.045	M18X1,50X60	25	01241.180.060
M10X1,00X45/S=17	100	01241.100.045	M12X1,25X50/S=19	100	01241.120.050	M18X1,50X70	25	01241.180.070
M10X1,00X50/S=17	100	01241.100.050	M12X1,25X60/S=19	100	01241.120.060	M18X1,50X80	25	01241.180.080
M10X1,00X60/S=17	100	01241.100.060	M12X1,25X70/S=19	50	01241.120.070	M18X1,50X90	25	01241.180.090
M10X1,00X70/S=17	100	01241.100.070	M12X1,25X80/S=19	50	01241.120.080	M18X1,50X100	25	01241.180.100
M10X1,00X80/S=17	100	01241.100.080	M12X1,25X90/S=19	50	01241.120.090	M18X1,50X110	25	01241.180.110
M10X1,00X90/S=17	100	01241.100.090	M12X1,25X100/S=19	50	01241.120.100	M18X1,50X120	25	01241.180.120
M10X1,00X100/S=17	100	01241.100.100	M12X1,25X110/S=19	50	01241.120.110			
						M20X1,50X70	25	01241.200.070

01241 Šroub se šestihrannou hlavou MEF

d x P x L	✉	Kód výrobku	d x P x L	✉	Kód výrobku	d x P x L	✉	Kód výrobku
M20X1,50X80	25	01241.200.080	M20X1,50X110	25	01241.200.110	M20X1,50X150	25	01241.200.150
M20X1,50X90	25	01241.200.090	M20X1,50X120	25	01241.200.120			
M20X1,50X100	25	01241.200.100	M20X1,50X140	25	01241.200.140			

04160 Šroub se šestihrannou hlavou, MF — C02A

Závit Metrický jemný závit
Materiál Ocel
Třída 10.9

d x P x L	✉	Kód výrobku	d x P x L	✉	Kód výrobku	d x P x L	✉	Kód výrobku
M8X1,00X35	200	04160.080.035	M12X1,50X120/S=19	25	04160.120.120	M16X1,50X120	25	04160.160.120
M8X1,00X40	200	04160.080.040				M16X1,50X130	20	04160.160.130
M8X1,00X50	200	04160.080.050	M14X1,50X50/S=22	50	04160.140.050	M16X1,50X140	20	04160.160.140
M8X1,00X60	200	04160.080.060	M14X1,50X60/S=22	50	04160.140.060	M16X1,50X150	20	04160.160.150
M8X1,00X70	100	04160.080.070	M14X1,50X65/S=22	50	04160.140.065	M16X1,50X160	20	04160.160.160
M8X1,00X80	100	04160.080.080	M14X1,50X70/S=22	50	04160.140.070			
M8X1,00X90	100	04160.080.090	M14X1,50X80/S=22	25	04160.140.080	M24X2,00X80	15	04160.240.080
			M14X1,50X90/S=22	25	04160.140.090	M24X2,00X90	15	04160.240.090
M10X1,25X45/S=17	100	04160.100.045	M14X1,50X100/S=22	25	04160.140.100	M24X2,00X100	10	04160.240.100
M10X1,25X50/S=17	100	04160.100.050	M14X1,50X110/S=22	25	04160.140.110	M24X2,00X110	10	04160.240.110
M10X1,25X60/S=17	100	04160.100.060	M14X1,50X120/S=22	25	04160.140.120	M24X2,00X120	10	04160.240.120
M10X1,25X70/S=17	100	04160.100.070				M24X2,00X130	10	04160.240.130
M10X1,25X80/S=17	100	04160.100.080	M16X1,50X50	25	04160.160.050	M24X2,00X140	10	04160.240.140
M10X1,25X90/S=17	100	04160.100.090	M16X1,50X55	25	04160.160.055	M24X2,00X150	10	04160.240.150
M10X1,25X100/S=17	100	04160.100.100	M16X1,50X60	25	04160.160.060	M24X2,00X160	10	04160.240.160
			M16X1,50X65	25	04160.160.065	M24X2,00X180	10	04160.240.180
M12X1,50X50/S=19	50	04160.120.050	M16X1,50X70	25	04160.160.070	M24X2,00X200	10	04160.240.200
M12X1,50X60/S=19	50	04160.120.060	M16X1,50X80	25	04160.160.080			
M12X1,50X70/S=19	50	04160.120.070	M16X1,50X90	25	04160.160.090	M27X2,00X190	10	04160.270.190
M12X1,50X80/S=19	50	04160.120.080	M16X1,50X100	25	04160.160.100			
M12X1,50X90/S=19	50	04160.120.090	M16X1,50X110	25	04160.160.110	M30X2,00X140	5	04160.300.140
M12X1,50X100/S=19	50	04160.120.100						

- UPOZORNĚNÍ: Elektrolytické pokovení těchto produktů může způsobit vodíkovou křehkost.

04161 Šroub se šestihrannou hlavou MEF — C02A

Závit Metrický extra jemný závit
Materiál Ocel
Třída 10.9

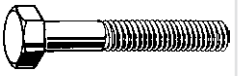

d x P x L	✉	Kód výrobku	d x P x L	✉	Kód výrobku	d x P x L	✉	Kód výrobku
M10X1,00X50/S=17	100	04161.100.050	M18X1,50X80	25	04161.180.080	M20X1,50X70	25	04161.200.070
M10X1,00X60/S=17	100	04161.100.060	M18X1,50X90	25	04161.180.090	M20X1,50X80	25	04161.200.080
M10X1,00X70/S=17	100	04161.100.070	M18X1,50X100	25	04161.180.100	M20X1,50X90	25	04161.200.090
M10X1,00X80/S=17	100	04161.100.080	M18X1,50X110	15	04161.180.110	M20X1,50X100	25	04161.200.100
M10X1,00X90/S=17	50	04161.100.090	M18X1,50X120	15	04161.180.120	M20X1,50X110	10	04161.200.110
M10X1,00X100/S=17	50	04161.100.100	M18X1,50X130	15	04161.180.130	M20X1,50X120	10	04161.200.120
			M18X1,50X140	10	04161.180.140	M20X1,50X130	10	04161.200.130
M18X1,50X60	25	04161.180.060	M18X1,50X150	10	04161.180.150	M20X1,50X140	10	04161.200.140
M18X1,50X70	25	04161.180.070	M18X1,50X160	10	04161.180.160	M20X1,50X150	10	04161.200.150
M18X1,50X75	25	04161.180.075				M20X1,50X160	10	04161.200.160

- UPOZORNĚNÍ: Elektrolytické pokovení těchto produktů může způsobit vodíkovou křehkost.

Šroub se šestihrannou hlavou MF

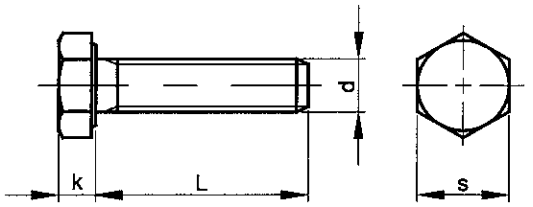

ISO	**8676**
DIN	961
NEN	1568
NF	E25-151



Technické údaje

d	k	s	d	k	s
M8	5.3	13	**M18**	11.5	27
M10 (DIN)	6.4	17	**M20**	12.5	30
M12 (DIN)	7.5	19	**M22 (DIN)**	14	32
M14 (DIN)	8.8	22	**M24**	15	36
M16	10	24			

Skupiny produktů

Závit	Typ drážky	Materiál	Třída	Povrchová úprava	Kód	Strana
MF	S vnějším šestihranem	Oc	8.8		01070	1-39
MEF	S vnějším šestihranem	Oc	8.8		01071	1-39
MF	S vnějším šestihranem	Oc	8.8	Zn žl	01250	1-40
MEF	S vnějším šestihranem	Oc	8.8	Zn žl	01251	1-40
MF	S vnějším šestihranem	Oc	10.9		04170	1-40
MEF	S vnějším šestihranem	Oc	10.9		04171	1-41

01070 Šroub se šestihrannou hlavou MF — A09A

Závit Metrický jemný závit
Materiál Ocel
Třída 8.8

d x P x L	✉	Kód výrobku	d x P x L	✉	Kód výrobku	d x P x L	✉	Kód výrobku
M8X1,00X16	200	01070.080.016				M14X1,50X45/S=22	50	01070.140.045
M8X1,00X20	200	01070.080.020	M12X1,50X20/S=19	100	01070.120.020	M14X1,50X50/S=22	50	01070.140.050
M8X1,00X25	200	01070.080.025	M12X1,50X25/S=19	100	01070.120.025	M14X1,50X60/S=22	50	01070.140.060
M8X1,00X30	200	01070.080.030	M12X1,50X30/S=19	100	01070.120.030			
M8X1,00X35	200	01070.080.035	M12X1,50X35/S=19	100	01070.120.035	M16X1,50X20	50	01070.160.020
M8X1,00X40	200	01070.080.040	M12X1,50X40/S=19	100	01070.120.040	M16X1,50X25	50	01070.160.025
			M12X1,50X45/S=19	100	01070.120.045	M16X1,50X30	50	01070.160.030
M10X1,25X20/S=17	200	01070.100.020	M12X1,50X50/S=19	100	01070.120.050	M16X1,50X35	50	01070.160.035
M10X1,25X25/S=17	200	01070.100.025	M12X1,50X60/S=19	100	01070.120.060	M16X1,50X40	50	01070.160.040
M10X1,25X30/S=17	200	01070.100.030				M16X1,50X45	50	01070.160.045
M10X1,25X35/S=17	100	01070.100.035	M14X1,50X20/S=22	100	01070.140.020	M16X1,50X50	50	01070.160.050
M10X1,25X40/S=17	100	01070.100.040	M14X1,50X25/S=22	100	01070.140.025	M16X1,50X60	50	01070.160.060
M10X1,25X45/S=17	100	01070.100.045	M14X1,50X30/S=22	100	01070.140.030	M16X1,50X70	25	01070.160.070
M10X1,25X50/S=17	100	01070.100.050	M14X1,50X35/S=22	100	01070.140.035	M16X1,50X80	25	01070.160.080
M10X1,25X60/S=17	100	01070.100.060	M14X1,50X40/S=22	100	01070.140.040	M16X1,50X120	25	01070.160.120

01071 Šroub se šestihrannou hlavou MEF — A09A

Závit Metrický extra jemný závit
Materiál Ocel
Třída 8.8

d x P x L	✉	Kód výrobku	d x P x L	✉	Kód výrobku	d x P x L	✉	Kód výrobku
M10X1,00X20/S=17	200	01071.100.020	M12X1,25X40/S=19	100	01071.120.040	M18X1,50X80	25	01071.180.080
M10X1,00X25/S=17	200	01071.100.025	M12X1,25X50/S=19	100	01071.120.050			
M10X1,00X30/S=17	200	01071.100.030				M20X1,50X40	25	01071.200.040
M10X1,00X35/S=17	100	01071.100.035	M18X1,50X35	50	01071.180.035	M20X1,50X45	25	01071.200.045
M10X1,00X40/S=17	100	01071.100.040	M18X1,50X40	50	01071.180.040	M20X1,50X50	25	01071.200.050
			M18X1,50X45	50	01071.180.045	M20X1,50X60	25	01071.200.060
M12X1,25X25/S=19	100	01071.120.025	M18X1,50X50	50	01071.180.050	M20X1,50X70	25	01071.200.070
M12X1,25X30/S=19	100	01071.120.030	M18X1,50X60	25	01071.180.060	M20X1,50X80	25	01071.200.080
M12X1,25X35/S=19	100	01071.120.035	M18X1,50X70	25	01071.180.070			

01250 Šroub se šestihrannou hlavou MF — A09A

Závit Metrický jemný závit
Materiál Ocel
Třída 8.8
Povrchová úprava Pozinkované žlutě pasivované

d x P x L	✉	Kód výrobku	d x P x L	✉	Kód výrobku	d x P x L	✉	Kód výrobku
M8X1,00X20	200	01250.080.020	M12X1,50X20/S=19	100	01250.120.020	M14X1,50X45/S=22	50	01250.140.045
M8X1,00X25	200	01250.080.025	M12X1,50X25/S=19	100	01250.120.025	M14X1,50X50/S=22	50	01250.140.050
M8X1,00X30	200	01250.080.030	M12X1,50X30/S=19	100	01250.120.030	M14X1,50X60/S=22	50	01250.140.060
M8X1,00X35	200	01250.080.035	M12X1,50X35/S=19	100	01250.120.035			
M8X1,00X40	200	01250.080.040	M12X1,50X40/S=19	100	01250.120.040	M16X1,50X20	50	01250.160.020
			M12X1,50X45/S=19	100	01250.120.045	M16X1,50X25	50	01250.160.025
M10X1,25X20/S=17	200	01250.100.020	M12X1,50X50/S=19	100	01250.120.050	M16X1,50X30	50	01250.160.030
M10X1,25X25/S=17	200	01250.100.025	M12X1,50X60/S=19	100	01250.120.060	M16X1,50X35	50	01250.160.035
M10X1,25X30/S=17	200	01250.100.030				M16X1,50X40	50	01250.160.040
M10X1,25X35/S=17	100	01250.100.035	M14X1,50X20/S=22	100	01250.140.020	M16X1,50X45	50	01250.160.045
M10X1,25X40/S=17	100	01250.100.040	M14X1,50X25/S=22	100	01250.140.025	M16X1,50X50	50	01250.160.050
M10X1,25X45/S=17	100	01250.100.045	M14X1,50X30/S=22	100	01250.140.030	M16X1,50X60	50	01250.160.060
M10X1,25X50/S=17	100	01250.100.050	M14X1,50X35/S=22	100	01250.140.035	M16X1,50X70	25	01250.160.070
			M14X1,50X40/S=22	100	01250.140.040			

01251 Šroub se šestihrannou hlavou MEF — A09A

Závit Metrický extra jemný závit
Materiál Ocel
Třída 8.8
Povrchová úprava Pozinkované žlutě pasivované

d x P x L	✉	Kód výrobku	d x P x L	✉	Kód výrobku	d x P x L	✉	Kód výrobku
M10X1,00X20/S=17	200	01251.100.020	M12X1,25X40/S=19	100	01251.120.040	M18X1,50X70	25	01251.180.070
M10X1,00X25/S=17	200	01251.100.025	M12X1,25X45/S=19	100	01251.120.045	M18X1,50X80	25	01251.180.080
M10X1,00X30/S=17	200	01251.100.030	M12X1,25X50/S=19	100	01251.120.050			
M10X1,00X35/S=17	100	01251.100.035				M20X1,50X40	25	01251.200.040
M10X1,00X40/S=17	100	01251.100.040	M18X1,50X35	50	01251.180.035	M20X1,50X50	25	01251.200.050
			M18X1,50X40	50	01251.180.040	M20X1,50X60	25	01251.200.060
M12X1,25X25/S=19	100	01251.120.025	M18X1,50X45	50	01251.180.045	M20X1,50X70	25	01251.200.070
M12X1,25X30/S=19	100	01251.120.030	M18X1,50X50	50	01251.180.050	M20X1,50X80	25	01251.200.080
M12X1,25X35/S=19	100	01251.120.035	M18X1,50X60	25	01251.180.060			

04170 Šroub se šestihrannou hlavou MF — C02A

Závit Metrický jemný závit
Materiál Ocel
Třída 10.9

RoHS

d x P x L	✉	Kód výrobku	d x P x L	✉	Kód výrobku	d x P x L	✉	Kód výrobku
M8X1,00X20	200	04170.080.020	M12X1,50X25/S=19	100	04170.120.025	M16X1,50X30	50	04170.160.030
M8X1,00X25	200	04170.080.025	M12X1,50X30/S=19	100	04170.120.030	M16X1,50X35	50	04170.160.035
M8X1,00X30	200	04170.080.030	M12X1,50X35/S=19	100	04170.120.035	M16X1,50X40	50	04170.160.040
M8X1,00X35	200	04170.080.035	M12X1,50X40/S=19	100	04170.120.040	M16X1,50X45	50	04170.160.045
M8X1,00X40	200	04170.080.040				M16X1,50X50	25	04170.160.050
			M14X1,50X25/S=22	50	04170.140.025	M16X1,50X55	25	04170.160.055
M10X1,25X20/S=17	200	04170.100.020	M14X1,50X30/S=22	50	04170.140.030	M16X1,50X60	25	04170.160.060
M10X1,25X25/S=17	200	04170.100.025	M14X1,50X35/S=22	50	04170.140.035			
M10X1,25X30/S=17	100	04170.100.030	M14X1,50X40/S=22	50	04170.140.040	M24X2,00X45	25	04170.240.045
M10X1,25X35/S=17	100	04170.100.035	M14X1,50X45/S=22	50	04170.140.045	M24X2,00X50	25	04170.240.050
M10X1,25X40/S=17	100	04170.100.040	M14X1,50X50/S=22	50	04170.140.050	M24X2,00X60	25	04170.240.060
			M14X1,50X60/S=22	50	04170.140.060	M24X2,00X70	25	04170.240.070
M12X1,50X20/S=19	100	04170.120.020						

- UPOZORNĚNÍ: Elektrolytické pokovení těchto produktů může způsobit vodíkovou křehkost.

04171 Šroub se šestihrannou hlavou MEF **C02A**

Závit Metrický extra jemný závit
Materiál Ocel
Třída 10.9

d x P x L	✉	Kód výrobku	d x P x L	✉	Kód výrobku	d x P x L	✉	Kód výrobku
M10X1,00X20/S=17	100	04171.100.020	M12X1,25X30/S=19	50	04171.120.030	M18X1,50X60	25	04171.180.060
M10X1,00X25/S=17	100	04171.100.025	M12X1,25X35/S=19	50	04171.120.035			
M10X1,00X30/S=17	100	04171.100.030	M12X1,25X40/S=19	50	04171.120.040	M20X1,50X40	25	04171.200.040
M10X1,00X35/S=17	100	04171.100.035				M20X1,50X45	25	04171.200.045
M10X1,00X40/S=17	100	04171.100.040	M18X1,50X40	25	04171.180.040	M20X1,50X50	25	04171.200.050
			M18X1,50X50	25	04171.180.050	M20X1,50X60	25	04171.200.060
M12X1,25X25/S=19	50	04171.120.025						

- UPOZORNĚNÍ: Elektrolytické pokovení těchto produktů může způsobit vodíkovou křehkost.

Šroub s šestihrannou hlavou UNC

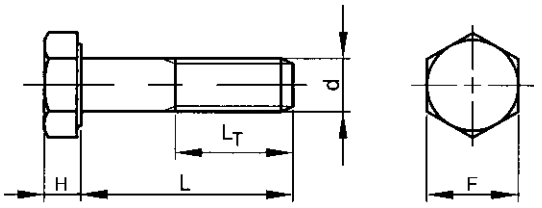

ASME **≈B18.2.1**
BS ≈1768

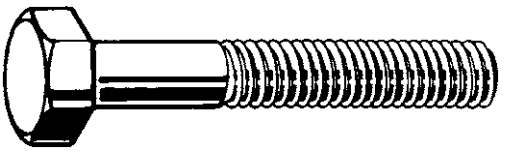

Technické údaje

d	L_T (min.): L≤6 Inch	L_T (min.): L>6 Inch	F	H	Závitů na palec
1/4	0.75	1	7/16	5/32	20
5/16	0.875	1.125	1/2	13/64	18
3/8	1	1.25	9/16	15/64	16
7/16	1.125	1.375	5/8	9/32	14
1/2	1.25	1.5	3/4	5/16	13
9/16	1.375	1.625	13/16	23/64	12
5/8	1.5	1.75	15/16	25/64	11
3/4	1.75	2	1.1/8	15/32	10
7/8	2	2.25	1.5/16	35/64	9
1 Inch	2.25	2.5	1.1/2	39/64	8
1.1/8	2.5	2.75	1.11/16	11/16	7
1.1/4	2.75	3	1.7/8	25/32	7
1.1/2	3.25	3.5	2.1/4	15/16	6

Skupiny produktů

Závit	Typ drážky	Materiál	Třída	Povrchová úprava	Kód	Strana
UNC	S vnějším šestihranem	Oc	Grade 2		U08200	1-41
UNC	S vnějším šestihranem	Oc	Grade 2	Zn	U08210	1-42
UNC	S vnějším šestihranem	Oc	Grade 5		U01000	1-43
UNC	S vnějším šestihranem	Oc	Grade 5	Zn	U01200	1-44
UNC	S vnějším šestihranem	Oc	Grade 8		U04104	1-46
UNC	S vnějším šestihranem	Oc	Grade 8	Zn žl	U04100	1-47
UNC	S vnějším šestihranem	NO A2 (AISI304/18-8)	F593		U51000	1-49
UNC	S vnějším šestihranem	NO A4 (AISI316/18-10)	F593		U55000	1-50

U08200 Šroub s šestihrannou hlavou UNC **X01A**

Závit Unified National Coarse
Materiál Ocel
Třída Grade 2

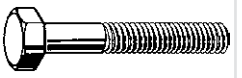

d x L	✉	Kód výrobku	d x L	✉	Kód výrobku	d x L	✉	Kód výrobku
1/2-13X3/4 ft *	25	U08200.050.0075	1/2-13X2.1/4 *	10	U08200.050.0225	1/2-13X3.3/4 *	10	U08200.050.0375
1/2-13X1 Inch ft *	25	U08200.050.0100	1/2-13X2.1/2 *	10	U08200.050.0250	1/2-13X4 Inch *	5	U08200.050.0400
1/2-13X1.1/4 ft *	25	U08200.050.0125	1/2-13X2.3/4 *	10	U08200.050.0275	1/2-13X4.1/2 *	5	U08200.050.0450
1/2-13X1.1/2 *	25	U08200.050.0150	1/2-13X3 Inch *	10	U08200.050.0300	1/2-13X5 Inch *	5	U08200.050.0500
1/2-13X1.3/4 *	25	U08200.050.0175	1/2-13X3.1/4 *	10	U08200.050.0325	1/2-13X5.1/2 *	5	U08200.050.0550
1/2-13X2 Inch *	10	U08200.050.0200	1/2-13X3.1/2 *	10	U08200.050.0350	1/2-13X6 Inch *	5	U08200.050.0600

U08200 Šroub s šestihrannou hlavou UNC

d x L	✉	Kód výrobku	d x L	✉	Kód výrobku	d x L	✉	Kód výrobku
1/2-13X7 Inch *	5	U08200.050.0700	3/4-10X6 Inch *	5	U08200.075.0600	5/16-18X4 Inch *	25	U08200.031.0400
						5/16-18X4.1/2 *	25	U08200.031.0450
1/4-20X1/2 ft *	100	U08200.025.0050	3/8-16X1/2 ft *	50	U08200.037.0050	5/16-18X5 Inch *	25	U08200.031.0500
1/4-20X5/8 ft *	100	U08200.025.0062	3/8-16X5/8 ft *	50	U08200.037.0062	5/16-18X5.1/2 *	25	U08200.031.0550
1/4-20X3/4 ft *	100	U08200.025.0075	3/8-16X3/4 ft *	50	U08200.037.0075	5/16-18X6 Inch *	25	U08200.031.0600
1/4-20X7/8 *	100	U08200.025.0087	3/8-16X7/8 ft *	50	U08200.037.0087			
1/4-20X1 Inch *	100	U08200.025.0100	3/8-16X1 Inch ft *	50	U08200.037.0100	5/8-11X1 Inch ft *	10	U08200.062.0100
1/4-20X1.1/4 *	100	U08200.025.0125	3/8-16X1.1/4 *	50	U08200.037.0125	5/8-11X1.1/4 ft *	10	U08200.062.0125
1/4-20X1.1/2 *	100	U08200.025.0150	3/8-16X1.1/2 *	50	U08200.037.0150	5/8-11X1.1/2 ft *	10	U08200.062.0150
1/4-20X1.3/4 *	100	U08200.025.0175	3/8-16X1.3/4 *	50	U08200.037.0175	5/8-11X1.3/4 *	10	U08200.062.0175
1/4-20X2 Inch *	50	U08200.025.0200	3/8-16X2 Inch *	25	U08200.037.0200	5/8-11X2 Inch *	5	U08200.062.0200
1/4-20X2.1/4 *	50	U08200.025.0225	3/8-16X2.1/4 *	25	U08200.037.0225	5/8-11X2.1/4 *	5	U08200.062.0225
1/4-20X2.1/2 *	50	U08200.025.0250	3/8-16X2.1/2 *	25	U08200.037.0250	5/8-11X2.1/2 *	5	U08200.062.0250
1/4-20X2.3/4 *	50	U08200.025.0275	3/8-16X2.3/4 *	25	U08200.037.0275	5/8-11X2.3/4 *	5	U08200.062.0275
1/4-20X3 Inch *	50	U08200.025.0300	3/8-16X3 Inch *	25	U08200.037.0300	5/8-11X3 Inch *	5	U08200.062.0300
1/4-20X3.1/4 *	50	U08200.025.0325	3/8-16X3.1/4 *	25	U08200.037.0325	5/8-11X3.1/4 *	5	U08200.062.0325
1/4-20X3.1/2 *	50	U08200.025.0350	3/8-16X3.1/2 *	25	U08200.037.0350	5/8-11X3.1/2 *	5	U08200.062.0350
1/4-20X3.3/4 *	50	U08200.025.0375	3/8-16X3.3/4 *	25	U08200.037.0375	5/8-11X3.3/4 *	5	U08200.062.0375
1/4-20X4 Inch *	25	U08200.025.0400	3/8-16X4 Inch *	10	U08200.037.0400	5/8-11X4 Inch *	5	U08200.062.0400
1/4-20X4.1/2 *	25	U08200.025.0450	3/8-16X4.1/2 *	10	U08200.037.0450	5/8-11X4.1/2 *	5	U08200.062.0450
1/4-20X5 Inch *	25	U08200.025.0500	3/8-16X5 Inch *	10	U08200.037.0500	5/8-11X5 Inch *	5	U08200.062.0500
1/4-20X5.1/2 *	25	U08200.025.0550	3/8-16X5.1/2 *	10	U08200.037.0550	5/8-11X5.1/2 *	5	U08200.062.0550
1/4-20X6 Inch *	25	U08200.025.0600	3/8-16X6 Inch *	10	U08200.037.0600	5/8-11X6 Inch *	5	U08200.062.0600
3/4-10X1 Inch ft *	10	U08200.075.0100	5/16-18X1/2 ft *	100	U08200.031.0050	7/16-14X1 Inch ft *	25	U08200.043.0100
3/4-10X1.1/4 ft *	10	U08200.075.0125	5/16-18X5/8 ft *	100	U08200.031.0062	7/16-14X1.1/4 *	25	U08200.043.0125
3/4-10X1.1/2 ft *	10	U08200.075.0150	5/16-18X3/4 ft *	100	U08200.031.0075	7/16-14X1.1/2 *	25	U08200.043.0150
3/4-10X1.3/4 ft *	10	U08200.075.0175	5/16-18X7/8 ft *	100	U08200.031.0087	7/16-14X1.3/4 *	25	U08200.043.0175
3/4-10X2 Inch *	5	U08200.075.0200	5/16-18X1 Inch *	100	U08200.031.0100	7/16-14X2 Inch *	25	U08200.043.0200
3/4-10X2.1/4 *	5	U08200.075.0225	5/16-18X1.1/4 *	100	U08200.031.0125	7/16-14X2.1/4 *	10	U08200.043.0225
3/4-10X2.1/2 *	5	U08200.075.0250	5/16-18X1.1/2 *	100	U08200.031.0150	7/16-14X2.1/2 *	10	U08200.043.0250
3/4-10X2.3/4 *	5	U08200.075.0275	5/16-18X1.3/4 *	50	U08200.031.0175	7/16-14X2.3/4 *	10	U08200.043.0275
3/4-10X3 Inch *	5	U08200.075.0300	5/16-18X2 Inch *	50	U08200.031.0200	7/16-14X3 Inch *	10	U08200.043.0300
3/4-10X3.1/4 *	5	U08200.075.0325	5/16-18X2.1/4 *	50	U08200.031.0225	7/16-14X3.1/2 *	10	U08200.043.0350
3/4-10X3.1/2 *	5	U08200.075.0350	5/16-18X2.1/2 *	50	U08200.031.0250	7/16-14X4 Inch *	10	U08200.043.0400
3/4-10X3.3/4 *	5	U08200.075.0375	5/16-18X2.3/4 *	50	U08200.031.0275	7/16-14X4.1/2 *	10	U08200.043.0450
3/4-10X4 Inch *	5	U08200.075.0400	5/16-18X3 Inch *	50	U08200.031.0300	7/16-14X5 Inch *	10	U08200.043.0500
3/4-10X4.1/2 *	5	U08200.075.0450	5/16-18X3.1/4 *	50	U08200.031.0325	7/16-14X5.1/2 *	10	U08200.043.0550
3/4-10X5 Inch *	5	U08200.075.0500	5/16-18X3.1/2 *	50	U08200.031.0350	7/16-14X6 Inch *	5	U08200.043.0600
3/4-10X5.1/2 *	5	U08200.075.0550	5/16-18X3.3/4 *	25	U08200.031.0375			

- ft = s plným závitem

U08210 Šroub s šestihrannou hlavou UNC

X01A

Závit	Unified National Coarse
Materiál	Ocel
Třída	Grade 2
Povrchová úprava	Pozinkované

d x L	✉	Kód výrobku	d x L	✉	Kód výrobku	d x L	✉	Kód výrobku
1/4-20X1/2 ft*	100	U08210.025.0050	5/16-18X1.3/4*	50	U08210.031.0175	3/8-16X3.1/2*	25	U08210.037.0350
1/4-20X5/8 ft*	100	U08210.025.0062	5/16-18X2 Inch*	50	U08210.031.0200	3/8-16X3.3/4*	25	U08210.037.0375
1/4-20X3/4 ft*	100	U08210.025.0075	5/16-18X2.1/4*	50	U08210.031.0225	3/8-16X4 Inch*	10	U08210.037.0400
1/4-20X7/8*	100	U08210.025.0087	5/16-18X2.1/2*	50	U08210.031.0250	3/8-16X4.1/2*	10	U08210.037.0450
1/4-20X1 Inch*	100	U08210.025.0100	5/16-18X2.3/4*	50	U08210.031.0275	3/8-16X5 Inch*	10	U08210.037.0500
1/4-20X1.1/4*	100	U08210.025.0125	5/16-18X3 Inch*	50	U08210.031.0300	3/8-16X5.1/2*	10	U08210.037.0550
1/4-20X1.1/2*	100	U08210.025.0150	5/16-18X3.1/4*	50	U08210.031.0325	3/8-16X6 Inch*	10	U08210.037.0600
1/4-20X1.3/4*	100	U08210.025.0175	5/16-18X3.1/2*	50	U08210.031.0350			
1/4-20X2 Inch*	50	U08210.025.0200	5/16-18X3.3/4*	25	U08210.031.0375	7/16-14X3/4 ft*	25	U08210.043.0075
1/4-20X2.1/4*	50	U08210.025.0225	5/16-18X4 Inch*	25	U08210.031.0400	7/16-14X1 Inch ft*	25	U08210.043.0100
1/4-20X2.1/2*	50	U08210.025.0250	5/16-18X4.1/2*	25	U08210.031.0450	7/16-14X1.1/4*	25	U08210.043.0125
1/4-20X2.3/4*	50	U08210.025.0275	5/16-18X5 Inch*	25	U08210.031.0500	7/16-14X1.1/2*	25	U08210.043.0150
1/4-20X3 Inch*	50	U08210.025.0300	5/16-18X5.1/2*	25	U08210.031.0550	7/16-14X1.3/4*	25	U08210.043.0175
1/4-20X3.1/4*	50	U08210.025.0325	5/16-18X6 Inch*	25	U08210.031.0600	7/16-14X2 Inch*	25	U08210.043.0200
1/4-20X3.1/2*	50	U08210.025.0350				7/16-14X2.1/4*	10	U08210.043.0225
1/4-20X3.3/4*	50	U08210.025.0375	3/8-16X1/2 ft*	50	U08210.037.0050	7/16-14X2.1/2*	10	U08210.043.0250
1/4-20X4 Inch*	25	U08210.025.0400	3/8-16X5/8 ft*	50	U08210.037.0062	7/16-14X2.3/4*	10	U08210.043.0275
1/4-20X4.1/2*	25	U08210.025.0450	3/8-16X3/4 ft*	50	U08210.037.0075	7/16-14X3 Inch*	10	U08210.043.0300
1/4-20X5 Inch*	25	U08210.025.0500	3/8-16X7/8 ft*	50	U08210.037.0087	7/16-14X3.1/2*	10	U08210.043.0350
1/4-20X5.1/2*	25	U08210.025.0550	3/8-16X1 Inch ft*	50	U08210.037.0100	7/16-14X4 Inch*	10	U08210.043.0400
1/4-20X6 Inch*	25	U08210.025.0600	3/8-16X1.1/4*	50	U08210.037.0125	7/16-14X4.1/2*	10	U08210.043.0450
			3/8-16X1.1/2*	50	U08210.037.0150	7/16-14X5 Inch*	10	U08210.043.0500
5/16-18X1/2 ft*	100	U08210.031.0050	3/8-16X1.3/4*	50	U08210.037.0175	7/16-14X5.1/2*	10	U08210.043.0550
5/16-18X5/8 ft*	100	U08210.031.0062	3/8-16X2 Inch*	25	U08210.037.0200	7/16-14X6 Inch*	5	U08210.043.0600
5/16-18X3/4 ft*	100	U08210.031.0075	3/8-16X2.1/4*	25	U08210.037.0225			
5/16-18X7/8 ft*	100	U08210.031.0087	3/8-16X2.1/2*	25	U08210.037.0250	1/2-13X3/4 ft*	25	U08210.050.0075
5/16-18X1 Inch*	100	U08210.031.0100	3/8-16X2.3/4*	25	U08210.037.0275	1/2-13X1 Inch ft*	25	U08210.050.0100
5/16-18X1.1/4*	100	U08210.031.0125	3/8-16X3 Inch*	25	U08210.037.0300	1/2-13X1.1/4 ft*	25	U08210.050.0125
5/16-18X1.1/2*	100	U08210.031.0150	3/8-16X3.1/4*	25	U08210.037.0325	1/2-13X1.1/2*	25	U08210.050.0150

U08210 Šroub s šestihrannou hlavou UNC

d x L	✉	Kód výrobku
1/2-13X1.3/4*	25	U08210.050.0175
1/2-13X2 Inch*	10	U08210.050.0200
1/2-13X2.1/4*	10	U08210.050.0225
1/2-13X2.1/2*	10	U08210.050.0250
1/2-13X2.3/4*	10	U08210.050.0275
1/2-13X3 Inch*	10	U08210.050.0300
1/2-13X3.1/4*	10	U08210.050.0325
1/2-13X3.1/2*	10	U08210.050.0350
1/2-13X3.3/4*	10	U08210.050.0375
1/2-13X4 Inch*	5	U08210.050.0400
1/2-13X4.1/2*	5	U08210.050.0450
1/2-13X5 Inch*	5	U08210.050.0500
1/2-13X5.1/2*	5	U08210.050.0550
1/2-13X6 Inch*	5	U08210.050.0600
5/8-11X1 Inch ft*	10	U08210.062.0100
5/8-11X1.1/4 ft*	10	U08210.062.0125
5/8-11X1.1/2 ft*	10	U08210.062.0150
5/8-11X1.3/4*	10	U08210.062.0175
5/8-11X2 Inch*	5	U08210.062.0200
5/8-11X2.1/4*	5	U08210.062.0225
5/8-11X2.1/2*	5	U08210.062.0250
5/8-11X2.3/4*	5	U08210.062.0275
5/8-11X3 Inch*	5	U08210.062.0300
5/8-11X3.1/4*	5	U08210.062.0325
5/8-11X3.1/2*	5	U08210.062.0350
5/8-11X3.3/4*	5	U08210.062.0375
5/8-11X4 Inch*	5	U08210.062.0400
5/8-11X4.1/2*	5	U08210.062.0450
5/8-11X5 Inch*	5	U08210.062.0500
5/8-11X5.1/2*	5	U08210.062.0550
5/8-11X6 Inch*	5	U08210.062.0600
3/4-10X1 Inch ft*	10	U08210.075.0100
3/4-10X1.1/4 ft*	10	U08210.075.0125
3/4-10X1.1/2 ft*	10	U08210.075.0150
3/4-10X1.3/4 ft*	10	U08210.075.0175
3/4-10X2 Inch*	5	U08210.075.0200
3/4-10X2.1/4*	5	U08210.075.0225
3/4-10X2.1/2*	5	U08210.075.0250
3/4-10X2.3/4*	5	U08210.075.0275
3/4-10X3 Inch*	5	U08210.075.0300
3/4-10X3.1/4*	5	U08210.075.0325
3/4-10X3.1/2*	5	U08210.075.0350
3/4-10X3.3/4*	5	U08210.075.0375
3/4-10X4 Inch*	5	U08210.075.0400
3/4-10X4.1/2*	5	U08210.075.0450
3/4-10X5 Inch*	5	U08210.075.0500
3/4-10X5.1/2*	5	U08210.075.0550
3/4-10X6 Inch*	5	U08210.075.0600

- ft = s plným závitem

U01000 Šroub s šestihrannou hlavou UNC

X01A

Závit Unified National Coarse
Materiál Ocel
Třída Grade 5

d x L	✉	Kód výrobku
1/4-20X1/2 ft*	100	U01000.025.0050
1/4-20X5/8 ft*	100	U01000.025.0062
1/4-20X3/4 ft*	100	U01000.025.0075
1/4-20X7/8*	100	U01000.025.0087
1/4-20X1 Inch*	100	U01000.025.0100
1/4-20X1.1/4*	100	U01000.025.0125
1/4-20X1.3/8*	100	U01000.025.0137
1/4-20X1.1/2*	100	U01000.025.0150
1/4-20X1.5/8*	100	U01000.025.0162
1/4-20X1.3/4*	100	U01000.025.0175
1/4-20X2 Inch*	50	U01000.025.0200
1/4-20X2.1/4*	50	U01000.025.0225
1/4-20X2.1/2*	50	U01000.025.0250
1/4-20X2.3/4*	50	U01000.025.0275
1/4-20X3 Inch*	50	U01000.025.0300
1/4-20X3.1/4*	50	U01000.025.0325
1/4-20X3.1/2*	50	U01000.025.0350
1/4-20X3.3/4*	50	U01000.025.0375
1/4-20X4 Inch*	25	U01000.025.0400
1/4-20X4.1/4*	25	U01000.025.0425
1/4-20X4.1/2*	25	U01000.025.0450
1/4-20X5 Inch*	25	U01000.025.0500
1/4-20X5.1/2*	25	U01000.025.0550
1/4-20X6 Inch*	25	U01000.025.0600
5/16-18X1/2 ft*	100	U01000.031.0050
5/16-18X5/8 ft*	100	U01000.031.0062
5/16-18X3/4 ft*	100	U01000.031.0075
5/16-18X7/8 ft*	100	U01000.031.0087
5/16-18X1 Inch*	100	U01000.031.0100
5/16-18X1.1/4*	100	U01000.031.0125
5/16-18X1.3/8*	100	U01000.031.0137
5/16-18X1.1/2*	100	U01000.031.0150
5/16-18X1.5/8*	100	U01000.031.0162
5/16-18X1.3/4*	50	U01000.031.0175
5/16-18X2 Inch*	50	U01000.031.0200
5/16-18X2.1/4*	50	U01000.031.0225
5/16-18X2.1/2*	50	U01000.031.0250
5/16-18X2.3/4*	50	U01000.031.0275
5/16-18X3 Inch*	50	U01000.031.0300
5/16-18X3.1/4*	50	U01000.031.0325
5/16-18X3.1/2*	50	U01000.031.0350
5/16-18X3.3/4*	25	U01000.031.0375
5/16-18X4 Inch*	25	U01000.031.0400
5/16-18X4.1/4*	25	U01000.031.0425
5/16-18X4.1/2*	25	U01000.031.0450
5/16-18X5 Inch*	25	U01000.031.0500
5/16-18X5.1/2*	25	U01000.031.0550
5/16-18X6 Inch*	25	U01000.031.0600
5/16-18X7 Inch*	10	U01000.031.0700
5/16-18X8 Inch*	5	U01000.031.0800
3/8-16X1/2 ft*	50	U01000.037.0050
3/8-16X5/8 ft*	50	U01000.037.0062
3/8-16X3/4 ft*	50	U01000.037.0075
3/8-16X7/8 ft*	50	U01000.037.0087
3/8-16X1 Inch ft*	50	U01000.037.0100
3/8-16X1.1/4*	50	U01000.037.0125
3/8-16X1.1/2*	50	U01000.037.0150
3/8-16X1.3/4*	50	U01000.037.0175
3/8-16X2 Inch*	25	U01000.037.0200
3/8-16X2.1/4*	25	U01000.037.0225
3/8-16X2.1/2*	25	U01000.037.0250
3/8-16X2.3/4*	25	U01000.037.0275
3/8-16X3 Inch*	25	U01000.037.0300
3/8-16X3.1/4*	25	U01000.037.0325
3/8-16X3.1/2*	25	U01000.037.0350
3/8-16X3.3/4*	25	U01000.037.0375
3/8-16X4 Inch*	10	U01000.037.0400
3/8-16X4.1/4*	10	U01000.037.0425
3/8-16X4.1/2*	10	U01000.037.0450
3/8-16X4.3/4*	10	U01000.037.0475
3/8-16X5 Inch*	10	U01000.037.0500
3/8-16X5.1/2*	10	U01000.037.0550
3/8-16X5.3/4*	10	U01000.037.0575
3/8-16X6 Inch*	10	U01000.037.0600
3/8-16X6.1/2*	10	U01000.037.0650
3/8-16X7 Inch*	10	U01000.037.0700
3/8-16X8 Inch*	5	U01000.037.0800
3/8-16X8.1/2*	5	U01000.037.0850
3/8-16X9 Inch*	5	U01000.037.0900
3/8-16X10 Inch*	5	U01000.037.1000
3/8-16X12 Inch*	5	U01000.037.1200
7/16-14X3/4 ft*	25	U01000.043.0075
7/16-14X7/8 ft*	25	U01000.043.0087
7/16-14X1 Inch ft*	25	U01000.043.0100
7/16-14X1.1/4*	25	U01000.043.0125
7/16-14X1.1/2*	25	U01000.043.0150
7/16-14X1.3/4*	25	U01000.043.0175
7/16-14X2 Inch*	25	U01000.043.0200
7/16-14X2.1/4*	10	U01000.043.0225
7/16-14X2.1/2*	10	U01000.043.0250
7/16-14X2.3/4*	10	U01000.043.0275
7/16-14X3 Inch*	10	U01000.043.0300
7/16-14X3.1/4*	10	U01000.043.0325
7/16-14X3.1/2*	10	U01000.043.0350
7/16-14X3.3/4*	10	U01000.043.0375
7/16-14X4 Inch*	10	U01000.043.0400
7/16-14X4.1/2*	10	U01000.043.0450
7/16-14X5 Inch*	10	U01000.043.0500
7/16-14X5.1/2*	10	U01000.043.0550
7/16-14X6 Inch*	5	U01000.043.0600
7/16-14X6.1/2*	5	U01000.043.0650
7/16-14X7 Inch*	5	U01000.043.0700
7/16-14X8 Inch*	5	U01000.043.0800
7/16-14X9 Inch*	5	U01000.043.0900
7/16-14X10 Inch*	5	U01000.043.1000
7/16-14X12 Inch*	5	U01000.043.1200
1/2-13X3/4 ft*	25	U01000.050.0075
1/2-13X7/8 ft*	25	U01000.050.0087
1/2-13X1 Inch ft*	25	U01000.050.0100
1/2-13X1.1/4 ft*	25	U01000.050.0125
1/2-13X1.1/2*	25	U01000.050.0150
1/2-13X1.3/4*	25	U01000.050.0175
1/2-13X2 Inch*	10	U01000.050.0200
1/2-13X2.1/4*	10	U01000.050.0225
1/2-13X2.1/2*	10	U01000.050.0250
1/2-13X2.3/4*	10	U01000.050.0275
1/2-13X3 Inch*	10	U01000.050.0300
1/2-13X3.1/4*	10	U01000.050.0325
1/2-13X3.1/2*	10	U01000.050.0350
1/2-13X3.3/4*	10	U01000.050.0375
1/2-13X4 Inch*	5	U01000.050.0400
1/2-13X4.1/4*	5	U01000.050.0425
1/2-13X4.1/2*	5	U01000.050.0450
1/2-13X4.3/4*	5	U01000.050.0475
1/2-13X5 Inch*	5	U01000.050.0500
1/2-13X5.1/4*	5	U01000.050.0525
1/2-13X5.1/2*	5	U01000.050.0550
1/2-13X6 Inch*	5	U01000.050.0600
1/2-13X6.1/2*	5	U01000.050.0650
1/2-13X7 Inch*	5	U01000.050.0700
1/2-13X7.1/2*	5	U01000.050.0750
1/2-13X8 Inch*	5	U01000.050.0800
1/2-13X8.1/2*	5	U01000.050.0850
1/2-13X9 Inch*	5	U01000.050.0900
1/2-13X9.1/2*	5	U01000.050.0950
1/2-13X10 Inch*	5	U01000.050.1000
1/2-13X11 Inch*	5	U01000.050.1100
1/2-13X12 Inch*	5	U01000.050.1200
9/16-12X1 Inch ft*	25	U01000.056.0100
9/16-12X1.1/4 ft*	25	U01000.056.0125
9/16-12X1.1/2*	25	U01000.056.0150
9/16-12X1.3/4*	10	U01000.056.0175
9/16-12X2 Inch*	10	U01000.056.0200
9/16-12X2.1/4*	10	U01000.056.0225
9/16-12X2.1/2*	10	U01000.056.0250
9/16-12X2.3/4*	10	U01000.056.0275
9/16-12X3 Inch*	10	U01000.056.0300
9/16-12X3.1/4*	10	U01000.056.0325
9/16-12X3.1/2*	10	U01000.056.0350
9/16-12X3.3/4*	10	U01000.056.0375
9/16-12X4 Inch*	5	U01000.056.0400

U01000 Šroub s šestihrannou hlavou UNC

d x L	✉	Kód výrobku	d x L	✉	Kód výrobku	d x L	✉	Kód výrobku
9/16-12X4.1/2*	5	U01000.056.0450	3/4-10X5.1/2*	5	U01000.075.0550	1.-8X8 Inch*	1	U01000.100.0800
9/16-12X5 Inch*	5	U01000.056.0500	3/4-10X6 Inch*	5	U01000.075.0600	1.-8X8.1/2*	1	U01000.100.0850
9/16-12X5.1/2*	5	U01000.056.0550	3/4-10X6.1/2*	1	U01000.075.0650	1.-8X9 Inch*	1	U01000.100.0900
9/16-12X6 Inch*	5	U01000.056.0600	3/4-10X7 Inch*	1	U01000.075.0700	1.-8X9.1/2*	1	U01000.100.0950
			3/4-10X7.1/2*	1	U01000.075.0750	1.-8X10 Inch*	1	U01000.100.1000
5/8-11X1 Inch ft*	10	U01000.062.0100	3/4-10X8 Inch*	1	U01000.075.0800	1.-8X12 Inch*	1	U01000.100.1200
5/8-11X1.1/4 ft*	10	U01000.062.0125	3/4-10X8.1/2*	1	U01000.075.0850			
5/8-11X1.1/2 ft*	10	U01000.062.0150	3/4-10X9 Inch*	1	U01000.075.0900	1.1/8-7X2. ft*	1	U01000.112.0200
5/8-11X1.3/4*	10	U01000.062.0175	3/4-10X9.1/2*	1	U01000.075.0950	1.1/8-7X2.1/2 ft*	1	U01000.112.0250
5/8-11X2 Inch*	5	U01000.062.0200	3/4-10X10 Inch*	1	U01000.075.1000	1.1/8-7X3 Inch*	1	U01000.112.0300
5/8-11X2.1/4*	5	U01000.062.0225	3/4-10X11 Inch*	1	U01000.075.1100	1.1/8-7X3.1/2*	1	U01000.112.0350
5/8-11X2.1/2*	5	U01000.062.0250	3/4-10X12 Inch*	1	U01000.075.1200	1.1/8-7X4 Inch*	1	U01000.112.0400
5/8-11X2.3/4*	5	U01000.062.0275	3/4-10X14 Inch*	1	U01000.075.1400	1.1/8-7X4.1/2*	1	U01000.112.0450
5/8-11X3 Inch*	5	U01000.062.0300				1.1/8-7X5 Inch*	1	U01000.112.0500
5/8-11X3.1/4*	5	U01000.062.0325	7/8-9X1.1/2 ft*	5	U01000.087.0150	1.1/8-7X5.1/2*	1	U01000.112.0550
5/8-11X3.1/2*	5	U01000.062.0350	7/8-9X1.3/4 ft*	5	U01000.087.0175	1.1/8-7X6 Inch*	1	U01000.112.0600
5/8-11X3.3/4*	5	U01000.062.0375	7/8-9X2 Inch ft*	5	U01000.087.0200	1.1/8-7X6.1/2*	1	U01000.112.0650
5/8-11X4 Inch*	5	U01000.062.0400	7/8-9X2.1/4*	5	U01000.087.0225	1.1/8-7X7 Inch*	1	U01000.112.0700
5/8-11X4.1/4*	5	U01000.062.0425	7/8-9X2.1/2*	5	U01000.087.0250	1.1/8-7X7.1/2*	1	U01000.112.0750
5/8-11X4.1/2*	5	U01000.062.0450	7/8-9X2.3/4*	5	U01000.087.0275	1.1/8-7X8 Inch*	1	U01000.112.0800
5/8-11X4.3/4*	5	U01000.062.0475	7/8-9X3 Inch*	5	U01000.087.0300	1.1/8-7X8.1/2*	1	U01000.112.0850
5/8-11X5 Inch*	5	U01000.062.0500	7/8-9X3.1/4*	5	U01000.087.0325	1.1/8-7X9 Inch*	1	U01000.112.0900
5/8-11X5.1/2*	5	U01000.062.0550	7/8-9X3.1/2*	5	U01000.087.0350	1.1/8-7X10 Inch*	1	U01000.112.1000
5/8-11X6 Inch*	5	U01000.062.0600	7/8-9X3.3/4*	5	U01000.087.0375			
5/8-11X6.1/2*	5	U01000.062.0650	7/8-9X4 Inch*	5	U01000.087.0400	1.1/4-7X2 Inch ft*	1	U01000.125.0200
5/8-11X7 Inch*	5	U01000.062.0700	7/8-9X4.1/4*	5	U01000.087.0425	1.1/4-7X2.1/2 ft*	1	U01000.125.0250
5/8-11X7.1/2*	5	U01000.062.0750	7/8-9X4.1/2*	5	U01000.087.0450	1.1/4-7X3 Inch*	1	U01000.125.0300
5/8-11X8 Inch*	5	U01000.062.0800	7/8-9X5 Inch*	5	U01000.087.0500	1.1/4-7X3.1/2*	1	U01000.125.0350
5/8-11X8.1/2*	5	U01000.062.0850	7/8-9X5.1/2*	5	U01000.087.0550	1.1/4-7X4 Inch*	1	U01000.125.0400
5/8-11X9 Inch*	5	U01000.062.0900	7/8-9X6 Inch*	1	U01000.087.0600	1.1/4-7X4.1/2*	1	U01000.125.0450
5/8-11X9.1/2*	5	U01000.062.0950	7/8-9X6.1/2*	1	U01000.087.0650	1.1/4-7X5 Inch*	1	U01000.125.0500
5/8-11X10 Inch*	5	U01000.062.1000	7/8-9X7 Inch*	1	U01000.087.0700	1.1/4-7X5.1/2*	1	U01000.125.0550
5/8-11X11 Inch*	5	U01000.062.1100	7/8-9X8 Inch*	1	U01000.087.0800	1.1/4-7X6 Inch*	1	U01000.125.0600
5/8-11X12 Inch*	5	U01000.062.1200	7/8-9X8.1/2*	1	U01000.087.0850	1.1/4-7X6.1/2*	1	U01000.125.0650
5/8-11X13 Inch*	1	U01000.062.1300	7/8-9X9 Inch*	1	U01000.087.0900	1.1/4-7X7 Inch*	1	U01000.125.0700
5/8-11X14 Inch*	1	U01000.062.1400	7/8-9X9.1/2*	1	U01000.087.0950	1.1/4-7X7.1/2*	1	U01000.125.0750
5/8-11X15 Inch*	1	U01000.062.1500	7/8-9X10 Inch*	1	U01000.087.1000	1.1/4-7X8 Inch*	1	U01000.125.0800
						1.1/4-7X8.1/2*	1	U01000.125.0850
3/4-10X1 Inch ft*	10	U01000.075.0100	1.-8X1.1/2 ft*	5	U01000.100.0150	1.1/4-7X9 Inch*	1	U01000.125.0900
3/4-10X1.1/4 ft*	10	U01000.075.0125	1.-8X1.3/4 ft*	5	U01000.100.0175	1.1/4-7X10 Inch*	1	U01000.125.1000
3/4-10X1.1/2 ft*	10	U01000.075.0150	1.-8X2 Inch ft*	5	U01000.100.0200			
3/4-10X1.3/4 ft*	10	U01000.075.0175	1.-8X2.1/4 ft*	5	U01000.100.0225	1.1/2-6X3 Inch ft*	1	U01000.150.0300
3/4-10X2 Inch*	5	U01000.075.0200	1.-8X2.1/2*	5	U01000.100.0250	1.1/2-6X3.1/2*	1	U01000.150.0350
3/4-10X2.1/4*	5	U01000.075.0225	1.-8X2.3/4*	5	U01000.100.0275	1.1/2-6X4 Inch*	1	U01000.150.0400
3/4-10X2.1/2*	5	U01000.075.0250	1.-8X3 Inch*	5	U01000.100.0300	1.1/2-6X4.1/2*	1	U01000.150.0450
3/4-10X2.3/4*	5	U01000.075.0275	1.-8X3.1/4*	5	U01000.100.0325	1.1/2-6X5 Inch*	1	U01000.150.0500
3/4-10X3 Inch*	5	U01000.075.0300	1.-8X3.1/2*	5	U01000.100.0350	1.1/2-6X5.1/2*	1	U01000.150.0550
3/4-10X3.1/4*	5	U01000.075.0325	1.-8X3.3/4*	5	U01000.100.0375	1.1/2-6X6 Inch*	1	U01000.150.0600
3/4-10X3.1/2*	5	U01000.075.0350	1.-8X4 Inch*	5	U01000.100.0400	1.1/2-6X6.1/2*	1	U01000.150.0650
3/4-10X3.3/4*	5	U01000.075.0375	1.-8X4.1/2*	5	U01000.100.0450	1.1/2-6X7 Inch*	1	U01000.150.0700
3/4-10X4 Inch*	5	U01000.075.0400	1.-8X5 Inch*	5	U01000.100.0500	1.1/2-6X7.1/2*	1	U01000.150.0750
3/4-10X4.1/4*	5	U01000.075.0425	1.-8X5.1/2*	5	U01000.100.0550	1.1/2-6X8 Inch*	1	U01000.150.0800
3/4-10X4.1/2*	5	U01000.075.0450	1.-8X6 Inch*	1	U01000.100.0600	1.1/2-6X8.1/2*	1	U01000.150.0850
3/4-10X4.3/4*	5	U01000.075.0475	1.-8X6.1/2*	1	U01000.100.0650	1.1/2-6X9 Inch*	1	U01000.150.0900
3/4-10X5 Inch*	5	U01000.075.0500	1.-8X7 Inch*	1	U01000.100.0700	1.1/2-6X10 Inch*	1	U01000.150.1000
3/4-10X5.1/4*	5	U01000.075.0525	1.-8X7.1/2*	1	U01000.100.0750			

- ft = s plným závitem

U01200 Šroub s šestihrannou hlavou UNC

X01A

Závit	Unified National Coarse
Materiál	Ocel
Třída	Grade 5
Povrchová úprava	Pozinkované

d x L	✉	Kód výrobku	d x L	✉	Kód výrobku	d x L	✉	Kód výrobku
1/4-20X1/2 ft*	100	U01200.025.0050	1/4-20X2.3/4*	50	U01200.025.0275	1/4-20X8 Inch*	5	U01200.025.0800
1/4-20X5/8 ft*	100	U01200.025.0062	1/4-20X3 Inch*	50	U01200.025.0300			
1/4-20X3/4 ft*	100	U01200.025.0075	1/4-20X3.1/4*	50	U01200.025.0325	5/16-18X1/2 ft*	100	U01200.031.0050
1/4-20X7/8*	100	U01200.025.0087	1/4-20X3.1/2*	50	U01200.025.0350	5/16-18X5/8 ft*	100	U01200.031.0062
1/4-20X1 Inch*	100	U01200.025.0100	1/4-20X3.3/4*	50	U01200.025.0375	5/16-18X3/4 ft*	100	U01200.031.0075
1/4-20X1.1/4*	100	U01200.025.0125	1/4-20X4 Inch*	25	U01200.025.0400	5/16-18X7/8 ft*	100	U01200.031.0087
1/4-20X1.3/8*	100	U01200.025.0137	1/4-20X4.1/4*	25	U01200.025.0425	5/16-18X1 Inch*	100	U01200.031.0100
1/4-20X1.1/2*	100	U01200.025.0150	1/4-20X4.1/2*	25	U01200.025.0450	5/16-18X1.1/4*	100	U01200.031.0125
1/4-20X1.5/8*	100	U01200.025.0162	1/4-20X5 Inch*	25	U01200.025.0500	5/16-18X1.3/8*	100	U01200.031.0137
1/4-20X1.3/4*	100	U01200.025.0175	1/4-20X5.1/2*	25	U01200.025.0550	5/16-18X1.1/2*	100	U01200.031.0150
1/4-20X2 Inch*	50	U01200.025.0200	1/4-20X6 Inch*	25	U01200.025.0600	5/16-18X1.5/8*	100	U01200.031.0162
1/4-20X2.1/4*	50	U01200.025.0225	1/4-20X6.1/2*	10	U01200.025.0650	5/16-18X1.3/4*	50	U01200.031.0175
1/4-20X2.1/2*	50	U01200.025.0250	1/4-20X7 Inch*	10	U01200.025.0700	5/16-18X2 Inch*	50	U01200.031.0200

U01200 Šroub s šestihrannou hlavou UNC

d x L	✉	Kód výrobku
5/16-18X2.1/4*	50	U01200.031.0225
5/16-18X2.1/2*	50	U01200.031.0250
5/16-18X2.3/4*	50	U01200.031.0275
5/16-18X3 Inch*	50	U01200.031.0300
5/16-18X3.1/2*	50	U01200.031.0350
5/16-18X3.3/4*	25	U01200.031.0375
5/16-18X4 Inch*	25	U01200.031.0400
5/16-18X4.1/4*	25	U01200.031.0425
5/16-18X4.1/2*	25	U01200.031.0450
5/16-18X5 Inch*	25	U01200.031.0500
5/16-18X5.1/2*	25	U01200.031.0550
5/16-18X6 Inch*	25	U01200.031.0600
5/16-18X7 Inch*	10	U01200.031.0700
5/16-18X8 Inch*	5	U01200.031.0800
3/8-16X1/2 ft*	50	U01200.037.0050
3/8-16X5/8 ft*	50	U01200.037.0062
3/8-16X3/4 ft*	50	U01200.037.0075
3/8-16X7/8 ft*	50	U01200.037.0087
3/8-16X1 Inch ft*	50	U01200.037.0100
3/8-16X1.1/4*	50	U01200.037.0125
3/8-16X1.1/2*	50	U01200.037.0150
3/8-16X1.3/4*	50	U01200.037.0175
3/8-16X2 Inch*	25	U01200.037.0200
3/8-16X2.1/4*	25	U01200.037.0225
3/8-16X2.1/2*	25	U01200.037.0250
3/8-16X2.3/4*	25	U01200.037.0275
3/8-16X3 Inch*	25	U01200.037.0300
3/8-16X3.1/4*	25	U01200.037.0325
3/8-16X3.1/2*	25	U01200.037.0350
3/8-16X3.3/4*	25	U01200.037.0375
3/8-16X4 Inch*	10	U01200.037.0400
3/8-16X4.1/4*	10	U01200.037.0425
3/8-16X4.1/2*	10	U01200.037.0450
3/8-16X4.3/4*	10	U01200.037.0475
3/8-16X5 Inch*	10	U01200.037.0500
3/8-16X5.1/2*	10	U01200.037.0550
3/8-16X5.3/4*	10	U01200.037.0575
3/8-16X6 Inch*	10	U01200.037.0600
3/8-16X6.1/2*	10	U01200.037.0650
3/8-16X7 Inch*	10	U01200.037.0700
3/8-16X7.1/2*	5	U01200.037.0750
3/8-16X8 Inch*	5	U01200.037.0800
3/8-16X8.1/2*	5	U01200.037.0850
3/8-16X9 Inch*	5	U01200.037.0900
3/8-16X10 Inch*	5	U01200.037.1000
3/8-16X12 Inch*	5	U01200.037.1200
7/16-14X3/4 ft*	25	U01200.043.0075
7/16-14X7/8 ft*	25	U01200.043.0087
7/16-14X1 Inch ft*	25	U01200.043.0100
7/16-14X1.1/4*	25	U01200.043.0125
7/16-14X1.3/8*	25	U01200.043.0137
7/16-14X1.1/2*	25	U01200.043.0150
7/16-14X1.3/4*	25	U01200.043.0175
7/16-14X2 Inch*	25	U01200.043.0200
7/16-14X2.1/4*	10	U01200.043.0225
7/16-14X2.1/2*	10	U01200.043.0250
7/16-14X2.3/4*	10	U01200.043.0275
7/16-14X3 Inch*	10	U01200.043.0300
7/16-14X3.1/4*	10	U01200.043.0325
7/16-14X3.1/2*	10	U01200.043.0350
7/16-14X3.3/4*	10	U01200.043.0375
7/16-14X4 Inch*	10	U01200.043.0400
7/16-14X4.1/2*	10	U01200.043.0450
7/16-14X5 Inch*	10	U01200.043.0500
7/16-14X5.1/2*	10	U01200.043.0550
7/16-14X6 Inch*	5	U01200.043.0600
7/16-14X6.1/2*	5	U01200.043.0650
7/16-14X7 Inch*	5	U01200.043.0700
7/16-14X8 Inch*	5	U01200.043.0800
7/16-14X9 Inch*	5	U01200.043.0900
7/16-14X10 Inch*	5	U01200.043.1000
7/16-14X12 Inch*	5	U01200.043.1200
1/2-13X3/4 ft*	25	U01200.050.0075
1/2-13X7/8 ft*	25	U01200.050.0087
1/2-13X1 Inch ft*	25	U01200.050.0100
1/2-13X1.1/4 ft*	25	U01200.050.0125
1/2-13X1.1/2*	25	U01200.050.0150
1/2-13X1.3/4*	25	U01200.050.0175
1/2-13X2 Inch*	10	U01200.050.0200

d x L	✉	Kód výrobku
1/2-13X2.1/4*	10	U01200.050.0225
1/2-13X2.1/2*	10	U01200.050.0250
1/2-13X2.3/4*	10	U01200.050.0275
1/2-13X3 Inch*	10	U01200.050.0300
1/2-13X3.1/4*	10	U01200.050.0325
1/2-13X3.1/2*	10	U01200.050.0350
1/2-13X3.3/4*	10	U01200.050.0375
1/2-13X4 Inch*	5	U01200.050.0400
1/2-13X4.1/4*	5	U01200.050.0425
1/2-13X4.1/2*	5	U01200.050.0450
1/2-13X4.3/4*	5	U01200.050.0475
1/2-13X5 Inch*	5	U01200.050.0500
1/2-13X5.1/4*	5	U01200.050.0525
1/2-13X5.1/2*	5	U01200.050.0550
1/2-13X6 Inch*	5	U01200.050.0600
1/2-13X6.1/2*	5	U01200.050.0650
1/2-13X7 Inch*	5	U01200.050.0700
1/2-13X7.1/2*	5	U01200.050.0750
1/2-13X8 Inch*	5	U01200.050.0800
1/2-13X8.1/2*	5	U01200.050.0850
1/2-13X9 Inch*	5	U01200.050.0900
1/2-13X10 Inch*	5	U01200.050.1000
1/2-13X11 Inch*	5	U01200.050.1100
1/2-13X12 Inch*	5	U01200.050.1200
9/16-12X1 Inch ft*	25	U01200.056.0100
9/16-12X1.1/4 ft*	25	U01200.056.0125
9/16-12X1.1/2*	25	U01200.056.0150
9/16-12X1.3/4*	10	U01200.056.0175
9/16-12X2 Inch*	10	U01200.056.0200
9/16-12X2.1/4*	10	U01200.056.0225
9/16-12X2.1/2*	10	U01200.056.0250
9/16-12X2.3/4*	10	U01200.056.0275
9/16-12X3 Inch*	10	U01200.056.0300
9/16-12X3.1/4*	10	U01200.056.0325
9/16-12X3.1/2*	10	U01200.056.0350
9/16-12X3.3/4*	10	U01200.056.0375
9/16-12X4 Inch*	5	U01200.056.0400
9/16-12X4.1/2*	5	U01200.056.0450
9/16-12X5 Inch*	5	U01200.056.0500
9/16-12X5.1/2*	5	U01200.056.0550
9/16-12X6 Inch*	5	U01200.056.0600
5/8-11X1 Inch ft*	10	U01200.062.0100
5/8-11X1.1/4 ft*	10	U01200.062.0125
5/8-11X1.1/2 ft*	10	U01200.062.0150
5/8-11X1.3/4*	10	U01200.062.0175
5/8-11X2 Inch*	5	U01200.062.0200
5/8-11X2.1/4*	5	U01200.062.0225
5/8-11X2.1/2*	5	U01200.062.0250
5/8-11X2.3/4*	5	U01200.062.0275
5/8-11X3 Inch*	5	U01200.062.0300
5/8-11X3.1/4*	5	U01200.062.0325
5/8-11X3.1/2*	5	U01200.062.0350
5/8-11X3.3/4*	5	U01200.062.0375
5/8-11X4 Inch*	5	U01200.062.0400
5/8-11X4.1/4*	5	U01200.062.0425
5/8-11X4.1/2*	5	U01200.062.0450
5/8-11X4.3/4*	5	U01200.062.0475
5/8-11X5 Inch*	5	U01200.062.0500
5/8-11X5.1/2*	5	U01200.062.0550
5/8-11X6 Inch*	5	U01200.062.0600
5/8-11X6.1/2*	5	U01200.062.0650
5/8-11X7 Inch*	5	U01200.062.0700
5/8-11X7.1/2*	5	U01200.062.0750
5/8-11X8 Inch*	5	U01200.062.0800
5/8-11X8.1/2*	5	U01200.062.0850
5/8-11X9 Inch*	5	U01200.062.0900
5/8-11X9.1/2*	5	U01200.062.0950
5/8-11X10 Inch*	5	U01200.062.1000
5/8-11X11 Inch*	5	U01200.062.1100
5/8-11X12 Inch*	5	U01200.062.1200
5/8-11X14 Inch*	1	U01200.062.1400
3/4-10X1 Inch ft*	10	U01200.075.0100
3/4-10X1.1/4 ft*	10	U01200.075.0125
3/4-10X1.1/2 ft*	10	U01200.075.0150
3/4-10X1.3/4 ft*	10	U01200.075.0175
3/4-10X2 Inch*	5	U01200.075.0200
3/4-10X2.1/4*	5	U01200.075.0225
3/4-10X2.1/2*	5	U01200.075.0250
3/4-10X2.3/4*	5	U01200.075.0275

d x L	✉	Kód výrobku
3/4-10X3 Inch*	5	U01200.075.0300
3/4-10X3.1/4*	5	U01200.075.0325
3/4-10X3.1/2*	5	U01200.075.0350
3/4-10X3.3/4*	5	U01200.075.0375
3/4-10X4 Inch*	5	U01200.075.0400
3/4-10X4.1/4*	5	U01200.075.0425
3/4-10X4.1/2*	5	U01200.075.0450
3/4-10X4.3/4*	5	U01200.075.0475
3/4-10X5 Inch*	5	U01200.075.0500
3/4-10X5.1/4*	5	U01200.075.0525
3/4-10X5.1/2*	5	U01200.075.0550
3/4-10X6 Inch*	5	U01200.075.0600
3/4-10X6.1/2*	1	U01200.075.0650
3/4-10X7 Inch*	1	U01200.075.0700
3/4-10X7.1/2*	1	U01200.075.0750
3/4-10X8 Inch*	1	U01200.075.0800
3/4-10X8.1/2*	1	U01200.075.0850
3/4-10X9 Inch*	1	U01200.075.0900
3/4-10X9.1/2*	1	U01200.075.0950
3/4-10X10 Inch*	1	U01200.075.1000
3/4-10X11 Inch*	1	U01200.075.1100
3/4-10X12 Inch*	1	U01200.075.1200
3/4-10X14 Inch*	1	U01200.075.1400
7/8-9X1.1/2 ft*	5	U01200.087.0150
7/8-9X1.3/4 ft*	5	U01200.087.0175
7/8-9X2 Inch ft*	5	U01200.087.0200
7/8-9X2.1/4*	5	U01200.087.0225
7/8-9X2.1/2*	5	U01200.087.0250
7/8-9X2.3/4*	5	U01200.087.0275
7/8-9X3 Inch*	5	U01200.087.0300
7/8-9X3.1/4*	5	U01200.087.0325
7/8-9X3.1/2*	5	U01200.087.0350
7/8-9X3.3/4*	5	U01200.087.0375
7/8-9X4 Inch*	5	U01200.087.0400
7/8-9X4.1/4*	5	U01200.087.0425
7/8-9X4.1/2*	5	U01200.087.0450
7/8-9X5 Inch*	5	U01200.087.0500
7/8-9X5.1/2*	5	U01200.087.0550
7/8-9X6 Inch*	1	U01200.087.0600
7/8-9X6.1/2*	1	U01200.087.0650
7/8-9X7 Inch*	1	U01200.087.0700
7/8-9X7.1/2*	1	U01200.087.0750
7/8-9X8 Inch*	1	U01200.087.0800
7/8-9X8.1/2*	1	U01200.087.0850
7/8-9X9 Inch*	1	U01200.087.0900
7/8-9X9.1/2*	1	U01200.087.0950
7/8-9X10 Inch*	1	U01200.087.1000
1.-8X1.1/2 ft*	5	U01200.100.0150
1.-8X1.3/4 ft*	5	U01200.100.0175
1.-8X2 Inch ft*	5	U01200.100.0200
1.-8X2.1/4 ft*	5	U01200.100.0225
1.-8X2.1/2*	5	U01200.100.0250
1.-8X2.3/4*	5	U01200.100.0275
1.-8X3 Inch*	5	U01200.100.0300
1.-8X3.1/4*	5	U01200.100.0325
1.-8X3.1/2*	5	U01200.100.0350
1.-8X3.3/4*	5	U01200.100.0375
1.-8X4 Inch*	5	U01200.100.0400
1.-8X4.1/4*	5	U01200.100.0425
1.-8X4.1/2*	5	U01200.100.0450
1.-8X5 Inch*	5	U01200.100.0500
1.-8X5.1/2*	5	U01200.100.0550
1.-8X6 Inch*	1	U01200.100.0600
1.-8X6.1/2*	1	U01200.100.0650
1.-8X7 Inch*	1	U01200.100.0700
1.-8X7.1/2*	1	U01200.100.0750
1.-8X8 Inch*	1	U01200.100.0800
1.-8X8.1/2*	1	U01200.100.0850
1.-8X9 Inch*	1	U01200.100.0900
1.-8X9.1/2*	1	U01200.100.0950
1.-8X10 Inch*	1	U01200.100.1000
1.1/8-7X2.1/2 ft*	1	U01200.112.0250
1.1/8-7X3 Inch*	1	U01200.112.0300
1.1/8-7X3.1/2*	1	U01200.112.0350
1.1/8-7X4 Inch*	1	U01200.112.0400
1.1/8-7X4.1/2*	1	U01200.112.0450
1.1/8-7X5 Inch*	1	U01200.112.0500
1.1/8-7X5.1/2*	1	U01200.112.0550
1.1/8-7X6 Inch*	1	U01200.112.0600

U01200 Šroub s šestihrannou hlavou UNC

d x L	✉	Kód výrobku	d x L	✉	Kód výrobku	d x L	✉	Kód výrobku
1.1/8-7X6.1/2*	1	U01200.112.0650	1.1/4-7X4.1/2*	1	U01200.125.0450			
1.1/8-7X7 Inch*	1	U01200.112.0700	1.1/4-7X5 Inch*	1	U01200.125.0500	1.1/2-6X3 Inch ft*	1	U01200.150.0300
1.1/8-7X7.1/2*	1	U01200.112.0750	1.1/4-7X5.1/2*	1	U01200.125.0550	1.1/2-6X3.1/2*	1	U01200.150.0350
1.1/8-7X8 Inch*	1	U01200.112.0800	1.1/4-7X6 Inch*	1	U01200.125.0600	1.1/2-6X4 Inch*	1	U01200.150.0400
1.1/8-7X8.1/2*	1	U01200.112.0850	1.1/4-7X6.1/2*	1	U01200.125.0650	1.1/2-6X4.1/2*	1	U01200.150.0450
1.1/8-7X9 Inch*	1	U01200.112.0900	1.1/4-7X7 Inch*	1	U01200.125.0700	1.1/2-6X5 Inch*	1	U01200.150.0500
1.1/8-7X10 Inch*	1	U01200.112.1000	1.1/4-7X7.1/2*	1	U01200.125.0750	1.1/2-6X5.1/2*	1	U01200.150.0550
			1.1/4-7X8 Inch*	1	U01200.125.0800	1.1/2-6X6 Inch*	1	U01200.150.0600
1.1/4-7X2 Inch ft*	1	U01200.125.0200	1.1/4-7X8.1/2*	1	U01200.125.0850	1.1/2-6X6.1/2*	1	U01200.150.0650
1.1/4-7X2.1/2 ft*	1	U01200.125.0250	1.1/4-7X9 Inch*	1	U01200.125.0900	1.1/2-6X7 Inch*	1	U01200.150.0700
1.1/4-7X3 Inch*	1	U01200.125.0300	1.1/4-7X10 Inch*	1	U01200.125.1000	1.1/2-6X7.1/2*	1	U01200.150.0750
1.1/4-7X3.1/2*	1	U01200.125.0350	1.1/4-7X12 Inch*	1	U01200.125.1200	1.1/2-6X8 Inch*	1	U01200.150.0800
1.1/4-7X4 Inch*	1	U01200.125.0400	1.1/4-7X14 Inch*	1	U01200.125.1400	1.1/2-6X10 Inch*	1	U01200.150.1000

- ft = s plným závitem

U04104 Šroub s šestihrannou hlavou UNC

X01A

Závit Unified National Coarse
Materiál Ocel
Třída Grade 8

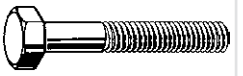

d x L	✉	Kód výrobku	d x L	✉	Kód výrobku	d x L	✉	Kód výrobku
1/4-20X1/2 ft*	100	U04104.025.0050	3/8-16X1 Inch ft*	50	U04104.037.0100	1/2-13X3/4 ft*	25	U04104.050.0075
1/4-20X5/8 ft*	100	U04104.025.0062	3/8-16X1.1/4*	50	U04104.037.0125	1/2-13X1 Inch ft*	25	U04104.050.0100
1/4-20X3/4 ft*	100	U04104.025.0075	3/8-16X1.1/2*	50	U04104.037.0150	1/2-13X1.1/4 ft*	25	U04104.050.0125
1/4-20X7/8*	100	U04104.025.0087	3/8-16X1.3/4*	50	U04104.037.0175	1/2-13X1.1/2*	25	U04104.050.0150
1/4-20X1 Inch*	100	U04104.025.0100	3/8-16X2 Inch*	25	U04104.037.0200	1/2-13X1.3/4*	25	U04104.050.0175
1/4-20X1.1/4*	100	U04104.025.0125	3/8-16X2.1/4*	25	U04104.037.0225	1/2-13X2 Inch*	10	U04104.050.0200
1/4-20X1.3/8*	100	U04104.025.0137	3/8-16X2.1/2*	25	U04104.037.0250	1/2-13X2.1/4*	10	U04104.050.0225
1/4-20X1.1/2*	100	U04104.025.0150	3/8-16X2.3/4*	25	U04104.037.0275	1/2-13X2.1/2*	10	U04104.050.0250
1/4-20X1.5/8*	100	U04104.025.0162	3/8-16X3 Inch*	25	U04104.037.0300	1/2-13X2.3/4*	10	U04104.050.0275
1/4-20X1.3/4*	100	U04104.025.0175	3/8-16X3.1/4*	25	U04104.037.0325	1/2-13X3 Inch*	10	U04104.050.0300
1/4-20X2 Inch*	50	U04104.025.0200	3/8-16X3.1/2*	25	U04104.037.0350	1/2-13X3.1/4*	10	U04104.050.0325
1/4-20X2.1/4*	50	U04104.025.0225	3/8-16X3.3/4*	25	U04104.037.0375	1/2-13X3.1/2*	10	U04104.050.0350
1/4-20X2.1/2*	50	U04104.025.0250	3/8-16X4 Inch*	10	U04104.037.0400	1/2-13X3.3/4*	10	U04104.050.0375
1/4-20X2.3/4*	50	U04104.025.0275	3/8-16X4.1/4*	10	U04104.037.0425	1/2-13X4 Inch*	5	U04104.050.0400
1/4-20X3 Inch*	50	U04104.025.0300	3/8-16X4.1/2*	10	U04104.037.0450	1/2-13X4.1/4*	5	U04104.050.0425
1/4-20X3.1/4*	50	U04104.025.0325	3/8-16X4.3/4*	10	U04104.037.0475	1/2-13X4.1/2*	5	U04104.050.0450
1/4-20X3.1/2*	50	U04104.025.0350	3/8-16X5 Inch*	10	U04104.037.0500	1/2-13X4.3/4*	5	U04104.050.0475
1/4-20X3.3/4*	50	U04104.025.0375	3/8-16X5.1/2*	10	U04104.037.0550	1/2-13X5 Inch*	5	U04104.050.0500
1/4-20X4 Inch*	25	U04104.025.0400	3/8-16X5.3/4*	10	U04104.037.0575	1/2-13X5.1/4*	5	U04104.050.0525
1/4-20X4.1/4*	25	U04104.025.0425	3/8-16X6 Inch*	10	U04104.037.0600	1/2-13X5.1/2*	5	U04104.050.0550
1/4-20X4.1/2*	25	U04104.025.0450	3/8-16X6.1/2*	10	U04104.037.0650	1/2-13X6 Inch*	5	U04104.050.0600
1/4-20X5 Inch*	25	U04104.025.0500	3/8-16X7 Inch*	10	U04104.037.0700	1/2-13X6.1/2*	5	U04104.050.0650
1/4-20X5.1/2*	25	U04104.025.0550	3/8-16X7.1/2*	5	U04104.037.0750	1/2-13X7 Inch*	5	U04104.050.0700
1/4-20X6 Inch*	25	U04104.025.0600	3/8-16X8 Inch*	5	U04104.037.0800	1/2-13X7.1/2*	5	U04104.050.0750
			3/8-16X8.1/2*	5	U04104.037.0850	1/2-13X8 Inch*	5	U04104.050.0800
5/16-18X1/2 ft*	100	U04104.031.0050	3/8-16X9 Inch*	5	U04104.037.0900	1/2-13X8.1/2*	5	U04104.050.0850
5/16-18X5/8 ft*	100	U04104.031.0062	3/8-16X10 Inch*	5	U04104.037.1000	1/2-13X9 Inch*	5	U04104.050.0900
5/16-18X3/4 ft*	100	U04104.031.0075	3/8-16X12 Inch*	5	U04104.037.1200	1/2-13X10 Inch*	5	U04104.050.1000
5/16-18X7/8 ft*	100	U04104.031.0087				1/2-13X11 Inch*	5	U04104.050.1100
5/16-18X1 Inch*	100	U04104.031.0100	7/16-14X3/4 ft*	25	U04104.043.0075	1/2-13X12 Inch*	5	U04104.050.1200
5/16-18X1.1/4*	100	U04104.031.0125	7/16-14X7/8 ft*	25	U04104.043.0087			
5/16-18X1.3/8*	100	U04104.031.0137	7/16-14X1 Inch ft*	25	U04104.043.0100	9/16-12X1 Inch ft*	25	U04104.056.0100
5/16-18X1.1/2*	100	U04104.031.0150	7/16-14X1.1/4*	25	U04104.043.0125	9/16-12X1.1/4 ft*	25	U04104.056.0125
5/16-18X1.5/8*	100	U04104.031.0162	7/16-14X1.3/8*	25	U04104.043.0137	9/16-12X1.1/2*	25	U04104.056.0150
5/16-18X1.3/4*	50	U04104.031.0175	7/16-14X1.1/2*	25	U04104.043.0150	9/16-12X1.3/4*	10	U04104.056.0175
5/16-18X2 Inch*	50	U04104.031.0200	7/16-14X1.3/4*	25	U04104.043.0175	9/16-12X2 Inch*	10	U04104.056.0200
5/16-18X2.1/4*	50	U04104.031.0225	7/16-14X2 Inch*	25	U04104.043.0200	9/16-12X2.1/4*	10	U04104.056.0225
5/16-18X2.1/2*	50	U04104.031.0250	7/16-14X2.1/4*	10	U04104.043.0225	9/16-12X2.1/2*	10	U04104.056.0250
5/16-18X2.3/4*	50	U04104.031.0275	7/16-14X2.1/2*	10	U04104.043.0250	9/16-12X2.3/4*	10	U04104.056.0275
5/16-18X3 Inch*	50	U04104.031.0300	7/16-14X2.3/4*	10	U04104.043.0275	9/16-12X3 Inch*	10	U04104.056.0300
5/16-18X3.1/4*	50	U04104.031.0325	7/16-14X3 Inch*	10	U04104.043.0300	9/16-12X3.1/4*	10	U04104.056.0325
5/16-18X3.1/2*	50	U04104.031.0350	7/16-14X3.1/4*	10	U04104.043.0325	9/16-12X3.1/2*	10	U04104.056.0350
5/16-18X3.3/4*	25	U04104.031.0375	7/16-14X3.1/2*	10	U04104.043.0350	9/16-12X3.3/4*	10	U04104.056.0375
5/16-18X4 Inch*	25	U04104.031.0400	7/16-14X3.3/4*	10	U04104.043.0375	9/16-12X4 Inch*	5	U04104.056.0400
5/16-18X4.1/4*	25	U04104.031.0425	7/16-14X4 Inch*	10	U04104.043.0400	9/16-12X4.1/2*	5	U04104.056.0450
5/16-18X4.1/2*	25	U04104.031.0450	7/16-14X4.1/2*	10	U04104.043.0450	9/16-12X5 Inch*	5	U04104.056.0500
5/16-18X5 Inch*	25	U04104.031.0500	7/16-14X5 Inch*	10	U04104.043.0500	9/16-12X5.1/2*	5	U04104.056.0550
5/16-18X5.1/2*	25	U04104.031.0550	7/16-14X5.1/2*	10	U04104.043.0550	9/16-12X6 Inch*	5	U04104.056.0600
5/16-18X6 Inch*	25	U04104.031.0600	7/16-14X6 Inch*	5	U04104.043.0600			
5/16-18X7 Inch*	10	U04104.031.0700	7/16-14X6.1/2*	5	U04104.043.0650	5/8-11X1 Inch ft*	10	U04104.062.0100
5/16-18X8 Inch*	5	U04104.031.0800	7/16-14X7 Inch*	5	U04104.043.0700	5/8-11X1.1/4 ft*	10	U04104.062.0125
			7/16-14X8 Inch*	5	U04104.043.0800	5/8-11X1.1/2 ft*	10	U04104.062.0150
3/8-16X1/2 ft*	50	U04104.037.0050	7/16-14X9 Inch*	5	U04104.043.0900	5/8-11X1.3/4*	10	U04104.062.0175
3/8-16X5/8 ft*	50	U04104.037.0062	7/16-14X10 Inch*	5	U04104.043.1000	5/8-11X2 Inch*	5	U04104.062.0200
3/8-16X3/4 ft*	50	U04104.037.0075	7/16-14X12 Inch*	5	U04104.043.1200	5/8-11X2.1/4*	5	U04104.062.0225
3/8-16X7/8 ft*	50	U04104.037.0087				5/8-11X2.1/2*	5	U04104.062.0250

U04104 Šroub s šestihrannou hlavou UNC

d x L	✉	Kód výrobku
5/8-11X2.3/4*	5	U04104.062.0275
5/8-11X3 Inch*	5	U04104.062.0300
5/8-11X3.1/4*	5	U04104.062.0325
5/8-11X3.1/2*	5	U04104.062.0350
5/8-11X3.3/4*	5	U04104.062.0375
5/8-11X4 Inch*	5	U04104.062.0400
5/8-11X4.1/4*	5	U04104.062.0425
5/8-11X4.1/2*	5	U04104.062.0450
5/8-11X4.3/4*	5	U04104.062.0475
5/8-11X5 Inch*	5	U04104.062.0500
5/8-11X5.1/2*	5	U04104.062.0550
5/8-11X6 Inch*	5	U04104.062.0600
5/8-11X6.1/2*	5	U04104.062.0650
5/8-11X7 Inch*	5	U04104.062.0700
5/8-11X7.1/2*	5	U04104.062.0750
5/8-11X8 Inch*	5	U04104.062.0800
5/8-11X8.1/2*	5	U04104.062.0850
5/8-11X9 Inch*	5	U04104.062.0900
5/8-11X9.1/2*	5	U04104.062.0950
5/8-11X10 Inch*	5	U04104.062.1000
5/8-11X11 Inch*	5	U04104.062.1100
5/8-11X12 Inch*	5	U04104.062.1200
5/8-11X14 Inch*	1	U04104.062.1400
3/4-10X1 Inch ft*	10	U04104.075.0100
3/4-10X1.1/4 ft*	10	U04104.075.0125
3/4-10X1.1/2 ft*	10	U04104.075.0150
3/4-10X1.3/4 ft*	10	U04104.075.0175
3/4-10X2 Inch*	5	U04104.075.0200
3/4-10X2.1/4*	5	U04104.075.0225
3/4-10X2.1/2*	5	U04104.075.0250
3/4-10X2.3/4*	5	U04104.075.0275
3/4-10X3 Inch*	5	U04104.075.0300
3/4-10X3.1/4*	5	U04104.075.0325
3/4-10X3.1/2*	5	U04104.075.0350
3/4-10X3.3/4*	5	U04104.075.0375
3/4-10X4 Inch*	5	U04104.075.0400
3/4-10X4.1/4*	5	U04104.075.0425
3/4-10X4.1/2*	5	U04104.075.0450
3/4-10X4.3/4*	5	U04104.075.0475
3/4-10X5 Inch*	5	U04104.075.0500
3/4-10X5.1/4*	5	U04104.075.0525
3/4-10X5.1/2*	5	U04104.075.0550
3/4-10X6 Inch*	5	U04104.075.0600
3/4-10X6.1/2*	1	U04104.075.0650
3/4-10X7 Inch*	1	U04104.075.0700
3/4-10X7.1/2*	1	U04104.075.0750
3/4-10X8 Inch*	1	U04104.075.0800
3/4-10X8.1/2*	1	U04104.075.0850
3/4-10X9 Inch*	1	U04104.075.0900
3/4-10X9.1/2*	1	U04104.075.0950
3/4-10X10 Inch*	1	U04104.075.1000
3/4-10X11 Inch*	1	U04104.075.1100

d x L	✉	Kód výrobku
3/4-10X12 Inch*	1	U04104.075.1200
3/4-10X13 Inch*	1	U04104.075.1300
3/4-10X14 Inch*	1	U04104.075.1400
7/8-9X1.1/2 ft*	5	U04104.087.0150
7/8-9X1.3/4 ft*	5	U04104.087.0175
7/8-9X2 Inch ft*	5	U04104.087.0200
7/8-9X2.1/4*	5	U04104.087.0225
7/8-9X2.1/2*	5	U04104.087.0250
7/8-9X2.3/4*	5	U04104.087.0275
7/8-9X3 Inch*	5	U04104.087.0300
7/8-9X3.1/4*	5	U04104.087.0325
7/8-9X3.1/2*	5	U04104.087.0350
7/8-9X3.3/4*	5	U04104.087.0375
7/8-9X4 Inch*	5	U04104.087.0400
7/8-9X4.1/4*	5	U04104.087.0425
7/8-9X4.1/2*	5	U04104.087.0450
7/8-9X5 Inch*	5	U04104.087.0500
7/8-9X5.1/2*	5	U04104.087.0550
7/8-9X6 Inch*	1	U04104.087.0600
7/8-9X6.1/2*	1	U04104.087.0650
7/8-9X7 Inch*	1	U04104.087.0700
7/8-9X7.1/2*	1	U04104.087.0750
7/8-9X8 Inch*	1	U04104.087.0800
7/8-9X8.1/2*	1	U04104.087.0850
7/8-9X9 Inch*	1	U04104.087.0900
7/8-9X9.1/2*	1	U04104.087.0950
7/8-9X10 Inch*	1	U04104.087.1000
1.-8X1.1/2 ft*	5	U04104.100.0150
1.-8X1.3/4 ft*	5	U04104.100.0175
1.-8X2 Inch ft*	5	U04104.100.0200
1.-8X2.1/4 ft*	5	U04104.100.0225
1.-8X2.1/2*	5	U04104.100.0250
1.-8X2.3/4*	5	U04104.100.0275
1.-8X3 Inch*	5	U04104.100.0300
1.-8X3.1/4*	5	U04104.100.0325
1.-8X3.1/2*	5	U04104.100.0350
1.-8X3.3/4*	5	U04104.100.0375
1.-8X4 Inch*	5	U04104.100.0400
1.-8X4.1/4*	5	U04104.100.0425
1.-8X4.1/2*	5	U04104.100.0450
1.-8X5 Inch*	5	U04104.100.0500
1.-8X5.1/2*	5	U04104.100.0550
1.-8X6 Inch*	1	U04104.100.0600
1.-8X6.1/2*	1	U04104.100.0650
1.-8X7 Inch*	1	U04104.100.0700
1.-8X7.1/2*	1	U04104.100.0750
1.-8X8 Inch*	1	U04104.100.0800
1.-8X8.1/2*	1	U04104.100.0850
1.-8X9 Inch*	1	U04104.100.0900
1.-8X9.1/2*	1	U04104.100.0950
1.-8X10 Inch*	1	U04104.100.1000

d x L	✉	Kód výrobku
1.-8X12 Inch*	1	U04104.100.1200
1.1/8-7X2.1/2 ft*	1	U04104.112.0250
1.1/8-7X3 Inch*	1	U04104.112.0300
1.1/8-7X3.1/2*	1	U04104.112.0350
1.1/8-7X4 Inch*	1	U04104.112.0400
1.1/8-7X4.1/2*	1	U04104.112.0450
1.1/8-7X5 Inch*	1	U04104.112.0500
1.1/8-7X5.1/2*	1	U04104.112.0550
1.1/8-7X6 Inch*	1	U04104.112.0600
1.1/8-7X6.1/2*	1	U04104.112.0650
1.1/8-7X7 Inch*	1	U04104.112.0700
1.1/8-7X7.1/2*	1	U04104.112.0750
1.1/8-7X8 Inch*	1	U04104.112.0800
1.1/8-7X8.1/2*	1	U04104.112.0850
1.1/8-7X9 Inch*	1	U04104.112.0900
1.1/8-7X10 Inch*	1	U04104.112.1000
1.1/4-7X2 Inch ft*	1	U04104.125.0200
1.1/4-7X2.1/2 ft*	1	U04104.125.0250
1.1/4-7X3 Inch*	1	U04104.125.0300
1.1/4-7X3.1/2*	1	U04104.125.0350
1.1/4-7X4 Inch*	1	U04104.125.0400
1.1/4-7X4.1/2*	1	U04104.125.0450
1.1/4-7X5 Inch*	1	U04104.125.0500
1.1/4-7X5.1/2*	1	U04104.125.0550
1.1/4-7X6 Inch*	1	U04104.125.0600
1.1/4-7X6.1/2*	1	U04104.125.0650
1.1/4-7X7 Inch*	1	U04104.125.0700
1.1/4-7X7.1/2*	1	U04104.125.0750
1.1/4-7X8 Inch*	1	U04104.125.0800
1.1/4-7X8.1/2*	1	U04104.125.0850
1.1/4-7X9 Inch*	1	U04104.125.0900
1.1/4-7X10 Inch*	1	U04104.125.1000
1.1/4-7X12 Inch*	1	U04104.125.1200
1.1/4-7X14 Inch*	1	U04104.125.1400
1.1/2-6X3 Inch ft*	1	U04104.150.0300
1.1/2-6X3.1/2*	1	U04104.150.0350
1.1/2-6X4 Inch*	1	U04104.150.0400
1.1/2-6X4.1/2*	1	U04104.150.0450
1.1/2-6X5 Inch*	1	U04104.150.0500
1.1/2-6X5.1/2*	1	U04104.150.0550
1.1/2-6X6 Inch*	1	U04104.150.0600
1.1/2-6X6.1/2*	1	U04104.150.0650
1.1/2-6X7 Inch*	1	U04104.150.0700
1.1/2-6X7.1/2*	1	U04104.150.0750
1.1/2-6X8 Inch*	1	U04104.150.0800
1.1/2-6X8.1/2*	1	U04104.150.0850
1.1/2-6X9 Inch*	1	U04104.150.0900
1.1/2-6X10 Inch*	1	U04104.150.1000

- ft = s plným závitem

U04100 Šroub s šestihrannou hlavou UNC

X01A

Závit Unified National Coarse
Materiál Ocel
Třída Grade 8
Povrchová úprava Pozinkované žlutě pasivované

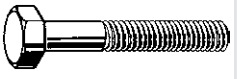

d x L	✉	Kód výrobku
1/4-20X1/2 ft*	100	U04100.025.0050
1/4-20X5/8 ft*	100	U04100.025.0062
1/4-20X3/4 ft*	100	U04100.025.0075
1/4-20X7/8*	100	U04100.025.0087
1/4-20X1 Inch*	100	U04100.025.0100
1/4-20X1.1/4*	100	U04100.025.0125
1/4-20X1.3/8*	100	U04100.025.0137
1/4-20X1.1/2*	100	U04100.025.0150
1/4-20X1.5/8*	100	U04100.025.0162
1/4-20X1.3/4*	100	U04100.025.0175
1/4-20X2 Inch*	50	U04100.025.0200
1/4-20X2.1/4*	50	U04100.025.0225
1/4-20X2.1/2*	50	U04100.025.0250
1/4-20X2.3/4*	50	U04100.025.0275
1/4-20X3 Inch*	50	U04100.025.0300
1/4-20X3.1/4*	50	U04100.025.0325

d x L	✉	Kód výrobku
1/4-20X3.1/2*	50	U04100.025.0350
1/4-20X3.3/4*	50	U04100.025.0375
1/4-20X4 Inch*	25	U04100.025.0400
1/4-20X4.1/4*	25	U04100.025.0425
1/4-20X4.1/2*	25	U04100.025.0450
1/4-20X5 Inch*	25	U04100.025.0500
1/4-20X5.1/2*	25	U04100.025.0550
1/4-20X6 Inch*	25	U04100.025.0600
1/4-20X6.1/2*	10	U04100.025.0650
1/4-20X7 Inch*	10	U04100.025.0700
1/4-20X8 Inch*	5	U04100.025.0800
5/16-18X1/2 ft*	100	U04100.031.0050
5/16-18X5/8 ft*	100	U04100.031.0062
5/16-18X3/4 ft*	100	U04100.031.0075
5/16-18X7/8 ft*	100	U04100.031.0087

d x L	✉	Kód výrobku
5/16-18X1 Inch*	100	U04100.031.0100
5/16-18X1.1/4*	100	U04100.031.0125
5/16-18X1.3/8*	100	U04100.031.0137
5/16-18X1.1/2*	100	U04100.031.0150
5/16-18X1.5/8*	100	U04100.031.0162
5/16-18X1.3/4*	50	U04100.031.0175
5/16-18X2 Inch*	50	U04100.031.0200
5/16-18X2.1/4*	50	U04100.031.0225
5/16-18X2.3/8*	50	U04100.031.0237
5/16-18X2.1/2*	50	U04100.031.0250
5/16-18X2.3/4*	50	U04100.031.0275
5/16-18X3 Inch*	50	U04100.031.0300
5/16-18X3.1/4*	50	U04100.031.0325
5/16-18X3.1/2*	50	U04100.031.0350
5/16-18X3.3/4*	25	U04100.031.0375
5/16-18X4 Inch*	25	U04100.031.0400

U04100 Šroub s šestihrannou hlavou UNC

d x L	✉	Kód výrobku
5/16-18X4.1/4*	25	U04100.031.0425
5/16-18X4.1/2*	25	U04100.031.0450
5/16-18X5 Inch*	25	U04100.031.0500
5/16-18X5.1/2*	25	U04100.031.0550
5/16-18X6 Inch*	25	U04100.031.0600
5/16-18X6.1/2*	10	U04100.031.0650
5/16-18X7 Inch*	10	U04100.031.0700
5/16-18X8 Inch*	5	U04100.031.0800
3/8-16X1/2 ft*	50	U04100.037.0050
3/8-16X5/8 ft*	50	U04100.037.0062
3/8-16X3/4 ft*	50	U04100.037.0075
3/8-16X7/8 ft*	50	U04100.037.0087
3/8-16X1 Inch ft*	50	U04100.037.0100
3/8-16X1.1/4*	50	U04100.037.0125
3/8-16X1.1/2*	50	U04100.037.0150
3/8-16X1.3/4*	50	U04100.037.0175
3/8-16X2 Inch*	25	U04100.037.0200
3/8-16X2.1/4*	25	U04100.037.0225
3/8-16X2.1/2*	25	U04100.037.0250
3/8-16X2.3/4*	25	U04100.037.0275
3/8-16X3 Inch*	25	U04100.037.0300
3/8-16X3.1/4*	25	U04100.037.0325
3/8-16X3.1/2*	25	U04100.037.0350
3/8-16X3.3/4*	25	U04100.037.0375
3/8-16X4 Inch*	10	U04100.037.0400
3/8-16X4.1/4*	10	U04100.037.0425
3/8-16X4.1/2*	10	U04100.037.0450
3/8-16X4.3/4*	10	U04100.037.0475
3/8-16X5 Inch*	10	U04100.037.0500
3/8-16X5.1/2*	10	U04100.037.0550
3/8-16X5.3/4*	10	U04100.037.0575
3/8-16X6 Inch*	10	U04100.037.0600
3/8-16X6.1/2*	10	U04100.037.0650
3/8-16X7 Inch*	10	U04100.037.0700
3/8-16X7.1/2*	5	U04100.037.0750
3/8-16X8 Inch*	5	U04100.037.0800
3/8-16X8.1/2*	5	U04100.037.0850
3/8-16X9 Inch*	5	U04100.037.0900
3/8-16X10 Inch*	5	U04100.037.1000
3/8-16X12 Inch*	5	U04100.037.1200
7/16-14X3/4 ft*	25	U04100.043.0075
7/16-14X7/8 ft*	25	U04100.043.0087
7/16-14X1 Inch ft*	25	U04100.043.0100
7/16-14X1.1/4*	25	U04100.043.0125
7/16-14X1.3/8*	25	U04100.043.0137
7/16-14X1.1/2*	25	U04100.043.0150
7/16-14X1.3/4*	25	U04100.043.0175
7/16-14X2 Inch*	25	U04100.043.0200
7/16-14X2.1/4*	10	U04100.043.0225
7/16-14X2.1/2*	10	U04100.043.0250
7/16-14X2.3/4*	10	U04100.043.0275
7/16-14X3 Inch*	10	U04100.043.0300
7/16-14X3.1/4*	10	U04100.043.0325
7/16-14X3.1/2*	10	U04100.043.0350
7/16-14X3.3/4*	10	U04100.043.0375
7/16-14X4 Inch*	10	U04100.043.0400
7/16-14X4.1/2*	10	U04100.043.0450
7/16-14X5 Inch*	10	U04100.043.0500
7/16-14X5.1/2*	10	U04100.043.0550
7/16-14X6 Inch*	5	U04100.043.0600
7/16-14X6.1/2*	5	U04100.043.0650
7/16-14X7 Inch*	5	U04100.043.0700
7/16-14X8 Inch*	5	U04100.043.0800
7/16-14X9 Inch*	5	U04100.043.0900
7/16-14X10 Inch*	5	U04100.043.1000
7/16-14X12 Inch*	5	U04100.043.1200
1/2-13X3/4 ft*	25	U04100.050.0075
1/2-13X1 Inch ft*	25	U04100.050.0100
1/2-13X1.1/4 ft*	25	U04100.050.0125
1/2-13X1.1/2*	25	U04100.050.0150
1/2-13X1.3/4*	25	U04100.050.0175
1/2-13X2 Inch*	10	U04100.050.0200
1/2-13X2.1/4*	10	U04100.050.0225
1/2-13X2.1/2*	10	U04100.050.0250
1/2-13X2.3/4*	10	U04100.050.0275
1/2-13X3 Inch*	10	U04100.050.0300
1/2-13X3.1/4*	10	U04100.050.0325
1/2-13X3.1/2*	10	U04100.050.0350
1/2-13X3.3/4*	10	U04100.050.0375
1/2-13X4 Inch*	5	U04100.050.0400
1/2-13X4.1/4*	5	U04100.050.0425
1/2-13X4.1/2*	5	U04100.050.0450
1/2-13X4.3/4*	5	U04100.050.0475
1/2-13X5 Inch*	5	U04100.050.0500
1/2-13X5.1/4*	5	U04100.050.0525
1/2-13X5.1/2*	5	U04100.050.0550
1/2-13X5.3/4*	5	U04100.050.0575
1/2-13X6 Inch*	5	U04100.050.0600
1/2-13X6.1/2*	5	U04100.050.0650
1/2-13X7 Inch*	5	U04100.050.0700
1/2-13X7.1/2*	5	U04100.050.0750
1/2-13X8 Inch*	5	U04100.050.0800
1/2-13X8.1/2*	5	U04100.050.0850
1/2-13X9 Inch*	5	U04100.050.0900
1/2-13X9.1/2*	5	U04100.050.0950
1/2-13X10 Inch*	5	U04100.050.1000
1/2-13X11 Inch*	5	U04100.050.1100
1/2-13X12 Inch*	5	U04100.050.1200
1/2-13X14 Inch*	1	U04100.050.1400
9/16-12X1 Inch ft*	25	U04100.056.0100
9/16-12X1.1/4 ft*	25	U04100.056.0125
9/16-12X1.1/2*	25	U04100.056.0150
9/16-12X1.3/4*	10	U04100.056.0175
9/16-12X2 Inch*	10	U04100.056.0200
9/16-12X2.1/4*	10	U04100.056.0225
9/16-12X2.1/2*	10	U04100.056.0250
9/16-12X2.3/4*	10	U04100.056.0275
9/16-12X3 Inch*	10	U04100.056.0300
9/16-12X3.1/4*	10	U04100.056.0325
9/16-12X3.1/2*	10	U04100.056.0350
9/16-12X3.3/4*	10	U04100.056.0375
9/16-12X4 Inch*	5	U04100.056.0400
9/16-12X4.1/2*	5	U04100.056.0450
9/16-12X5 Inch*	5	U04100.056.0500
9/16-12X5.1/2*	5	U04100.056.0550
9/16-12X6 Inch*	5	U04100.056.0600
5/8-11X1 Inch ft*	10	U04100.062.0100
5/8-11X1.1/4 ft*	10	U04100.062.0125
5/8-11X1.1/2 ft*	10	U04100.062.0150
5/8-11X1.3/4*	10	U04100.062.0175
5/8-11X2 Inch*	5	U04100.062.0200
5/8-11X2.1/4*	5	U04100.062.0225
5/8-11X2.1/2*	5	U04100.062.0250
5/8-11X2.3/4*	5	U04100.062.0275
5/8-11X3 Inch*	5	U04100.062.0300
5/8-11X3.1/4*	5	U04100.062.0325
5/8-11X3.1/2*	5	U04100.062.0350
5/8-11X3.3/4*	5	U04100.062.0375
5/8-11X4 Inch*	5	U04100.062.0400
5/8-11X4.1/4*	5	U04100.062.0425
5/8-11X4.1/2*	5	U04100.062.0450
5/8-11X4.3/4*	5	U04100.062.0475
5/8-11X5 Inch*	5	U04100.062.0500
5/8-11X5.1/2*	5	U04100.062.0550
5/8-11X6 Inch*	5	U04100.062.0600
5/8-11X6.1/2*	5	U04100.062.0650
5/8-11X7 Inch*	5	U04100.062.0700
5/8-11X7.1/2*	5	U04100.062.0750
5/8-11X8 Inch*	5	U04100.062.0800
5/8-11X8.1/2*	5	U04100.062.0850
5/8-11X9 Inch*	5	U04100.062.0900
5/8-11X9.1/2*	5	U04100.062.0950
5/8-11X10 Inch*	5	U04100.062.1000
5/8-11X11 Inch*	5	U04100.062.1100
5/8-11X12 Inch*	5	U04100.062.1200
5/8-11X14 Inch*	1	U04100.062.1400
3/4-10X1 Inch ft*	10	U04100.075.0100
3/4-10X1.1/4 ft*	10	U04100.075.0125
3/4-10X1.1/2 ft*	10	U04100.075.0150
3/4-10X1.3/4 ft*	10	U04100.075.0175
3/4-10X2 Inch*	5	U04100.075.0200
3/4-10X2.1/4*	5	U04100.075.0225
3/4-10X2.1/2*	5	U04100.075.0250
3/4-10X2.3/4*	5	U04100.075.0275
3/4-10X3 Inch*	5	U04100.075.0300
3/4-10X3.1/4*	5	U04100.075.0325
3/4-10X3.1/2*	5	U04100.075.0350
3/4-10X3.3/4*	5	U04100.075.0375
3/4-10X4 Inch*	5	U04100.075.0400
3/4-10X4.1/4*	5	U04100.075.0425
3/4-10X4.1/2*	5	U04100.075.0450
3/4-10X4.3/4*	5	U04100.075.0475
3/4-10X5 Inch*	5	U04100.075.0500
3/4-10X5.1/4*	5	U04100.075.0525
3/4-10X5.1/2*	5	U04100.075.0550
3/4-10X6 Inch*	5	U04100.075.0600
3/4-10X6.1/2*	1	U04100.075.0650
3/4-10X7 Inch*	1	U04100.075.0700
3/4-10X7.1/2*	1	U04100.075.0750
3/4-10X8 Inch*	1	U04100.075.0800
3/4-10X8.1/2*	1	U04100.075.0850
3/4-10X9 Inch*	1	U04100.075.0900
3/4-10X9.1/2*	1	U04100.075.0950
3/4-10X10 Inch*	1	U04100.075.1000
3/4-10X11 Inch*	1	U04100.075.1100
3/4-10X12 Inch*	1	U04100.075.1200
3/4-10X13 Inch*	1	U04100.075.1300
3/4-10X14 Inch*	1	U04100.075.1400
7/8-9X1.1/2 ft*	5	U04100.087.0150
7/8-9X1.3/4 ft*	5	U04100.087.0175
7/8-9X2 Inch ft*	5	U04100.087.0200
7/8-9X2.1/4*	5	U04100.087.0225
7/8-9X2.1/2*	5	U04100.087.0250
7/8-9X2.3/4*	5	U04100.087.0275
7/8-9X3 Inch*	5	U04100.087.0300
7/8-9X3.1/4*	5	U04100.087.0325
7/8-9X3.1/2*	5	U04100.087.0350
7/8-9X3.3/4*	5	U04100.087.0375
7/8-9X4 Inch*	5	U04100.087.0400
7/8-9X4.1/4*	5	U04100.087.0425
7/8-9X4.1/2*	5	U04100.087.0450
7/8-9X5 Inch*	5	U04100.087.0500
7/8-9X5.1/2*	5	U04100.087.0550
7/8-9X6 Inch*	1	U04100.087.0600
7/8-9X6.1/2*	1	U04100.087.0650
7/8-9X7 Inch*	1	U04100.087.0700
7/8-9X7.1/2*	1	U04100.087.0750
7/8-9X8 Inch*	1	U04100.087.0800
7/8-9X8.1/2*	1	U04100.087.0850
7/8-9X9 Inch*	1	U04100.087.0900
7/8-9X9.1/2*	1	U04100.087.0950
7/8-9X10 Inch*	1	U04100.087.1000
7/8-9X11 Inch*	1	U04100.087.1100
1.-8X1.1/2 ft*	5	U04100.100.0150
1.-8X1.3/4 ft*	5	U04100.100.0175
1.-8X2 Inch ft*	5	U04100.100.0200
1.-8X2.1/4 ft*	5	U04100.100.0225
1.-8X2.1/2*	5	U04100.100.0250
1.-8X2.3/4*	5	U04100.100.0275
1.-8X3 Inch*	5	U04100.100.0300
1.-8X3.1/4*	5	U04100.100.0325
1.-8X3.1/2*	5	U04100.100.0350
1.-8X3.3/4*	5	U04100.100.0375
1.-8X4 Inch*	5	U04100.100.0400
1.-8X4.1/4*	5	U04100.100.0425
1.-8X4.1/2*	5	U04100.100.0450
1.-8X5 Inch*	5	U04100.100.0500
1.-8X5.1/2*	5	U04100.100.0550
1.-8X6 Inch*	1	U04100.100.0600
1.-8X6.1/2*	1	U04100.100.0650
1.-8X7 Inch*	1	U04100.100.0700
1.-8X7.1/2*	1	U04100.100.0750
1.-8X8 Inch*	1	U04100.100.0800
1.-8X8.1/2*	1	U04100.100.0850
1.-8X9 Inch*	1	U04100.100.0900
1.-8X9.1/2*	1	U04100.100.0950
1.-8X10 Inch*	1	U04100.100.1000
1.-8X12 Inch*	1	U04100.100.1200
1.1/8-7X2.1/2 ft*	1	U04100.112.0250
1.1/8-7X3 Inch*	1	U04100.112.0300
1.1/8-7X3.1/2*	1	U04100.112.0350
1.1/8-7X4 Inch*	1	U04100.112.0400
1.1/8-7X4.1/2*	1	U04100.112.0450
1.1/8-7X5 Inch*	1	U04100.112.0500
1.1/8-7X5.1/2*	1	U04100.112.0550
1.1/8-7X6 Inch*	1	U04100.112.0600
1.1/8-7X6.1/2*	1	U04100.112.0650

U04100 Šroub s šestihrannou hlavou UNC

d x L	✉	Kód výrobku	d x L	✉	Kód výrobku	d x L	✉	Kód výrobku
1.1/8-7X7 Inch*	1	U04100.112.0700	1.1/4-7X5.1/2*	1	U04100.125.0550	1.1/2-6X3.1/2*	1	U04100.150.0350
1.1/8-7X7.1/2*	1	U04100.112.0750	1.1/4-7X6 Inch*	1	U04100.125.0600	1.1/2-6X4 Inch*	1	U04100.150.0400
1.1/8-7X8 Inch*	1	U04100.112.0800	1.1/4-7X6.1/2*	1	U04100.125.0650	1.1/2-6X4.1/2*	1	U04100.150.0450
1.1/8-7X8.1/2*	1	U04100.112.0850	1.1/4-7X7 Inch*	1	U04100.125.0700	1.1/2-6X5 Inch*	1	U04100.150.0500
1.1/8-7X9 Inch*	1	U04100.112.0900	1.1/4-7X7.1/2*	1	U04100.125.0750	1.1/2-6X5.1/2*	1	U04100.150.0550
1.1/8-7X10 Inch*	1	U04100.112.1000	1.1/4-7X8 Inch*	1	U04100.125.0800	1.1/2-6X6 Inch*	1	U04100.150.0600
			1.1/4-7X8.1/2*	1	U04100.125.0850	1.1/2-6X6.1/2*	1	U04100.150.0650
1.1/4-7X2.1/2 ft*	1	U04100.125.0250	1.1/4-7X9 Inch*	1	U04100.125.0900	1.1/2-6X7 Inch*	1	U04100.150.0700
1.1/4-7X3 Inch*	1	U04100.125.0300	1.1/4-7X10 Inch*	1	U04100.125.1000	1.1/2-6X7.1/2*	1	U04100.150.0750
1.1/4-7X3.1/2*	1	U04100.125.0350	1.1/4-7X12 Inch*	1	U04100.125.1200	1.1/2-6X8 Inch*	1	U04100.150.0800
1.1/4-7X4 Inch*	1	U04100.125.0400	1.1/4-7X14 Inch*	1	U04100.125.1400	1.1/2-6X8.1/2*	1	U04100.150.0850
1.1/4-7X4.1/2*	1	U04100.125.0450				1.1/2-6X9 Inch*	1	U04100.150.0900
1.1/4-7X5 Inch*	1	U04100.125.0500	1.1/2-6X3 Inch ft*	1	U04100.150.0300	1.1/2-6X10 Inch*	1	U04100.150.1000

- ft = s plným závitem

U51000 Šroub s šestihrannou hlavou UNC

X15A

Závit Unified National Coarse
Materiál Nerezocel A2 (AISI 304/18-8)
Třída F593

RoHS

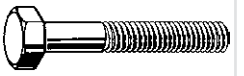

d x L	✉	Kód výrobku	d x L	✉	Kód výrobku	d x L	✉	Kód výrobku
1/4-20X1/2 ft*	100	U51000.025.0050	3/8-16X3/4 ft*	50	U51000.037.0075	1/2-13X1.1/2*	10	U51000.050.0150
1/4-20X5/8 ft*	100	U51000.025.0062	3/8-16X7/8 ft*	50	U51000.037.0087	1/2-13X1.3/4*	10	U51000.050.0175
1/4-20X3/4 ft*	100	U51000.025.0075	3/8-16X1 Inch ft*	50	U51000.037.0100	1/2-13X2 Inch*	10	U51000.050.0200
1/4-20X7/8*	100	U51000.025.0087	3/8-16X1.1/8	25	U51000.037.0112	1/2-13X2.1/4*	10	U51000.050.0225
1/4-20X1 Inch*	100	U51000.025.0100	3/8-16X1.1/4*	50	U51000.037.0125	1/2-13X2.1/2*	10	U51000.050.0250
1/4-20X1.1/8	25	U51000.025.0112	3/8-16X1.3/8	25	U51000.037.0137	1/2-13X2.3/4*	10	U51000.050.0275
1/4-20X1.1/4*	100	U51000.025.0125	3/8-16X1.1/2*	25	U51000.037.0150	1/2-13X3 Inch*	5	U51000.050.0300
1/4-20X1.3/8*	100	U51000.025.0137	3/8-16X1.3/4*	25	U51000.037.0175	1/2-13X3.1/4*	5	U51000.050.0325
1/4-20X1.1/2*	100	U51000.025.0150	3/8-16X2 Inch*	25	U51000.037.0200	1/2-13X3.1/2*	5	U51000.050.0350
1/4-20X1.3/4*	100	U51000.025.0175	3/8-16X2.1/4*	25	U51000.037.0225	1/2-13X3.3/4*	5	U51000.050.0375
1/4-20X1.7/8	25	U51000.025.0187	3/8-16X2.1/2*	25	U51000.037.0250	1/2-13X4 Inch*	5	U51000.050.0400
1/4-20X2 Inch*	50	U51000.025.0200	3/8-16X2.3/4*	25	U51000.037.0275	1/2-13X4.1/4*	5	U51000.050.0425
1/4-20X2.1/4*	50	U51000.025.0225	3/8-16X3 Inch*	10	U51000.037.0300	1/2-13X4.1/2*	5	U51000.050.0450
1/4-20X2.1/2*	50	U51000.025.0250	3/8-16X3.1/4*	10	U51000.037.0325	1/2-13X4.3/4*	5	U51000.050.0475
1/4-20X2.3/4*	50	U51000.025.0275	3/8-16X3.1/2*	10	U51000.037.0350	1/2-13X5 Inch*	5	U51000.050.0500
1/4-20X3 Inch*	25	U51000.025.0300	3/8-16X3.3/4*	10	U51000.037.0375	1/2-13X5.1/2*	5	U51000.050.0550
1/4-20X3.1/4*	25	U51000.025.0325	3/8-16X4 Inch*	10	U51000.037.0400	1/2-13X6 Inch*	5	U51000.050.0600
1/4-20X3.1/2*	25	U51000.025.0350	3/8-16X4.1/4*	10	U51000.037.0425	1/2-13X6.1/2*	5	U51000.050.0650
1/4-20X3.3/4*	25	U51000.025.0375	3/8-16X4.1/2*	10	U51000.037.0450	1/2-13X7 Inch*	5	U51000.050.0700
1/4-20X4 Inch*	25	U51000.025.0400	3/8-16X4.3/4*	10	U51000.037.0475	1/2-13X7.1/2*	5	U51000.050.0750
1/4-20X4.1/4*	25	U51000.025.0425	3/8-16X5 Inch*	10	U51000.037.0500	1/2-13X8 Inch*	5	U51000.050.0800
1/4-20X4.1/2*	25	U51000.025.0450	3/8-16X5.1/2*	10	U51000.037.0550	1/2-13X8.1/2*	1	U51000.050.0850
1/4-20X5 Inch*	25	U51000.025.0500	3/8-16X5.3/4*	10	U51000.037.0575	1/2-13X9 Inch*	1	U51000.050.0900
1/4-20X5.1/2*	10	U51000.025.0550	3/8-16X6 Inch*	10	U51000.037.0600	1/2-13X10 Inch*	1	U51000.050.1000
1/4-20X6 Inch*	10	U51000.025.0600	3/8-16X6.1/2*	5	U51000.037.0650	1/2-13X11 Inch*	1	U51000.050.1100
1/4-20X6.1/2*	5	U51000.025.0650	3/8-16X7 Inch*	5	U51000.037.0700	1/2-13X12 Inch*	1	U51000.050.1200
1/4-20X7 Inch*	5	U51000.025.0700	3/8-16X7.1/2*	5	U51000.037.0750			
1/4-20X8 Inch*	5	U51000.025.0800	3/8-16X8 Inch*	5	U51000.037.0800	9/16-12X1.1/2*	10	U51000.056.0150
			3/8-16X9 Inch	1	U51000.037.0900	9/16-12X1.3/4*	10	U51000.056.0175
5/16-18X1/2 ft*	100	U51000.031.0050	3/8-16X10 Inch	1	U51000.037.1000	9/16-12X2 Inch*	5	U51000.056.0200
5/16-18X5/8 ft*	100	U51000.031.0062				9/16-12X2.1/4*	5	U51000.056.0225
5/16-18X3/4 ft*	100	U51000.031.0075	7/16-14X3/4 ft*	25	U51000.043.0075	9/16-12X2.1/2*	5	U51000.056.0250
5/16-18X7/8 ft*	50	U51000.031.0087	7/16-14X7/8 ft*	25	U51000.043.0087	9/16-12X2.3/4*	5	U51000.056.0275
5/16-18X1 Inch*	50	U51000.031.0100	7/16-14X1 Inch ft*	25	U51000.043.0100	9/16-12X3 Inch*	5	U51000.056.0300
5/16-18X1.1/8	25	U51000.031.0112	7/16-14X1.1/4*	25	U51000.043.0125	9/16-12X3.1/4*	5	U51000.056.0325
5/16-18X1.1/4*	50	U51000.031.0125	7/16-14X1.1/2*	25	U51000.043.0150	9/16-12X3.1/2*	5	U51000.056.0350
5/16-18X1.3/8*	50	U51000.031.0137	7/16-14X1.3/4*	10	U51000.043.0175	9/16-12X3.3/4*	5	U51000.056.0375
5/16-18X1.1/2*	50	U51000.031.0150	7/16-14X2 Inch*	10	U51000.043.0200	9/16-12X4 Inch*	5	U51000.056.0400
5/16-18X1.3/4*	50	U51000.031.0175	7/16-14X2.1/4*	10	U51000.043.0225	9/16-12X4.1/2*	5	U51000.056.0450
5/16-18X2 Inch*	50	U51000.031.0200	7/16-14X2.1/2*	10	U51000.043.0250	9/16-12X5 Inch*	5	U51000.056.0500
5/16-18X2.1/4*	25	U51000.031.0225	7/16-14X2.3/4*	10	U51000.043.0275	9/16-12X5.1/2*	5	U51000.056.0550
5/16-18X2.1/2*	25	U51000.031.0250	7/16-14X3 Inch*	10	U51000.043.0300	9/16-12X6 Inch*	5	U51000.056.0600
5/16-18X2.3/4*	25	U51000.031.0275	7/16-14X3.1/2*	5	U51000.043.0350			
5/16-18X3 Inch*	25	U51000.031.0300	7/16-14X4 Inch*	5	U51000.043.0400	5/8-11X1 Inch ft*	10	U51000.062.0100
5/16-18X3.1/4*	25	U51000.031.0325	7/16-14X4.1/2*	5	U51000.043.0450	5/8-11X1.1/4 ft*	10	U51000.062.0125
5/16-18X3.1/2*	25	U51000.031.0350	7/16-14X5 Inch*	5	U51000.043.0500	5/8-11X1.1/2 ft*	10	U51000.062.0150
5/16-18X3.3/4*	25	U51000.031.0375	7/16-14X6 Inch*	5	U51000.043.0600	5/8-11X1.3/4*	10	U51000.062.0175
5/16-18X4 Inch*	10	U51000.031.0400	7/16-14X7 Inch*	5	U51000.043.0700	5/8-11X2 Inch*	5	U51000.062.0200
5/16-18X4.1/2*	10	U51000.031.0450	7/16-14X8 Inch*	5	U51000.043.0800	5/8-11X2.1/4*	5	U51000.062.0225
5/16-18X5 Inch*	10	U51000.031.0500				5/8-11X2.1/2*	5	U51000.062.0250
5/16-18X5.1/2*	10	U51000.031.0550	1/2-13X1/2 ft	25	U51000.050.0050	5/8-11X2.3/4*	5	U51000.062.0275
5/16-18X6 Inch*	10	U51000.031.0600	1/2-13X5/8 ft	1	U51000.050.0062	5/8-11X3 Inch*	5	U51000.062.0300
5/16-18X7 Inch*	5	U51000.031.0700	1/2-13X3/4 ft*	10	U51000.050.0075	5/8-11X3.1/4*	5	U51000.062.0325
			1/2-13X7/8 ft*	10	U51000.050.0087	5/8-11X3.1/2*	5	U51000.062.0350
3/8-16X1/2 ft*	50	U51000.037.0050	1/2-13X1 Inch ft*	10	U51000.050.0100	5/8-11X3.3/4*	5	U51000.062.0375
3/8-16X5/8 ft*	50	U51000.037.0062	1/2-13X1.1/4 ft*	10	U51000.050.0125	5/8-11X4 Inch*	5	U51000.062.0400

U51000 Šroub s šestihrannou hlavou UNC

d x L	✉	Kód výrobku	d x L	✉	Kód výrobku	d x L	✉	Kód výrobku
5/8-11X4.1/4*	5	U51000.062.0425	3/4-10X5.1/2*	5	U51000.075.0550	1.-8X2.1/2*	5	U51000.100.0250
5/8-11X4.1/2*	5	U51000.062.0450	3/4-10X6 Inch*	5	U51000.075.0600	1.-8X2.3/4*	5	U51000.100.0275
5/8-11X4.3/4*	5	U51000.062.0475	3/4-10X6.1/2*	5	U51000.075.0650	1.-8X3 Inch*	5	U51000.100.0300
5/8-11X5 Inch*	5	U51000.062.0500	3/4-10X7 Inch*	5	U51000.075.0700	1.-8X3.1/4*	5	U51000.100.0325
5/8-11X5.1/4	5	U51000.062.0525	3/4-10X7.1/2*	5	U51000.075.0750	1.-8X3.1/2*	5	U51000.100.0350
5/8-11X5.1/2*	5	U51000.062.0550	3/4-10X8 Inch*	5	U51000.075.0800	1.-8X4 Inch*	5	U51000.100.0400
5/8-11X6 Inch*	5	U51000.062.0600	3/4-10X9 Inch	1	U51000.075.0900	1.-8X4.1/4*	5	U51000.100.0425
5/8-11X6.1/2*	5	U51000.062.0650	3/4-10X10 Inch	1	U51000.075.1000	1.-8X4.1/2*	5	U51000.100.0450
5/8-11X7 Inch*	5	U51000.062.0700				1.-8X5 Inch*	5	U51000.100.0500
5/8-11X7.1/2*	5	U51000.062.0750	7/8-9X1.1/2 ft*	5	U51000.087.0150	1.-8X5.1/2*	5	U51000.100.0550
5/8-11X8 Inch*	5	U51000.062.0800	7/8-9X1.3/4 ft*	5	U51000.087.0175	1.-8X6 Inch*	5	U51000.100.0600
5/8-11X8.1/2*	1	U51000.062.0850	7/8-9X2 Inch ft*	5	U51000.087.0200	1.-8X6.1/2*	1	U51000.100.0650
5/8-11X9 Inch*	1	U51000.062.0900	7/8-9X2.1/4*	5	U51000.087.0225	1.-8X7 Inch*	1	U51000.100.0700
5/8-11X9.1/2*	1	U51000.062.0950	7/8-9X2.1/2*	5	U51000.087.0250	1.-8X8 Inch*	1	U51000.100.0800
5/8-11X10 Inch*	1	U51000.062.1000	7/8-9X2.3/4*	5	U51000.087.0275	1.-8X9 Inch*	1	U51000.100.0900
5/8-11X11 Inch*	1	U51000.062.1100	7/8-9X3 Inch*	5	U51000.087.0300	1.-8X10 Inch*	1	U51000.100.1000
5/8-11X12 Inch*	1	U51000.062.1200	7/8-9X3.1/4*	5	U51000.087.0325			
			7/8-9X3.1/2*	5	U51000.087.0350	1.1/8-7X2.1/2 ft*	1	U51000.112.0250
3/4-10X1 Inch ft*	5	U51000.075.0100	7/8-9X3.3/4*	5	U51000.087.0375	1.1/8-7X3 Inch*	1	U51000.112.0300
3/4-10X1.1/4 ft*	5	U51000.075.0125	7/8-9X4 Inch*	5	U51000.087.0400	1.1/8-7X3.1/2*	1	U51000.112.0350
3/4-10X1.1/2 ft*	5	U51000.075.0150	7/8-9X4.1/4*	5	U51000.087.0425	1.1/8-7X4 Inch*	1	U51000.112.0400
3/4-10X1.3/4 ft*	5	U51000.075.0175	7/8-9X4.1/2*	5	U51000.087.0450	1.1/8-7X5 Inch*	1	U51000.112.0500
3/4-10X2 Inch*	5	U51000.075.0200	7/8-9X4.3/4	1	U51000.087.0475	1.1/8-7X6 Inch*	1	U51000.112.0600
3/4-10X2.1/4*	5	U51000.075.0225	7/8-9X5 Inch*	5	U51000.087.0500	1.1/8-7X7 Inch*	1	U51000.112.0700
3/4-10X2.1/2*	5	U51000.075.0250	7/8-9X5.1/2*	5	U51000.087.0550	1.1/8-7X8 Inch*	1	U51000.112.0800
3/4-10X2.3/4*	5	U51000.075.0275	7/8-9X6 Inch*	5	U51000.087.0600			
3/4-10X3 Inch*	5	U51000.075.0300	7/8-9X6.1/2*	5	U51000.087.0650	1.1/4-7X2.1/2 ft*	1	U51000.125.0250
3/4-10X3.1/4*	5	U51000.075.0325	7/8-9X7 Inch*	5	U51000.087.0700	1.1/4-7X3 Inch*	1	U51000.125.0300
3/4-10X3.1/2*	5	U51000.075.0350	7/8-9X7.1/2*	1	U51000.087.0750	1.1/4-7X4 Inch*	1	U51000.125.0400
3/4-10X3.3/4*	5	U51000.075.0375	7/8-9X8 Inch*	1	U51000.087.0800	1.1/4-7X5 Inch*	1	U51000.125.0500
3/4-10X4 Inch*	5	U51000.075.0400	7/8-9X9 Inch*	1	U51000.087.0900	1.1/4-7X6 Inch*	1	U51000.125.0600
3/4-10X4.1/4*	5	U51000.075.0425	7/8-9X10 Inch*	1	U51000.087.1000	1.1/4-7X7 Inch*	1	U51000.125.0700
3/4-10X4.1/2*	5	U51000.075.0450				1.1/4-7X8 Inch*	1	U51000.125.0800
3/4-10X4.3/4*	5	U51000.075.0475	1.-8X2 Inch ft*	5	U51000.100.0200	1.1/4-7X9 Inch*	1	U51000.125.0900
3/4-10X5 Inch*	5	U51000.075.0500	1.-8X2.1/4 ft*	5	U51000.100.0225			

- ft = s plným závitem

U55000 Šroub s šestihrannou hlavou UNC

X15A

Závit Unified National Coarse
Materiál Nerezocel A4 (AISI 316/18-10)
Třída F593

RoHS

d x L	✉	Kód výrobku	d x L	✉	Kód výrobku	d x L	✉	Kód výrobku
1/4-20X1/2 ft*	100	U55000.025.0050	5/16-18X2.1/4*	25	U55000.031.0225	3/8-16X6.1/2*	5	U55000.037.0650
1/4-20X5/8 ft*	100	U55000.025.0062	5/16-18X2.1/2*	25	U55000.031.0250	3/8-16X7 Inch*	5	U55000.037.0700
1/4-20X3/4 ft*	100	U55000.025.0075	5/16-18X2.3/4*	25	U55000.031.0275	3/8-16X7.1/2*	5	U55000.037.0750
1/4-20X7/8*	100	U55000.025.0087	5/16-18X3 Inch*	25	U55000.031.0300	3/8-16X8 Inch*	5	U55000.037.0800
1/4-20X1 Inch*	100	U55000.025.0100	5/16-18X3.1/2*	25	U55000.031.0350			
1/4-20X1.1/4*	100	U55000.025.0125	5/16-18X4 Inch*	10	U55000.031.0400	7/16-14X1 Inch ft*	25	U55000.043.0100
1/4-20X1.3/8*	100	U55000.025.0137	5/16-18X5 Inch*	10	U55000.031.0500	7/16-14X1.1/4*	25	U55000.043.0125
1/4-20X1.1/2*	100	U55000.025.0150	5/16-18X6 Inch*	10	U55000.031.0600	7/16-14X1.1/2*	25	U55000.043.0150
1/4-20X1.3/4*	100	U55000.025.0175				7/16-14X2 Inch*	10	U55000.043.0200
1/4-20X1.7/8	10	U55000.025.0187	3/8-16X1/2 ft*	50	U55000.037.0050	7/16-14X2.1/2*	10	U55000.043.0250
1/4-20X2 Inch*	50	U55000.025.0200	3/8-16X5/8 ft*	50	U55000.037.0062	7/16-14X3 Inch*	10	U55000.043.0300
1/4-20X2.1/4*	50	U55000.025.0225	3/8-16X3/4 ft*	50	U55000.037.0075	7/16-14X3.1/2*	5	U55000.043.0350
1/4-20X2.1/2*	50	U55000.025.0250	3/8-16X7/8 ft*	50	U55000.037.0087	7/16-14X4 Inch*	5	U55000.043.0400
1/4-20X2.3/4*	50	U55000.025.0275	3/8-16X1 Inch ft*	50	U55000.037.0100			
1/4-20X3 Inch*	25	U55000.025.0300	3/8-16X1.1/8	10	U55000.037.0112	1/2-13X3/4 ft*	10	U55000.050.0075
1/4-20X3.1/4*	25	U55000.025.0325	3/8-16X1.1/4*	50	U55000.037.0125	1/2-13X7/8 ft*	10	U55000.050.0087
1/4-20X3.1/2*	25	U55000.025.0350	3/8-16X1.1/2*	25	U55000.037.0150	1/2-13X1 Inch ft*	10	U55000.050.0100
1/4-20X3.3/4*	25	U55000.025.0375	3/8-16X1.3/4*	25	U55000.037.0175	1/2-13X1.1/4 ft*	10	U55000.050.0125
1/4-20X4 Inch*	25	U55000.025.0400	3/8-16X2 Inch*	25	U55000.037.0200	1/2-13X1.1/2*	10	U55000.050.0150
1/4-20X4.1/4*	25	U55000.025.0425	3/8-16X2.1/4*	25	U55000.037.0225	1/2-13X1.3/4*	10	U55000.050.0175
1/4-20X4.1/2*	25	U55000.025.0450	3/8-16X2.1/2*	25	U55000.037.0250	1/2-13X2 Inch*	10	U55000.050.0200
1/4-20X5 Inch*	25	U55000.025.0500	3/8-16X2.3/4*	25	U55000.037.0275	1/2-13X2.1/4*	10	U55000.050.0225
1/4-20X5.1/2*	10	U55000.025.0550	3/8-16X3 Inch*	10	U55000.037.0300	1/2-13X2.1/2*	10	U55000.050.0250
1/4-20X6 Inch*	10	U55000.025.0600	3/8-16X3.1/4*	10	U55000.037.0325	1/2-13X2.3/4*	10	U55000.050.0275
			3/8-16X3.1/2*	10	U55000.037.0350	1/2-13X3 Inch*	5	U55000.050.0300
5/16-18X1/2 ft*	100	U55000.031.0050	3/8-16X3.3/4*	10	U55000.037.0375	1/2-13X3.1/4*	5	U55000.050.0325
5/16-18X5/8 ft*	100	U55000.031.0062	3/8-16X4 Inch*	10	U55000.037.0400	1/2-13X3.1/2*	5	U55000.050.0350
5/16-18X3/4 ft*	100	U55000.031.0075	3/8-16X4.1/4*	10	U55000.037.0425	1/2-13X3.3/4*	5	U55000.050.0375
5/16-18X7/8 ft*	50	U55000.031.0087	3/8-16X4.1/2*	10	U55000.037.0450	1/2-13X4 Inch*	5	U55000.050.0400
5/16-18X1 Inch*	50	U55000.031.0100	3/8-16X4.3/4*	10	U55000.037.0475	1/2-13X4.1/4*	5	U55000.050.0425
5/16-18X1.1/4*	50	U55000.031.0125	3/8-16X5 Inch*	10	U55000.037.0500	1/2-13X4.1/2*	5	U55000.050.0450
5/16-18X1.1/2*	50	U55000.031.0150	3/8-16X5.1/2*	10	U55000.037.0550	1/2-13X4.3/4*	5	U55000.050.0475
5/16-18X1.3/4*	50	U55000.031.0175	3/8-16X5.3/4*	10	U55000.037.0575	1/2-13X5 Inch*	5	U55000.050.0500
5/16-18X2 Inch*	50	U55000.031.0200	3/8-16X6 Inch*	10	U55000.037.0600	1/2-13X5.1/2*	5	U55000.050.0550

U55000 Šroub s šestihrannou hlavou UNC

d x L	✉	Kód výrobku
1/2-13X6 Inch*	5	U55000.050.0600
1/2-13X6.1/2*	5	U55000.050.0650
1/2-13X7 Inch*	5	U55000.050.0700
1/2-13X7.1/2*	5	U55000.050.0750
1/2-13X8 Inch*	5	U55000.050.0800
1/2-13X8.1/2*	1	U55000.050.0850
1/2-13X9 Inch*	1	U55000.050.0900
1/2-13X10 Inch*	1	U55000.050.1000
1/2-13X11 Inch*	1	U55000.050.1100
1/2-13X12 Inch*	1	U55000.050.1200
5/8-11X1 Inch ft*	10	U55000.062.0100
5/8-11X1.1/4 ft*	10	U55000.062.0125
5/8-11X1.1/2 ft*	10	U55000.062.0150
5/8-11X1.3/4*	10	U55000.062.0175
5/8-11X2 Inch*	5	U55000.062.0200
5/8-11X2.1/4*	5	U55000.062.0225
5/8-11X2.1/2*	5	U55000.062.0250
5/8-11X2.3/4*	5	U55000.062.0275
5/8-11X3 Inch*	5	U55000.062.0300
5/8-11X3.1/4*	5	U55000.062.0325
5/8-11X3.1/2*	5	U55000.062.0350
5/8-11X3.3/4*	5	U55000.062.0375
5/8-11X4 Inch*	5	U55000.062.0400
5/8-11X4.1/4*	5	U55000.062.0425
5/8-11X4.1/2*	5	U55000.062.0450
5/8-11X4.3/4*	5	U55000.062.0475
5/8-11X5 Inch*	5	U55000.062.0500
5/8-11X51/4	5	U55000.062.0525
5/8-11X5.1/2*	5	U55000.062.0550
5/8-11X6 Inch*	5	U55000.062.0600
5/8-11X6.1/2*	5	U55000.062.0650
5/8-11X7 Inch*	5	U55000.062.0700
5/8-11X7.1/2*	5	U55000.062.0750
5/8-11X8 Inch*	5	U55000.062.0800
5/8-11X8.1/2*	1	U55000.062.0850
5/8-11X9 Inch*	1	U55000.062.0900
5/8-11X9.1/2*	1	U55000.062.0950
5/8-11X10 Inch*	1	U55000.062.1000
5/8-11X11 Inch*	1	U55000.062.1100
5/8-11X12 Inch*	1	U55000.062.1200
3/4-10X1 Inch ft	5	U55000.075.0100

d x L	✉	Kód výrobku
3/4-10X1.1/4 ft*	5	U55000.075.0125
3/4-10X1.1/2 ft*	5	U55000.075.0150
3/4-10X1.3/4 ft*	5	U55000.075.0175
3/4-10X2 Inch*	5	U55000.075.0200
3/4-10X2.1/4*	5	U55000.075.0225
3/4-10X2.1/2*	5	U55000.075.0250
3/4-10X2.3/4*	5	U55000.075.0275
3/4-10X3 Inch*	5	U55000.075.0300
3/4-10X3.1/4*	5	U55000.075.0325
3/4-10X3.1/2*	5	U55000.075.0350
3/4-10X3.3/4*	5	U55000.075.0375
3/4-10X4 Inch*	5	U55000.075.0400
3/4-10X4.1/4*	5	U55000.075.0425
3/4-10X4.1/2*	5	U55000.075.0450
3/4-10X4.3/4*	5	U55000.075.0475
3/4-10X5 Inch*	5	U55000.075.0500
3/4-10X5.1/2*	5	U55000.075.0550
3/4-10X6 Inch*	5	U55000.075.0600
3/4-10X6.1/2*	5	U55000.075.0650
3/4-10X7 Inch*	5	U55000.075.0700
3/4-10X7.1/2*	5	U55000.075.0750
3/4-10X8 Inch*	5	U55000.075.0800
7/8-9X1.1/2 ft*	5	U55000.087.0150
7/8-9X1.3/4 ft*	5	U55000.087.0175
7/8-9X2 Inch ft*	5	U55000.087.0200
7/8-9X2.1/4*	5	U55000.087.0225
7/8-9X2.1/2*	5	U55000.087.0250
7/8-9X2.3/4*	5	U55000.087.0275
7/8-9X3 Inch*	5	U55000.087.0300
7/8-9X3.1/4*	5	U55000.087.0325
7/8-9X3.1/2*	5	U55000.087.0350
7/8-9X3.3/4*	5	U55000.087.0375
7/8-9X4 Inch*	5	U55000.087.0400
7/8-9X4.1/4*	5	U55000.087.0425
7/8-9X4.1/2*	5	U55000.087.0450
7/8-9X5 Inch*	5	U55000.087.0500
7/8-9X5.1/2*	5	U55000.087.0550
7/8-9X6 Inch*	5	U55000.087.0600
7/8-9X6.1/2*	5	U55000.087.0650
7/8-9X7 Inch*	5	U55000.087.0700
7/8-9X7.1/2*	1	U55000.087.0750
7/8-9X8 Inch*	1	U55000.087.0800

d x L	✉	Kód výrobku
7/8-9X9 Inch*	1	U55000.087.0900
7/8-9X10 Inch*	1	U55000.087.1000
1.-8X2 Inch ft*	5	U55000.100.0200
1.-8X2.1/4 ft*	5	U55000.100.0225
1.-8X2.1/2*	5	U55000.100.0250
1.-8X2.3/4*	5	U55000.100.0275
1.-8X3 Inch*	5	U55000.100.0300
1.-8X3.1/4*	5	U55000.100.0325
1.-8X3.1/2*	5	U55000.100.0350
1.-8X3.3/4*	5	U55000.100.0375
1.-8X4 Inch*	5	U55000.100.0400
1.-8X4.1/4*	5	U55000.100.0425
1.-8X4.1/2*	5	U55000.100.0450
1.-8X5 Inch*	5	U55000.100.0500
1.-8X5.1/2*	5	U55000.100.0550
1.-8X6 Inch*	5	U55000.100.0600
1.-8X6.1/2*	1	U55000.100.0650
1.-8X7 Inch*	1	U55000.100.0700
1.-8X7.1/2*	1	U55000.100.0750
1.-8X8 Inch*	1	U55000.100.0800
1.-8X9 Inch*	1	U55000.100.0900
1.-8X10 Inch*	1	U55000.100.1000
1.1/8-7X2.1/2 ft*	1	U55000.112.0250
1.1/8-7X3 Inch*	1	U55000.112.0300
1.1/8-7X3.1/2*	1	U55000.112.0350
1.1/8-7X4 Inch*	1	U55000.112.0400
1.1/8-7X5 Inch*	1	U55000.112.0500
1.1/8-7X6 Inch*	1	U55000.112.0600
1.1/8-7X7 Inch*	1	U55000.112.0700
1.1/8-7X8 Inch*	1	U55000.112.0800
1.1/4-7X2.1/2 ft*	1	U55000.125.0250
1.1/4-7X3 Inch*	1	U55000.125.0300
1.1/4-7X4 Inch*	1	U55000.125.0400
1.1/4-7X5 Inch*	1	U55000.125.0500
1.1/4-7X6 Inch*	1	U55000.125.0600
1.1/4-7X7 Inch*	1	U55000.125.0700
1.1/4-7X8 Inch*	1	U55000.125.0800
1.1/4-7X9 Inch*	1	U55000.125.0900

- ft = s plným závitem

Šroub se šestihrannou hlavou UNF

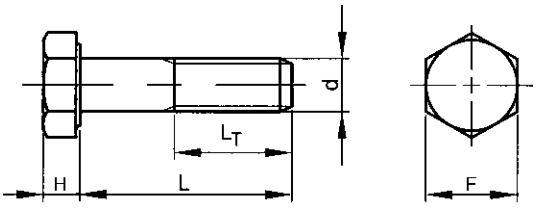

ASME **≈B18.2.1**
BS ≈1768

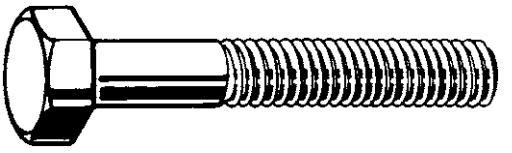

Technické údaje

d	L_T (min.): L≤6 Inch	L_T (min.): L>6 Inch	F	H	Závitů na palec
1/4	0.75	1	7/16	5/32	28
5/16	0.875	1.125	1/2	13/64	24
3/8	1	1.25	9/16	15/64	24
7/16	1.125	1.375	5/8	9/32	20
1/2	1.25	1.50	3/4	5/16	20
9/16	1.375	1.625	13/16	23/64	18
5/8	1.5	1.75	15/16	25/64	18
3/4	1.75	2	1.1/8	15/32	16
7/8	2	2.25	1.5/16	35/64	14
1 Inch	2.25	2.5	1.1/2	39/64	12
1.1/8	2.5	2.75	1.11/16	11/16	12
1.1/4	2.75	3	1.7/8	25/32	12
1.1/2	3.25	3.5	2.1/4	15/46	12

Skupiny produktů

Závit	Typ drážky	Materiál	Třída	Povrchová úprava	Kód	Strana
UNF	S vnějším šestihranem	Oc	Grade 5		U01060	1-52
UNF	S vnějším šestihranem	Oc	Grade 5	Zn	U01062	1-53
UNF	S vnějším šestihranem	Oc	Grade 8		U04160	1-54
UNF	S vnějším šestihranem	Oc	Grade 8	Zn žl	U04360	1-56
UNF	S vnějším šestihranem	NO A2 (AISI304/18-8)	F593		U51007	1-57

U01060 **Šroub se šestihrannou hlavou UNF** **X01A**

Závit Unified National Fine
Materiál Ocel
Třída Grade 5

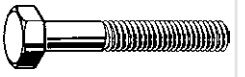

d x L	✉	Kód výrobku	d x L	✉	Kód výrobku	d x L	✉	Kód výrobku
1/4-28X1/2 ft*	100	U01060.025.0050	5/16-24X1.1/4*	100	U01060.031.0125	3/8-24X3 Inch*	25	U01060.037.0300
1/4-28X5/8 ft*	100	U01060.025.0062	5/16-24X1.1/2*	100	U01060.031.0150	3/8-24X3.1/4*	25	U01060.037.0325
1/4-28X3/4 ft*	100	U01060.025.0075	5/16-24X1.3/4*	50	U01060.031.0175	3/8-24X3.1/2*	25	U01060.037.0350
1/4-28X7/8*	100	U01060.025.0087	5/16-24X2 Inch*	50	U01060.031.0200	3/8-24X3.3/4*	25	U01060.037.0375
1/4-28X1 Inch*	100	U01060.025.0100	5/16-24X2.1/4*	50	U01060.031.0225	3/8-24X4 Inch*	10	U01060.037.0400
1/4-28X1.1/4*	100	U01060.025.0125	5/16-24X2.1/2*	50	U01060.031.0250	3/8-24X4.1/4*	10	U01060.037.0425
1/4-28X1.3/8*	100	U01060.025.0137	5/16-24X2.3/4*	50	U01060.031.0275	3/8-24X4.1/2*	10	U01060.037.0450
1/4-28X1.1/2*	100	U01060.025.0150	5/16-24X3 Inch*	50	U01060.031.0300	3/8-24X4.3/4*	10	U01060.037.0475
1/4-28X1.3/4*	100	U01060.025.0175	5/16-24X3.1/4*	50	U01060.031.0325	3/8-24X5 Inch*	10	U01060.037.0500
1/4-28X2 Inch*	50	U01060.025.0200	5/16-24X3.1/2*	50	U01060.031.0350	3/8-24X5.1/4*	10	U01060.037.0525
1/4-28X2.1/4*	50	U01060.025.0225	5/16-24X3.3/4*	25	U01060.031.0375	3/8-24X5.1/2*	10	U01060.037.0550
1/4-28X2.1/2*	50	U01060.025.0250	5/16-24X4 Inch*	25	U01060.031.0400	3/8-24X5.3/4*	10	U01060.037.0575
1/4-28X2.3/4*	50	U01060.025.0275	5/16-24X4.1/2*	25	U01060.031.0450	3/8-24X6 Inch*	10	U01060.037.0600
1/4-28X3 Inch*	50	U01060.025.0300	5/16-24X5 Inch*	25	U01060.031.0500	3/8-24X6.1/2*	10	U01060.037.0650
1/4-28X3.1/4*	50	U01060.025.0325	5/16-24X5.1/2*	25	U01060.031.0550	3/8-24X8 Inch*	5	U01060.037.0800
1/4-28X3.1/2*	50	U01060.025.0350	5/16-24X6 Inch*	25	U01060.031.0600	3/8-24X10 Inch*	5	U01060.037.1000
1/4-28X3.3/4*	50	U01060.025.0375	5/16-24X7 Inch*	10	U01060.031.0700			
1/4-28X4 Inch*	25	U01060.025.0400				7/16-20X3/4 ft*	25	U01060.043.0075
1/4-28X4.1/2*	25	U01060.025.0450	3/8-24X1/2 ft*	50	U01060.037.0050	7/16-20X7/8 ft*	25	U01060.043.0087
1/4-28X5 Inch*	25	U01060.025.0500	3/8-24X5/8 ft*	50	U01060.037.0062	7/16-20X1 Inch ft*	25	U01060.043.0100
1/4-28X5.1/2*	25	U01060.025.0550	3/8-24X3/4 ft*	50	U01060.037.0075	7/16-20X1.1/4*	25	U01060.043.0125
1/4-28X6 Inch*	25	U01060.025.0600	3/8-24X7/8 ft*	50	U01060.037.0087	7/16-20X1.1/2*	25	U01060.043.0150
1/4-28X7 Inch*	10	U01060.025.0700	3/8-24X1 Inch ft*	50	U01060.037.0100	7/16-20X1.3/4*	25	U01060.043.0175
1/4-28X8 Inch*	5	U01060.025.0800	3/8-24X1.1/4*	50	U01060.037.0125	7/16-20X2 Inch*	25	U01060.043.0200
			3/8-24X1.1/2*	50	U01060.037.0150	7/16-20X2.1/4*	10	U01060.043.0225
5/16-24X1/2 ft*	100	U01060.031.0050	3/8-24X1.3/4*	50	U01060.037.0175	7/16-20X2.1/2*	10	U01060.043.0250
5/16-24X5/8 ft*	100	U01060.031.0062	3/8-24X2 Inch*	25	U01060.037.0200	7/16-20X2.3/4*	10	U01060.043.0275
5/16-24X3/4 ft*	100	U01060.031.0075	3/8-24X2.1/4*	25	U01060.037.0225	7/16-20X3 Inch*	10	U01060.043.0300
5/16-24X7/8 ft*	100	U01060.031.0087	3/8-24X2.1/2*	25	U01060.037.0250	7/16-20X3.1/4*	10	U01060.043.0325
5/16-24X1 Inch*	100	U01060.031.0100	3/8-24X2.3/4*	25	U01060.037.0275	7/16-20X3.1/2*	10	U01060.043.0350

U01060 Šroub se šestihrannou hlavou UNF

d x L	✉	Kód výrobku
7/16-20X3.3/4*	10	U01060.043.0375
7/16-20X4 Inch*	10	U01060.043.0400
7/16-20X4.1/2*	10	U01060.043.0450
7/16-20X5 Inch*	10	U01060.043.0500
7/16-20X5.1/2*	10	U01060.043.0550
7/16-20X6 Inch*	5	U01060.043.0600
7/16-20X6.1/2*	5	U01060.043.0650
7/16-20X8 Inch*	5	U01060.043.0800
1/2-20X3/4 ft*	25	U01060.050.0075
1/2-20X7/8 ft*	25	U01060.050.0087
1/2-20X1 Inch ft*	25	U01060.050.0100
1/2-20X1.1/4 ft*	25	U01060.050.0125
1/2-20X1.1/2*	25	U01060.050.0150
1/2-20X1.3/4*	25	U01060.050.0175
1/2-20X2 Inch*	10	U01060.050.0200
1/2-20X2.1/4*	10	U01060.050.0225
1/2-20X2.1/2*	10	U01060.050.0250
1/2-20X2.3/4*	10	U01060.050.0275
1/2-20X3 Inch*	10	U01060.050.0300
1/2-20X3.1/4*	10	U01060.050.0325
1/2-20X3.1/2*	10	U01060.050.0350
1/2-20X3.3/4*	10	U01060.050.0375
1/2-20X4 Inch*	5	U01060.050.0400
1/2-20X4.1/4*	5	U01060.050.0425
1/2-20X4.1/2*	5	U01060.050.0450
1/2-20X4.3/4*	5	U01060.050.0475
1/2-20X5 Inch*	5	U01060.050.0500
1/2-20X5.1/2*	5	U01060.050.0550
1/2-20X6 Inch*	5	U01060.050.0600
1/2-20X6.1/2*	5	U01060.050.0650
1/2-20X7 Inch*	5	U01060.050.0700
1/2-20X7.1/2*	5	U01060.050.0750
1/2-20X8 Inch*	5	U01060.050.0800
1/2-20X10 Inch*	5	U01060.050.1000
1/2-20X12 Inch*	5	U01060.050.1200
9/16-18X1 Inch ft*	25	U01060.056.0100
9/16-18X1.1/4 ft*	25	U01060.056.0125
9/16-18X1.1/2*	25	U01060.056.0150
9/16-18X1.3/4*	10	U01060.056.0175
9/16-18X2 Inch*	10	U01060.056.0200
9/16-18X2.1/4*	10	U01060.056.0225
9/16-18X2.1/2*	10	U01060.056.0250
9/16-18X2.3/4*	10	U01060.056.0275
9/16-18X3 Inch*	10	U01060.056.0300
9/16-18X3.1/4*	10	U01060.056.0325
9/16-18X3.1/2*	10	U01060.056.0350
9/16-18X3.3/4*	10	U01060.056.0375
9/16-18X4 Inch*	5	U01060.056.0400
9/16-18X4.1/2*	5	U01060.056.0450
9/16-18X5 Inch*	5	U01060.056.0500
9/16-18X5.1/2*	5	U01060.056.0550
9/16-18X6 Inch*	5	U01060.056.0600
5/8-18X1 Inch ft*	10	U01060.062.0100

d x L	✉	Kód výrobku
5/8-18X1.1/4 ft*	10	U01060.062.0125
5/8-18X1.1/2 ft*	10	U01060.062.0150
5/8-18X1.3/4*	10	U01060.062.0175
5/8-18X2 Inch*	5	U01060.062.0200
5/8-18X2.1/4*	5	U01060.062.0225
5/8-18X2.1/2*	5	U01060.062.0250
5/8-18X2.3/4*	5	U01060.062.0275
5/8-18X3 Inch*	5	U01060.062.0300
5/8-18X3.1/4*	5	U01060.062.0325
5/8-18X3.1/2*	5	U01060.062.0350
5/8-18X3.3/4*	5	U01060.062.0375
5/8-18X4 Inch*	5	U01060.062.0400
5/8-18X4.1/4*	5	U01060.062.0425
5/8-18X4.1/2*	5	U01060.062.0450
5/8-18X4.3/4*	5	U01060.062.0475
5/8-18X5 Inch*	5	U01060.062.0500
5/8-18X5.1/2*	5	U01060.062.0550
5/8-18X6 Inch*	5	U01060.062.0600
5/8-18X6.1/2*	5	U01060.062.0650
5/8-18X7 Inch*	5	U01060.062.0700
5/8-18X7.1/2*	5	U01060.062.0750
5/8-18X8 Inch*	5	U01060.062.0800
5/8-18X9 Inch*	5	U01060.062.0900
5/8-18X10 Inch*	5	U01060.062.1000
5/8-18X12 Inch*	5	U01060.062.1200
3/4-16X1 Inch ft*	10	U01060.075.0100
3/4-16X1.1/4 ft*	10	U01060.075.0125
3/4-16X1.1/2 ft*	10	U01060.075.0150
3/4-16X1.3/4 ft*	10	U01060.075.0175
3/4-16X2 Inch*	5	U01060.075.0200
3/4-16X2.1/4*	5	U01060.075.0225
3/4-16X2.1/2*	5	U01060.075.0250
3/4-16X2.3/4*	5	U01060.075.0275
3/4-16X3 Inch*	5	U01060.075.0300
3/4-16X3.1/4*	5	U01060.075.0325
3/4-16X3.1/2*	5	U01060.075.0350
3/4-16X3.3/4*	5	U01060.075.0375
3/4-16X4 Inch*	5	U01060.075.0400
3/4-16X4.1/4*	5	U01060.075.0425
3/4-16X4.1/2*	5	U01060.075.0450
3/4-16X4.3/4*	5	U01060.075.0475
3/4-16X5 Inch*	5	U01060.075.0500
3/4-16X5.1/2*	5	U01060.075.0550
3/4-16X6 Inch*	5	U01060.075.0600
3/4-16X6.1/2*	1	U01060.075.0650
3/4-16X7 Inch*	5	U01060.075.0700
3/4-16X8 Inch*	1	U01060.075.0800
3/4-16X9 Inch*	5	U01060.075.0900
3/4-16X10 Inch*	1	U01060.075.1000
7/8-14X1.1/2 ft*	5	U01060.087.0150
7/8-14X1.3/4 ft*	5	U01060.087.0175
7/8-14X2 Inch ft*	5	U01060.087.0200
7/8-14X2.1/4*	5	U01060.087.0225
7/8-14X2.1/2*	5	U01060.087.0250

d x L	✉	Kód výrobku
7/8-14X2.3/4*	5	U01060.087.0275
7/8-14X3 Inch*	5	U01060.087.0300
7/8-14X3.1/4*	5	U01060.087.0325
7/8-14X3.1/2*	5	U01060.087.0350
7/8-14X3.3/4*	5	U01060.087.0375
7/8-14X4 Inch*	5	U01060.087.0400
7/8-14X4.1/2*	5	U01060.087.0450
7/8-14X5 Inch*	5	U01060.087.0500
7/8-14X5.1/2*	5	U01060.087.0550
7/8-14X6 Inch*	1	U01060.087.0600
7/8-14X6.1/2*	1	U01060.087.0650
7/8-14X7 Inch*	1	U01060.087.0700
7/8-14X7.1/2*	1	U01060.087.0750
1.-14X1.1/2*	5	U01060.101.0150
1.-14X1.3/4*	5	U01060.101.0175
1.-14X2 Inch*	5	U01060.101.0200
1.-14X2.1/4*	5	U01060.101.0225
1.-14X2.1/2*	5	U01060.101.0250
1.-14X2.3/4*	5	U01060.101.0275
1.-14X3 Inch*	5	U01060.101.0300
1.-14X3.1/4*	5	U01060.101.0325
1.-14X3.1/2*	5	U01060.101.0350
1.-14X3.3/4*	5	U01060.101.0375
1.-14X4 Inch*	5	U01060.101.0400
1.-14X4.1/2*	5	U01060.101.0450
1.-14X5 Inch*	5	U01060.101.0500
1.-14X5.1/2*	5	U01060.101.0550
1.-14X6 Inch*	1	U01060.101.0600
1.-14X7 Inch*	1	U01060.101.0700
1.-14X8 Inch*	1	U01060.101.0800
1.1/8-12X3.1/2*	1	U01060.112.0350
1.1/8-12X4.1/2*	1	U01060.112.0450
1.1/8-12X7 Inch*	1	U01060.112.0700
1.1/8-12X8 Inch*	1	U01060.112.0800
1.1/4-12X2 Inch ft*	1	U01060.125.0200
1.1/4-12X3 Inch*	1	U01060.125.0300
1.1/4-12X3.1/2*	1	U01060.125.0350
1.1/4-12X4 Inch*	1	U01060.125.0400
1.1/4-12X4.1/2*	1	U01060.125.0450
1.1/4-12X5 Inch*	1	U01060.125.0500
1.1/4-12X5.1/2*	1	U01060.125.0550
1.1/4-12X6 Inch*	1	U01060.125.0600
1.1/4-12X7 Inch*	1	U01060.125.0700
1.1/4-12X8 Inch*	1	U01060.125.0800
1.1/4-12X9 Inch*	1	U01060.125.0900
1.1/2-12X3 Inch ft*	1	U01060.150.0300
1.1/2-12X4 Inch*	1	U01060.150.0400
1.1/2-12X5 Inch*	1	U01060.150.0500
1.1/2-12X6 Inch*	1	U01060.150.0600
1.1/2-12X7 Inch*	1	U01060.150.0700
1.1/2-12X10 Inch*	1	U01060.150.1000

- ft = s plným závitem

U01062 Šroub se šestihrannou hlavou UNF

X01A

Závit Unified National Fine
Materiál Ocel
Třída Grade 5
Povrchová úprava Pozinkované

d x L	✉	Kód výrobku
1/4-28X1/2 ft*	100	U01062.025.0050
1/4-28X5/8 ft*	100	U01062.025.0062
1/4-28X3/4 ft*	100	U01062.025.0075
1/4-28X7/8*	100	U01062.025.0087
1/4-28X1 Inch*	100	U01062.025.0100
1/4-28X1.1/4*	100	U01062.025.0125
1/4-28X1.3/8*	100	U01062.025.0137
1/4-28X1.1/2*	100	U01062.025.0150
1/4-28X1.3/4*	100	U01062.025.0175
1/4-28X2 Inch*	50	U01062.025.0200
1/4-28X2.1/4*	50	U01062.025.0225
1/4-28X2.1/2*	50	U01062.025.0250
1/4-28X2.3/4*	50	U01062.025.0275

d x L	✉	Kód výrobku
1/4-28X3 Inch*	50	U01062.025.0300
1/4-28X3.1/4*	50	U01062.025.0325
1/4-28X3.1/2*	50	U01062.025.0350
1/4-28X3.3/4*	50	U01062.025.0375
1/4-28X4 Inch*	25	U01062.025.0400
1/4-28X4.1/2*	25	U01062.025.0450
1/4-28X5 Inch*	25	U01062.025.0500
1/4-28X5.1/2*	25	U01062.025.0550
1/4-28X6 Inch*	25	U01062.025.0600
1/4-28X7 Inch*	10	U01062.025.0700
5/16-24X1/2 ft*	100	U01062.031.0050
5/16-24X5/8 ft*	100	U01062.031.0062

d x L	✉	Kód výrobku
5/16-24X3/4 ft*	100	U01062.031.0075
5/16-24X1 Inch*	100	U01062.031.0100
5/16-24X1.1/4*	100	U01062.031.0125
5/16-24X1.1/2*	100	U01062.031.0150
5/16-24X1.3/4*	50	U01062.031.0175
5/16-24X2 Inch*	50	U01062.031.0200
5/16-24X2.1/4*	50	U01062.031.0225
5/16-24X2.1/2*	50	U01062.031.0250
5/16-24X2.3/4*	50	U01062.031.0275
5/16-24X3 Inch*	50	U01062.031.0300
5/16-24X3.1/2*	50	U01062.031.0350
5/16-24X4 Inch*	25	U01062.031.0400
5/16-24X4.1/2*	25	U01062.031.0450

U01062 Šroub se šestihrannou hlavou UNF

d x L	✉	Kód výrobku
5/16-24X5 Inch*	25	U01062.031.0500
5/16-24X5.1/2*	25	U01062.031.0550
5/16-24X6 Inch*	25	U01062.031.0600
3/8-24X1/2 ft*	50	U01062.037.0050
3/8-24X5/8 ft*	50	U01062.037.0062
3/8-24X3/4 ft*	50	U01062.037.0075
3/8-24X7/8 ft*	50	U01062.037.0087
3/8-24X1 Inch ft*	50	U01062.037.0100
3/8-24X1.1/4*	50	U01062.037.0125
3/8-24X1.1/2*	50	U01062.037.0150
3/8-24X1.3/4*	50	U01062.037.0175
3/8-24X2 Inch*	25	U01062.037.0200
3/8-24X2.1/4*	25	U01062.037.0225
3/8-24X2.1/2*	25	U01062.037.0250
3/8-24X2.3/4*	25	U01062.037.0275
3/8-24X3 Inch*	25	U01062.037.0300
3/8-24X3.1/2*	25	U01062.037.0350
3/8-24X4 Inch*	10	U01062.037.0400
3/8-24X4.1/4*	10	U01062.037.0425
3/8-24X4.1/2*	10	U01062.037.0450
3/8-24X4.3/4*	10	U01062.037.0475
3/8-24X5 Inch*	10	U01062.037.0500
3/8-24X5.1/4*	10	U01062.037.0525
3/8-24X5.1/2*	10	U01062.037.0550
3/8-24X5.3/4*	10	U01062.037.0575
3/8-24X6 Inch*	10	U01062.037.0600
3/8-24X6.1/2*	10	U01062.037.0650
3/8-24X8 Inch*	5	U01062.037.0800
3/8-24X10 Inch*	5	U01062.037.1000
7/16-20X3/4 ft*	25	U01062.043.0075
7/16-20X1 Inch ft*	25	U01062.043.0100
7/16-20X1.1/4*	25	U01062.043.0125
7/16-20X1.1/2*	25	U01062.043.0150
7/16-20X1.3/4*	25	U01062.043.0175
7/16-20X2 Inch*	25	U01062.043.0200
7/16-20X2.1/4*	10	U01062.043.0225
7/16-20X2.1/2*	10	U01062.043.0250
7/16-20X3 Inch*	10	U01062.043.0300
7/16-20X3.1/2*	10	U01062.043.0350
7/16-20X4 Inch*	10	U01062.043.0400
7/16-20X4.1/2*	10	U01062.043.0450
7/16-20X5 Inch*	10	U01062.043.0500
7/16-20X5.1/2*	10	U01062.043.0550
7/16-20X6 Inch*	5	U01062.043.0600

d x L	✉	Kód výrobku
1/2-20X3/4 ft*	25	U01062.050.0075
1/2-20X1 Inch ft*	25	U01062.050.0100
1/2-20X1.1/4 ft*	25	U01062.050.0125
1/2-20X1.1/2*	25	U01062.050.0150
1/2-20X2 Inch*	10	U01062.050.0200
1/2-20X2.1/4*	10	U01062.050.0225
1/2-20X2.1/2*	10	U01062.050.0250
1/2-20X2.3/4*	10	U01062.050.0275
1/2-20X3 Inch*	10	U01062.050.0300
1/2-20X3.1/2*	10	U01062.050.0350
1/2-20X4 Inch*	5	U01062.050.0400
1/2-20X4.1/4*	5	U01062.050.0425
1/2-20X4.1/2*	5	U01062.050.0450
1/2-20X4.3/4*	5	U01062.050.0475
1/2-20X5 Inch*	5	U01062.050.0500
1/2-20X5.1/2*	5	U01062.050.0550
1/2-20X6 Inch*	5	U01062.050.0600
1/2-20X7 Inch*	5	U01062.050.0700
1/2-20X8 Inch*	5	U01062.050.0800
1/2-20X10 Inch*	5	U01062.050.1000
1/2-20X12 Inch*	5	U01062.050.1200
9/16-18X1 Inch ft*	25	U01062.056.0100
9/16-18X1.1/2*	25	U01062.056.0150
9/16-18X1.3/4*	10	U01062.056.0175
9/16-18X2 Inch*	10	U01062.056.0200
9/16-18X2.1/2*	10	U01062.056.0250
9/16-18X3 Inch*	10	U01062.056.0300
9/16-18X3.1/2*	10	U01062.056.0350
9/16-18X4 Inch*	5	U01062.056.0400
9/16-18X4.1/2*	5	U01062.056.0450
9/16-18X5 Inch*	5	U01062.056.0500
9/16-18X6 Inch*	5	U01062.056.0600
5/8-18X1 Inch ft*	10	U01062.062.0100
5/8-18X1.1/2 ft*	10	U01062.062.0150
5/8-18X1.3/4*	10	U01062.062.0175
5/8-18X2 Inch*	5	U01062.062.0200
5/8-18X2.1/4*	5	U01062.062.0225
5/8-18X2.1/2*	5	U01062.062.0250
5/8-18X2.3/4*	5	U01062.062.0275
5/8-18X3 Inch*	5	U01062.062.0300
5/8-18X3.1/4*	5	U01062.062.0325
5/8-18X3.1/2*	5	U01062.062.0350
5/8-18X4 Inch*	5	U01062.062.0400
5/8-18X4.1/4*	5	U01062.062.0425
5/8-18X4.1/2*	5	U01062.062.0450

d x L	✉	Kód výrobku
5/8-18X4.3/4*	5	U01062.062.0475
5/8-18X5 Inch*	5	U01062.062.0500
5/8-18X5.1/2*	5	U01062.062.0550
5/8-18X6 Inch*	5	U01062.062.0600
5/8-18X7 Inch*	5	U01062.062.0700
5/8-18X8 Inch*	5	U01062.062.0800
5/8-18X8.1/2*	5	U01062.062.0850
5/8-18X9 Inch*	5	U01062.062.0900
5/8-18X10 Inch*	5	U01062.062.1000
3/4-16X1 Inch ft*	10	U01062.075.0100
3/4-16X1.1/2 ft*	10	U01062.075.0150
3/4-16X2 Inch*	5	U01062.075.0200
3/4-16X2.1/4*	5	U01062.075.0225
3/4-16X2.1/2*	5	U01062.075.0250
3/4-16X2.3/4*	5	U01062.075.0275
3/4-16X3 Inch*	5	U01062.075.0300
3/4-16X3.1/2*	5	U01062.075.0350
3/4-16X4 Inch*	5	U01062.075.0400
3/4-16X4.1/4*	5	U01062.075.0425
3/4-16X4.1/2*	5	U01062.075.0450
3/4-16X4.3/4*	5	U01062.075.0475
3/4-16X5 Inch*	5	U01062.075.0500
3/4-16X5.1/2*	5	U01062.075.0550
3/4-16X6 Inch*	5	U01062.075.0600
3/4-16X6.1/2*	1	U01062.075.0650
3/4-16X8 Inch*	1	U01062.075.0800
7/8-14X2 Inch ft*	5	U01062.087.0200
7/8-14X2.1/2*	5	U01062.087.0250
7/8-14X3 Inch*	5	U01062.087.0300
7/8-14X3.1/2*	5	U01062.087.0350
7/8-14X4 Inch*	5	U01062.087.0400
7/8-14X5 Inch*	5	U01062.087.0500
7/8-14X5.1/2*	5	U01062.087.0550
7/8-14X6 Inch*	1	U01062.087.0600
7/8-14X7 Inch*	1	U01062.087.0700
7/8-14X8 Inch*	1	U01062.087.0800
1.-14X2 Inch ft*	5	U01062.101.0200
1.-14X3.1/2*	5	U01062.101.0350
1.-14X4 Inch*	5	U01062.101.0400
1.-14X5 Inch*	5	U01062.101.0500
1.-14X6 Inch*	1	U01062.101.0600
1.-14X8 Inch*	1	U01062.101.0800

- ft = s plným závitem

U04160 Šroub se šestihrannou hlavou UNF

X01A

Závit Unified National Fine
Materiál Ocel
Třída Grade 8

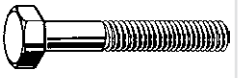

d x L	✉	Kód výrobku
1/4-28X1/2 ft*	100	U04160.025.0050
1/4-28X5/8 ft*	100	U04160.025.0062
1/4-28X3/4 ft*	100	U04160.025.0075
1/4-28X7/8*	100	U04160.025.0087
1/4-28X1 Inch*	100	U04160.025.0100
1/4-28X1.1/4*	100	U04160.025.0125
1/4-28X1.3/8*	100	U04160.025.0137
1/4-28X1.1/2*	100	U04160.025.0150
1/4-28X1.3/4*	100	U04160.025.0175
1/4-28X2 Inch*	50	U04160.025.0200
1/4-28X2.1/4*	50	U04160.025.0225
1/4-28X2.1/2*	50	U04160.025.0250
1/4-28X2.3/4*	50	U04160.025.0275
1/4-28X3 Inch*	50	U04160.025.0300
1/4-28X3.1/4*	50	U04160.025.0325
1/4-28X3.1/2*	50	U04160.025.0350
1/4-28X3.3/4*	50	U04160.025.0375
1/4-28X4 Inch*	25	U04160.025.0400
1/4-28X4.1/2*	25	U04160.025.0450
1/4-28X5 Inch*	25	U04160.025.0500
1/4-28X5.1/2*	25	U04160.025.0550
1/4-28X6 Inch*	25	U04160.025.0600

d x L	✉	Kód výrobku
1/4-28X7 Inch*	10	U04160.025.0700
5/16-24X1/2 ft*	100	U04160.031.0050
5/16-24X5/8 ft*	100	U04160.031.0062
5/16-24X3/4 ft*	100	U04160.031.0075
5/16-24X7/8 ft*	100	U04160.031.0087
5/16-24X1 Inch*	100	U04160.031.0100
5/16-24X1.1/4*	100	U04160.031.0125
5/16-24X1.1/2*	100	U04160.031.0150
5/16-24X1.3/4*	50	U04160.031.0175
5/16-24X2 Inch*	50	U04160.031.0200
5/16-24X2.1/4*	50	U04160.031.0225
5/16-24X2.1/2*	50	U04160.031.0250
5/16-24X2.3/4*	50	U04160.031.0275
5/16-24X3 Inch*	50	U04160.031.0300
5/16-24X3.1/4*	50	U04160.031.0325
5/16-24X3.1/2*	50	U04160.031.0350
5/16-24X3.3/4*	25	U04160.031.0375
5/16-24X4 Inch*	25	U04160.031.0400
5/16-24X4.1/2*	25	U04160.031.0450
5/16-24X5 Inch*	25	U04160.031.0500
5/16-24X5.1/2*	25	U04160.031.0550

d x L	✉	Kód výrobku
5/16-24X6 Inch*	25	U04160.031.0600
5/16-24X7 Inch*	10	U04160.031.0700
3/8-24X1/2 ft*	50	U04160.037.0050
3/8-24X5/8 ft*	50	U04160.037.0062
3/8-24X3/4 ft*	50	U04160.037.0075
3/8-24X7/8 ft*	50	U04160.037.0087
3/8-24X1 Inch ft*	50	U04160.037.0100
3/8-24X1.1/4*	50	U04160.037.0125
3/8-24X1.1/2*	50	U04160.037.0150
3/8-24X1.3/4*	50	U04160.037.0175
3/8-24X2 Inch*	25	U04160.037.0200
3/8-24X2.1/4*	25	U04160.037.0225
3/8-24X2.1/2*	25	U04160.037.0250
3/8-24X2.3/4*	25	U04160.037.0275
3/8-24X3 Inch*	25	U04160.037.0300
3/8-24X3.1/4*	25	U04160.037.0325
3/8-24X3.1/2*	25	U04160.037.0350
3/8-24X3.3/4*	25	U04160.037.0375
3/8-24X4 Inch*	10	U04160.037.0400
3/8-24X4.1/4*	10	U04160.037.0425
3/8-24X4.1/2*	10	U04160.037.0450

U04160 Šroub se šestihrannou hlavou UNF

d x L	✉	Kód výrobku
3/8-24X4.3/4*	10	U04160.037.0475
3/8-24X5 Inch*	10	U04160.037.0500
3/8-24X5.1/4*	10	U04160.037.0525
3/8-24X5.1/2*	10	U04160.037.0550
3/8-24X5.3/4*	10	U04160.037.0575
3/8-24X6 Inch*	10	U04160.037.0600
3/8-24X6.1/2*	10	U04160.037.0650
3/8-24X8 Inch*	5	U04160.037.0800
3/8-24X10 Inch*	5	U04160.037.1000
7/16-20X3/4 ft*	25	U04160.043.0075
7/16-20X1 Inch ft*	25	U04160.043.0100
7/16-20X1.1/4*	25	U04160.043.0125
7/16-20X1.1/2*	25	U04160.043.0150
7/16-20X1.3/4*	25	U04160.043.0175
7/16-20X2 Inch*	25	U04160.043.0200
7/16-20X2.1/4*	10	U04160.043.0225
7/16-20X2.1/2*	10	U04160.043.0250
7/16-20X2.3/4*	10	U04160.043.0275
7/16-20X3 Inch*	10	U04160.043.0300
7/16-20X3.1/4*	10	U04160.043.0325
7/16-20X3.1/2*	10	U04160.043.0350
7/16-20X3.3/4*	10	U04160.043.0375
7/16-20X4 Inch*	10	U04160.043.0400
7/16-20X4.1/2*	10	U04160.043.0450
7/16-20X5 Inch*	10	U04160.043.0500
7/16-20X5.1/2*	10	U04160.043.0550
7/16-20X6 Inch*	5	U04160.043.0600
1/2-20X3/4 ft*	25	U04160.050.0075
1/2-20X1 Inch ft*	25	U04160.050.0100
1/2-20X1.1/4 ft*	25	U04160.050.0125
1/2-20X1.1/2*	25	U04160.050.0150
1/2-20X1.3/4*	25	U04160.050.0175
1/2-20X2 Inch*	10	U04160.050.0200
1/2-20X2.1/4*	10	U04160.050.0225
1/2-20X2.1/2*	10	U04160.050.0250
1/2-20X2.3/4*	10	U04160.050.0275
1/2-20X3 Inch*	10	U04160.050.0300
1/2-20X3.1/4*	10	U04160.050.0325
1/2-20X3.1/2*	10	U04160.050.0350
1/2-20X3.3/4*	10	U04160.050.0375
1/2-20X4 Inch*	5	U04160.050.0400
1/2-20X4.1/4*	5	U04160.050.0425
1/2-20X4.1/2*	5	U04160.050.0450
1/2-20X4.3/4*	5	U04160.050.0475
1/2-20X5 Inch*	5	U04160.050.0500
1/2-20X5.1/2*	5	U04160.050.0550
1/2-20X6 Inch*	5	U04160.050.0600
1/2-20X6.1/2*	5	U04160.050.0650
1/2-20X7 Inch*	5	U04160.050.0700
1/2-20X7.1/2*	5	U04160.050.0750
1/2-20X8 Inch*	5	U04160.050.0800
1/2-20X8.1/2*	5	U04160.050.0850
1/2-20X10 Inch*	5	U04160.050.1000
1/2-20X12 Inch*	5	U04160.050.1200
9/16-18X1 Inch ft*	25	U04160.056.0100
9/16-18X1.1/4 ft*	25	U04160.056.0125
9/16-18X1.1/2*	25	U04160.056.0150
9/16-18X1.3/4*	10	U04160.056.0175
9/16-18X2 Inch*	10	U04160.056.0200
9/16-18X2.1/4*	10	U04160.056.0225
9/16-18X2.1/2*	10	U04160.056.0250
9/16-18X2.3/4*	10	U04160.056.0275
9/16-18X3 Inch*	10	U04160.056.0300
9/16-18X3.1/4*	10	U04160.056.0325
9/16-18X3.1/2*	10	U04160.056.0350
9/16-18X4 Inch*	5	U04160.056.0400
9/16-18X4.1/2*	5	U04160.056.0450
9/16-18X5 Inch*	5	U04160.056.0500
9/16-18X5.1/2*	5	U04160.056.0550
9/16-18X6 Inch*	5	U04160.056.0600
5/8-18X1 Inch ft*	10	U04160.062.0100
5/8-18X1.1/4 ft*	10	U04160.062.0125
5/8-18X1.1/2 ft*	10	U04160.062.0150
5/8-18X1.3/4*	10	U04160.062.0175
5/8-18X2 Inch*	5	U04160.062.0200
5/8-18X2.1/4*	5	U04160.062.0225
5/8-18X2.1/2*	5	U04160.062.0250
5/8-18X2.3/4*	5	U04160.062.0275
5/8-18X3 Inch*	5	U04160.062.0300
5/8-18X3.1/4*	5	U04160.062.0325
5/8-18X3.1/2*	5	U04160.062.0350
5/8-18X3.3/4*	5	U04160.062.0375
5/8-18X4 Inch*	5	U04160.062.0400
5/8-18X4.1/4*	5	U04160.062.0425
5/8-18X4.1/2*	5	U04160.062.0450
5/8-18X4.3/4*	5	U04160.062.0475
5/8-18X5 Inch*	5	U04160.062.0500
5/8-18X5.1/2*	5	U04160.062.0550
5/8-18X6 Inch*	5	U04160.062.0600
5/8-18X6.1/2*	5	U04160.062.0650
5/8-18X7 Inch*	5	U04160.062.0700
5/8-18X7.1/2*	5	U04160.062.0750
5/8-18X8 Inch*	5	U04160.062.0800
5/8-18X8.1/2*	5	U04160.062.0850
5/8-18X9 Inch*	5	U04160.062.0900
5/8-18X9.1/2*	5	U04160.062.0950
5/8-18X10 Inch*	5	U04160.062.1000
5/8-18X11 Inch*	5	U04160.062.1100
5/8-18X12 Inch*	5	U04160.062.1200
3/4-16X1 Inch ft*	10	U04160.075.0100
3/4-16X1.1/4 ft*	10	U04160.075.0125
3/4-16X1.1/2 ft*	10	U04160.075.0150
3/4-16X1.3/4 ft*	10	U04160.075.0175
3/4-16X2 Inch*	5	U04160.075.0200
3/4-16X2.1/4*	5	U04160.075.0225
3/4-16X2.1/2*	5	U04160.075.0250
3/4-16X2.3/4*	5	U04160.075.0275
3/4-16X3 Inch*	5	U04160.075.0300
3/4-16X3.1/4*	5	U04160.075.0325
3/4-16X3.1/2*	5	U04160.075.0350
3/4-16X3.3/4*	5	U04160.075.0375
3/4-16X4 Inch*	5	U04160.075.0400
3/4-16X4.1/4*	5	U04160.075.0425
3/4-16X4.1/2*	5	U04160.075.0450
3/4-16X4.3/4*	5	U04160.075.0475
3/4-16X5 Inch*	5	U04160.075.0500
3/4-16X5.1/2*	5	U04160.075.0550
3/4-16X6 Inch*	5	U04160.075.0600
3/4-16X6.1/2*	1	U04160.075.0650
3/4-16X7 Inch*	1	U04160.075.0700
3/4-16X7.1/2*	1	U04160.075.0750
3/4-16X8 Inch*	1	U04160.075.0800
3/4-16X8.1/2*	1	U04160.075.0850
3/4-16X9 Inch*	1	U04160.075.0900
3/4-16X9.1/2*	1	U04160.075.0950
3/4-16X10 Inch*	1	U04160.075.1000
3/4-16X11 Inch*	1	U04160.075.1100
3/4-16X12 Inch*	1	U04160.075.1200
7/8-14X1.1/2 ft*	5	U04160.087.0150
7/8-14X2 Inch ft*	5	U04160.087.0200
7/8-14X2.1/4*	5	U04160.087.0225
7/8-14X2.1/2*	5	U04160.087.0250
7/8-14X2.3/4*	5	U04160.087.0275
7/8-14X3 Inch*	5	U04160.087.0300
7/8-14X3.1/4*	5	U04160.087.0325
7/8-14X3.1/2*	5	U04160.087.0350
7/8-14X4 Inch*	5	U04160.087.0400
7/8-14X4.1/2*	5	U04160.087.0450
7/8-14X5 Inch*	5	U04160.087.0500
7/8-14X5.1/2*	5	U04160.087.0550
7/8-14X6 Inch*	1	U04160.087.0600
7/8-14X6.1/2*	1	U04160.087.0650
7/8-14X7 Inch*	1	U04160.087.0700
7/8-14X7.1/2*	1	U04160.087.0750
7/8-14X8 Inch*	1	U04160.087.0800
7/8-14X8.1/2*	1	U04160.087.0850
7/8-14X9 Inch*	1	U04160.087.0900
7/8-14X10 Inch*	1	U04160.087.1000
1.-14X1.1/2 ft*	5	U04160.101.0150
1.-14X1.3/4 ft*	5	U04160.101.0175
1.-14X2 Inch ft*	5	U04160.101.0200
1.-14X2.1/4 ft*	5	U04160.101.0225
1.-14X2.1/2*	5	U04160.101.0250
1.-14X2.3/4*	5	U04160.101.0275
1.-14X3 Inch*	5	U04160.101.0300
1.-14X3.1/4*	5	U04160.101.0325
1.-14X3.1/2*	5	U04160.101.0350
1.-14X3.3/4*	5	U04160.101.0375
1.-14X4 Inch*	5	U04160.101.0400
1.-14X4.1/2*	5	U04160.101.0450
1.-14X5 Inch*	5	U04160.101.0500
1.-14X5.1/2*	5	U04160.101.0550
1.-14X6 Inch*	1	U04160.101.0600
1.-14X6.1/2*	1	U04160.101.0650
1.-14X7 Inch*	1	U04160.101.0700
1.-14X7.1/2*	1	U04160.101.0750
1.-14X8 Inch*	1	U04160.101.0800
1.-14X8.1/2*	1	U04160.101.0850
1.-14X9 Inch*	1	U04160.101.0900
1.-14X9.1/2*	1	U04160.101.0950
1.-14X10 Inch*	1	U04160.101.1000
1.1/8-12X2.1/2 ft*	1	U04160.112.0250
1.1/8-12X3 Inch*	1	U04160.112.0300
1.1/8-12X3.1/2*	1	U04160.112.0350
1.1/8-12X4 Inch*	1	U04160.112.0400
1.1/8-12X4.1/2*	1	U04160.112.0450
1.1/8-12X5 Inch*	1	U04160.112.0500
1.1/8-12X5.1/2*	1	U04160.112.0550
1.1/8-12X6 Inch*	1	U04160.112.0600
1.1/8-12X7 Inch*	1	U04160.112.0700
1.1/8-12X8 Inch*	1	U04160.112.0800
1.1/8-12X10 Inch*	1	U04160.112.1000
1.1/4-12X2 Inch ft*	1	U04160.125.0200
1.1/4-12X3 Inch*	1	U04160.125.0300
1.1/4-12X3.1/2*	1	U04160.125.0350
1.1/4-12X4 Inch*	1	U04160.125.0400
1.1/4-12X4.1/2*	1	U04160.125.0450
1.1/4-12X5 Inch*	1	U04160.125.0500
1.1/4-12X5.1/2*	1	U04160.125.0550
1.1/4-12X6 Inch*	1	U04160.125.0600
1.1/4-12X7 Inch*	1	U04160.125.0700
1.1/4-12X7.1/2*	1	U04160.125.0750
1.1/4-12X8 Inch*	1	U04160.125.0800
1.1/4-12X9 Inch*	1	U04160.125.0900
1.1/4-12X10 Inch*	1	U04160.125.1000
1.1/2-12X3 Inch ft*	1	U04160.150.0300
1.1/2-12X3.1/2*	1	U04160.150.0350
1.1/2-12X4 Inch*	1	U04160.150.0400
1.1/2-12X4.1/2*	1	U04160.150.0450
1.1/2-12X5 Inch*	1	U04160.150.0500
1.1/2-12X6 Inch*	1	U04160.150.0600
1.1/2-12X7 Inch*	1	U04160.150.0700
1.1/2-12X10 Inch*	1	U04160.150.1000

- ft = s plným závitem

U04360 Šroub se šestihrannou hlavou UNF X01A

Závit	Unified National Fine
Materiál	Ocel
Třída	Grade 8
Povrchová úprava	Pozinkované žlutě pasivované

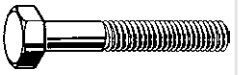

d x L	✉	Kód výrobku
1/4-28X1/2 ft*	100	U04360.025.0050
1/4-28X5/8 ft*	100	U04360.025.0062
1/4-28X3/4 ft*	100	U04360.025.0075
1/4-28X7/8*	100	U04360.025.0087
1/4-28X1 Inch*	100	U04360.025.0100
1/4-28X1.1/4*	100	U04360.025.0125
1/4-28X1.3/8*	100	U04360.025.0137
1/4-28X1.1/2*	100	U04360.025.0150
1/4-28X1.3/4*	100	U04360.025.0175
1/4-28X2 Inch*	50	U04360.025.0200
1/4-28X2.1/4*	50	U04360.025.0225
1/4-28X2.1/2*	50	U04360.025.0250
1/4-28X2.3/4*	50	U04360.025.0275
1/4-28X3 Inch*	50	U04360.025.0300
1/4-28X3.1/4*	50	U04360.025.0325
1/4-28X3.1/2*	50	U04360.025.0350
1/4-28X3.3/4*	50	U04360.025.0375
1/4-28X4 Inch*	25	U04360.025.0400
1/4-28X4.1/2*	25	U04360.025.0450
1/4-28X5 Inch*	25	U04360.025.0500
1/4-28X5.1/2*	25	U04360.025.0550
1/4-28X6 Inch*	25	U04360.025.0600
1/4-28X7 Inch*	10	U04360.025.0700
1/4-28X8 Inch*	5	U04360.025.0800
5/16-24X1/2 ft*	100	U04360.031.0050
5/16-24X5/8 ft*	100	U04360.031.0062
5/16-24X3/4 ft*	100	U04360.031.0075
5/16-24X7/8 ft*	100	U04360.031.0087
5/16-24X1 Inch*	100	U04360.031.0100
5/16-24X1.1/4*	100	U04360.031.0125
5/16-24X1.1/2*	100	U04360.031.0150
5/16-24X1.3/4*	50	U04360.031.0175
5/16-24X2 Inch*	50	U04360.031.0200
5/16-24X2.1/4*	50	U04360.031.0225
5/16-24X2.1/2*	50	U04360.031.0250
5/16-24X2.3/4*	50	U04360.031.0275
5/16-24X3 Inch*	50	U04360.031.0300
5/16-24X3.1/4*	50	U04360.031.0325
5/16-24X3.1/2*	50	U04360.031.0350
5/16-24X3.3/4*	25	U04360.031.0375
5/16-24X4 Inch*	25	U04360.031.0400
5/16-24X4.1/2*	25	U04360.031.0450
5/16-24X5 Inch*	25	U04360.031.0500
5/16-24X5.1/2*	25	U04360.031.0550
5/16-24X6 Inch*	25	U04360.031.0600
5/16-24X7 Inch*	10	U04360.031.0700
3/8-24X1/2 ft*	50	U04360.037.0050
3/8-24X5/8 ft*	50	U04360.037.0062
3/8-24X3/4 ft*	50	U04360.037.0075
3/8-24X7/8 ft*	50	U04360.037.0087
3/8-24X1 Inch ft*	50	U04360.037.0100
3/8-24X1.1/4*	50	U04360.037.0125
3/8-24X1.1/2*	50	U04360.037.0150
3/8-24X1.3/4*	50	U04360.037.0175
3/8-24X2 Inch*	25	U04360.037.0200
3/8-24X2.1/4*	25	U04360.037.0225
3/8-24X2.1/2*	25	U04360.037.0250
3/8-24X2.3/4*	25	U04360.037.0275
3/8-24X3 Inch*	25	U04360.037.0300
3/8-24X3.1/4*	25	U04360.037.0325
3/8-24X3.1/2*	25	U04360.037.0350
3/8-24X3.3/4*	25	U04360.037.0375
3/8-24X4 Inch*	10	U04360.037.0400
3/8-24X4.1/4*	10	U04360.037.0425
3/8-24X4.1/2*	10	U04360.037.0450
3/8-24X4.3/4*	10	U04360.037.0475
3/8-24X5 Inch*	10	U04360.037.0500
3/8-24X5.1/4*	10	U04360.037.0525
3/8-24X5.1/2*	10	U04360.037.0550
3/8-24X5.3/4*	10	U04360.037.0575
3/8-24X6 Inch*	10	U04360.037.0600
3/8-24X6.1/2*	10	U04360.037.0650
3/8-24X7 Inch*	10	U04360.037.0700
3/8-24X8 Inch*	5	U04360.037.0800
3/8-24X10 Inch*	5	U04360.037.1000
7/16-20X3/4 ft*	25	U04360.043.0075
7/16-20X7/8 ft*	25	U04360.043.0087
7/16-20X1 Inch ft*	25	U04360.043.0100
7/16-20X1.1/4*	25	U04360.043.0125
7/16-20X1.1/2*	25	U04360.043.0150
7/16-20X1.3/4*	25	U04360.043.0175
7/16-20X2 Inch*	25	U04360.043.0200
7/16-20X2.1/4*	10	U04360.043.0225
7/16-20X2.1/2*	10	U04360.043.0250
7/16-20X2.3/4*	10	U04360.043.0275
7/16-20X3 Inch*	10	U04360.043.0300
7/16-20X3.1/4*	10	U04360.043.0325
7/16-20X3.1/2*	10	U04360.043.0350
7/16-20X3.3/4*	10	U04360.043.0375
7/16-20X4 Inch*	10	U04360.043.0400
7/16-20X4.1/2*	10	U04360.043.0450
7/16-20X5 Inch*	10	U04360.043.0500
7/16-20X5.1/2*	10	U04360.043.0550
7/16-20X6 Inch*	5	U04360.043.0600
1/2-20X3/4 ft*	25	U04360.050.0075
1/2-20X1 Inch ft*	25	U04360.050.0100
1/2-20X1.1/4 ft*	25	U04360.050.0125
1/2-20X1.1/2*	25	U04360.050.0150
1/2-20X1.3/4*	25	U04360.050.0175
1/2-20X2 Inch*	10	U04360.050.0200
1/2-20X2.1/4*	10	U04360.050.0225
1/2-20X2.1/2*	10	U04360.050.0250
1/2-20X2.3/4*	10	U04360.050.0275
1/2-20X3 Inch*	10	U04360.050.0300
1/2-20X3.1/4*	10	U04360.050.0325
1/2-20X3.1/2*	10	U04360.050.0350
1/2-20X3.3/4*	10	U04360.050.0375
1/2-20X4 Inch*	5	U04360.050.0400
1/2-20X4.1/4*	5	U04360.050.0425
1/2-20X4.1/2*	5	U04360.050.0450
1/2-20X4.3/4*	5	U04360.050.0475
1/2-20X5 Inch*	5	U04360.050.0500
1/2-20X5.1/2*	5	U04360.050.0550
1/2-20X6 Inch*	5	U04360.050.0600
1/2-20X6.1/2*	5	U04360.050.0650
1/2-20X7 Inch*	5	U04360.050.0700
1/2-20X7.1/2*	5	U04360.050.0750
1/2-20X8 Inch*	5	U04360.050.0800
1/2-20X8.1/2*	5	U04360.050.0850
1/2-20X9 Inch*	5	U04360.050.0900
1/2-20X10 Inch*	5	U04360.050.1000
1/2-20X11 Inch*	5	U04360.050.1100
1/2-20X12 Inch*	5	U04360.050.1200
9/16-18X1 Inch ft*	25	U04360.056.0100
9/16-18X1.1/4 ft*	25	U04360.056.0125
9/16-18X1.1/2*	25	U04360.056.0150
9/16-18X1.3/4*	10	U04360.056.0175
9/16-18X2 Inch*	10	U04360.056.0200
9/16-18X2.1/4*	10	U04360.056.0225
9/16-18X2.1/2*	10	U04360.056.0250
9/16-18X2.3/4*	10	U04360.056.0275
9/16-18X3 Inch*	10	U04360.056.0300
9/16-18X3.1/4*	10	U04360.056.0325
9/16-18X3.1/2*	10	U04360.056.0350
9/16-18X3.3/4*	10	U04360.056.0375
9/16-18X4 Inch*	5	U04360.056.0400
9/16-18X4.1/2*	5	U04360.056.0450
9/16-18X5 Inch*	5	U04360.056.0500
9/16-18X5.1/2*	5	U04360.056.0550
9/16-18X6 Inch*	5	U04360.056.0600
5/8-18X1 Inch ft*	10	U04360.062.0100
5/8-18X1.1/4 ft*	10	U04360.062.0125
5/8-18X1.1/2 ft*	10	U04360.062.0150
5/8-18X1.3/4*	10	U04360.062.0175
5/8-18X2 Inch*	5	U04360.062.0200
5/8-18X2.1/4*	5	U04360.062.0225
5/8-18X2.1/2*	5	U04360.062.0250
5/8-18X2.3/4*	5	U04360.062.0275
5/8-18X3 Inch*	5	U04360.062.0300
5/8-18X3.1/4*	5	U04360.062.0325
5/8-18X3.1/2*	5	U04360.062.0350
5/8-18X3.3/4*	5	U04360.062.0375
5/8-18X4 Inch*	5	U04360.062.0400
5/8-18X4.1/4*	5	U04360.062.0425
5/8-18X4.1/2*	5	U04360.062.0450
5/8-18X4.3/4*	5	U04360.062.0475
5/8-18X5 Inch*	5	U04360.062.0500
5/8-18X5.1/2*	5	U04360.062.0550
5/8-18X6 Inch*	5	U04360.062.0600
5/8-18X6.1/2*	5	U04360.062.0650
5/8-18X7 Inch*	5	U04360.062.0700
5/8-18X7.1/2*	5	U04360.062.0750
5/8-18X8 Inch*	5	U04360.062.0800
5/8-18X8.1/2*	5	U04360.062.0850
5/8-18X9 Inch*	5	U04360.062.0900
5/8-18X9.1/2*	5	U04360.062.0950
5/8-18X10 Inch*	5	U04360.062.1000
5/8-18X11 Inch*	5	U04360.062.1100
5/8-18X12 Inch*	5	U04360.062.1200
3/4-16X1 Inch ft*	10	U04360.075.0100
3/4-16X1.1/4 ft*	10	U04360.075.0125
3/4-16X1.1/2 ft*	10	U04360.075.0150
3/4-16X1.3/4 ft*	10	U04360.075.0175
3/4-16X2 Inch*	5	U04360.075.0200
3/4-16X2.1/4*	5	U04360.075.0225
3/4-16X2.1/2*	5	U04360.075.0250
3/4-16X2.3/4*	5	U04360.075.0275
3/4-16X3 Inch*	5	U04360.075.0300
3/4-16X3.1/4*	5	U04360.075.0325
3/4-16X3.1/2*	5	U04360.075.0350
3/4-16X3.3/4*	5	U04360.075.0375
3/4-16X4 Inch*	5	U04360.075.0400
3/4-16X4.1/4*	5	U04360.075.0425
3/4-16X4.1/2*	5	U04360.075.0450
3/4-16X4.3/4*	5	U04360.075.0475
3/4-16X5 Inch*	5	U04360.075.0500
3/4-16X5.1/2*	5	U04360.075.0550
3/4-16X6 Inch*	5	U04360.075.0600
3/4-16X6.1/2*	1	U04360.075.0650
3/4-16X7 Inch*	1	U04360.075.0700
3/4-16X7.1/2*	1	U04360.075.0750
3/4-16X8 Inch*	1	U04360.075.0800
3/4-16X8.1/2*	5	U04360.075.0850
3/4-16X9 Inch*	1	U04360.075.0900
3/4-16X9.1/2*	5	U04360.075.0950
3/4-16X10 Inch*	1	U04360.075.1000
3/4-16X11 Inch*	5	U04360.075.1100
3/4-16X12 Inch*	5	U04360.075.1200
7/8-14X1.1/2 ft*	5	U04360.087.0150
7/8-14X2 Inch ft*	5	U04360.087.0200
7/8-14X2.1/4*	5	U04360.087.0225
7/8-14X2.1/2*	5	U04360.087.0250
7/8-14X2.3/4*	5	U04360.087.0275
7/8-14X3 Inch*	5	U04360.087.0300
7/8-14X3.1/4*	5	U04360.087.0325
7/8-14X3.1/2*	5	U04360.087.0350
7/8-14X3.3/4*	5	U04360.087.0375
7/8-14X4 Inch*	5	U04360.087.0400
7/8-14X4.1/2*	5	U04360.087.0450
7/8-14X5 Inch*	5	U04360.087.0500
7/8-14X5.1/2*	5	U04360.087.0550
7/8-14X6 Inch*	1	U04360.087.0600
7/8-14X6.1/2*	1	U04360.087.0650
7/8-14X7 Inch*	1	U04360.087.0700
7/8-14X7.1/2*	1	U04360.087.0750
7/8-14X8 Inch*	1	U04360.087.0800
7/8-14X8.1/2*	1	U04360.087.0850

U04360 Šroub se šestihrannou hlavou UNF

d x L	✉	Kód výrobku
7/8-14X9 Inch*	1	U04360.087.0900
7/8-14X10 Inch*	1	U04360.087.1000
1.-14X1.1/2 ft*	5	U04360.101.0150
1.-14X1.3/4 ft*	5	U04360.101.0175
1.-14X2 Inch ft*	5	U04360.101.0200
1.-14X2.1/4 ft*	5	U04360.101.0225
1.-14X2.1/2*	5	U04360.101.0250
1.-14X2.3/4*	5	U04360.101.0275
1.-14X3 Inch*	5	U04360.101.0300
1.-14X3.1/4*	5	U04360.101.0325
1.-14X3.1/2*	5	U04360.101.0350
1.-14X3.3/4*	5	U04360.101.0375
1.-14X4 Inch*	5	U04360.101.0400
1.-14X4.1/2*	5	U04360.101.0450
1.-14X5 Inch*	5	U04360.101.0500
1.-14X5.1/2*	5	U04360.101.0550
1.-14X6 Inch*	1	U04360.101.0600
1.-14X6.1/2*	1	U04360.101.0650
1.-14X7 Inch*	1	U04360.101.0700
1.-14X7.1/2*	1	U04360.101.0750
1.-14X8 Inch*	1	U04360.101.0800
1.-14X8.1/2*	1	U04360.101.0850
1.-14X9 Inch*	1	U04360.101.0900
1.-14X9.1/2*	1	U04360.101.0950
1.-14X10 Inch*	1	U04360.101.1000
1.1/8-12X2.1/2 ft*	5	U04360.112.0250
1.1/8-12X3 Inch*	1	U04360.112.0300
1.1/8-12X3.1/2*	1	U04360.112.0350
1.1/8-12X4 Inch*	1	U04360.112.0400
1.1/8-12X4.1/2*	1	U04360.112.0450
1.1/8-12X5 Inch*	1	U04360.112.0500
1.1/8-12X5.1/2*	1	U04360.112.0550
1.1/8-12X6 Inch*	1	U04360.112.0600
1.1/8-12X6.1/2*	1	U04360.112.0650
1.1/8-12X7 Inch*	1	U04360.112.0700
1.1/8-12X7.1/2*	1	U04360.112.0750
1.1/8-12X8 Inch*	1	U04360.112.0800
1.1/8-12X9 Inch*	1	U04360.112.0900
1.1/8-12X10 Inch*	1	U04360.112.1000
1.1/4-12X2 Inch ft*	1	U04360.125.0200
1.1/4-12X2.1/2 ft*	1	U04360.125.0250
1.1/4-12X3 Inch*	1	U04360.125.0300
1.1/4-12X3.1/2*	1	U04360.125.0350
1.1/4-12X4 Inch*	1	U04360.125.0400
1.1/4-12X4.1/2*	1	U04360.125.0450
1.1/4-12X5 Inch*	1	U04360.125.0500
1.1/4-12X5.1/2*	1	U04360.125.0550
1.1/4-12X6 Inch*	1	U04360.125.0600
1.1/4-12X6.1/2*	1	U04360.125.0650
1.1/4-12X7 Inch*	1	U04360.125.0700
1.1/4-12X7.1/2*	1	U04360.125.0750
1.1/4-12X8 Inch*	1	U04360.125.0800
1.1/4-12X9 Inch*	1	U04360.125.0900
1.1/4-12X10 Inch*	1	U04360.125.1000
1.1/2-12X3 Inch ft*	1	U04360.150.0300
1.1/2-12X4.1/2*	1	U04360.150.0450
1.1/2-12X5 Inch*	1	U04360.150.0500
1.1/2-12X6 Inch*	1	U04360.150.0600
1.1/2-12X7 Inch*	1	U04360.150.0700
1.1/2-12X10 Inch*	1	U04360.150.1000

- ft = s plným závitem

U51007 Šroub se šestihrannou hlavou UNF

X15A

Závit Unified National Fine
Materiál Nerezocel A2 (AISI 304/18-8)
Třída F593

RoHS

d x L	✉	Kód výrobku
1/4-28X1/2 ft*	100	U51007.025.0050
1/4-28X5/8 ft*	100	U51007.025.0062
1/4-28X3/4 ft*	100	U51007.025.0075
1/4-28X7/8*	100	U51007.025.0087
1/4-28X1 Inch*	100	U51007.025.0100
1/4-28X1.1/4*	100	U51007.025.0125
1/4-28X1.3/8*	100	U51007.025.0137
1/4-28X1.1/2*	100	U51007.025.0150
1/4-28X1.3/4*	100	U51007.025.0175
1/4-28X2 Inch*	50	U51007.025.0200
1/4-28X2.1/4*	50	U51007.025.0225
1/4-28X2.1/2*	50	U51007.025.0250
1/4-28X2.3/4*	50	U51007.025.0275
1/4-28X3 Inch*	50	U51007.025.0300
1/4-28X3.1/2*	25	U51007.025.0350
1/4-28X4 Inch*	25	U51007.025.0400
5/16-24X1/2 ft*	50	U51007.031.0050
5/16-24X5/8 ft*	50	U51007.031.0062
5/16-24X3/4 ft*	50	U51007.031.0075
5/16-24X7/8 ft*	50	U51007.031.0087
5/16-24X1 Inch*	50	U51007.031.0100
5/16-24X1.1/4*	50	U51007.031.0125
5/16-24X1.1/2*	50	U51007.031.0150
5/16-24X1.3/4*	50	U51007.031.0175
5/16-24X2 Inch*	50	U51007.031.0200
5/16-24X2.1/4*	25	U51007.031.0225
5/16-24X2.1/2*	25	U51007.031.0250
5/16-24X3 Inch*	25	U51007.031.0300
5/16-24X3.1/2*	25	U51007.031.0350
5/16-24X4 Inch*	10	U51007.031.0400
3/8-24X1/2 ft*	50	U51007.037.0050
3/8-24X5/8 ft*	50	U51007.037.0062
3/8-24X3/4 ft*	50	U51007.037.0075
3/8-24X7/8 ft*	50	U51007.037.0087
3/8-24X1 Inch ft*	50	U51007.037.0100
3/8-24X1.1/4*	50	U51007.037.0125
3/8-24X1.1/2*	25	U51007.037.0150
3/8-24X1.3/4*	25	U51007.037.0175
3/8-24X2 Inch*	25	U51007.037.0200
3/8-24X2.1/4*	25	U51007.037.0225
3/8-24X2.1/2*	25	U51007.037.0250
3/8-24X2.3/4*	25	U51007.037.0275
3/8-24X3 Inch*	10	U51007.037.0300
3/8-24X3.1/2*	10	U51007.037.0350
3/8-24X4 Inch*	10	U51007.037.0400
3/8-24X4.1/2*	10	U51007.037.0450
3/8-24X5 Inch*	10	U51007.037.0500
7/16-20X1 Inch ft*	25	U51007.043.0100
7/16-20X1.1/4*	25	U51007.043.0125
7/16-20X1.1/2*	25	U51007.043.0150
7/16-20X1.3/4*	10	U51007.043.0175
7/16-20X2 Inch*	10	U51007.043.0200
7/16-20X2.1/4*	10	U51007.043.0225
7/16-20X2.1/2*	10	U51007.043.0250
7/16-20X2.3/4*	10	U51007.043.0275
7/16-20X3 Inch*	10	U51007.043.0300
7/16-20X3.1/2*	5	U51007.043.0350
7/16-20X4 Inch*	5	U51007.043.0400
7/16-20X4.1/2*	5	U51007.043.0450
7/16-20X5 Inch*	5	U51007.043.0500
1/2-20X3/4 ft*	10	U51007.050.0075
1/2-20X1 Inch ft*	10	U51007.050.0100
1/2-20X1.1/4 ft*	10	U51007.050.0125
1/2-20X1.1/2*	10	U51007.050.0150
1/2-20X2 Inch*	10	U51007.050.0200
1/2-20X2.1/4*	10	U51007.050.0225
1/2-20X2.1/2*	10	U51007.050.0250
1/2-20X3 Inch*	5	U51007.050.0300
1/2-20X3.1/4*	5	U51007.050.0325
1/2-20X3.1/2*	5	U51007.050.0350
1/2-20X4 Inch*	5	U51007.050.0400
1/2-20X4.1/2*	5	U51007.050.0450
1/2-20X5 Inch*	5	U51007.050.0500
1/2-20X5.1/2*	5	U51007.050.0550
1/2-20X6 Inch*	5	U51007.050.0600
9/16-18X1 Inch ft*	10	U51007.056.0100
9/16-18X1.1/4 ft*	10	U51007.056.0125
9/16-18X1.1/2*	10	U51007.056.0150
9/16-18X1.3/4*	10	U51007.056.0175
9/16-18X2 Inch*	5	U51007.056.0200
9/16-18X2.1/2*	5	U51007.056.0250
9/16-18X3 Inch*	5	U51007.056.0300
9/16-18X3.1/2*	5	U51007.056.0350
9/16-18X4 Inch*	5	U51007.056.0400
9/16-18X4.1/2*	5	U51007.056.0450
9/16-18X5 Inch*	5	U51007.056.0500
9/16-18X5.1/2*	5	U51007.056.0550
9/16-18X6 Inch*	5	U51007.056.0600
5/8-18X1 Inch ft*	10	U51007.062.0100
5/8-18X1.1/4 ft*	10	U51007.062.0125
5/8-18X1.1/2 ft*	10	U51007.062.0150
5/8-18X1.3/4*	10	U51007.062.0175
5/8-18X2 Inch*	5	U51007.062.0200
5/8-18X2.1/4*	5	U51007.062.0225
5/8-18X2.1/2*	5	U51007.062.0250
5/8-18X3 Inch*	5	U51007.062.0300
5/8-18X3.1/2*	5	U51007.062.0350
5/8-18X4 Inch*	5	U51007.062.0400
5/8-18X4.1/2*	5	U51007.062.0450
5/8-18X5 Inch*	5	U51007.062.0500
5/8-18X5.1/2*	5	U51007.062.0550
5/8-18X6 Inch*	5	U51007.062.0600
5/8-18X6.1/2*	5	U51007.062.0650
5/8-18X7 Inch*	5	U51007.062.0700
5/8-18X8 Inch*	5	U51007.062.0800
5/8-18X9 Inch*	1	U51007.062.0900
3/4-16X1 Inch ft*	5	U51007.075.0100
3/4-16X1.1/4 ft*	5	U51007.075.0125
3/4-16X1.1/2 ft*	5	U51007.075.0150
3/4-16X1.3/4 ft*	5	U51007.075.0175
3/4-16X2 Inch*	5	U51007.075.0200
3/4-16X2.1/4*	5	U51007.075.0225
3/4-16X2.1/2*	5	U51007.075.0250
3/4-16X3 Inch*	5	U51007.075.0300
3/4-16X3.1/2*	5	U51007.075.0350
3/4-16X4 Inch*	5	U51007.075.0400
3/4-16X4.1/2*	5	U51007.075.0450
3/4-16X5 Inch*	5	U51007.075.0500
3/4-16X5.1/2*	5	U51007.075.0550
3/4-16X6 Inch*	5	U51007.075.0600

- ft = s plným závitem

1

Šroub se šestihrannou hlavou BSW

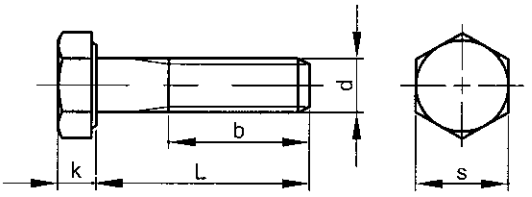

DIN **≈931 (1954)**
NEN ≈2336 (1961)

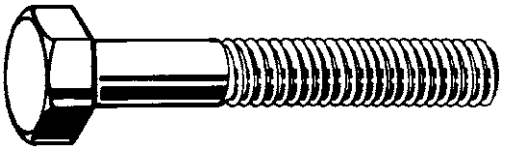

Technické údaje

d	k	s	Závitů na palec
1/2	9	22	12
5/8	11	27	11
3/4	13	32	10

d	k	s	Závitů na palec
7/8	16	36	9
1 Inch	18	41	8

- Whitworthův závit (BSW/BSF) není mezinárodně doporučen. Doporučujeme použít metrický (M/MF) nebo sjednocený (UNC/UNF) závit.
- Rozměry se mohou lišit v závislosti na dostupnosti.

03400 **Šroub se šestihrannou hlavou BSW** **X03A**

Závit British Standard Whitworth
Materiál Ocel
Třída 8.8

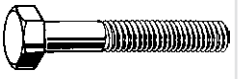

d x L/b	✉	Kód výrobku	d x L/b	✉	Kód výrobku	d x L/b	✉	Kód výrobku
1/2X35/25	50	03400.127.035	5/8X50/28	25	03400.158.050			
1/2X50/25	50	03400.127.050	5/8X60/28	25	03400.158.060	7/8X60/38	10	03400.222.060
1/2X60/25	50	03400.127.060				7/8X70/38	10	03400.222.070
1/2X70/25	50	03400.127.070	3/4X50/32	10	03400.191.050			
1/2X75/30	50	03400.127.075	3/4X60/32	10	03400.191.060	1 InchX70/40	10	03400.254.070
1/2X80/30	50	03400.127.080	3/4X70/32	10	03400.191.070	1 InchX80/40	10	03400.254.080
1/2X100/30	50	03400.127.100	3/4X80/32	10	03400.191.080	1 InchX100/55	10	03400.254.100
			3/4X100/40	10	03400.191.100			

Šroub se šestihrannou hlavou BSF

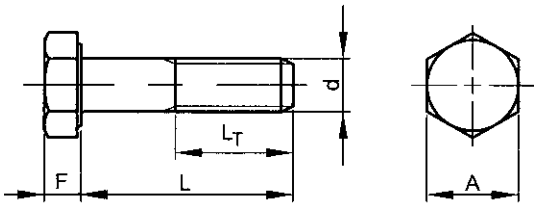

BS **≈1083 (1965)**

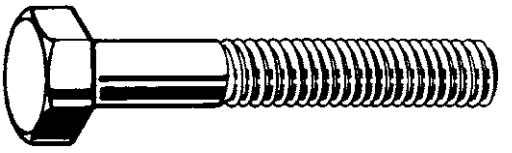

Technické údaje

d	A	F	L_T (min.)	Závitů na palec
1/4	0.445	4.6	13	26
5/16	0.525	5.5	16	22
3/8	0.6	6.6	19	20
7/16	0.71	7.7	22	18
1/2	0.82	8.7	25.5	16
5/8	1.01	10.6	32	14
3/4	1.2	12.7	38	12

- Whitworthův závit (BSW/BSF) není mezinárodně doporučen. Doporučujeme použít metrický (M/MF) nebo sjednocený (UNC/UNF) závit.
- Minimální jakost R dle ≈ BS 1083 (1965) prakticky odpovídá jakostní třídě 6.8 dle DIN ISO 898-1. Hlava šroubu je označena symbolem jakostní třídy R.

03000 **Šroub se šestihrannou hlavou BSF** **X90A**

Závit British Standard Fine
Materiál Ocel
Třída ≥Grade R

RoHS

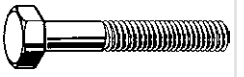

d x L	✉	Kód výrobku	d x L	✉	Kód výrobku	d x L	✉	Kód výrobku
1/4X1 Inch	200	03000.063.025				1/2X1.3/4	50	03000.127.044
1/4X2 Inch	100	03000.063.050	3/8X1.1/4	100	03000.096.031	1/2X2 Inch	50	03000.127.050
1/4X2.1/2	100	03000.063.063	3/8X1.1/2	100	03000.096.038	1/2X2.1/2	50	03000.127.063
1/4X3 Inch	100	03000.063.076	3/8X1.3/4	100	03000.096.044	1/2X3 Inch	50	03000.127.076
			3/8X2 Inch	100	03000.096.050			
5/16X1.1/2	200	03000.079.038	3/8X3 Inch	100	03000.096.076	5/8X2 Inch	25	03000.158.050
5/16X1.3/4	100	03000.079.044						
5/16X2 Inch	100	03000.079.050	7/16X1.1/2	100	03000.111.038	3/4X2 Inch	25	03000.191.050
5/16X2.1/4	100	03000.079.057				3/4X2.1/2	25	03000.191.063
5/16X3 Inch	100	03000.079.076	1/2X1.1/2	50	03000.127.038	3/4X3 Inch	25	03000.191.076

1

Šroub se šestihrannou hlavou BSW

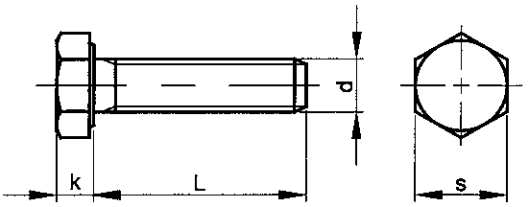

DIN **≈933 (1954)**
NEN ≈2337 (1961)



Technické údaje

d	k	s	Závitů na palec	d	k	s	Závitů na palec
1/4	5	11	20	1/2	9	22	12
5/16	6	14	18	5/8	11	27	11
3/8	7	17	16	3/4	13	32	10

- Whitworthův závit (BSW/BSF) není mezinárodně doporučen. Doporučujeme použít metrický (M/MF) nebo sjednocený (UNC/UNF) závit.
- V závislosti na dostupnosti se mohou rozměry lišit.

Skupiny produktů

Závit	Typ drážky	Materiál	Třída	Kód	Strana
BSW	S vnějším šestihranem	Oc	8.8	03410	1-60
BSW	S vnějším šestihranem	Br Cu2		46210	1-60

03410 Šroub se šestihrannou hlavou BSW — X03A

Závit British Standard Whitworth
Materiál Ocel
Třída 8.8

d x L	✉	Kód výrobku	d x L	✉	Kód výrobku	d x L	✉	Kód výrobku
1/4X10MM	100	03410.063.010	3/8X15MM	100	03410.096.015	1/2X40MM	50	03410.127.040
1/4X15MM	100	03410.063.015	3/8X20MM	100	03410.096.020	1/2X50MM	50	03410.127.050
1/4X20MM	100	03410.063.020	3/8X25MM	100	03410.096.025	1/2X55MM	50	03410.127.055
1/4X25MM	100	03410.063.025	3/8X30MM	100	03410.096.030	1/2X60MM	50	03410.127.060
1/4X30MM	100	03410.063.030	3/8X35MM	100	03410.096.035	1/2X70MM	50	03410.127.070
1/4X40MM	100	03410.063.040	3/8X40MM	100	03410.096.040			
1/4X50MM	100	03410.063.050	3/8X50MM	100	03410.096.050	5/8X30MM	50	03410.158.030
			3/8X60MM	100	03410.096.060	5/8X40MM	25	03410.158.040
5/16X20MM	100	03410.079.020	3/8X70MM	100	03410.096.070	5/8X50MM	25	03410.158.050
5/16X25MM	100	03410.079.025				5/8X60MM	25	03410.158.060
5/16X30MM	100	03410.079.030	1/2X20MM	100	03410.127.020			
5/16X40MM	100	03410.079.040	1/2X25MM	100	03410.127.025	3/4X50MM	10	03410.191.050
5/16X50MM	100	03410.079.050	1/2X30MM	100	03410.127.030	3/4X60MM	10	03410.191.060
5/16X60MM	100	03410.079.060	1/2X35MM	100	03410.127.035	3/4X70MM	10	03410.191.070

46210 Šroub se šestihrannou hlavou BSW — X08A

Závit British Standard Whitworth
Materiál Mosaz Cu2

d x L	✉	Kód výrobku	d x L	✉	Kód výrobku	d x L	✉	Kód výrobku
1/4X10MM	100	46210.063.010	5/16X20MM	100	46210.079.020	3/8X50MM	25	46210.096.050
1/4X12MM	100	46210.063.012	5/16X25MM	100	46210.079.025			
1/4X15MM	100	46210.063.015	5/16X30MM	50	46210.079.030	1/2X25MM	25	46210.127.025
1/4X20MM	100	46210.063.020	5/16X40MM	50	46210.079.040	1/2X30MM	25	46210.127.030
1/4X25MM	100	46210.063.025	5/16X50MM	50	46210.079.050	1/2X40MM	25	46210.127.040
1/4X30MM	100	46210.063.030				1/2X50MM	25	46210.127.050
1/4X40MM	50	46210.063.040	3/8X20MM	50	46210.096.020			
1/4X50MM	50	46210.063.050	3/8X25MM	50	46210.096.025	5/8X16MM	25	46210.158.016
			3/8X30MM	25	46210.096.030	5/8X40MM	10	46210.158.040
5/16X16MM	100	46210.079.016	3/8X40MM	25	46210.096.040	5/8X50MM	10	46210.158.050

Šroub se šestihrannou hlavou BSF

BS ≈1083 (1965)

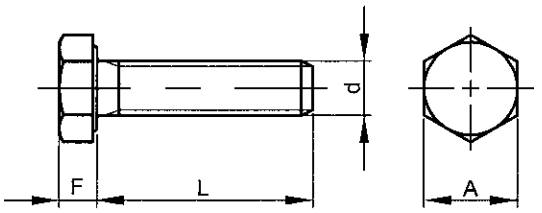

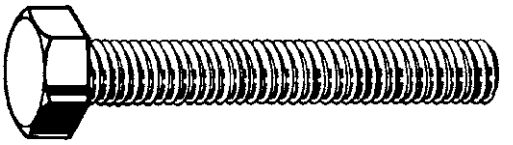

Technické údaje

d	A	F	Závitů na palec	d	A	F	Závitů na palec
1/4	0.445	4.6	26	3/8	0.6	6.6	20
5/16	0.525	5.5	22	1/2	0.82	8.7	16

- Whitworthův závit (BSW/BSF) není mezinárodně doporučen. Doporučujeme použít metrický (M/MF) nebo sjednocený (UNC/UNF) závit.
- Minimální jakost R dle ≈ BS 1083 (1965) prakticky odpovídá jakostní třídě 6.8 dle DIN ISO 898-1. Hlava šroubu je označena symbolem jakostní třídy R.

03010 Šroub se šestihrannou hlavou BSF **X90A**

Závit British Standard Fine
Materiál Ocel
Třída ≥Grade R

RoHS

d x L	✉	Kód výrobku	d x L	✉	Kód výrobku	d x L	✉	Kód výrobku
1/4X5/8	200	03010.063.015	5/16X3/4	200	03010.079.019	3/8X5/8	100	03010.096.015
1/4X3/4	200	03010.063.019	5/16X1 Inch	200	03010.079.025	3/8X3/4	100	03010.096.019
1/4X1 Inch	200	03010.063.025	5/16X1.1/4	200	03010.079.031	3/8X1 Inch	100	03010.096.025
1/4X1.1/4	200	03010.063.031	5/16X1.1/2	200	03010.079.038			
1/4X1.1/2	200	03010.063.038				1/2X1 Inch	100	03010.127.025
			3/8X1/2	100	03010.096.012	1/2X1.1/4	50	03010.127.031
5/16X5/8	200	03010.079.015						

Samojistící šestihranný šroub s nákružkem

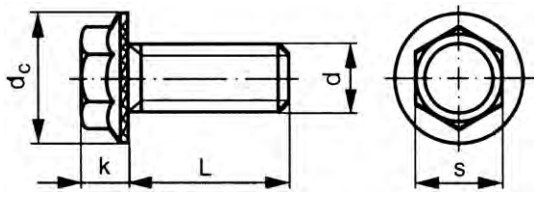



Technické údaje

d	d_c	k	P	s
M5	11.2	4.3	0.8	8
M6	14.2	5.5	1	10
M8	18.2	7	1.25	13
M10	21	8.5	1.5	15
M12	24	10	1.75	17
M16	31	14	2	22

Přednosti pojistných šroubů RIPP se šestihrannou hlavou s nákružkem:
- vroubkovaný límec eliminuje poškození povrchu při montáži, zabraňuje samovolnému povolení
- prostřednictvím límce je zajištěno rozložení sil pod hlavou šroubu na větší plochu, což má za následek nižší povrchový tlak
- velké otvory nebo obráběné otvory mohou být překryty límcem
- podložka nebo zajišťující prvek není potřeba

MONTÁŽNÍ PŘEDPĚTÍ F_M v kN a UTAHOVACÍ MOMENT M_A v Nm

Třída	Spojovaný materiál	M5		M6		M8		M10		M12		M16	
		F_M	M_A	F_M	M_A	F_M	M_A	F_M	M_A	F_M	M_A	F_M	M_A
100	Ocel (Rm < 800 N/mm²)	9	11	12,6	19	23,2	42	37	85	54	130	102	330
	Ocel (Rm ≥ 800 N/mm²)	9	10	12,6	18	23,2	37	37	80	54	120	102	310
	Temperovaná litina	9	9	12,6	16	23,2	35	37	75	54	115	102	300

Skupiny produktů

Závit	Typ drážky	Materiál	Třída	Povrchová úprava	Kód	Strana
M	S vnějším šestihranem	Oc	100		04400	1-62
M	S vnějším šestihranem	Oc	100	Zn	04410	1-62
M	S vnějším šestihranem	Oc	100	FLZNNC-NC6	04405	1-62

04400 RIPP Samojistící šestihranný šroub s nákružkem — A92A

Závit Metrický závit
Materiál Ocel
Třída 100

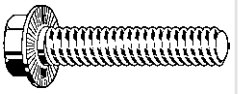

d x L	✉	Kód výrobku	d x L	✉	Kód výrobku	d x L	✉	Kód výrobku
M5X10	500	04400.050.010	M8X25	200	04400.080.025	M12X35	100	04400.120.035
M5X12	500	04400.050.012	M8X30	200	04400.080.030	M12X40	100	04400.120.040
M5X16	500	04400.050.016	M8X35	200	04400.080.035	M12X45	100	04400.120.045
M5X20	500	04400.050.020	M8X40	200	04400.080.040	M12X50	100	04400.120.050
M6X10	500	04400.060.010	M10X16	200	04400.100.016	M16X25	50	04400.160.025
M6X12	500	04400.060.012	M10X20	200	04400.100.020	M16X30	50	04400.160.030
M6X16	500	04400.060.016	M10X25	200	04400.100.025	M16X35	50	04400.160.035
M6X20	500	04400.060.020	M10X30	200	04400.100.030	M16X40	50	04400.160.040
M6X25	500	04400.060.025	M10X35	100	04400.100.035	M16X45	50	04400.160.045
M6X30	500	04400.060.030	M10X40	100	04400.100.040	M16X50	50	04400.160.050
						M16X55	50	04400.160.055
M8X12	200	04400.080.012	M12X20	100	04400.120.020	M16X60	50	04400.160.060
M8X16	200	04400.080.016	M12X25	100	04400.120.025	M16X70	25	04400.160.070
M8X20	200	04400.080.020	M12X30	100	04400.120.030			

- Samojistící šrouby RIPP s nákružkem jsou označené pevnostní třídou 100 s min. pevností tahem 1040N/mm^2. Šrouby jsou povrchově tvrzené a proto nemohou být klasifikovány jako pevnostní třída 10.9.
- UPOZORNĚNÍ: elektrické pozinkování těchto produktů může způsobit vodíkovou křehkost.

04410 RIPP Samojistící šestihranný šroub s nákružkem — A92A

Závit Metrický závit
Materiál Ocel
Třída 100
Povrchová úprava Pozinkované

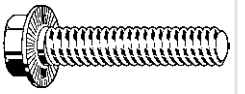

d x L	✉	Kód výrobku	d x L	✉	Kód výrobku	d x L	✉	Kód výrobku
M5X10	500	04410.050.010	M8X25	200	04410.080.025	M12X25	100	04410.120.025
M5X12	500	04410.050.012	M8X30	200	04410.080.030	M12X30	100	04410.120.030
M5X16	500	04410.050.016	M8X35	200	04410.080.035	M12X35	100	04410.120.035
			M8X40	200	04410.080.040	M12X40	100	04410.120.040
M6X10	500	04410.060.010				M12X45	100	04410.120.045
M6X12	500	04410.060.012	M10X16	200	04410.100.016	M12X50	100	04410.120.050
M6X14	500	04410.060.014	M10X20	200	04410.100.020			
M6X16	500	04410.060.016	M10X22	200	04410.100.022	M16X30	50	04410.160.030
M6X20	500	04410.060.020	M10X25	200	04410.100.025	M16X35	50	04410.160.035
M6X25	500	04410.060.025	M10X30	200	04410.100.030	M16X40	50	04410.160.040
			M10X35	100	04410.100.035	M16X45	50	04410.160.045
M8X12	200	04410.080.012	M10X40	100	04410.100.040	M16X50	50	04410.160.050
M8X14	200	04410.080.014				M16X60	50	04410.160.060
M8X16	200	04410.080.016	M12X20	100	04410.120.020	M16X70	25	04410.160.070
M8X20	200	04410.080.020						

- Samojistící šrouby RIPP s nákružkem jsou označené pevnostní třídou 100 s min. pevností tahem 1040N/mm^2. Šrouby jsou povrchově tvrzené a proto nemohou být klasifikovány jako pevnostní třída 10.9.
- UPOZORNĚNÍ: elektrické pozinkování těchto produktů může způsobit vodíkovou křehkost.

04405 RIPP Samojistící šestihranný šroub s nákružkem — A95A

Závit Metrický závit
Materiál Ocel
Třída 100
Povrchová úprava Zinko-hliníkový povlak bez Cr^{6+}- ISO 10683 flZnnc

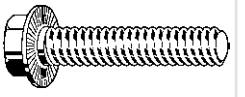

d x L	✉	Kód výrobku	d x L	✉	Kód výrobku	d x L	✉	Kód výrobku
M5X10	200	04405.050.010	M6X10	200	04405.060.010			
M5X12	200	04405.050.012	M6X12	200	04405.060.012	M8X16	200	04405.080.016
M5X16	200	04405.050.016	M6X16	200	04405.060.016	M8X20	200	04405.080.020
M5X20	200	04405.050.020	M6X20	200	04405.060.020	M8X25	200	04405.080.025
			M6X25	200	04405.060.025	M8X30	200	04405.080.030

04405 **RIPP Samojistící šestihranný šroub s nákružkem** ←

d x L	✉	Kód výrobku	d x L	✉	Kód výrobku	d x L	✉	Kód výrobku
M8X35	200	04405.080.035				M16X35	50	04405.160.035
			M12X30	100	04405.120.030	M16X40	50	04405.160.040
M10X20	200	04405.100.020	M12X35	100	04405.120.035	M16X45	50	04405.160.045
M10X25	200	04405.100.025	M12X40	100	04405.120.040	M16X50	50	04405.160.050
M10X30	200	04405.100.030	M12X50	100	04405.120.050	M16X60	50	04405.160.060
M10X35	100	04405.100.035				M16X70	50	04405.160.070
M10X40	100	04405.100.040	M16X30	50	04405.160.030			

- Povrchová úprava ISO 10683 zinko-hliníkový povlak eliminuje možnost poškození způsobené vodíkovou křehkostí.

Samojistící šestihranný šroub s nákružkem

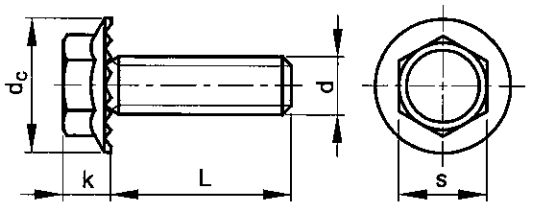

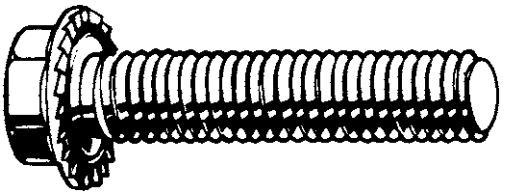

Technické údaje

d	d_c	k	P	s
M5	11.2	4.3	0.8	8
M6	14.2	5.5	1	10
M8	18.2	7	1.25	13
M10	21	7.9	1.5	15
M12	24	8.7	1.75	17
M16	31	11.2	2	22

Přednosti pojistných šroubů se šestihrannou hlavou s nákružkem:
- pružný, zoubkovaný límec poskytuje vynikající samojistící vlastnosti
- uvnitř pružného límce je optimální předpětí konstrukce s minimálním usazením
- podložka nebo zajišťující prvek není potřebný a není doporučován

MONTÁŽNÍ PŘEDPĚTÍ F_M v kN a UTAHOVACÍ MOMENT M_A v Nm

Třída	Spojovaný materiál	M5		M6		M8		M10		M12		M16	
		F_M	M_A	F_M	M_A	F_M	M_A	F_M	M_A	F_M	M_A	F_M	M_A
90	Ocel	6,35	9	9	16	16,5	34	26,2	58	--	--	--	--
	Temperovaná litina	6,35	7	9	13	16,5	28	26,2	49	--	--	--	--
100	Ocel	--	--	--	--	--	--	--	--	54	120	102	280
	Temperovaná litina	--	--	--	--	--	--	--	--	54	105	102	260

Skupiny produktů

Závit	Typ drážky	Materiál	Třída	Povrchová úprava	Kód	Strana
M	S vnějším šestihranem	Oc	90/100		01050	1-63
M	S vnějším šestihranem	Oc	90/100	Zn	01049	1-64
M	S vnějším šestihranem	Oc	90/100	FLZNNC-NC6	01055	1-64

01050 **Samojistící šestihranný šroub s nákružkem** **A92A**

Závit Metrický závit
Materiál Ocel
Třída 90/100

d x L	✉	Kód výrobku	d x L	✉	Kód výrobku	d x L	✉	Kód výrobku
M5X10	500	01050.050.010				M10X25	200	01050.100.025
M5X12	500	01050.050.012	M8X12	200	01050.080.012	M10X30	200	01050.100.030
M5X16	500	01050.050.016	M8X16	200	01050.080.016	M10X35	100	01050.100.035
M5X20	500	01050.050.020	M8X20	200	01050.080.020	M10X40	100	01050.100.040
			M8X25	200	01050.080.025			
M6X10	500	01050.060.010	M8X30	200	01050.080.030	M12X20	100	01050.120.020
M6X12	500	01050.060.012	M8X35	200	01050.080.035	M12X25	100	01050.120.025
M6X16	500	01050.060.016	M8X40	200	01050.080.040	M12X30	100	01050.120.030
M6X20	500	01050.060.020				M12X35	100	01050.120.035
M6X25	500	01050.060.025	M10X16	200	01050.100.016	M12X40	100	01050.120.040
M6X30	500	01050.060.030	M10X20	200	01050.100.020	M12X45	100	01050.120.045

01050 Samojistící šestihranný šroub s nákružkem

d x L	✉	Kód výrobku	d x L	✉	Kód výrobku	d x L	✉	Kód výrobku
M12X50	100	01050.120.050	M16X35	50	01050.160.035	M16X55	50	01050.160.055
			M16X40	50	01050.160.040	M16X60	50	01050.160.060
M16X25	50	01050.160.025	M16X45	50	01050.160.045	M16X70	25	01050.160.070
M16X30	50	01050.160.030	M16X50	50	01050.160.050			

01049 Samojistící šestihranný šroub s nákružkem A92A

Závit Metrický závit
Materiál Ocel
Třída 90/100
Povrchová úprava Pozinkované

d x L	✉	Kód výrobku	d x L	✉	Kód výrobku	d x L	✉	Kód výrobku
M5X8	500	01049.050.008	M6X30	500	01049.060.030	M10X25	200	01049.100.025
M5X10	500	01049.050.010				M10X30	200	01049.100.030
M5X12	500	01049.050.012	M8X12	200	01049.080.012			
M5X14	500	01049.050.014	M8X14	200	01049.080.014	M12X20	100	01049.120.020
M5X16	500	01049.050.016	M8X16	200	01049.080.016	M12X25	100	01049.120.025
M5X20	500	01049.050.020	M8X18	200	01049.080.018	M12X30	100	01049.120.030
			M8X22	200	01049.080.022	M12X35	100	01049.120.035
M6X10	500	01049.060.010	M8X25	200	01049.080.025	M12X40	100	01049.120.040
M6X12	500	01049.060.012	M8X30	200	01049.080.030			
M6X14	500	01049.060.014	M8X35	200	01049.080.035	M16X25	50	01049.160.025
M6X16	500	01049.060.016				M16X35	50	01049.160.035
M6X20	500	01049.060.020	M10X18	200	01049.100.018	M16X40	50	01049.160.040
M6X25	500	01049.060.025	M10X20	200	01049.100.020	M16X50	50	01049.160.050

01055 Samojistící šestihranný šroub s nákružkem A94A

Závit Metrický závit
Materiál Ocel
Třída 90/100
Povrchová úprava Zinko-hliníkový povlak bez Cr^{6+}- ISO 10683 flZnnc

d x L	✉	Kód výrobku	d x L	✉	Kód výrobku	d x L	✉	Kód výrobku
M6X10	500	01055.060.010	M8X20	200	01055.080.020			
M6X12	500	01055.060.012	M8X25	200	01055.080.025	M12X30	100	01055.120.030
M6X16	500	01055.060.016	M8X30	200	01055.080.030	M12X40	100	01055.120.040
M6X20	500	01055.060.020				M12X50	100	01055.120.050
M6X25	500	01055.060.025	M10X25	200	01055.100.025			
			M10X30	200	01055.100.030	M16X40	50	01055.160.040
M8X12	200	01055.080.012	M10X40	200	01055.100.040	M16X50	50	01055.160.050
M8X16	200	01055.080.016						

- Povrchová úprava ISO 10683 zinko-hliníkový povlak eliminuje možnost poškození způsobené vodíkovou křehkostí.

Šestihranný šroub s nákružkem

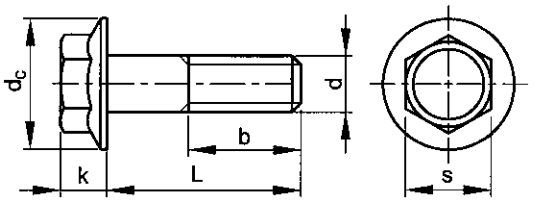

DIN	**6921**
ISO	≈4162
EN	≈1665
ASME	≈B18.2.3.4M

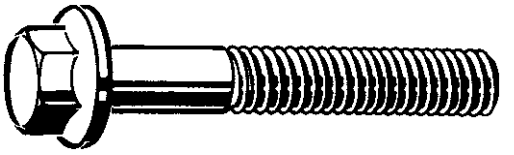

Technické údaje

d	b (min.)	d_c (max.)	k (max.)	P	s
M6	18	14.2	6.6	1	10
M8	22	18	8.1	1.25	13
M10	26	22.3	9.2	1.5	15
M12	30	26.6	11.5	1.75	16
M14	34	30.5	12.8	2	18
M16	38	35	14.4	2	21
M20	46	43	17.1	2.5	27

Skupiny produktů

Závit	Typ drážky	Materiál	Třída	Povrchová úprava	Kód	Strana
M	S vnějším šestihranem	Oc	8.8	Zn žl	01256	1-65
M	S vnějším šestihranem	Oc	10.9		04132	1-66

01256 Šestihranný šroub s nákružkem **A94A**

Závit	Metrický závit
Materiál	Ocel
Třída	8.8
Povrchová úprava	Pozinkované žlutě pasivované

d x L	✉	Kód výrobku
M6X12	200	01256.060.012
M6X16	200	01256.060.016
M6X20	200	01256.060.020
M6X25	200	01256.060.025
M6X30	200	01256.060.030
M6X40	200	01256.060.040
M6X45	200	01256.060.045
M6X50	200	01256.060.050
M8X12	200	01256.080.012
M8X16	200	01256.080.016
M8X20	200	01256.080.020
M8X25	200	01256.080.025
M8X30	200	01256.080.030
M8X35	200	01256.080.035
M8X40	200	01256.080.040
M8X45	200	01256.080.045
M8X50	200	01256.080.050
M8X60	200	01256.080.060
M8X70	200	01256.080.070
M8X80	100	01256.080.080
M8X100	100	01256.080.100
M10X20	200	01256.100.020

d x L	✉	Kód výrobku
M10X25	200	01256.100.025
M10X30	200	01256.100.030
M10X35	200	01256.100.035
M10X40	100	01256.100.040
M10X45	100	01256.100.045
M10X50	100	01256.100.050
M10X60	100	01256.100.060
M10X70	100	01256.100.070
M10X80	100	01256.100.080
M10X100	100	01256.100.100
M12X25	100	01256.120.025
M12X30	100	01256.120.030
M12X35	100	01256.120.035
M12X40	100	01256.120.040
M12X45	100	01256.120.045
M12X50	100	01256.120.050
M12X60	100	01256.120.060
M12X70	50	01256.120.070
M12X80	50	01256.120.080
M12X90	50	01256.120.090
M12X100	50	01256.120.100
M12X120	50	01256.120.120

d x L	✉	Kód výrobku
M14X35	100	01256.140.035
M14X40	100	01256.140.040
M14X45	50	01256.140.045
M14X50	50	01256.140.050
M14X60	50	01256.140.060
M14X80	50	01256.140.080
M16X35	50	01256.160.035
M16X40	50	01256.160.040
M16X45	50	01256.160.045
M16X50	50	01256.160.050
M16X60	50	01256.160.060
M16X70	25	01256.160.070
M16X80	25	01256.160.080
M16X100	25	01256.160.100
M20X50	25	01256.200.050
M20X60	25	01256.200.060
M20X70	25	01256.200.070
M20X80	10	01256.200.080
M20X90	10	01256.200.090
M20X100	10	01256.200.100
M20X120	10	01256.200.120

- Speciální vlastnosti šestihranných šroubů s nákružkem:
- Nákružek umožňuje rozložení vzniklých sil na větší ploše, což vede ke snížení povrchového tlaku.
- Velké (zvětšené) otvory a/nebo obráběcí otvory lze zakrýt nákružkem.
- Podložka není nutná.

04132	Šestihranný šroub s nákružkem	A92A

Závit Metrický závit
Materiál Ocel
Třída 10.9

d x L	✉	Kód výrobku	d x L	✉	Kód výrobku	d x L	✉	Kód výrobku
M6X20	200	04132.060.020	M10X40	100	04132.100.040	M12X90	50	04132.120.090
M6X25	200	04132.060.025	M10X50	100	04132.100.050			
M6X30	200	04132.060.030	M10X60	100	04132.100.060	M14X35	50	04132.140.035
M6X40	200	04132.060.040	M10X70	100	04132.100.070	M14X40	50	04132.140.040
M6X50	200	04132.060.050				M14X45	50	04132.140.045
			M12X25	100	04132.120.025	M14X50	50	04132.140.050
M8X20	200	04132.080.020	M12X30	100	04132.120.030			
M8X25	200	04132.080.025	M12X35	100	04132.120.035	M16X35	50	04132.160.035
M8X30	200	04132.080.030	M12X40	100	04132.120.040	M16X40	50	04132.160.040
M8X40	200	04132.080.040	M12X45	100	04132.120.045	M16X45	50	04132.160.045
M8X50	200	04132.080.050	M12X50	100	04132.120.050	M16X50	50	04132.160.050
			M12X60	100	04132.120.060	M16X60	50	04132.160.060
M10X20	200	04132.100.020	M12X70	50	04132.120.070	M16X70	25	04132.160.070
M10X25	200	04132.100.025	M12X80	50	04132.120.080	M16X80	25	04132.160.080
M10X30	200	04132.100.030						

- Speciální vlastnosti šestihranných šroubů s nákružkem:
- Nákružek umožňuje rozložení vzniklých sil na větší ploše, což vede ke snížení povrchového tlaku.
- Velké (zvětšené) otvory a/nebo obráběcí otvory lze zakrýt nákružkem.
- Podložka není nutná.
- Upozornění: Elektrolytické pokovení těchto produktů může způsobit vodíkovou křehkost.

Šestihranný šroub s nákružkem, S plným závitem

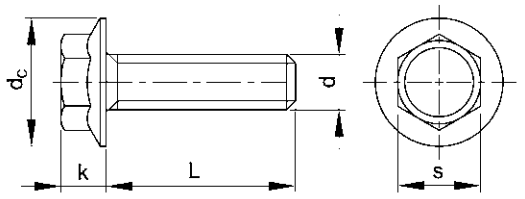

DIN	**≈6921**
ISO	≈4126
EN	≈1665
ASME	≈B18.2.3.4M



Technické údaje

d	b (min.)	d_c (max.)	k (max.)	P	s
M5	16	11.8	5.4	0.8	8
M6	18	14.2	6.6	1	10
M8	22	18	8.1	1.25	13
M10	26	22.3	9.2	1.5	15
M12	30	26.6	11.5	1.75	16

Skupiny produktů

Závit	Typ drážky	Materiál	Třída	Kód	Strana
M	S vnějším šestihranem	NO A2	70	51018	1-66
M	S vnějším šestihranem	NO A4	70	55018	1-67

51018	Šestihranný šroub s nákružkem, S plným závitem	Q01A

Závit Metrický závit
Materiál Nerezocel A2
Třída 70

d x L	✉	Kód výrobku	d x L	✉	Kód výrobku	d x L	✉	Kód výrobku
M5X8*	200	51018.050.008				M6X55*	200	51018.060.055
M5X10	200	51018.050.010	M6X10*	200	51018.060.010	M6X60*	200	51018.060.060
M5X12*	200	51018.050.012	M6X12*	200	51018.060.012			
M5X16*	200	51018.050.016	M6X16	200	51018.060.016	M8X12*	200	51018.080.012
M5X20*	200	51018.050.020	M6X20	200	51018.060.020	M8X16	200	51018.080.016
M5X25*	200	51018.050.025	M6X25*	200	51018.060.025	M8X20*	200	51018.080.020
M5X30*	200	51018.050.030	M6X30*	200	51018.060.030	M8X25	200	51018.080.025
M5X35*	200	51018.050.035	M6X35*	200	51018.060.035	M8X30*	200	51018.080.030
M5X40*	200	51018.050.040	M6X40*	200	51018.060.040	M8X35*	200	51018.080.035
M5X45*	200	51018.050.045	M6X45*	200	51018.060.045	M8X40*	200	51018.080.040
M5X50*	200	51018.050.050	M6X50*	200	51018.060.050	M8X45*	200	51018.080.045

51018 Šestihranný šroub s nákružkem, S plným závitem

d x L	✉	Kód výrobku	d x L	✉	Kód výrobku	d x L	✉	Kód výrobku
M8X50*	200	51018.080.050	M10X20*	100	51018.100.020	M10X60*	100	51018.100.060
M8X55*	200	51018.080.055	M10X25*	100	51018.100.025	M10X65*	100	51018.100.065
M8X60*	200	51018.080.060	M10X30*	100	51018.100.030	M10X70*	100	51018.100.070
M8X65*	200	51018.080.065	M10X35*	100	51018.100.035	M10X80*	100	51018.100.080
M8X70*	200	51018.080.070	M10X40*	100	51018.100.040			
M8X80*	200	51018.080.080	M10X45*	100	51018.100.045	M12X60*	50	51018.120.060
			M10X50*	100	51018.100.050			
M10X16*	100	51018.100.016	M10X55*	100	51018.100.055			

55018 Šestihranný šroub s nákružkem, S plným závitem Q41A

Závit Metrický závit
Materiál Nerezocel A4
Třída 70

d x L	✉	Kód výrobku	d x L	✉	Kód výrobku	d x L	✉	Kód výrobku
M5X8*	200	55018.050.008	M6X30*	200	55018.060.030	M8X55*	200	55018.080.055
M5X10*	200	55018.050.010	M6X35*	200	55018.060.035	M8X60*	200	55018.080.060
M5X12*	200	55018.050.012	M6X40*	200	55018.060.040			
M5X16*	200	55018.050.016	M6X45*	200	55018.060.045	M10X16*	100	55018.100.016
M5X20*	200	55018.050.020	M6X50*	200	55018.060.050	M10X20*	100	55018.100.020
M5X25*	200	55018.050.025	M6X55*	200	55018.060.055	M10X25*	100	55018.100.025
M5X30*	200	55018.050.030	M6X60*	200	55018.060.060	M10X30*	100	55018.100.030
M5X35*	200	55018.050.035				M10X35*	100	55018.100.035
M5X40*	200	55018.050.040	M8X12*	200	55018.080.012	M10X40*	100	55018.100.040
M5X45*	200	55018.050.045	M8X16*	200	55018.080.016	M10X45*	100	55018.100.045
M5X50*	200	55018.050.050	M8X20*	200	55018.080.020	M10X50*	100	55018.100.050
			M8X25*	200	55018.080.025	M10X55*	100	55018.100.055
M6X10*	200	55018.060.010	M8X30*	200	55018.080.030	M10X60*	100	55018.100.060
M6X12*	200	55018.060.012	M8X35*	200	55018.080.035	M10X65*	100	55018.100.065
M6X16*	200	55018.060.016	M8X40*	200	55018.080.040	M10X70*	100	55018.100.070
M6X20*	200	55018.060.020	M8X45*	200	55018.080.045	M10X80*	100	55018.100.080
M6X25*	200	55018.060.025	M8X50*	200	55018.080.050			

Šestihranný šroub s ozubeným nákružkem, plný závit

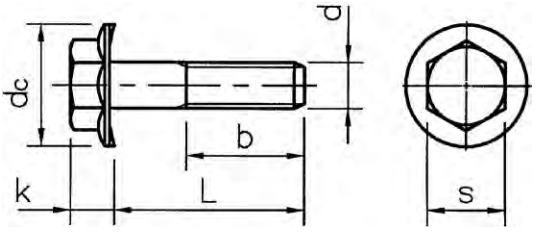

DIN	**≈6921**
ISO	≈4162
EN	≈1665
ASME	≈B18.2.3.4M

Technické údaje

d	b (min.)	d_c (max.)	k (max.)	P	s
M5	16	11.8	5.4	0.8	8
M6	18	14.2	6.6	1	10
M8	22	18	8.1	1.25	13
M10	26	22.3	9.2	1.5	15
M12	30	26.6	11.5	1.75	16

Skupiny produktů

Závit	Typ drážky	Materiál	Třída	Povrchová úprava	Kód	Strana
M	S vnějším šestihranem	Oc	8.8	Zn	01258	1-68
M	S vnějším šestihranem	NO A2	70		51014	1-68

01258 Šestihranný šroub s ozubeným nákružkem A94A

Závit	Metrický závit
Materiál	Ocel
Třída	8.8
Povrchová úprava	Pozinkované

d x L	✉	Kód výrobku	d x L	✉	Kód výrobku	d x L	✉	Kód výrobku
M6X12	200	01258.060.012	M8X25	200	01258.080.025	M10X40	100	01258.100.040
M6X16	200	01258.060.016	M8X30	200	01258.080.030			
M6X20	200	01258.060.020				M12X20	100	01258.120.020
M6X25	200	01258.060.025	M10X20	200	01258.100.020	M12X25	100	01258.120.025
M6X30	200	01258.060.030	M10X25	200	01258.100.025	M12X30	100	01258.120.030
			M10X30	200	01258.100.030	M12X35	100	01258.120.035
M8X16	200	01258.080.016	M10X35	100	01258.100.035	M12X40	100	01258.120.040
M8X20	200	01258.080.020						

- Speciální vlastnosti šestihranných šroubů s ozubeným nákružkem:
- Nákružek umožňuje rozložení vzniklých sil na větší ploše, což vede ke snížení povrchového tlaku.
- Velké (zvětšené) otvory a/nebo obráběcí otvory lze zakrýt nákružkem
- Podložka není nutná.
- Ozubený okraj nákružku se vyznačuje vynikajícími samojistnými vlastnostmi.

51014 Šestihranný šroub s ozubeným nákružkem, plný závit Q01A

Závit	Metrický závit
Materiál	Nerezocel A2
Třída	70

d x L	✉	Kód výrobku	d x L	✉	Kód výrobku	d x L	✉	Kód výrobku
M5X8*	200	51014.050.008	M6X35*	200	51014.060.035	M8X55*	200	51014.080.055
M5X10*	200	51014.050.010	M6X40*	200	51014.060.040	M8X60*	200	51014.080.060
M5X12*	200	51014.050.012	M6X45*	200	51014.060.045			
M5X16*	200	51014.050.016	M6X50*	200	51014.060.050	M10X16*	100	51014.100.016
M5X20*	200	51014.050.020	M6X55*	200	51014.060.055	M10X20*	100	51014.100.020
M5X25*	200	51014.050.025	M6X60*	200	51014.060.060	M10X25*	100	51014.100.025
M5X30*	200	51014.050.030				M10X30*	100	51014.100.030
M5X40*	200	51014.050.040	M8X12*	200	51014.080.012	M10X35*	100	51014.100.035
M5X50*	200	51014.050.050	M8X16*	200	51014.080.016	M10X40*	100	51014.100.040
			M8X20*	200	51014.080.020	M10X45*	100	51014.100.045
M6X10*	200	51014.060.010	M8X25*	200	51014.080.025	M10X50*	100	51014.100.050
M6X12*	200	51014.060.012	M8X30*	200	51014.080.030	M10X60*	100	51014.100.060
M6X16*	200	51014.060.016	M8X35*	200	51014.080.035	M10X65*	100	51014.100.065
M6X20*	200	51014.060.020	M8X40*	200	51014.080.040			
M6X25*	200	51014.060.025	M8X45*	200	51014.080.045	M12X90*	50	51014.120.090
M6X30*	200	51014.060.030	M8X50*	200	51014.080.050			

- Speciální vlastnosti šestihranných šroubů s ozubeným nákružkem:
- Nákružek umožňuje rozložení vzniklých sil na větší ploše, což vede ke snížení povrchového tlaku.
- Velké (zvětšené) otvory a/nebo obráběcí otvory lze zakrýt nákružkem
- Podložka není nutná.
- Ozubený okraj nákružku se vyznačuje vynikajícími samojistnými vlastnostmi.

Šestihranný šroub s nákružkem MF

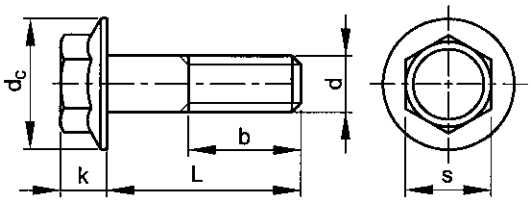

DIN	**6921**
ISO	≈4162
EN	≈1665
ASME	≈B18.2.3.4M

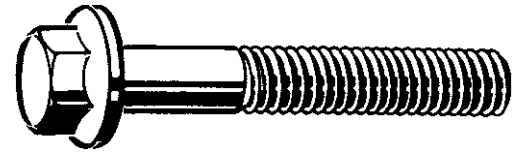

Technické údaje

d	b (min.)	d_c (max.)	k (max.)	s
M8	22	18	8.1	13
M10	26	22.3	9.2	15
M12	30	26.6	11.5	16
M14	34	30.5	12.8	18
M16	38	35	14.4	21

- Speciální vlastnosti šestihranných šroubů s nákružkem:
- Nákružek umožňuje rozložení vzniklých sil na větší ploše, což vede ke snížení povrchového tlaku.
- Velké (zvětšené) otvory a/nebo obráběcí otvory lze zakrýt nákružkem.
- Podložka není nutná.

04135 Šestihranný šroub s nákružkem MF **A92A**

Závit	Metrický jemný závit
Materiál	Ocel
Třída	10.9

d x P x L	✉	Kód výrobku	d x P x L	✉	Kód výrobku	d x P x L	✉	Kód výrobku
M8X1,00X25	200	04135.080.025				M14X1,50X50	50	04135.140.050
M8X1,00X30	200	04135.080.030	M12X1,50X25	100	04135.120.025	M14X1,50X60	50	04135.140.060
			M12X1,50X30	100	04135.120.030			
M10X1,25X20	200	04135.100.020	M12X1,50X40	100	04135.120.040	M16X1,50X35	50	04135.160.035
M10X1,25X30	200	04135.100.030	M12X1,50X45	100	04135.120.045	M16X1,50X40	50	04135.160.040
M10X1,25X40	100	04135.100.040	M12X1,50X50	100	04135.120.050	M16X1,50X45	50	04135.160.045
M10X1,25X50	100	04135.100.050				M16X1,50X50	50	04135.160.050
M10X1,25X60	100	04135.100.060	M14X1,50X35	50	04135.140.035	M16X1,50X60	50	04135.160.060
M10X1,25X70	100	04135.100.070	M14X1,50X40	50	04135.140.040			

- UPOZORNĚNÍ: Elektrolytické pokovení těchto produktů může způsobit vodíkovou křehkost.

1

Šestihranný lícovaný šroub s dlouhým závitem

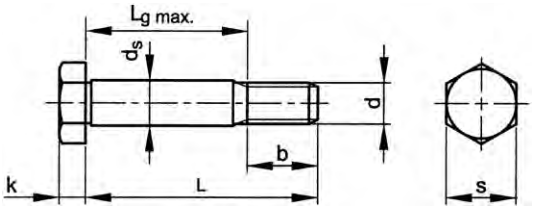

DIN 609

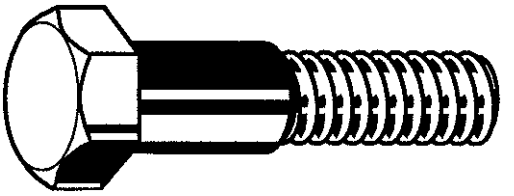

Technické údaje

d	b:L≤50mm	b:50mm<L≤150mm	d_s (k6)	k	P	s	Tolerance vrtáku ø
M10	17.5	19.5	11	6.4	1.5	16	H7
M12	20.5	22.5	13	7.5	1.75	18	H7
M16	25	27	17	10	2	24	H7
M18	27.5	29.5	19	11.5	2.5	27	H7
M20	28.5	30.5	21	12.5	2.5	30	H7
M24	-	36.5	25	15	3	36	H7
M30	-	43	32	19	3.5	46	H7
M36	-	49	38	22	4	55	H7

01040 Šestihranný lícovaný šroub s dlouhým závitem **A90A**

Závit Metrický závit
Materiál Ocel
Třída 8.8

RoHS

d x L	✉	Kód výrobku	d x L	✉	Kód výrobku	d x L	✉	Kód výrobku
M10X30	25	01040.100.030	M16X45	10	01040.160.045	M20X90	5	01040.200.090
M10X35	25	01040.100.035	M16X50	10	01040.160.050	M20X100	5	01040.200.100
M10X40	25	01040.100.040	M16X55	10	01040.160.055	M20X120	5	01040.200.120
M10X45	25	01040.100.045	M16X60	10	01040.160.060			
M10X50	25	01040.100.050	M16X70	10	01040.160.070	M24X55	3	01040.240.055
M10X55	25	01040.100.055	M16X80	10	01040.160.080	M24X60	3	01040.240.060
M10X60	25	01040.100.060	M16X90	10	01040.160.090	M24X70	3	01040.240.070
			M16X100	10	01040.160.100	M24X80	3	01040.240.080
M12X30	25	01040.120.030	M16X105	10	01040.160.105	M24X90	3	01040.240.090
M12X35	25	01040.120.035				M24X100	3	01040.240.100
M12X40	25	01040.120.040	M18X70	10	01040.180.070	M24X120	3	01040.240.120
M12X45	25	01040.120.045						
M12X50	25	01040.120.050	M20X45	5	01040.200.045	M30X100	1	01040.300.100
M12X55	25	01040.120.055	M20X50	5	01040.200.050	M30X120	1	01040.300.120
M12X60	25	01040.120.060	M20X55	5	01040.200.055			
M12X70	25	01040.120.070	M20X60	5	01040.200.060	M36X140	1	01040.360.140
			M20X70	5	01040.200.070	M36X150	1	01040.360.150
M16X40	10	01040.160.040	M20X80	5	01040.200.080			

Šroub s půlkulatou hlavou a čtvercovým krkem

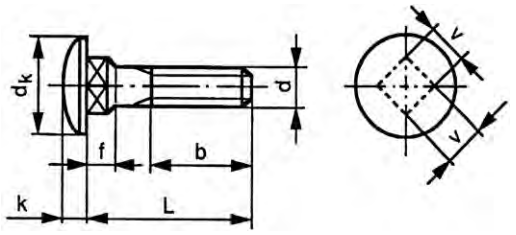

DIN	**603**
ISO	8677
NEN	303
ASME	B18.5.2.3M
BS	4933

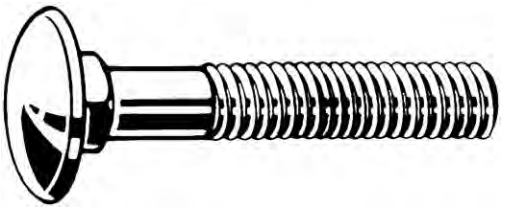

Technické údaje

d	b (min.): L≤125mm	b (min.): 125mm<L≤200mm	b (min.): L>200mm	d_k (max.)	f (max.)	k (max.)	P	v (max.)
M5	16	22	-	13.55	4.1	3.3	0.8	5.48
M6	18	24	-	16.55	4.6	3.88	1	6.48
M8	22	28	41	20.65	5.6	4.88	1.25	8.58
M10	26	32	45	24.65	6.6	5.38	1.5	10.58
M12	30	36	49	30.65	8.75	6.95	1.75	12.7
M16	38	44	57	38.80	12.9	8.95	2	16.7

- Rozměr b je vodítkem, indikuje minimální délku závitu.

Skupiny produktů

Závit	Materiál	Třída	Povrchová úprava	Kód	Strana
M	Oc	8.8		08310	1-71
M	Oc	8.8	Zn	08320	1-71
M	NO A2			51500	1-72
M	NO A4			55500	1-72

08310 Šroub s půlkulatou hlavou a čtvercovým krkem — A90A

Závit Metrický závit
Materiál Ocel
Třída 8.8

d x L	✉	Kód výrobku	d x L	✉	Kód výrobku	d x L	✉	Kód výrobku
M6X16	200	08310.060.016	M8X60	100	08310.080.060			
M6X20	200	08310.060.020	M8X70	100	08310.080.070	M12X25	100	08310.120.025
M6X25	200	08310.060.025	M8X80	100	08310.080.080	M12X30	100	08310.120.030
M6X30	200	08310.060.030				M12X35	100	08310.120.035
M6X35	200	08310.060.035	M10X20	100	08310.100.020	M12X40	50	08310.120.040
M6X40	200	08310.060.040	M10X25	100	08310.100.025	M12X45	50	08310.120.045
M6X45	200	08310.060.045	M10X30	100	08310.100.030	M12X50	50	08310.120.050
M6X50	200	08310.060.050	M10X35	100	08310.100.035	M12X55	50	08310.120.055
			M10X40	100	08310.100.040	M12X60	50	08310.120.060
M8X16	200	08310.080.016	M10X45	100	08310.100.045	M12X65	50	08310.120.065
M8X20	200	08310.080.020	M10X50	100	08310.100.050	M12X70	50	08310.120.070
M8X25	200	08310.080.025	M10X55	100	08310.100.055	M12X80	50	08310.120.080
M8X30	200	08310.080.030	M10X60	100	08310.100.060	M12X90	50	08310.120.090
M8X35	200	08310.080.035	M10X70	100	08310.100.070	M12X100	50	08310.120.100
M8X40	200	08310.080.040	M10X80	50	08310.100.080			
M8X45	200	08310.080.045	M10X90	50	08310.100.090	M16X90	25	08310.160.090
M8X50	200	08310.080.050	M10X100	50	08310.100.100	M16X120	25	08310.160.120
M8X55	100	08310.080.055						

08320 Šroub s půlkulatou hlavou a čtvercovým krkem — A90A

Závit Metrický závit
Materiál Ocel
Třída 8.8
Povrchová úprava Pozinkované

d x L	✉	Kód výrobku	d x L	✉	Kód výrobku	d x L	✉	Kód výrobku
M6X16	200	08320.060.016	M8X25	200	08320.080.025			
M6X20	200	08320.060.020	M8X30	200	08320.080.030	M10X20	100	08320.100.020
M6X30	200	08320.060.030	M8X35	200	08320.080.035	M10X25	100	08320.100.025
M6X40	200	08320.060.040	M8X40	200	08320.080.040	M10X30	100	08320.100.030
M6X50	200	08320.060.050	M8X45	200	08320.080.045	M10X35	100	08320.100.035
			M8X50	200	08320.080.050	M10X40	100	08320.100.040
M8X16	200	08320.080.016	M8X55	100	08320.080.055	M10X50	100	08320.100.050
M8X20	200	08320.080.020	M8X60	100	08320.080.060	M10X60	100	08320.100.060

08320 Šroub s půlkulatou hlavou a čtvercovým krkem

d x L	✉	Kód výrobku	d x L	✉	Kód výrobku	d x L	✉	Kód výrobku
M10X70	100	08320.100.070	M12X30	100	08320.120.030	M12X60	50	08320.120.060
M10X80	50	08320.100.080	M12X35	100	08320.120.035	M12X70	50	08320.120.070
M10X90	50	08320.100.090	M12X40	50	08320.120.040	M12X80	50	08320.120.080
M10X100	50	08320.100.100	M12X45	50	08320.120.045	M12X90	50	08320.120.090
			M12X50	50	08320.120.050	M12X100	50	08320.120.100

51500 Šroub s půlkulatou hlavou a čtvercovým krkem R03A

Závit Metrický závit
Materiál Nerezocel A2

d x L	✉	Kód výrobku	d x L	✉	Kód výrobku	d x L	✉	Kód výrobku
M5X12*	500	51500.050.012	M8X100	25	51500.080.100	M12X55*	50	51500.120.055
M5X16	50	51500.050.016	M8X110	25	51500.080.110	M12X60	10	51500.120.060
M5X18*	200	51500.050.018	M8X120	50	51500.080.120	M12X70	10	51500.120.070
M5X20	50	51500.050.020	M8X130	25	51500.080.130	M12X80	10	51500.120.080
M5X25	50	51500.050.025	M8X140	25	51500.080.140	M12X90	10	51500.120.090
M5X30	50	51500.050.030	M8X150	25	51500.080.150	M12X100	10	51500.120.100
M5X35	50	51500.050.035	M8X160*	50	51500.080.160	M12X110	10	51500.120.110
M5X40	50	51500.050.040	M8X170*	50	51500.080.170	M12X120	10	51500.120.120
M5X45	50	51500.050.045	M8X180*	50	51500.080.180	M12X130	10	51500.120.130
M5X50	50	51500.050.050	M8X190*	50	51500.080.190	M12X140	10	51500.120.140
M5X60	50	51500.050.060	M8X200*	50	51500.080.200	M12X160*	50	51500.120.160
						M12X180*	50	51500.120.180
M6X16	50	51500.060.016	M10X16*	100	51500.100.016	M12X200*	50	51500.120.200
M6X20	50	51500.060.020	M10X20	25	51500.100.020	M12X220*	50	51500.120.220
M6X25	50	51500.060.025	M10X25	25	51500.100.025	M12X240*	50	51500.120.240
M6X30	50	51500.060.030	M10X30	25	51500.100.030	M12X260*	50	51500.120.260
M6X35	50	51500.060.035	M10X35	25	51500.100.035	M12X280*	50	51500.120.280
M6X40	50	51500.060.040	M10X40	25	51500.100.040	M12X300*	50	51500.120.300
M6X45	50	51500.060.045	M10X45	25	51500.100.045			
M6X50	50	51500.060.050	M10X50	25	51500.100.050	M16X30*	25	51500.160.030
M6X55	50	51500.060.055	M10X55	25	51500.100.055	M16X35*	25	51500.160.035
M6X60	50	51500.060.060	M10X60	10	51500.100.060	M16X40*	25	51500.160.040
M6X70	50	51500.060.070	M10X70	10	51500.100.070	M16X45	10	51500.160.045
M6X80	50	51500.060.080	M10X80	10	51500.100.080	M16X50*	25	51500.160.050
M6X90	50	51500.060.090	M10X90	10	51500.100.090	M16X55*	25	51500.160.055
M6X100	50	51500.060.100	M10X100	10	51500.100.100	M16X60	10	51500.160.060
M6X110	50	51500.060.110	M10X110	10	51500.100.110	M16X65	10	51500.160.065
M6X120	50	51500.060.120	M10X120	10	51500.100.120	M16X70*	25	51500.160.070
			M10X130	10	51500.100.130	M16X75*	25	51500.160.075
M8X12*	100	51500.080.012	M10X140	10	51500.100.140	M16X80*	25	51500.160.080
M8X16	50	51500.080.016	M10X150	10	51500.100.150	M16X90*	25	51500.160.090
M8X18*	100	51500.080.018	M10X160	50	51500.100.160	M16X100*	25	51500.160.100
M8X20	50	51500.080.020	M10X180	50	51500.100.180	M16X110*	25	51500.160.110
M8X25	50	51500.080.025	M10X200*	50	51500.100.200	M16X120*	25	51500.160.120
M8X30	50	51500.080.030	M10X220*	50	51500.100.220	M16X130*	25	51500.160.130
M8X35	50	51500.080.035	M10X240*	50	51500.100.240	M16X140*	25	51500.160.140
M8X40	25	51500.080.040	M10X260*	50	51500.100.260	M16X150*	25	51500.160.150
M8X45	25	51500.080.045	M10X280*	50	51500.100.280	M16X160*	25	51500.160.160
M8X50	25	51500.080.050	M10X300*	50	51500.100.300	M16X180*	25	51500.160.180
M8X55	25	51500.080.055				M16X200*	25	51500.160.200
M8X60	25	51500.080.060	M12X25	10	51500.120.025	M16X220*	25	51500.160.220
M8X65	100	51500.080.065	M12X30	10	51500.120.030	M16X240*	25	51500.160.240
M8X70	25	51500.080.070	M12X35	10	51500.120.035	M16X260*	25	51500.160.260
M8X75*	50	51500.080.075	M12X40	10	51500.120.040	M16X280*	25	51500.160.280
M8X80	25	51500.080.080	M12X50	10	51500.120.050	M16X300*	25	51500.160.300
M8X90	25	51500.080.090						

55500 Šroub s půlkulatou hlavou a čtvercovým krkem R43A

Závit Metrický závit
Materiál Nerezocel A4

d x L	✉	Kód výrobku	d x L	✉	Kód výrobku	d x L	✉	Kód výrobku
M5X16	50	55500.050.016	M5X60	50	55500.050.060	M6X30	50	55500.060.030
M5X20	50	55500.050.020	M5X70	50	55500.050.070	M6X35	50	55500.060.035
M5X25*	200	55500.050.025				M6X40	50	55500.060.040
M5X30	50	55500.050.030	M6X12*	200	55500.060.012	M6X45	50	55500.060.045
M5X35	50	55500.050.035	M6X16	50	55500.060.016	M6X50	50	55500.060.050
M5X40	50	55500.050.040	M6X20	50	55500.060.020	M6X60	50	55500.060.060
M5X50	50	55500.050.050	M6X25	50	55500.060.025	M6X65	50	55500.060.065

55500 **Šroub s půlkulatou hlavou a čtvercovým krkem** ←

d x L	✉	Kód výrobku	d x L	✉	Kód výrobku	d x L	✉	Kód výrobku
M6X70	50	55500.060.070	M10X20	25	55500.100.020	M12X100	10	55500.120.100
M6X80	50	55500.060.080	M10X30	25	55500.100.030	M12X110	10	55500.120.110
M6X90	50	55500.060.090	M10X40	25	55500.100.040	M12X120	10	55500.120.120
M6X100	50	55500.060.100	M10X50	25	55500.100.050	M12X130	10	55500.120.130
M6X110	25	55500.060.110	M10X60	10	55500.100.060	M12X140	10	55500.120.140
M6X120	25	55500.060.120	M10X70	10	55500.100.070	M12X150	10	55500.120.150
			M10X80	10	55500.100.080	M12X160*	50	55500.120.160
M8X10*	50	55500.080.010	M10X100	10	55500.100.100	M12X180*	50	55500.120.180
M8X16	50	55500.080.016	M10X110	10	55500.100.110			
M8X20	50	55500.080.020	M10X120	10	55500.100.120	M16X40	10	55500.160.040
M8X25	50	55500.080.025	M10X130	10	55500.100.130	M16X50	10	55500.160.050
M8X30	50	55500.080.030	M10X140	10	55500.100.140	M16X55*	25	55500.160.055
M8X35	50	55500.080.035	M10X150	10	55500.100.150	M16X60	10	55500.160.060
M8X40	25	55500.080.040	M10X160*	50	55500.100.160	M16X65*	25	55500.160.065
M8X50	25	55500.080.050	M10X200*	50	55500.100.200	M16X70	10	55500.160.070
M8X60	25	55500.080.060				M16X75*	25	55500.160.075
M8X70	25	55500.080.070	M12X25*	50	55500.120.025	M16X80	5	55500.160.080
M8X80	25	55500.080.080	M12X30	10	55500.120.030	M16X90	5	55500.160.090
M8X90	25	55500.080.090	M12X35	10	55500.120.035	M16X100	5	55500.160.100
M8X100	25	55500.080.100	M12X40	10	55500.120.040	M16X110*	25	55500.160.110
M8X110	10	55500.080.110	M12X45	10	55500.120.045	M16X120	5	55500.160.120
M8X120	10	55500.080.120	M12X50	10	55500.120.050	M16X130	5	55500.160.130
M8X130	10	55500.080.130	M12X60	10	55500.120.060	M16X140	5	55500.160.140
M8X140	10	55500.080.140	M12X70	10	55500.120.070	M16X150	5	55500.160.150
M8X150	10	55500.080.150	M12X80	10	55500.120.080			
			M12X90	10	55500.120.090			

Šroub s půlkulatou hlavou, čtvercovým krkem a závitem k hlavě

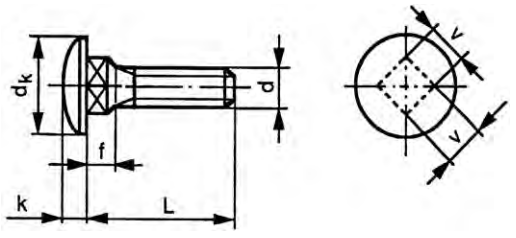

DIN **≈603**
ISO ≈8677

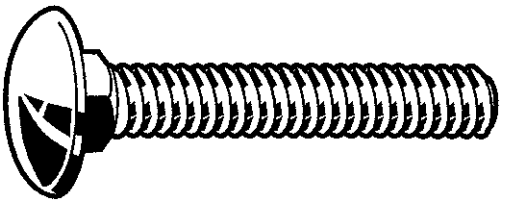

Technické údaje

d	b (min.): L≤125mm	b (min.): 125mm<L≤200mm	b (min.): L>200mm	d_k (max.)	f (max.)	k (max.)	P	v (max.)
M5	16	22	-	13.55	4.1	3.3	0.8	5.48
M6	18	24	-	16.55	4.6	3.88	1	6.48
M8	22	28	41	20.65	5.6	4.88	1.25	8.58
M10	26	32	45	24.65	6.6	5.38	1.5	10.58
M12	30	36	49	30.65	8.75	6.95	1.75	12.7

Skupiny produktů

Závit	Materiál	Kód	Strana
M	NO A2	51501	1-73
M	NO A4	55501	1-74

51501 **Šroub s půlkulatou hlavou, čtvercovým krkem a závitem k hlavě** **R09A**

Závit Metrický závit
Materiál Nerezocel A2



d x L	✉	Kód výrobku	d x L	✉	Kód výrobku	d x L	✉	Kód výrobku
M5X35*	200	51501.050.035	M6X25*	200	51501.060.025	M8X75*	50	51501.080.075
M5X45*	200	51501.050.045	M6X55*	100	51501.060.055	M8X90*	50	51501.080.090
M5X55*	200	51501.050.055	M6X65*	100	51501.060.065	M8X120*	50	51501.080.120
M5X65*	200	51501.050.065	M6X75*	100	51501.060.075	M8X130*	50	51501.080.130
M5X70*	200	51501.050.070	M6X110*	100	51501.060.110	M8X140*	50	51501.080.140
M5X75*	200	51501.050.075	M6X120*	100	51501.060.120	M8X150*	50	51501.080.150
M5X80*	200	51501.050.080	M6X130*	100	51501.060.130			
M5X90*	200	51501.050.090	M6X140*	100	51501.060.140	M10X35*	100	51501.100.035
M5X100*	200	51501.050.100	M6X150*	100	51501.060.150	M10X40*	100	51501.100.040
M5X110*	200	51501.050.110				M10X45*	100	51501.100.045
M5X120*	200	51501.050.120	M8X55*	100	51501.080.055	M10X50*	50	51501.100.050
			M8X65*	100	51501.080.065	M10X55*	50	51501.100.055
M6X12*	200	51501.060.012						

51501 Šroub s půlkulatou hlavou, čtvercovým krkem a závitem k hlavě

d x L	✉	Kód výrobku	d x L	✉	Kód výrobku	d x L	✉	Kód výrobku
M10X60*	50	51501.100.060	M10X140*	50	51501.100.140	M12X75*	50	51501.120.075
M10X65*	50	51501.100.065	M10X150*	50	51501.100.150	M12X80*	50	51501.120.080
M10X70*	50	51501.100.070				M12X90*	50	51501.120.090
M10X75*	50	51501.100.075	M12X35*	50	51501.120.035	M12X100*	50	51501.120.100
M10X80*	50	51501.100.080	M12X45*	50	51501.120.045	M12X110*	50	51501.120.110
M10X100*	50	51501.100.100	M12X55*	50	51501.120.055	M12X120*	50	51501.120.120
M10X110*	50	51501.100.110	M12X60*	50	51501.120.060	M12X130*	50	51501.120.130
M10X120*	50	51501.100.120	M12X65*	50	51501.120.065	M12X140*	50	51501.120.140
M10X130*	50	51501.100.130	M12X70*	50	51501.120.070	M12X150*	50	51501.120.150

55501 Šroub s půlkulatou hlavou, čtvercovým krkem a závitem k hlavě R49A

Závit Metrický závit
Materiál Nerezocel A4



d x L	✉	Kód výrobku	d x L	✉	Kód výrobku	d x L	✉	Kód výrobku
M5X45*	200	55501.050.045	M8X55*	100	55501.080.055	M10X65*	50	55501.100.065
M5X80*	200	55501.050.080	M8X65*	100	55501.080.065	M10X75*	50	55501.100.075
			M8X75*	50	55501.080.075	M10X90*	50	55501.100.090
M6X55*	100	55501.060.055						
M6X65*	100	55501.060.065	M10X16*	100	55501.100.016	M12X35*	50	55501.120.035
M6X75*	100	55501.060.075	M10X25*	100	55501.100.025	M12X45*	50	55501.120.045
M6X140*	100	55501.060.140	M10X35*	100	55501.100.035	M12X65*	50	55501.120.065
			M10X45*	100	55501.100.045	M12X75*	50	55501.120.075
M8X45*	100	55501.080.045	M10X55*	50	55501.100.055			

Šroub s půlkulatou hlavou, čtvercovým krkem a šestihrannou maticí

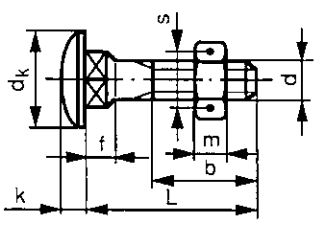

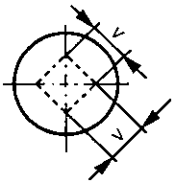

DIN	**603/555 (1987)**
ISO	8677/-
NEN	303/697
ASME	B18.5.2.3M/-
NF	- / E25-402
BS	4933/-

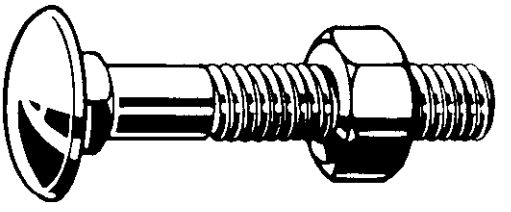

Technické údaje

d	b (min.): L≤125mm	b (min.): 125mm<L≤200mm	b (min.): L>200mm	d_k (max.)	f (max.)	k (max.)	m	P	s	v (max.)
M5	16	22	-	13.55	4.1	3.3	4	0.8	8	5.48
M6	18	24	-	16.55	4.6	3.88	5	1	10	6.48
M8	22	28	41	20.65	5.6	4.88	6.5	1.25	13	8.58
M10	26	32	45	24.65	6.6	5.38	8	1.5	17	10.58
M12	30	36	49	30.65	8.75	6.95	10	1.75	19	12.7
M16	38	44	57	38.8	12.9	8.95	13	2	24	16.7

- Rozměr b je vodítkem, indikuje minimální délku závitu.

Skupiny produktů

Závit	Materiál	Třída	Povrchová úprava	Kód	Strana
M	Oc	≥4.6	Zn	08250	1-74
M	Oc	≥4.6	Žzn	08420	1-75

08250 Šroub s půlkulatou hlavou, čtvercovým krkem a šestihrannou maticí E05A

Závit Metrický závit
Materiál Ocel
Třída ≥4.6
Povrchová úprava Pozinkované

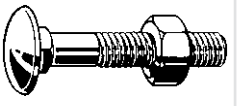

d x L	✉	Kód výrobku	d x L	✉	Kód výrobku	d x L	✉	Kód výrobku
M5X16	500	08250.050.016	M5X40	200	08250.050.040	M5X70	200	08250.050.070
M5X20	500	08250.050.020	M5X45	200	08250.050.045	M5X80	200	08250.050.080
M5X25	500	08250.050.025	M5X50	200	08250.050.050			
M5X30	500	08250.050.030	M5X60	200	08250.050.060	M6X16	200	08250.060.016
M5X35	200	08250.050.035	M5X65	200	08250.050.065	M6X20	200	08250.060.020

08250 Šroub s půlkulatou hlavou, čtvercovým krkem a šestihrannou maticí

d x L	✉	Kód výrobku
M6X25	200	08250.060.025
M6X30	200	08250.060.030
M6X35	200	08250.060.035
M6X40	200	08250.060.040
M6X45	200	08250.060.045
M6X50	200	08250.060.050
M6X55	200	08250.060.055
M6X60	200	08250.060.060
M6X65	200	08250.060.065
M6X70	200	08250.060.070
M6X75	200	08250.060.075
M6X80	200	08250.060.080
M6X90	100	08250.060.090
M6X100	100	08250.060.100
M6X110	100	08250.060.110
M6X120	100	08250.060.120
M6X130	100	08250.060.130
M6X140	100	08250.060.140
M6X150	100	08250.060.150
M8X16	200	08250.080.016
M8X20	200	08250.080.020
M8X25	200	08250.080.025
M8X30	200	08250.080.030
M8X35	200	08250.080.035
M8X40	200	08250.080.040
M8X45	200	08250.080.045
M8X50	200	08250.080.050
M8X55	200	08250.080.055
M8X60	200	08250.080.060
M8X65	200	08250.080.065
M8X70	200	08250.080.070
M8X75	200	08250.080.075
M8X80	200	08250.080.080
M8X90	100	08250.080.090
M8X100	100	08250.080.100
M8X110	100	08250.080.110
M8X120	100	08250.080.120
M8X130	100	08250.080.130
M8X140	50	08250.080.140
M8X150	50	08250.080.150
M8X160	50	08250.080.160
M8X170	50	08250.080.170
M8X180	50	08250.080.180
M8X200	50	08250.080.200

d x L	✉	Kód výrobku
M10X20	200	08250.100.020
M10X25	200	08250.100.025
M10X30	200	08250.100.030
M10X35	100	08250.100.035
M10X40	100	08250.100.040
M10X45	100	08250.100.045
M10X50	100	08250.100.050
M10X55	100	08250.100.055
M10X60	100	08250.100.060
M10X65	100	08250.100.065
M10X70	100	08250.100.070
M10X75	100	08250.100.075
M10X80	100	08250.100.080
M10X90	100	08250.100.090
M10X100	100	08250.100.100
M10X110	50	08250.100.110
M10X120	50	08250.100.120
M10X130	50	08250.100.130
M10X140	50	08250.100.140
M10X150	50	08250.100.150
M10X160	50	08250.100.160
M10X170	50	08250.100.170
M10X180	50	08250.100.180
M10X190	50	08250.100.190
M10X200	50	08250.100.200
M10X220	25	08250.100.220
M10X240	25	08250.100.240
M10X260	25	08250.100.260
M10X280	25	08250.100.280
M10X300	25	08250.100.300
M12X30	100	08250.120.030
M12X35	100	08250.120.035
M12X40	100	08250.120.040
M12X45	100	08250.120.045
M12X50	100	08250.120.050
M12X55	100	08250.120.055
M12X60	100	08250.120.060
M12X65	50	08250.120.065
M12X70	50	08250.120.070
M12X75	50	08250.120.075
M12X80	50	08250.120.080
M12X90	50	08250.120.090
M12X100	50	08250.120.100
M12X110	50	08250.120.110
M12X120	50	08250.120.120

d x L	✉	Kód výrobku
M12X130	50	08250.120.130
M12X140	50	08250.120.140
M12X150	50	08250.120.150
M12X160	25	08250.120.160
M12X170	25	08250.120.170
M12X180	25	08250.120.180
M12X190	25	08250.120.190
M12X200	25	08250.120.200
M12X220	25	08250.120.220
M12X240	25	08250.120.240
M12X250	25	08250.120.250
M12X260	25	08250.120.260
M12X280	25	08250.120.280
M12X300	25	08250.120.300
M12X320	10	08250.120.320
M12X340	10	08250.120.340
M12X360	10	08250.120.360
M12X380	10	08250.120.380
M12X400	10	08250.120.400
M16X50	50	08250.160.050
M16X60	50	08250.160.060
M16X70	25	08250.160.070
M16X80	25	08250.160.080
M16X90	25	08250.160.090
M16X100	25	08250.160.100
M16X110	25	08250.160.110
M16X120	25	08250.160.120
M16X130	25	08250.160.130
M16X140	25	08250.160.140
M16X160	25	08250.160.160
M16X170	25	08250.160.170
M16X180	25	08250.160.180
M16X200	10	08250.160.200
M16X220	10	08250.160.220
M16X240	10	08250.160.240
M16X260	10	08250.160.260
M16X280	10	08250.160.280
M16X300	10	08250.160.300
M16X320	10	08250.160.320
M16X340	10	08250.160.340
M16X360	10	08250.160.360
M16X380	10	08250.160.380
M16X400	10	08250.160.400

08420 Šroub s půlkulatou hlavou, čtvercovým krkem a šestihrannou maticí, zvětšený závit

A08A

Závit Metrický závit
Materiál Ocel
Třída ≥4.6
Povrchová úprava Žárový zinek

RoHS

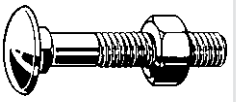

d x L	✉	Kód výrobku
M8X50	200	08420.080.050
M8X60	200	08420.080.060
M8X70	200	08420.080.070
M8X80	100	08420.080.080
M8X90	100	08420.080.090
M8X100	100	08420.080.100
M8X110	100	08420.080.110
M8X120	100	08420.080.120
M8X130	100	08420.080.130
M8X140	50	08420.080.140
M8X160	50	08420.080.160
M8X180	50	08420.080.180
M10X50	100	08420.100.050
M10X60	100	08420.100.060
M10X70	100	08420.100.070
M10X80	100	08420.100.080
M10X90	100	08420.100.090
M10X100	100	08420.100.100
M10X110	50	08420.100.110
M10X120	50	08420.100.120
M10X130	50	08420.100.130
M10X140	50	08420.100.140
M10X150	50	08420.100.150

d x L	✉	Kód výrobku
M10X160	50	08420.100.160
M10X170	50	08420.100.170
M10X180	50	08420.100.180
M10X200	50	08420.100.200
M10X220	25	08420.100.220
M10X240	25	08420.100.240
M10X280	25	08420.100.280
M10X300	25	08420.100.300
M12X60	50	08420.120.060
M12X70	50	08420.120.070
M12X80	50	08420.120.080
M12X90	50	08420.120.090
M12X100	50	08420.120.100
M12X110	50	08420.120.110
M12X120	50	08420.120.120
M12X130	50	08420.120.130
M12X140	50	08420.120.140
M12X150	50	08420.120.150
M12X160	25	08420.120.160
M12X170	25	08420.120.170
M12X180	25	08420.120.180
M12X200	25	08420.120.200

d x L	✉	Kód výrobku
M12X220	25	08420.120.220
M12X240	25	08420.120.240
M12X260	25	08420.120.260
M12X280	25	08420.120.280
M12X300	25	08420.120.300
M12X320	10	08420.120.320
M12X340	10	08420.120.340
M12X360	10	08420.120.360
M12X400	10	08420.120.400
M16X90	25	08420.160.090
M16X100	25	08420.160.100
M16X120	25	08420.160.120
M16X130	25	08420.160.130
M16X140	25	08420.160.140
M16X150	25	08420.160.150
M16X160	25	08420.160.160
M16X180	25	08420.160.180
M16X200	10	08420.160.200
M16X220	10	08420.160.220
M16X240	10	08420.160.240
M16X260	10	08420.160.260
M16X280	10	08420.160.280

08420 **Šroub s půlkulatou hlavou, čtvercovým krkem a šestihrannou maticí, zvětšený závit** ←

- U žárově zinkovaných šroubů se ZVĚTŠENÝM závitem je zinková vrstva aplikována NA závit normálních rozměrů, takže PO zinkování již závit těchto šroubů neodpovídá ISO-metrickému lícování, nýbrž je tlustší, proto je nazýván ZVĚTŠENÝ.
- Odpovídající ZVĚTŠENÉ matice jsou vyrobeny s rozměry PO zinkování o cca 0,3 mm většími, čímž dokonale lícují s těmito šrouby.

Šroub s půlkulatou hlavou UNC

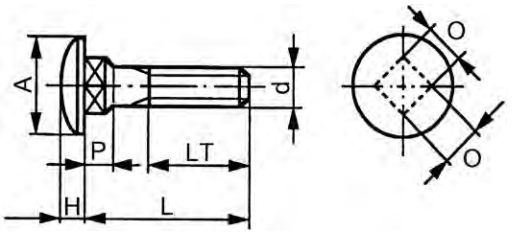

ASME **B18.5.2.3M**
B18.5.2.3

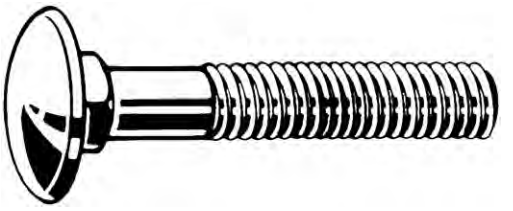

Technické údaje

d	A (max.)	H (max.)	L_T (min.): L≤6 Inch	L_T (min.): L>6 Inch	O (max.)	P (max.)	Závitů na palec
1/4	0.594	0.145	0.750	1.000	0.260	0.156	20
5/16	0.719	0.176	0.875	1.125	0.324	0.187	18
3/8	0.844	0.208	1.000	1.250	0.388	0.219	16
7/16	0.969	0.239	1.125	1.375	0.452	0.250	14
1/2	1 094	0.270	1.250	1.500	0.515	0.281	13
5/8	1 344	0.344	1.500	1.750	0.642	0.344	11
3/4	1 594	0.406	1.750	2.000	0.768	0.406	10

Skupiny produktů

Závit	Materiál	Třída	Povrchová úprava	Kód	Strana
UNC	Oc	Grade 2		U08300	1-76
UNC	Oc	Grade 2	Zn	U08305	1-77
UNC	Oc	Grade 2	Žzn	U08307	1-77
UNC	Oc	Grade 5	Zn	U08320	1-77
UNC	NO A2 (AISI304/18-8)			U51500	1-78

U08300 **Šroub s půlkulatou hlavou UNC** **X09A**

Závit Unified National Coarse
Materiál Ocel
Třída Grade 2

RoHS

d x L	✉	Kód výrobku
1/4-20X1/2*	100	U08300.025.0050
1/4-20X3/4*	100	U08300.025.0075
1/4-20X1 Inch*	100	U08300.025.0100
1/4-20X1.1/4*	100	U08300.025.0125
1/4-20X1.1/2*	100	U08300.025.0150
1/4-20X2 Inch*	100	U08300.025.0200
1/4-20X2.1/2*	100	U08300.025.0250
1/4-20X3 Inch*	50	U08300.025.0300
1/4-20X3.1/2*	50	U08300.025.0350
1/4-20X4 Inch*	50	U08300.025.0400
1/4-20X4.1/2*	50	U08300.025.0450
1/4-20X5 Inch*	50	U08300.025.0500
5/16-18X1 Inch*	100	U08300.031.0100
5/16-18X1.1/4*	100	U08300.031.0125
5/16-18X1.1/2*	100	U08300.031.0150
5/16-18X2 Inch*	100	U08300.031.0200
5/16-18X2.1/2*	100	U08300.031.0250
5/16-18X3 Inch*	50	U08300.031.0300
5/16-18X3.1/2*	50	U08300.031.0350
5/16-18X4 Inch*	50	U08300.031.0400
5/16-18X4.1/2*	50	U08300.031.0450
5/16-18X5 Inch*	50	U08300.031.0500
5/16-18X5.1/2*	50	U08300.031.0550

d x L	✉	Kód výrobku
5/16-18X6 Inch*	50	U08300.031.0600
3/8-16X1 Inch*	100	U08300.037.0100
3/8-16X1.1/2*	100	U08300.037.0150
3/8-16X2 Inch*	50	U08300.037.0200
3/8-16X2.1/2*	50	U08300.037.0250
3/8-16X3 Inch*	25	U08300.037.0300
3/8-16X3.1/2*	25	U08300.037.0350
3/8-16X4 Inch*	25	U08300.037.0400
3/8-16X4.1/2*	10	U08300.037.0450
3/8-16X5 Inch*	10	U08300.037.0500
3/8-16X6 Inch*	10	U08300.037.0600
3/8-16X6.1/2*	10	U08300.037.0650
3/8-16X7 Inch*	10	U08300.037.0700
7/16-14X1.1/4*	50	U08300.043.0125
7/16-14X1.1/2*	50	U08300.043.0150
7/16-14X2 Inch*	50	U08300.043.0200
7/16-14X2.1/2*	25	U08300.043.0250
1/2-13X1.1/4*	50	U08300.050.0125
1/2-13X1.1/2*	50	U08300.050.0150
1/2-13X1.3/4*	25	U08300.050.0175
1/2-13X2 Inch*	25	U08300.050.0200

d x L	✉	Kód výrobku
1/2-13X2.1/2*	25	U08300.050.0250
1/2-13X3 Inch*	25	U08300.050.0300
1/2-13X3.1/2*	25	U08300.050.0350
1/2-13X4 Inch*	10	U08300.050.0400
1/2-13X5 Inch*	10	U08300.050.0500
1/2-13X6 Inch*	10	U08300.050.0600
5/8-11X2 Inch*	10	U08300.062.0200
5/8-11X2.1/4*	10	U08300.062.0225
5/8-11X2.1/2*	10	U08300.062.0250
5/8-11X3 Inch*	10	U08300.062.0300
5/8-11X3.1/2*	10	U08300.062.0350
5/8-11X4 Inch*	10	U08300.062.0400
5/8-11X5 Inch*	10	U08300.062.0500
5/8-11X6 Inch*	10	U08300.062.0600
3/4-10X2 Inch*	10	U08300.075.0200
3/4-10X3 Inch*	10	U08300.075.0300
3/4-10X4 Inch*	10	U08300.075.0400
3/4-10X5 Inch*	10	U08300.075.0500
3/4-10X6 Inch*	10	U08300.075.0600
3/4-10X7 Inch*	5	U08300.075.0700
3/4-10X8 Inch*	5	U08300.075.0800

U08305 Šroub s půlkulatou hlavou UNC X09A

Závit	Unified National Coarse
Materiál	Ocel
Třída	Grade 2
Povrchová úprava	Pozinkované

d x L	✉	Kód výrobku	d x L	✉	Kód výrobku	d x L	✉	Kód výrobku
1/4-20X1/2*	100	U08305.025.0050	5/16-18X5.1/2*	50	U08305.031.0550	1/2-13X1.3/4*	25	U08305.050.0175
1/4-20X5/8*	100	U08305.025.0062	5/16-18X6 Inch*	50	U08305.031.0600	1/2-13X2 Inch*	25	U08305.050.0200
1/4-20X3/4*	100	U08305.025.0075				1/2-13X2.1/4*	25	U08305.050.0225
1/4-20X1 Inch*	100	U08305.025.0100	3/8-16X3/4*	100	U08305.037.0075	1/2-13X2.1/2*	25	U08305.050.0250
1/4-20X1.1/4*	100	U08305.025.0125	3/8-16X1 Inch*	100	U08305.037.0100	1/2-13X2.3/4*	25	U08305.050.0275
1/4-20X1.1/2*	100	U08305.025.0150	3/8-16X1.1/4*	100	U08305.037.0125	1/2-13X3 Inch*	25	U08305.050.0300
1/4-20X1.3/4*	100	U08305.025.0175	3/8-16X1.1/2*	100	U08305.037.0150	1/2-13X3.1/2*	25	U08305.050.0350
1/4-20X2 Inch*	100	U08305.025.0200	3/8-16X1.3/4*	100	U08305.037.0175	1/2-13X4 Inch*	10	U08305.050.0400
1/4-20X2.1/4*	100	U08305.025.0225	3/8-16X2 Inch*	50	U08305.037.0200	1/2-13X5 Inch*	10	U08305.050.0500
1/4-20X2.1/2*	100	U08305.025.0250	3/8-16X2.1/4*	50	U08305.037.0225	1/2-13X6 Inch*	10	U08305.050.0600
1/4-20X2.3/4*	100	U08305.025.0275	3/8-16X2.1/2*	50	U08305.037.0250	1/2-13X8 Inch*	10	U08305.050.0800
1/4-20X3 Inch*	50	U08305.025.0300	3/8-16X2.3/4*	50	U08305.037.0275	1/2-13X9 Inch*	10	U08305.050.0900
1/4-20X3.1/2*	50	U08305.025.0350	3/8-16X3 Inch*	25	U08305.037.0300	1/2-13X10 Inch*	10	U08305.050.1000
1/4-20X4 Inch*	50	U08305.025.0400	3/8-16X3.1/2*	25	U08305.037.0350			
1/4-20X4.1/2*	50	U08305.025.0450	3/8-16X4 Inch*	25	U08305.037.0400	5/8-11X1.1/2*	10	U08305.062.0150
1/4-20X5 Inch*	50	U08305.025.0500	3/8-16X4.1/2*	10	U08305.037.0450	5/8-11X2 Inch*	10	U08305.062.0200
			3/8-16X5 Inch*	10	U08305.037.0500	5/8-11X2.1/2*	10	U08305.062.0250
5/16-18X3/4*	100	U08305.031.0075	3/8-16X5.1/2*	10	U08305.037.0550	5/8-11X3 Inch*	10	U08305.062.0300
5/16-18X1 Inch*	100	U08305.031.0100	3/8-16X6 Inch*	10	U08305.037.0600	5/8-11X3.1/2*	10	U08305.062.0350
5/16-18X1.1/4*	100	U08305.031.0125	3/8-16X7 Inch*	10	U08305.037.0700	5/8-11X4 Inch*	10	U08305.062.0400
5/16-18X1.1/2*	100	U08305.031.0150	3/8-16X8 Inch*	10	U08305.037.0800	5/8-11X4.1/2*	10	U08305.062.0450
5/16-18X1.3/4*	100	U08305.031.0175				5/8-11X5 Inch*	10	U08305.062.0500
5/16-18X2 Inch*	100	U08305.031.0200	7/16-14X1 Inch*	50	U08305.043.0100	5/8-11X6 Inch*	10	U08305.062.0600
5/16-18X2.1/4*	100	U08305.031.0225	7/16-14X2 Inch*	50	U08305.043.0200			
5/16-18X2.1/2*	100	U08305.031.0250	7/16-14X3 Inch*	25	U08305.043.0300	3/4-10X2 Inch*	10	U08305.075.0200
5/16-18X2.3/4*	50	U08305.031.0275	7/16-14X4 Inch*	10	U08305.043.0400	3/4-10X3 Inch*	10	U08305.075.0300
5/16-18X3 Inch*	50	U08305.031.0300	7/16-14X4.1/2*	10	U08305.043.0450	3/4-10X4 Inch*	10	U08305.075.0400
5/16-18X3.1/2*	50	U08305.031.0350				3/4-10X5 Inch*	10	U08305.075.0500
5/16-18X4 Inch*	50	U08305.031.0400	1/2-13X1 Inch*	50	U08305.050.0100	3/4-10X6 Inch*	10	U08305.075.0600
5/16-18X4.1/2*	50	U08305.031.0450	1/2-13X1.1/4*	50	U08305.050.0125	3/4-10X7 Inch*	5	U08305.075.0700
5/16-18X5 Inch*	50	U08305.031.0500	1/2-13X1.1/2*	50	U08305.050.0150	3/4-10X8 Inch*	5	U08305.075.0800

U08307 Šroub s půlkulatou hlavou UNC X09A

Závit	Unified National Coarse
Materiál	Ocel
Třída	Grade 2
Povrchová úprava	Žárový zinek

d x L	✉	Kód výrobku	d x L	✉	Kód výrobku	d x L	✉	Kód výrobku
1/4-20X1 Inch*	100	U08307.025.0100	5/16-18X3 Inch*	50	U08307.031.0300			
1/4-20X1.1/4*	100	U08307.025.0125	5/16-18X3.1/2*	50	U08307.031.0350	1/2-13X1.1/2*	50	U08307.050.0150
1/4-20X1.1/2*	100	U08307.025.0150	5/16-18X4 Inch*	50	U08307.031.0400	1/2-13X2 Inch*	25	U08307.050.0200
1/4-20X2 Inch*	100	U08307.025.0200	5/16-18X5 Inch*	50	U08307.031.0500	1/2-13X2.1/2*	25	U08307.050.0250
1/4-20X2.1/2*	100	U08307.025.0250				1/2-13X3 Inch*	25	U08307.050.0300
1/4-20X3 Inch*	50	U08307.025.0300	3/8-16X1 Inch*	100	U08307.037.0100	1/2-13X3.1/2*	25	U08307.050.0350
1/4-20X3.1/2*	50	U08307.025.0350	3/8-16X1.1/4*	100	U08307.037.0125	1/2-13X4 Inch*	10	U08307.050.0400
1/4-20X4 Inch*	50	U08307.025.0400	3/8-16X1.1/2*	100	U08307.037.0150	1/2-13X5 Inch*	10	U08307.050.0500
1/4-20X5 Inch*	50	U08307.025.0500	3/8-16X2 Inch*	50	U08307.037.0200	1/2-13X6 Inch*	10	U08307.050.0600
			3/8-16X2.1/2*	50	U08307.037.0250			
5/16-18X1 Inch*	100	U08307.031.0100	3/8-16X3 Inch*	25	U08307.037.0300	5/8-11X2 Inch*	10	U08307.062.0200
5/16-18X1.1/4*	100	U08307.031.0125	3/8-16X3.1/2*	25	U08307.037.0350	5/8-11X2.1/2*	10	U08307.062.0250
5/16-18X1.1/2*	100	U08307.031.0150	3/8-16X4 Inch*	25	U08307.037.0400	5/8-11X3 Inch*	10	U08307.062.0300
5/16-18X2 Inch*	100	U08307.031.0200	3/8-16X5 Inch*	10	U08307.037.0500	5/8-11X4 Inch*	10	U08307.062.0400
5/16-18X2.1/2*	100	U08307.031.0250	3/8-16X6 Inch*	10	U08307.037.0600	5/8-11X5 Inch*	10	U08307.062.0500

U08320 Šroub s půlkulatou hlavou UNC X09A

Závit	Unified National Coarse
Materiál	Ocel
Třída	Grade 5
Povrchová úprava	Pozinkované

d x L	✉	Kód výrobku	d x L	✉	Kód výrobku	d x L	✉	Kód výrobku
1/4-20X3/4*	100	U08320.025.0075	1/4-20X2.1/2*	100	U08320.025.0250			
1/4-20X1 Inch*	100	U08320.025.0100	1/4-20X3 Inch*	50	U08320.025.0300	5/16-18X3/4*	100	U08320.031.0075
1/4-20X1.1/4*	100	U08320.025.0125	1/4-20X3.1/2*	50	U08320.025.0350	5/16-18X1 Inch*	100	U08320.031.0100
1/4-20X1.1/2*	100	U08320.025.0150	1/4-20X4 Inch*	50	U08320.025.0400	5/16-18X1.1/4*	100	U08320.031.0125
1/4-20X2 Inch*	100	U08320.025.0200	1/4-20X5 Inch*	50	U08320.025.0500	5/16-18X1.1/2*	100	U08320.031.0150

U08320 Šroub s půlkulatou hlavou UNC

d x L	✉	Kód výrobku	d x L	✉	Kód výrobku	d x L	✉	Kód výrobku
5/16-18X2 Inch*	100	U08320.031.0200	3/8-16X3.1/2*	25	U08320.037.0350	1/2-13X6 Inch*	10	U08320.050.0600
5/16-18X2.1/2*	50	U08320.031.0250	3/8-16X4 Inch*	25	U08320.037.0400			
5/16-18X3 Inch*	50	U08320.031.0300	3/8-16X5 Inch*	10	U08320.037.0500	5/8-11X2 Inch*	10	U08320.062.0200
5/16-18X4 Inch*	50	U08320.031.0400	3/8-16X6 Inch*	10	U08320.037.0600	5/8-11X2.1/2*	10	U08320.062.0250
5/16-18X5 Inch*	50	U08320.031.0500				5/8-11X3 Inch*	10	U08320.062.0300
			1/2-13X1 Inch*	50	U08320.050.0100	5/8-11X3.1/2*	10	U08320.062.0350
3/8-16X3/4*	100	U08320.037.0075	1/2-13X1.1/4*	50	U08320.050.0125	5/8-11X4 Inch*	10	U08320.062.0400
3/8-16X1 Inch*	100	U08320.037.0100	1/2-13X1.1/2*	50	U08320.050.0150	5/8-11X5 Inch*	10	U08320.062.0500
3/8-16X1.1/4*	100	U08320.037.0125	1/2-13X1.3/4*	25	U08320.050.0175	5/8-11X6 Inch*	10	U08320.062.0600
3/8-16X1.1/2*	100	U08320.037.0150	1/2-13X2 Inch*	25	U08320.050.0200			
3/8-16X1.3/4*	100	U08320.037.0175	1/2-13X2.1/2*	25	U08320.050.0250	3/4-10X2 Inch*	10	U08320.075.0200
3/8-16X2 Inch*	50	U08320.037.0200	1/2-13X3 Inch*	25	U08320.050.0300	3/4-10X3 Inch*	10	U08320.075.0300
3/8-16X2.1/4*	50	U08320.037.0225	1/2-13X3.1/2*	10	U08320.050.0350	3/4-10X4 Inch*	10	U08320.075.0400
3/8-16X2.1/2*	50	U08320.037.0250	1/2-13X4 Inch*	10	U08320.050.0400	3/4-10X5 Inch*	10	U08320.075.0500
3/8-16X3 Inch*	25	U08320.037.0300	1/2-13X5 Inch*	10	U08320.050.0500			

U51500 Šroub s půlkulatou hlavou UNC

X15A

Závit Unified National Coarse
Materiál Nerezocel A2 (AISI 304/18-8)

RoHS

d x L	✉	Kód výrobku	d x L	✉	Kód výrobku	d x L	✉	Kód výrobku
1/4-20X1/2*	100	U51500.025.0050	5/16-18X1 Inch*	100	U51500.031.0100	3/8-16X3.1/2*	25	U51500.037.0350
1/4-20X5/8*	100	U51500.025.0062	5/16-18X1.1/4*	100	U51500.031.0125	3/8-16X4 Inch*	25	U51500.037.0400
1/4-20X3/4*	100	U51500.025.0075	5/16-18X1.1/2*	100	U51500.031.0150	3/8-16X4.1/2*	10	U51500.037.0450
1/4-20X1 Inch*	100	U51500.025.0100	5/16-18X1.3/4*	100	U51500.031.0175	3/8-16X5 Inch*	10	U51500.037.0500
1/4-20X1.1/4*	100	U51500.025.0125	5/16-18X2 Inch*	100	U51500.031.0200	3/8-16X6 Inch*	10	U51500.037.0600
1/4-20X1.1/2*	100	U51500.025.0150	5/16-18X2.1/4*	100	U51500.031.0225			
1/4-20X1.3/4*	100	U51500.025.0175	5/16-18X2.1/2*	50	U51500.031.0250	1/2-13X1.1/4*	50	U51500.050.0125
1/4-20X2 Inch*	100	U51500.025.0200	5/16-18X3 Inch*	50	U51500.031.0300	1/2-13X1.1/2*	50	U51500.050.0150
1/4-20X2.1/4*	100	U51500.025.0225	5/16-18X3.1/2*	50	U51500.031.0350	1/2-13X1.3/4*	25	U51500.050.0175
1/4-20X2.1/2*	100	U51500.025.0250	5/16-18X4 Inch*	50	U51500.031.0400	1/2-13X2 Inch*	25	U51500.050.0200
1/4-20X2.3/4*	100	U51500.025.0275				1/2-13X2.1/2*	25	U51500.050.0250
1/4-20X3 Inch*	50	U51500.025.0300	3/8-16X1 Inch*	100	U51500.037.0100	1/2-13X3 Inch*	25	U51500.050.0300
1/4-20X3.1/2*	50	U51500.025.0350	3/8-16X1.1/4*	100	U51500.037.0125	1/2-13X3.1/2*	10	U51500.050.0350
1/4-20X4 Inch*	50	U51500.025.0400	3/8-16X1.1/2*	100	U51500.037.0150	1/2-13X4 Inch*	10	U51500.050.0400
1/4-20X5 Inch*	50	U51500.025.0500	3/8-16X2 Inch*	50	U51500.037.0200	1/2-13X5 Inch*	10	U51500.050.0500
			3/8-16X2.1/2*	50	U51500.037.0250	1/2-13X6 Inch*	10	U51500.050.0600
5/16-18X3/4*	100	U51500.031.0075	3/8-16X3 Inch*	25	U51500.037.0300			

Plochý zápustný šroub se čtvercovým hrdlem a krátkou hranou

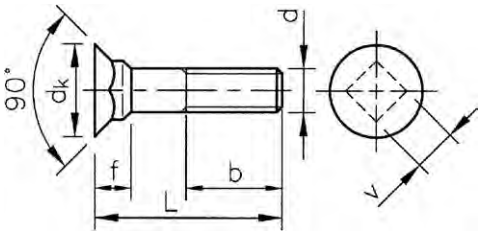

DIN **≈608**
BS ≈4933

Technické údaje

d	b (min.)	d_k (max.)	f (max.)	P	v (max.)
M10	26	19.65	8.45	1.5	10.58
M12	30	24.65	11.05	1.75	12.7

01036 **Plochý zápustný šroub se čtvercovým hrdlem a krátkou hranou** **A90A**

Závit Metrický závit
Materiál Ocel
Třída 8.8

d x L	✉	Kód výrobku	d x L	✉	Kód výrobku	d x L	✉	Kód výrobku
M10X25	100	01036.100.025	M10X50	50	01036.100.050	M12X35	50	01036.120.035
M10X30	100	01036.100.030	M10X60	50	01036.100.060	M12X40	50	01036.120.040
M10X35	100	01036.100.035				M12X50	50	01036.120.050
M10X40	100	01036.100.040	M12X30	50	01036.120.030			

Plochý zápustný šroub s křídly pod hlavou a šestihrannou maticí

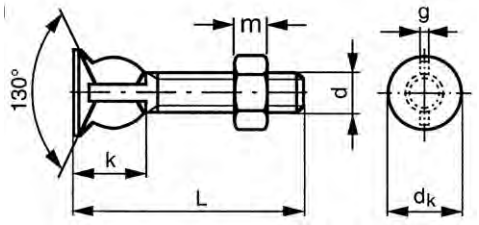

DIN **- / 555 (1987)**
NEN - / 697
NF - / E25-402

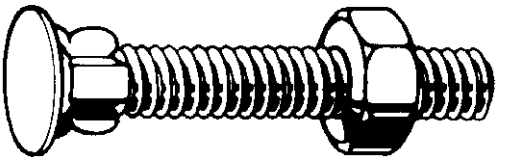

Technické údaje

d	d_k	g	k	m	P	s
M6	11.5	1	8	5	1	10
M8	15	1.2	11.5	6.5	1.25	13

- Odpovídající šestihranné matice jsou třídy vlastností ≥ |4|.

08260 **SEHA Plochý zápustný šroub s křídly pod hlavou a šestihrannou maticí** **E90A**

Závit Metrický závit
Materiál Ocel
Třída ≥4.6
Povrchová úprava Pozinkované

d x L	✉	Kód výrobku	d x L	✉	Kód výrobku	d x L	✉	Kód výrobku
M6X20	200	08260.060.020	M6X35	200	08260.060.035			
M6X25	200	08260.060.025	M6X40	200	08260.060.040	M8X40	100	08260.080.040
M6X30	200	08260.060.030	M6X50	200	08260.060.050	M8X50	100	08260.080.050

1

Šroub s plochou zapuštěnou hlavou s nosem a šestihrannou maticí

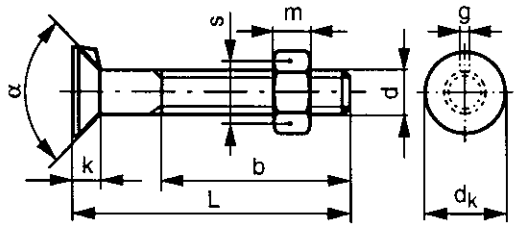

DIN	**604/555 (1987)**
NEN	2355/697
NF	- / E25-402
BS	4933/-

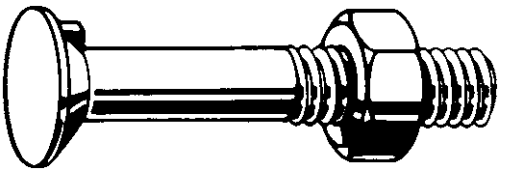

Technické údaje

d	b (min.): L≤125mm	b (min.): 125mm<L≤200mm	b (min.): L>200mm	d_k (max.)	g (max.)	k	m	P	s	α (min.)
M10	26	32	45	19.65	3.2	5.5	8	1.5	17	90º
M12	30	36	49	24.65	3.6	7	10	1.75	19	90º
M16	38	44	57	32.8	4.2	9	13	2	24	90º
M20	46	52	65	32.8	5.4	11.5	16	2.5	30	60º
M24	54	60	73	38.8	6.6	13	19	3	36	60º

- Odpovídající šestihranné matice jsou třídy vlastností ≥ l4l.

08070 **Šroub s plochou zapuštěnou hlavou s nosem a šestihrannou maticí** **E01B**

Závit	Metrický závit
Materiál	Ocel
Třída	≥4.6

RoHS

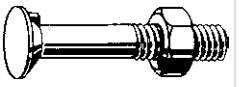

d x L	✉	Kód výrobku	d x L	✉	Kód výrobku	d x L	✉	Kód výrobku
M10X25	100	08070.100.025	M12X50	100	08070.120.050	M16X140	25	08070.160.140
M10X30	100	08070.100.030	M12X60	50	08070.120.060			
M10X35	100	08070.100.035	M12X70	50	08070.120.070	M20X50	25	08070.200.050
M10X40	100	08070.100.040	M12X80	50	08070.120.080	M20X60	25	08070.200.060
M10X45	100	08070.100.045	M12X90	50	08070.120.090	M20X70	25	08070.200.070
M10X50	100	08070.100.050				M20X80	25	08070.200.080
M10X55	100	08070.100.055	M16X35	25	08070.160.035	M20X90	25	08070.200.090
M10X60	100	08070.100.060	M16X40	25	08070.160.040	M20X100	25	08070.200.100
M10X70	100	08070.100.070	M16X45	25	08070.160.045	M20X120	25	08070.200.120
M10X80	50	08070.100.080	M16X50	25	08070.160.050	M20X130	25	08070.200.130
M10X90	50	08070.100.090	M16X55	25	08070.160.055			
			M16X60	25	08070.160.060	M24X60	25	08070.240.060
M12X30	100	08070.120.030	M16X70	25	08070.160.070	M24X80	25	08070.240.080
M12X35	100	08070.120.035	M16X80	25	08070.160.080	M24X90	25	08070.240.090
M12X40	100	08070.120.040	M16X90	25	08070.160.090	M24X100	25	08070.240.100
M12X45	100	08070.120.045	M16X100	25	08070.160.100	M24X110	25	08070.240.110

Plochý zápustný šroub s krátkým čtvercovým krkem a šestihrannou maticí

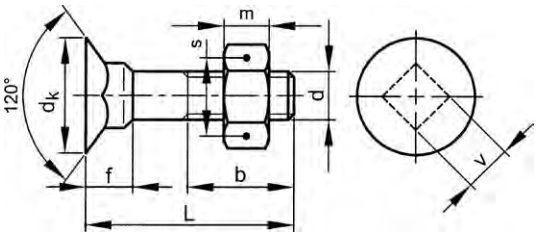

DIN **605/555 (1987)**
NF - / E25-402
BS 4933/-

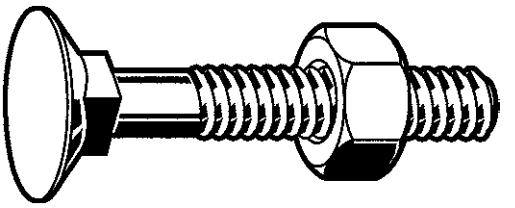

Technické údaje

d	b (min.)	d_k (max.)	f (max.)	m	P	s	v (max.)
M6	18	16.55	7.45	5	1	10	6.48
M8	22	20.65	9.45	6.5	1.25	13	8.58
M10	26	24.65	11.55	8	1.5	17	10.58

- Odpovídající šestihranné matice jsou třídy vlastností ≥ l4l.

08206 **Plochý zápustný šroub s krátkým čtvercovým krkem a šestihrannou maticí** **E03B**

Závit Metrický závit
Materiál Ocel
Třída 4.6
Povrchová úprava Pozinkované

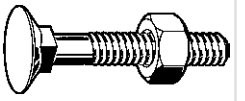

d x L	✉	Kód výrobku	d x L	✉	Kód výrobku	d x L	✉	Kód výrobku
M6X30	200	08206.060.030	M8X30	200	08206.080.030			
M6X35	200	08206.060.035	M8X35	200	08206.080.035	M10X40	100	08206.100.040
M6X40	200	08206.060.040	M8X40	200	08206.080.040	M10X50	100	08206.100.050
M6X50	200	08206.060.050	M8X50	200	08206.080.050	M10X60	100	08206.100.060
			M8X60	200	08206.080.060			

Korečkový šroub

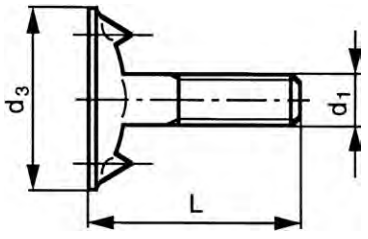

DIN **15237**

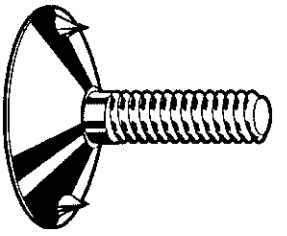

Technické údaje

d_1	d_3	P
M8	28	1.25
M10	35	1.5

- Platí pro uchycení dopravních pásů.
- Hroty pod zápustnou hlavou slouží k zachycení korečkového šroubu, zatímco misková podložka pod pásem zpevňuje spoj.

Skupiny produktů

Závit	Materiál	Kód	Strana
M	NO A2	51505	1-81
M	NO A4	55505	1-82

51505 **Korečkový šroub** **R03A**

Závit Metrický závit
Materiál Nerezocel A2

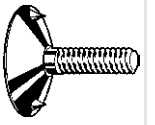

d_1 x L	✉	Kód výrobku	d_1 x L	✉	Kód výrobku	d_1 x L	✉	Kód výrobku
M8X25	10	51505.080.025				M10X40	5	51505.100.040
M8X30	10	51505.080.030	M10X30	5	51505.100.030	M10X50	5	51505.100.050
M8X35	10	51505.080.035	M10X35	5	51505.100.035			

55505	Korečkový šroub	R43A

Závit Metrický závit
Materiál Nerezocel A4

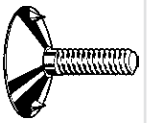

d_1 x L	✉	Kód výrobku	d_1 x L	✉	Kód výrobku	d_1 x L	✉	Kód výrobku
M8X25	10	55505.080.025				M10X50	5	55505.100.050

Misková podložka pro korečkový šroub

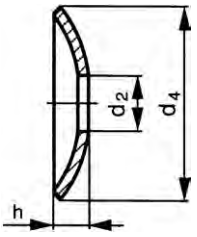

DIN **15237**

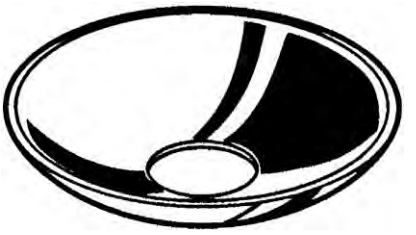

Technické údaje

Pro nom. velikost	d_2	d_4	h ≈
M8	9.5	32	5.7
M10	11.5	40	7

- Slouží k upevnění komponentů na dopravníkový pás.

Skupiny produktů

Materiál	Kód	Strana
NO A2	51506	1-82
NO A4	55506	1-82

51506	Misková podložka pro korečkový šroub	R09A

Materiál Nerezocel A2

Pro nom. velikost	✉	Kód výrobku	Pro nom. velikost	✉	Kód výrobku
M8	10	51506.080.001	M10	5	51506.100.001

55506	Misková podložka pro korečkový šroub	R49A

Materiál Nerezocel A4

Pro nom. velikost	✉	Kód výrobku
M8	10	55506.080.001

Šroub se čtvercovou hlavou a krátkým čípkem

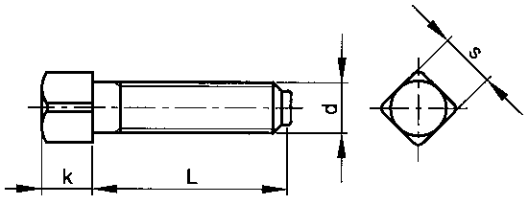

DIN **479**
NF E25-134

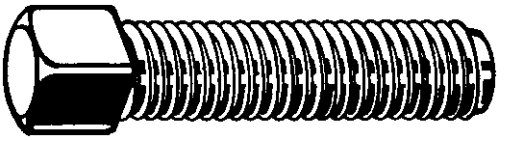

Technické údaje

d	k	P	s
M6	6	1	6
M8	8	1.25	8
M10	10	1.5	10
M12	12	1.75	13

d	k	P	s
M16	16	2	17
M20	20	2.5	22
M24	22	3	24

01030 **Šroub se čtvercovou hlavou a krátkým čípkem** **A90A**

Závit Metrický závit
Materiál Ocel
Třída 8.8

d x L	✉	Kód výrobku
M6X16	200	01030.060.016
M6X20	200	01030.060.020
M6X25	200	01030.060.025
M6X30	200	01030.060.030
M6X35	200	01030.060.035
M6X40	200	01030.060.040
M6X50	200	01030.060.050
M8X16	200	01030.080.016
M8X20	200	01030.080.020
M8X25	200	01030.080.025
M8X30	200	01030.080.030
M8X35	200	01030.080.035
M8X40	200	01030.080.040
M8X50	200	01030.080.050
M8X60	100	01030.080.060
M10X16	200	01030.100.016
M10X20	200	01030.100.020
M10X25	200	01030.100.025
M10X30	200	01030.100.030
M10X35	200	01030.100.035

d x L	✉	Kód výrobku
M10X40	100	01030.100.040
M10X45	100	01030.100.045
M10X50	100	01030.100.050
M10X60	100	01030.100.060
M10X70	100	01030.100.070
M10X80	50	01030.100.080
M10X100	50	01030.100.100
M12X20	200	01030.120.020
M12X25	100	01030.120.025
M12X30	100	01030.120.030
M12X35	100	01030.120.035
M12X40	100	01030.120.040
M12X50	50	01030.120.050
M12X60	50	01030.120.060
M12X70	50	01030.120.070
M12X80	50	01030.120.080
M12X90	50	01030.120.090
M12X100	50	01030.120.100
M16X40	50	01030.160.040
M16X45	50	01030.160.045

d x L	✉	Kód výrobku
M16X50	50	01030.160.050
M16X60	50	01030.160.060
M16X70	50	01030.160.070
M16X80	25	01030.160.080
M16X90	25	01030.160.090
M16X100	25	01030.160.100
M16X120	25	01030.160.120
M20X50	25	01030.200.050
M20X60	25	01030.200.060
M20X70	25	01030.200.070
M20X80	25	01030.200.080
M20X90	25	01030.200.090
M20X100	25	01030.200.100
M20X120	25	01030.200.120
M24X70	25	01030.240.070
M24X80	25	01030.240.080
M24X90	10	01030.240.090
M24X100	10	01030.240.100
M24X120	10	01030.240.120
M24X140	50	01030.240.140

Šroub se čtvercovou hlavou a krátkým čípkem UNC

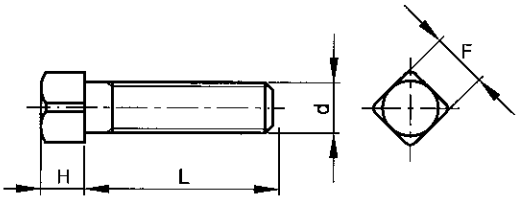

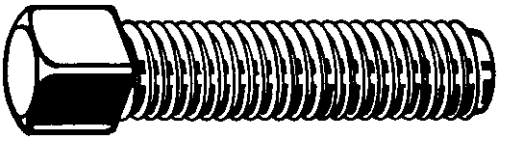

Technické údaje

d	F (max.)	H (max.)	Závitů na palec
1/4	0.250	0.196	20
5/16	0.312	0.245	18
3/8	0.375	0.293	16
7/16	0.438	0.341	14
1/2	0.500	0.389	13
5/8	0.625	0.485	11
3/4	0.750	0.582	10
7/8	0.875	0.678	9
1 Inch	1.000	0.774	8

U01080 **Šroub se čtvercovou hlavou a krátkým čípkem UNC** **X09A**

Závit Unified National Coarse
Materiál Ocel

d x L	✉	Kód výrobku	d x L	✉	Kód výrobku	d x L	✉	Kód výrobku
1/4-20X3/8*	100	U01080.025.0037	3/8-16X2.1/2*	25	U01080.037.0250	5/8-11X2.1/2*	10	U01080.062.0250
1/4-20X1/2*	100	U01080.025.0050	3/8-16X3 Inch*	10	U01080.037.0300	5/8-11X3 Inch*	5	U01080.062.0300
1/4-20X5/8*	100	U01080.025.0062	3/8-16X3.1/2*	10	U01080.037.0350	5/8-11X3.1/2*	5	U01080.062.0350
1/4-20X3/4*	100	U01080.025.0075	3/8-16X4 Inch*	10	U01080.037.0400	5/8-11X4 Inch*	5	U01080.062.0400
1/4-20X7/8*	100	U01080.025.0087				5/8-11X5 Inch*	5	U01080.062.0500
1/4-20X1 Inch*	100	U01080.025.0100	7/16-14X3/4*	50	U01080.043.0075	5/8-11X6 Inch*	5	U01080.062.0600
1/4-20X1.1/4*	100	U01080.025.0125	7/16-14X1 Inch*	50	U01080.043.0100			
1/4-20X1.1/2*	100	U01080.025.0150	7/16-14X1.1/4*	25	U01080.043.0125	3/4-10X1 Inch*	5	U01080.075.0100
1/4-20X1.3/4*	100	U01080.025.0175	7/16-14X1.1/2*	25	U01080.043.0150	3/4-10X1.1/4*	5	U01080.075.0125
1/4-20X2 Inch*	100	U01080.025.0200	7/16-14X2 Inch*	25	U01080.043.0200	3/4-10X1.1/2*	5	U01080.075.0150
1/4-20X2.1/2*	50	U01080.025.0250				3/4-10X2 Inch*	5	U01080.075.0200
			1/2-13X3/4*	25	U01080.050.0075	3/4-10X2.1/2*	5	U01080.075.0250
5/16-18X1/2*	100	U01080.031.0050	1/2-13X7/8*	25	U01080.050.0087	3/4-10X3 Inch*	5	U01080.075.0300
5/16-18X5/8*	100	U01080.031.0062	1/2-13X1 Inch*	25	U01080.050.0100	3/4-10X3.1/2*	5	U01080.075.0350
5/16-18X3/4*	100	U01080.031.0075	1/2-13X1.1/4*	25	U01080.050.0125	3/4-10X4 Inch*	5	U01080.075.0400
5/16-18X1 Inch*	100	U01080.031.0100	1/2-13X1.1/2*	25	U01080.050.0150	3/4-10X5 Inch*	5	U01080.075.0500
5/16-18X1.1/4*	100	U01080.031.0125	1/2-13X1.3/4*	25	U01080.050.0175	3/4-10X6 Inch*	5	U01080.075.0600
5/16-18X1.1/2*	100	U01080.031.0150	1/2-13X2 Inch*	10	U01080.050.0200			
5/16-18X1.3/4*	100	U01080.031.0175	1/2-13X2.1/2*	10	U01080.050.0250	7/8-9X2 Inch*	5	U01080.087.0200
5/16-18X2 Inch*	100	U01080.031.0200	1/2-13X3 Inch*	10	U01080.050.0300	7/8-9X3 Inch*	5	U01080.087.0300
5/16-18X2.1/2*	50	U01080.031.0250	1/2-13X3.1/2*	10	U01080.050.0350	7/8-9X4 Inch*	5	U01080.087.0400
			1/2-13X4 Inch*	10	U01080.050.0400	7/8-9X5 Inch*	5	U01080.087.0500
3/8-16X1/2*	100	U01080.037.0050	1/2-13X5 Inch*	5	U01080.050.0500	7/8-9X6 Inch*	5	U01080.087.0600
3/8-16X5/8*	100	U01080.037.0062	1/2-13X6 Inch*	5	U01080.050.0600			
3/8-16X3/4*	100	U01080.037.0075				1.-8X2.1/2*	1	U01080.100.0250
3/8-16X1 Inch*	100	U01080.037.0100	5/8-11X1 Inch*	10	U01080.062.0100	1.-8X3 Inch*	1	U01080.100.0300
3/8-16X1.1/4*	100	U01080.037.0125	5/8-11X1.1/4*	10	U01080.062.0125	1.-8X4 Inch*	1	U01080.100.0400
3/8-16X1.1/2*	50	U01080.037.0150	5/8-11X1.1/2*	10	U01080.062.0150	1.-8X5 Inch*	1	U01080.100.0500
3/8-16X1.3/4*	50	U01080.037.0175	5/8-11X1.3/4*	10	U01080.062.0175	1.-8X6 Inch*	1	U01080.100.0600
3/8-16X2 Inch*	25	U01080.037.0200	5/8-11X2 Inch*	10	U01080.062.0200			

Stavěcí šroub s malou šestihranou hlavou a čípkem

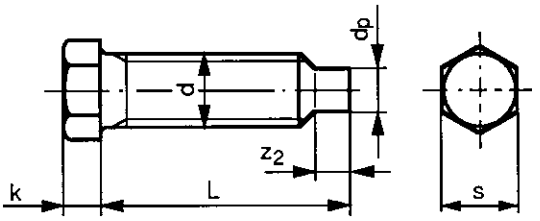

DIN **561**
NF E25-133

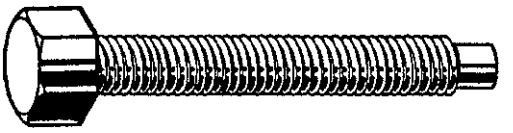

Technické údaje

d	d_p (max.)	k	P	s	z_2 (min.)
M6	4	5	1	8	3
M8	5.5	6	1.25	10	4
M10	7	7	1.5	13	5
M12	8.5	9	1.75	16	6
M16	12	11	2	18	8

01098 **Stavěcí šroub s malou šestihranou hlavou a čípkem** **A90A**

Závit Metrický závit
Materiál Ocel
Třída 8.8

d x L	✉	Kód výrobku	d x L	✉	Kód výrobku	d x L	✉	Kód výrobku
M6X12	200	01098.060.012				M12X30	100	01098.120.030
M6X16	200	01098.060.016	M10X20	200	01098.100.020	M12X35	100	01098.120.035
M6X20	200	01098.060.020	M10X25	200	01098.100.025	M12X40	100	01098.120.040
			M10X30	200	01098.100.030	M12X50	100	01098.120.050
M8X16	200	01098.080.016	M10X35	100	01098.100.035	M12X60	100	01098.120.060
M8X20	200	01098.080.020	M10X40	100	01098.100.040			
M8X25	200	01098.080.025	M10X50	100	01098.100.050	M16X50	50	01098.160.050
M8X30	200	01098.080.030	M10X60	100	01098.100.060	M16X60	50	01098.160.060
M8X35	200	01098.080.035				M16X70	25	01098.160.070
M8X40	200	01098.080.040	M12X25	100	01098.120.025	M16X80	25	01098.160.080
M8X50	100	01098.080.050						

Pásový šroub

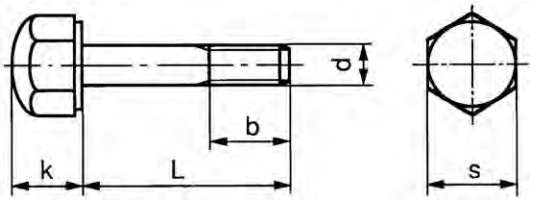

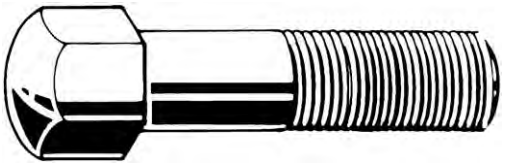

Technické údaje

d	k	s	Závitů na palec	d	k	s	Závitů na palec
7/16	11	16	20	5/8	16	24	18
1/2	13	19	20	3/4	19	28	16
9/16	14	22	18	1 Inch-14G	24	38.1	14

- Pro odpovídající pásové matice se podívejte do sekce 3.

06000 Pásový šroub **Y90A**

Závit Unified National Fine
Materiál Ocel
Třída 170

d x L x b	✉	Kód výrobku	d x L x b	✉	Kód výrobku	d x L x b	✉	Kód výrobku
7/16X1.1/2X22MM	50	06000.111.038	9/16X1.15/16X28MM	50	06000.142.049	3/4X2.3/8X30MM	10	06000.191.060
						3/4X2.1/2X30MM	10	06000.191.063
1/2X1.1/2X19MM	50	06000.127.038	5/8X2 InchX28MM	25	06000.158.050	3/4X2.3/4X38MM	10	06000.191.069
1/2X2 InchX24MM	50	06000.127.050	5/8X2.1/4X27MM	25	06000.158.057			
						1-14GX3 InchX35MM	10	06000.256.076
9/16X1.5/8X26MM	50	06000.142.041	3/4X2.1/4X29MM	10	06000.191.057			

- 170 = minimální pevnost v tahu 170.000 psi = 1200 N/mm^2.

Vysokopevnostní konstrukční šrouby PEINER

Obecně
Od září 2007 by výrobci vysokopevnostních konstrukčních šroubů, matic a podložek měli své produkty vyrábět v souladu s evropskou normou **EN 14399.** Produkty vyrobené podle starých norem DIN 6914, 6915 a 6916 („zásoby podle staré normy DIN“) je stále možné používat a dodávat, ale není možné je kombinovat při některých montážích (viz část „Montáž“) s produkty, které nové normě odpovídají! Upravená norma nezavádí žádné důležité rozměrové změny (kromě délky závitu velikosti „b“, který má nyní maximální hodnotu ze staré normy a počínaje M24 dokonce ještě vyšší). Dále je povinná značka CE na obalu a je nutné uvádět přesnější pokyny k montáži a zajistit sledovatelnost. Kromě toho se vrubová houževnatost změnila z $K_{V,min}$=20J na $K_{V,min}$=27J při -20°C. Vysokopevnostní konstrukční šrouby, matice a podložky PEINER 10.9 HV, které jsou obsaženy v tomto katalogu, odpovídají novým normám.

Produkt	Stará norma	Nová norma	Označení
Šrouby HV	DIN 6914 →	EN 14399-4	10.9 HV
Matice HV	DIN 6915 →	EN 14399-4	10 HV
Podložky HV	DIN 6916 →	EN 14399-6	H

Kvalita
PEINER je dodavatel šroubů třídy 10.9 HV, matic třídy 10 HV a podložek (tvrdost 300-370 HV) s certifikací CE ve velikostech M12-M36 v souladu s normou EN 14399-4 resp. EN 14399-6. Tyto výrobky jsou k dispozici jak v černé verzi, tak ve verzi s žárovým zinkováním. Šrouby odpovídají všem požadavkům určeným pro zamezení vodíkové křehkosti.

Montáž
Norma předepisuje, že šroub, matice a podložka musí pocházet od téhož výrobce. Norma EN 14399-2 popisuje zkušební metodu, kterou by měla kombinace šroubu, matice a podložky projít. Kvůli přísnějším pokynům k montáži a klasifikaci v k-třídách k by měl výrobce zajistit, aby požadovaná předpínací síla byla dosažena spolehlivým způsobem a aby nedocházelo k přetížení, s odkazem na montážní metody v normě EN 1090-2.

V případě kombinací upravených žárovým zinkováním ve třídě tření K1 platí stejný utahovací moment a předpínací síly jako je uvedeno v DIN 18800-7 (2002-09) v tabulce 6, sloupce i 3 a 7, resp. EN 1993-1-8. U produktů upravených žárovým zinkováním od stejného výrobce lze kombinovat různé samostatné prvky (v souladu s DIN a EN). To je proto, že hodnoty pro utahovací moment zůstávají stejné!

V případě kombinací, které nejsou upraveny žárovým zinkováním, podle nové normy EN platí stejný utahovací moment jako pro kombinace upravené žárovým zinkováním tam, kde DIN 18800-7 (2002-09) tabulka 6, sloupce 4 a 8 dříve předepisovaly zvýšené utahovací momenty. Vzhledem k tomuto rozdílu v utahovacím momentu není dovoleno kombinovat produkty podle DIN s produkty podle EN.

Vysokopevnostní konstrukční šrouby Peiner, které odpovídají nové normě EN, se dodávají s třídou tření K1. K-faktor popisuje lineární vztah mezi utahovacím momentem (M) a předpínací silou dosaženou pro daný průměr.
Vyjadřuje to tento vzorec: M = k x Fv x d (M [Nm], Fv [kN], d [mm])
Předpínací produkty PEINER (EN14399-4 a 6) by měly odpovídat k-třídě **K1, kde 0,1≤ k ≤0,16**, bez ohledu na povrchovou úpravu.

Na obalu produktu jsou montážní pokyny a třída tření. Povrchová úprava aplikovaná výrobcem zajišťuje splnění těchto podmínek! Další mazání nebo odmašťování má vliv na hodnotu „k“ a není povoleno. Vzhledem k upínací délce kombinace šroubu, matice a podložky je nutné podotknout, že nová norma obsahuje tloušťku podložek.

Certifikáty
Vysokopevnostní konstrukční šrouby PEINER jsou na vyžádání k dispozici s certifikátem 3.1 podle normy EN 10204.

Vysokopevnostní konstrukční šroub

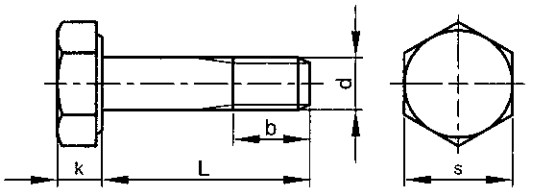

EN 14399-4

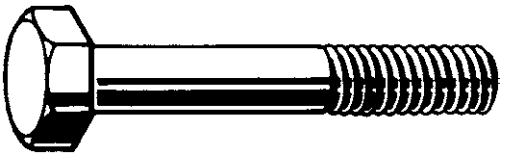

Technické údaje

d	b	k	P	s
M12	23	8	1.75	22
M16	28	10	2	27
M20	33	13	2.5	32
M22	34	14	2.5	36
M24	39	15	3	41
M27	41	17	3	46
M30	44	19	3.5	50
M36	52	23	4	60
M39	68	25	4	65
M42	74	26	4.5	70
M45	76	28	4.5	75
M48	82	30	5	80
M56	90	35	5.5	90
M64	100	40	6	100

- PEINER HV-šrouby v rozměrech M12 až M36 jsou specifikovány normou EN 14399-4. Šrouby v rozměrech M39 až M64 jsou definovány v DASt 021.
- PEINER HV-šrouby s příslušnými HV-maticemi a HV-podložkami můžou být použity jen jako sada od stejného dodavatele.

04210 PEINER Vysokopevnostní konstrukční šroub **C05A**

Závit Metrický závit
Materiál Ocel
Třída 10.9
Povrchová úprava Žárový zinek

CE

d x L	✉	Kód výrobku	d x L	✉	Kód výrobku	d x L	✉	Kód výrobku
M12X30	100	04210.120.030	M16X150	25	04210.160.150	M20X230	15	04210.200.230
M12X35	100	04210.120.035	M16X160	25	04210.160.160	M20X240	15	04210.200.240
M12X40	100	04210.120.040	M16X170	25	04210.160.170	M20X250	15	04210.200.250
M12X45	100	04210.120.045	M16X180	25	04210.160.180	M20X260	15	04210.200.260
M12X50	100	04210.120.050	M16X190	25	04210.160.190			
M12X55	100	04210.120.055	M16X200	25	04210.160.200	M22X50	25	04210.220.050
M12X60	50	04210.120.060	M16X210	25	04210.160.210	M22X55	25	04210.220.055
M12X65	50	04210.120.065	M16X220	25	04210.160.220	M22X60	25	04210.220.060
M12X70	50	04210.120.070				M22X65	25	04210.220.065
M12X75	50	04210.120.075	M20X40	25	04210.200.040	M22X70	25	04210.220.070
M12X80	50	04210.120.080	M20X45	25	04210.200.045	M22X75	25	04210.220.075
M12X85	50	04210.120.085	M20X50	25	04210.200.050	M22X80	25	04210.220.080
M12X90	50	04210.120.090	M20X55	25	04210.200.055	M22X85	25	04210.220.085
M12X95	50	04210.120.095	M20X60	25	04210.200.060	M22X90	25	04210.220.090
M12X100	50	04210.120.100	M20X65	25	04210.200.065	M22X95	25	04210.220.095
M12X110	50	04210.120.110	M20X70	25	04210.200.070	M22X100	25	04210.220.100
M12X120	50	04210.120.120	M20X75	25	04210.200.075	M22X110	25	04210.220.110
			M20X80	25	04210.200.080	M22X120	25	04210.220.120
M16X35	50	04210.160.035	M20X85	25	04210.200.085	M22X130	25	04210.220.130
M16X40	50	04210.160.040	M20X90	25	04210.200.090	M22X140	20	04210.220.140
M16X45	50	04210.160.045	M20X95	25	04210.200.095	M22X150	15	04210.220.150
M16X50	50	04210.160.050	M20X100	25	04210.200.100	M22X160	15	04210.220.160
M16X55	50	04210.160.055	M20X105	25	04210.200.105	M22X170	15	04210.220.170
M16X60	50	04210.160.060	M20X110	25	04210.200.110	M22X180	15	04210.220.180
M16X65	50	04210.160.065	M20X115	25	04210.200.115	M22X190	15	04210.220.190
M16X70	50	04210.160.070	M20X120	25	04210.200.120	M22X200	15	04210.220.200
M16X75	50	04210.160.075	M20X125	25	04210.200.125			
M16X80	25	04210.160.080	M20X130	25	04210.200.130	M24X50	25	04210.240.050
M16X85	25	04210.160.085	M20X140	25	04210.200.140	M24X55	25	04210.240.055
M16X90	25	04210.160.090	M20X150	25	04210.200.150	M24X60	25	04210.240.060
M16X95	25	04210.160.095	M20X160	20	04210.200.160	M24X65	25	04210.240.065
M16X100	25	04210.160.100	M20X170	20	04210.200.170	M24X70	25	04210.240.070
M16X110	25	04210.160.110	M20X180	15	04210.200.180	M24X75	25	04210.240.075
M16X115	25	04210.160.115	M20X190	15	04210.200.190	M24X80	25	04210.240.080
M16X120	25	04210.160.120	M20X200	15	04210.200.200	M24X85	25	04210.240.085
M16X130	25	04210.160.130	M20X210	15	04210.200.210	M24X90	25	04210.240.090
M16X140	25	04210.160.140	M20X220	15	04210.200.220	M24X95	25	04210.240.095

04210 PEINER Vysokopevnostní konstrukční šroub ←

d x L	✉	Kód výrobku
M24X100	25	04210.240.100
M24X105	25	04210.240.105
M24X110	25	04210.240.110
M24X115	25	04210.240.115
M24X120	20	04210.240.120
M24X125	20	04210.240.125
M24X130	20	04210.240.130
M24X135	20	04210.240.135
M24X140	20	04210.240.140
M24X150	15	04210.240.150
M24X160	15	04210.240.160
M24X170	10	04210.240.170
M24X180	10	04210.240.180
M24X190	10	04210.240.190
M24X200	10	04210.240.200
M24X210	10	04210.240.210
M24X220	10	04210.240.220
M24X230	10	04210.240.230
M24X240	10	04210.240.240
M24X250	10	04210.240.250
M24X260	10	04210.240.260
M27X60	10	04210.270.060
M27X65	10	04210.270.065
M27X70	10	04210.270.070
M27X75	10	04210.270.075
M27X80	10	04210.270.080
M27X85	10	04210.270.085
M27X90	10	04210.270.090
M27X95	10	04210.270.095
M27X100	10	04210.270.100
M27X105	10	04210.270.105
M27X110	10	04210.270.110
M27X115	10	04210.270.115
M27X120	10	04210.270.120
M27X125	10	04210.270.125
M27X130	10	04210.270.130
M27X140	10	04210.270.140
M27X150	10	04210.270.150
M27X160	10	04210.270.160
M27X165	10	04210.270.165
M27X170	10	04210.270.170
M27X180	10	04210.270.180
M27X190	10	04210.270.190
M27X200	10	04210.270.200
M27X210	10	04210.270.210
M27X220	10	04210.270.220
M27X230	10	04210.270.230
M27X240	10	04210.270.240
M27X250	10	04210.270.250

d x L	✉	Kód výrobku
M27X260	10	04210.270.260
M30X70	10	04210.300.070
M30X75	10	04210.300.075
M30X80	10	04210.300.080
M30X85	10	04210.300.085
M30X90	10	04210.300.090
M30X95	10	04210.300.095
M30X100	10	04210.300.100
M30X110	10	04210.300.110
M30X115	10	04210.300.115
M30X120	10	04210.300.120
M30X130	10	04210.300.130
M30X140	10	04210.300.140
M30X150	10	04210.300.150
M30X160	10	04210.300.160
M30X165	10	04210.300.165
M30X170	10	04210.300.170
M30X180	5	04210.300.180
M30X190	5	04210.300.190
M30X200	5	04210.300.200
M30X210	5	04210.300.210
M30X220	5	04210.300.220
M30X230	5	04210.300.230
M30X240	5	04210.300.240
M30X250	5	04210.300.250
M30X260	5	04210.300.260
M30X270	1	04210.300.270
M30X280	1	04210.300.280
M30X290	1	04210.300.290
M30X300	1	04210.300.300
M30X310	1	04210.300.310
M30X320	1	04210.300.320
M30X330	1	04210.300.330
M30X340	1	04210.300.340
M30X350	1	04210.300.350
M30X360	1	04210.300.360
M30X370	1	04210.300.370
M30X380	1	04210.300.380
M30X390	1	04210.300.390
M30X400	1	04210.300.400
M30X410	1	04210.300.410
M30X420	1	04210.300.420
M30X430	1	04210.300.430
M30X440	1	04210.300.440
M30X450	1	04210.300.450
M30X460	1	04210.300.460
M30X470	1	04210.300.470
M30X480	1	04210.300.480
M30X490	1	04210.300.490

d x L	✉	Kód výrobku
M30X500	1	04210.300.500
M36X80	5	04210.360.080
M36X85	5	04210.360.085
M36X90	5	04210.360.090
M36X95	5	04210.360.095
M36X100	5	04210.360.100
M36X110	5	04210.360.110
M36X115	5	04210.360.115
M36X120	5	04210.360.120
M36X130	5	04210.360.130
M36X140	5	04210.360.140
M36X150	5	04210.360.150
M36X160	5	04210.360.160
M36X170	5	04210.360.170
M36X180	5	04210.360.180
M36X190	5	04210.360.190
M36X200	5	04210.360.200
M36X210	5	04210.360.210
M36X220	5	04210.360.220
M36X230	5	04210.360.230
M36X240	5	04210.360.240
M36X250	5	04210.360.250
M36X260	5	04210.360.260
M36X270	1	04210.360.270
M36X280	1	04210.360.280
M36X290	1	04210.360.290
M36X300	1	04210.360.300
M36X310	1	04210.360.310
M36X320	1	04210.360.320
M36X330	1	04210.360.330
M36X340	1	04210.360.340
M36X350	1	04210.360.350
M36X360	1	04210.360.360
M36X370	1	04210.360.370
M36X380	1	04210.360.380
M36X390	1	04210.360.390
M36X400	1	04210.360.400
M36X410	1	04210.360.410
M36X420	1	04210.360.420
M36X430	1	04210.360.430
M36X440	1	04210.360.440
M36X450	1	04210.360.450
M36X460	1	04210.360.460
M36X470	1	04210.360.470
M36X480	1	04210.360.480
M36X490	1	04210.360.490
M36X500	1	04210.360.500

Vysokopevnostní konstrukční matice

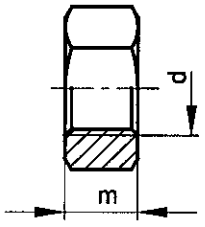

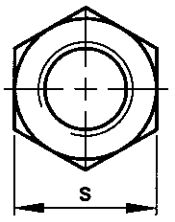

EN 14399-4

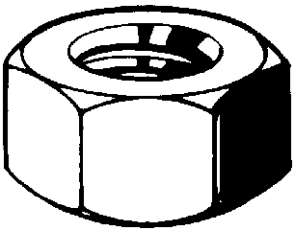

Technické údaje

d	m	P	s	d	m	P	s
M12	10	1.75	22	M36	29	4	60
M16	13	2	27	M39	31	4	65
M20	16	2.5	32	M42	34	4.5	70
M22	18	2.5	36	M45	36	4.5	75
M24	20	3	41	M48	38	5	80
M27	22	3	46	M56	45	5.5	90
M30	24	3.5	50	M64	51	6	100

Skupiny produktů

Závit	Typ drážky	Materiál	Třída	Povrchová úprava	Kód	Strana
M	S vnějším šestihranem	Oc	10		04025	1-90
M	S vnějším šestihranem	Oc	10	Žzn	04225	1-90

04025 PEINER Vysokopevnostní konstrukční matice C05A

Závit Metrický závit
Materiál Ocel
Třída 10

CE

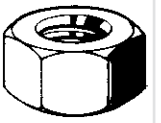

d	✉	Kód výrobku	d	✉	Kód výrobku	d	✉	Kód výrobku
M12	200	04025.120.001	M22	50	04025.220.001	M30	50	04025.300.001
M16	100	04025.160.001	M24	50	04025.240.001	M36	25	04025.360.001
M20	100	04025.200.001	M27	50	04025.270.001			

04225 PEINER Vysokopevnostní konstrukční matice C05A

Závit Metrický závit
Materiál Ocel
Třída 10
Povrchová úprava Žárový zinek

CE

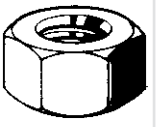

d	✉	Kód výrobku	d	✉	Kód výrobku	d	✉	Kód výrobku
M12	200	04225.120.001	M27	50	04225.270.001	M45	1	04225.450.001
M16	100	04225.160.001	M30	50	04225.300.001	M48	1	04225.480.001
M20	100	04225.200.001	M36	25	04225.360.001	M56	1	04225.560.001
M22	50	04225.220.001	M39	1	04225.390.001	M64	1	04225.640.001
M24	50	04225.240.001	M42	1	04225.420.001			

- Žárově pozinkované vysokopevnostní konstrukční matice dle EN 14399-4 jsou dodávány lubrikované.

Vysokopevnostní konstrukční podložka

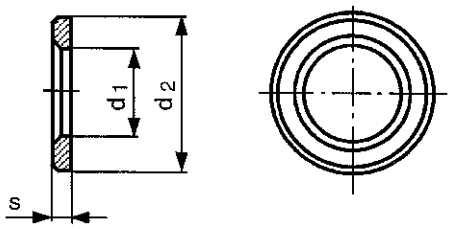

EN 14399-6



Technické údaje

Pro nom. velikost	d_1	d_2	s	Pro nom. velikost	d_1	d_2	s
M12	13	24	3	M36	37	66	6
M16	17	30	4	M39	41	72	6
M20	21	37	4	M42	44	78	8
M22	23	39	4	M45	47	85	8
M24	25	44	4	M48	50	92	8
M27	28	50	5	M56	58	105	10
M30	31	56	5	M64	66	115	10

Skupiny produktů

Materiál	Povrchová úprava	Kód	Strana
Oc 300-370 HV10		04035	1-91
Oc 300-370 HV10	Žzn	04237	1-91

04035 PEINER Vysokopevnostní konstrukční podložka C05A

Materiál Ocel 300-370 HV10

Pro nom. velikost	✉	Kód výrobku	Pro nom. velikost	✉	Kód výrobku	Pro nom. velikost	✉	Kód výrobku
M12	400	04035.120.001	M22	200	04035.220.001	M30	100	04035.300.001
M16	200	04035.160.001	M24	200	04035.240.001	M36	50	04035.360.001
M20	200	04035.200.001	M27	100	04035.270.001			

04237 PEINER Vysokopevnostní konstrukční podložka C05A

Materiál Ocel 300-370 HV10
Povrchová úprava Žárový zinek

Pro nom. velikost	✉	Kód výrobku	Pro nom. velikost	✉	Kód výrobku	Pro nom. velikost	✉	Kód výrobku
M12	400	04237.120.001	M27	100	04237.270.001	M45	1	04237.450.001
M16	200	04237.160.001	M30	100	04237.300.001	M48	1	04237.480.001
M20	200	04237.200.001	M36	50	04237.360.001	M56	1	04237.560.001
M22	200	04237.220.001	M39	1	04237.390.001	M64	1	04237.640.001
M24	200	04237.240.001	M42	1	04237.420.001			

Čtyřhranná klínová podložka 14% pro I-profily PEINER

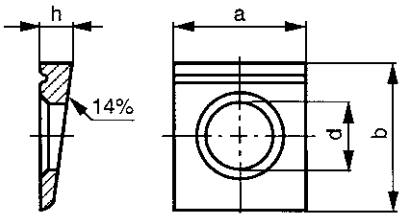

DIN **6917**
NEN 5515

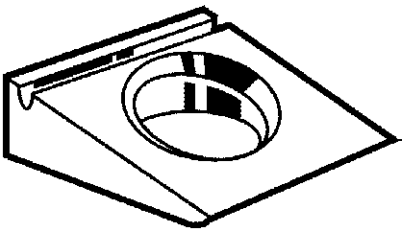

Technické údaje

Pro nom. velikost	a	b	d	h
M12	26	30	13	6.2
M16	32	36	17	7.5
M20	40	44	21	9.2
M22	44	50	23	10
M24	56	56	25	10.8
M27	56	56	28	10.8
M30	62	62	31	11.7
M36	68	68	37	12.5

04240 **PEINER Čtyřhranná klínová podložka 14% pro I-profily** **C05A**

Materiál Ocel 295-350 HV10
Povrchová úprava Žárový zinek

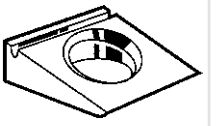

Pro nom. velikost	✉	Kód výrobku	Pro nom. velikost	✉	Kód výrobku	Pro nom. velikost	✉	Kód výrobku
M12	200	04240.120.001	M22	50	04240.220.001	M30	50	04240.300.001
M16	100	04240.160.001	M24	50	04240.240.001	M36	50	04240.360.001
M20	100	04240.200.001	M27	50	04240.270.001			

Čtyřhranná klínová podložka 8% pro U-profily PEINER

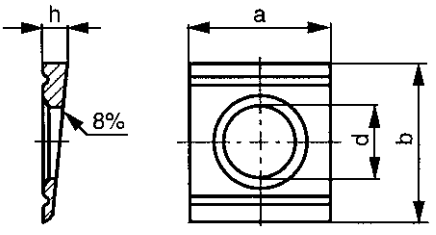

DIN **6918**
NEN 5514

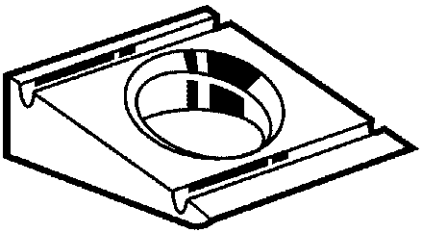

Technické údaje

Pro nom. velikost	a	b	d	h
M12	26	30	13	4.9
M16	32	36	17	5.9
M20	40	44	21	7
M22	44	50	23	8
M24	56	56	25	8.5
M27	56	56	28	8.5
M30	62	62	31	9
M36	68	68	37	9.4

04250 **PEINER Čtyřhranná klínová podložka 8% pro U-profily** **C05A**

Materiál Ocel 295-350 HV10
Povrchová úprava Žárový zinek

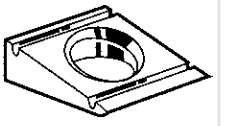

Pro nom. velikost	✉	Kód výrobku	Pro nom. velikost	✉	Kód výrobku	Pro nom. velikost	✉	Kód výrobku
M12	200	04250.120.001	M22	50	04250.220.001	M30	50	04250.300.001
M16	100	04250.160.001	M24	50	04250.240.001	M36	50	04250.360.001
M20	100	04250.200.001	M27	50	04250.270.001			

Sada konstrukčních šestihranných šroubů

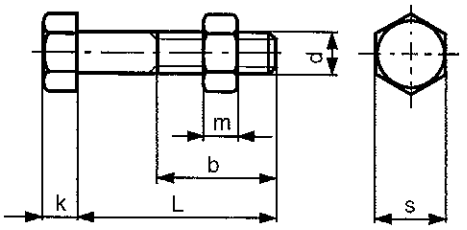

EN **15048**
ISO 4014/4032

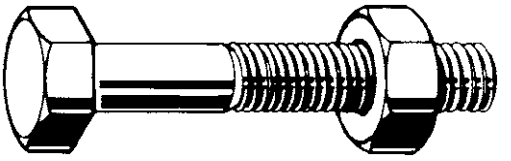

Technické údaje

d	b (min.): L≤125mm	b (min.): 125mm<L≤200mm	b (min.): L>200mm	k	m (max.)	P	s
M10	26	32	45	6.4	8.4	1.5	16
M12	30	36	49	7.5	10.8	1.75	18
M16	38	44	57	10	14.8	2	24
M20	46	52	65	12.5	18	2.5	30
M24	54	60	73	15	21.5	3	36
M27	60	66	79	17	23.8	3	41
M30	66	72	85	18.7	25.6	3.5	46
M33	72	78	91	21	28.7	3.5	50
M36	78	84	97	22.5	31	4	55

- Pouze celá balení.

Skupiny produktů

Závit	Typ drážky	Materiál	Třída	Povrchová úprava		Kód	Strana
M	S vnějším šestihranem	Oc	8.8	Zn		01222	1-93
M	S vnějším šestihranem	Oc	8.8	Žzn	ISO metrický	01405	1-94

01222 **Sada konstrukčních šestihranných šroubů** **A96A**

Závit Metrický závit
Materiál Ocel
Třída 8.8
Povrchová úprava Pozinkované

CE

RoHS

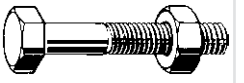

d x L	✉	Kód výrobku	d x L	✉	Kód výrobku	d x L	✉	Kód výrobku
M12X50/S=18	100	01222.120.050	M16X120	25	01222.160.120	M20X280	10	01222.200.280
M12X55/S=18	100	01222.120.055	M16X130	25	01222.160.130	M20X300	10	01222.200.300
M12X60/S=18	100	01222.120.060	M16X140	25	01222.160.140	M20X320	10	01222.200.320
M12X70/S=18	75	01222.120.070	M16X150	25	01222.160.150	M20X340	10	01222.200.340
M12X75/S=18	50	01222.120.075	M16X160	25	01222.160.160	M20X360	10	01222.200.360
M12X80/S=18	50	01222.120.080	M16X170	25	01222.160.170			
M12X85/S=18	50	01222.120.085	M16X180	25	01222.160.180	M24X80	25	01222.240.080
M12X90/S=18	50	01222.120.090	M16X190	25	01222.160.190	M24X85	10	01222.240.085
M12X100/S=18	50	01222.120.100	M16X200	25	01222.160.200	M24X90	10	01222.240.090
M12X110/S=18	50	01222.120.110	M16X220	25	01222.160.220	M24X100	10	01222.240.100
M12X120/S=18	50	01222.120.120	M16X240	10	01222.160.240	M24X110	10	01222.240.110
M12X130/S=18	50	01222.120.130	M16X250	10	01222.160.250	M24X120	10	01222.240.120
M12X140/S=18	50	01222.120.140	M16X260	10	01222.160.260	M24X130	10	01222.240.130
M12X150/S=18	50	01222.120.150	M16X280	10	01222.160.280	M24X140	10	01222.240.140
M12X160/S=18	25	01222.120.160	M16X300	10	01222.160.300	M24X150	25	01222.240.150
M12X170/S=18	25	01222.120.170				M24X160	10	01222.240.160
M12X180/S=18	25	01222.120.180	M20X65	25	01222.200.065	M24X170	10	01222.240.170
M12X190/S=18	25	01222.120.190	M20X70	25	01222.200.070	M24X180	10	01222.240.180
M12X200/S=18	25	01222.120.200	M20X75	25	01222.200.075	M24X200	10	01222.240.200
M12X220/S=18	25	01222.120.220	M20X80	25	01222.200.080	M24X220	10	01222.240.220
M12X240/S=18	25	01222.120.240	M20X85	25	01222.200.085	M24X240	10	01222.240.240
M12X250/S=18	25	01222.120.250	M20X90	20	01222.200.090	M24X260	10	01222.240.260
M12X260/S=18	25	01222.120.260	M20X100	20	01222.200.100	M24X280	10	01222.240.280
M12X280/S=18	25	01222.120.280	M20X110	20	01222.200.110	M24X300	10	01222.240.300
M12X300/S=18	25	01222.120.300	M20X120	20	01222.200.120	M24X320	5	01222.240.320
			M20X130	20	01222.200.130	M24X340	5	01222.240.340
M16X55	50	01222.160.055	M20X140	10	01222.200.140	M24X360	5	01222.240.360
M16X60	50	01222.160.060	M20X150	10	01222.200.150			
M16X65	25	01222.160.065	M20X160	10	01222.200.160	M27X80	5	01222.270.080
M16X70	25	01222.160.070	M20X170	10	01222.200.170	M27X90	10	01222.270.090
M16X75	25	01222.160.075	M20X180	10	01222.200.180	M27X100	10	01222.270.100
M16X80	25	01222.160.080	M20X190	10	01222.200.190	M27X110	10	01222.270.110
M16X85	25	01222.160.085	M20X200	10	01222.200.200	M27X120	10	01222.270.120
M16X90	25	01222.160.090	M20X220	10	01222.200.220	M27X130	10	01222.270.130
M16X95	25	01222.160.095	M20X240	10	01222.200.240	M27X140	10	01222.270.140
M16X100	25	01222.160.100	M20X250	10	01222.200.250	M27X150	10	01222.270.150
M16X110	25	01222.160.110	M20X260	10	01222.200.260	M27X160	10	01222.270.160

01222 Sada konstrukčních šestihranných šroubů

d x L	✉	Kód výrobku	d x L	✉	Kód výrobku	d x L	✉	Kód výrobku
M27X180	5	01222.270.180	M30X240	5	01222.300.240	M36X120	5	01222.360.120
M27X200	5	01222.270.200	M30X260	5	01222.300.260	M36X130	5	01222.360.130
			M30X280	5	01222.300.280	M36X140	5	01222.360.140
M30X90	10	01222.300.090	M30X300	5	01222.300.300	M36X150	5	01222.360.150
M30X100	10	01222.300.100				M36X160	5	01222.360.160
M30X110	10	01222.300.110	M33X100	5	01222.330.100	M36X180	2	01222.360.180
M30X120	10	01222.300.120	M33X110	5	01222.330.110	M36X200	2	01222.360.200
M30X130	10	01222.300.130	M33X120	5	01222.330.120	M36X220	2	01222.360.220
M30X140	10	01222.300.140	M33X130	5	01222.330.130	M36X240	2	01222.360.240
M30X150	10	01222.300.150	M33X140	5	01222.330.140	M36X260	2	01222.360.260
M30X160	10	01222.300.160	M33X150	5	01222.330.150	M36X280	2	01222.360.280
M30X170	5	01222.300.170	M33X160	5	01222.330.160	M36X300	2	01222.360.300
M30X180	5	01222.300.180	M33X180	2	01222.330.180	M36X320	2	01222.360.320
M30X200	5	01222.300.200						
M30X220	5	01222.300.220	M36X110	5	01222.360.110			

- Konstrukce prováděné v Evropě musí být v souladu s nařízením o stavebních produktech (CPR) 305/2011 aby bylo docíleno ochrany a bezpečnosti osob i staveb.
- Ve většině případů to znamená použití výrobků podle harmonizované evropské normy (hEN-noremy).
- Pro nepředepnuté šroubové spoje, to znamená použití spojovacího materiálu dle normy EN 15048-1.
- V porovnání s běžnými šrouby ISO 4014/4017 (dříve DIN 931/933) a maticemi ISO 4032 (DIN 934), šrouby a matice podle EN 150548 mají doplňující označení.
- ‘SB’ (konstrukční šrouby) a obal obsahuje CE-logo.
- Výrobci musí být CE certifikováni pro výrobu spojovacího materiálu dle normy EN 15048.
- Šrouby a matice jsou baleny společně v jedné uzavřené krabici.

01405 Sada konstrukčních šestihranných šroubů A96A

Závit Metrický závit
Materiál Ocel
Třída 8.8
Povrchová úprava Žárový zinek

CE

RoHS

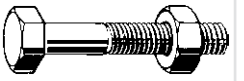

d x L	✉	Kód výrobku	d x L	✉	Kód výrobku	d x L	✉	Kód výrobku
M10X45/S=16	100	01405.100.045	M16X160	25	01405.160.160	M24X170	10	01405.240.170
M10X50/S=16	100	01405.100.050	M16X170	25	01405.160.170	M24X180	10	01405.240.180
M10X55/S=16	100	01405.100.055	M16X180	25	01405.160.180	M24X200	10	01405.240.200
M10X60/S=16	100	01405.100.060	M16X200	25	01405.160.200	M24X220	10	01405.240.220
M10X65/S=16	100	01405.100.065	M16X220	25	01405.160.220	M24X240	10	01405.240.240
M10X70/S=16	100	01405.100.070	M16X240	10	01405.160.240	M24X260	10	01405.240.260
M10X75/S=16	100	01405.100.075	M16X260	10	01405.160.260	M24X280	10	01405.240.280
M10X80/S=16	100	01405.100.080	M16X280	25	01405.160.280	M24X300	10	01405.240.300
M10X90/S=16	100	01405.100.090	M16X300	25	01405.160.300			
M10X100/S=16	100	01405.100.100				M27X80	10	01405.270.080
M10X110/S=16	50	01405.100.110	M20X65	25	01405.200.065	M27X90	10	01405.270.090
M10X120/S=16	50	01405.100.120	M20X70	25	01405.200.070	M27X100	10	01405.270.100
M10X130/S=16	50	01405.100.130	M20X75	25	01405.200.075	M27X110	10	01405.270.110
M10X140/S=16	50	01405.100.140	M20X80	25	01405.200.080	M27X120	10	01405.270.120
M10X160/S=16	50	01405.100.160	M20X85	25	01405.200.085	M27X130	10	01405.270.130
M10X180/S=16	50	01405.100.180	M20X90	25	01405.200.090	M27X140	10	01405.270.140
			M20X100	25	01405.200.100	M27X150	10	01405.270.150
M12X50/S=18	100	01405.120.050	M20X110	25	01405.200.110	M27X160	10	01405.270.160
M12X55/S=18	100	01405.120.055	M20X120	25	01405.200.120	M27X180	5	01405.270.180
M12X60/S=18	100	01405.120.060	M20X130	25	01405.200.130	M27X200	5	01405.270.200
M12X65/S=18	50	01405.120.065	M20X140	25	01405.200.140	M27X220	5	01405.270.220
M12X70/S=18	50	01405.120.070	M20X150	25	01405.200.150	M27X230	5	01405.270.230
M12X75/S=18	50	01405.120.075	M20X160	10	01405.200.160	M27X240	5	01405.270.240
M12X80/S=18	50	01405.120.080	M20X170	10	01405.200.170	M27X260	5	01405.270.260
M12X90/S=18	50	01405.120.090	M20X180	10	01405.200.180	M27X280	5	01405.270.280
M12X100/S=18	50	01405.120.100	M20X190	10	01405.200.190	M27X300	5	01405.270.300
M12X110/S=18	50	01405.120.110	M20X200	10	01405.200.200			
M12X120/S=18	50	01405.120.120	M20X220	10	01405.200.220	M30X90	10	01405.300.090
M12X130/S=18	50	01405.120.130	M20X240	10	01405.200.240	M30X100	10	01405.300.100
M12X140/S=18	50	01405.120.140	M20X260	10	01405.200.260	M30X110	10	01405.300.110
M12X150/S=18	50	01405.120.150	M20X280	10	01405.200.280	M30X120	10	01405.300.120
M12X160/S=18	50	01405.120.160	M20X300	10	01405.200.300	M30X130	10	01405.300.130
M12X180/S=18	50	01405.120.180				M30X140	10	01405.300.140
			M24X70	25	01405.240.070	M30X150	10	01405.300.150
M16X55	50	01405.160.055	M24X75	25	01405.240.075	M30X160	10	01405.300.160
M16X60	50	01405.160.060	M24X80	25	01405.240.080	M30X180	5	01405.300.180
M16X65	25	01405.160.065	M24X85	10	01405.240.085			
M16X70	25	01405.160.070	M24X90	10	01405.240.090	M36X110	5	01405.360.110
M16X75	25	01405.160.075	M24X95	10	01405.240.095	M36X120	5	01405.360.120
M16X80	25	01405.160.080	M24X100	10	01405.240.100	M36X130	5	01405.360.130
M16X90	25	01405.160.090	M24X110	10	01405.240.110	M36X140	5	01405.360.140
M16X100	25	01405.160.100	M24X120	10	01405.240.120	M36X150	5	01405.360.150
M16X110	25	01405.160.110	M24X130	10	01405.240.130	M36X160	5	01405.360.160
M16X120	25	01405.160.120	M24X140	10	01405.240.140	M36X180	5	01405.360.180
M16X130	25	01405.160.130	M24X150	10	01405.240.150	M36X200	5	01405.360.200
M16X140	25	01405.160.140	M24X160	10	01405.240.160	M36X220	5	01405.360.220
M16X150	25	01405.160.150						

01405 Sada konstrukčních šestihranných šroubů ←

- Evropské stavby musí být v souladu s nařízením o stavebních výrobcích (CPR) 305/2011, aby byla zajištěna bezpečnost osob a objektů.
- Ve většině případů to znamená aplikaci produktů podle harmonizované evropské normy (hEN-norem).
- Pro nepředepnuté šroubové spoje, to znamená, že by měly být použity spojovací prvky dle ČSN EN 15048-1 pro. \ Ve srovnání s normálnímy šrouby ISO 4014/4017
- (dříve DIN 931/933) a ořechy ISO 4032 (DIN 934), šrouby a matice podle EN 150548 mít doplňující označení “SB” (šroubové spoje) a
- balení obsahuje CE-logo.
- Výrobce musí vlastnit certifikát CE pro výrobu spojovacích prvků podle EN 15048.
- Šrouby a matice jsou baleny společně v jedné zapečetěné krabici.

Sada konstrukčních šestihranných celozávitových šroubů

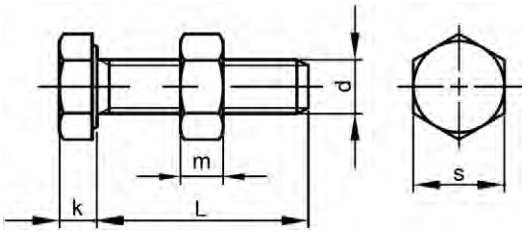

EN **15048**
ISO 4017/4032

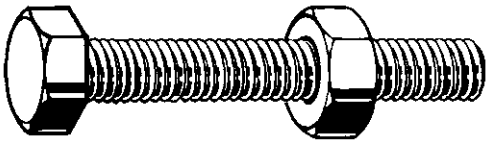

Technické údaje

d	k	m (max.)	P	s
M10	6.4	8.4	1.5	16
M12	7.5	10.8	1.75	18
M16	10	14.8	2	24
M20	12.5	18	2.5	30
M24	15	21.5	3	36
M27	17	23.8	3	41
M30	18.7	25.6	3.5	46
M36	22.5	31	4	55

- Pouze celá balení.

Skupiny produktů

Závit	Typ drážky	Materiál	Třída	Povrchová úprava		Kód	Strana
M	S vnějším šestihranem	Oc	8.8	Zn		01232	1-95
M	S vnějším šestihranem	Oc	8.8	Žzn	ISO metrický	01415	1-96

01232 Sada konstrukčních šestihranných celozávitových šroubů **A96A**

Závit Metrický závit
Materiál Ocel
Třída 8.8
Povrchová úprava Pozinkované

CE

RoHS

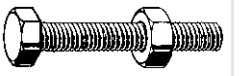

d x L	✉	Kód výrobku	d x L	✉	Kód výrobku	d x L	✉	Kód výrobku
M12X20/S=18	100	01232.120.020	M16X70	25	01232.160.070	M24X70	25	01232.240.070
M12X25/S=18	100	01232.120.025	M16X80	25	01232.160.080	M24X75	25	01232.240.075
M12X30/S=18	100	01232.120.030	M16X90	25	01232.160.090	M24X80	25	01232.240.080
M12X35/S=18	100	01232.120.035	M16X100	25	01232.160.100	M24X90	10	01232.240.090
M12X40/S=18	100	01232.120.040				M24X100	10	01232.240.100
M12X45/S=18	100	01232.120.045	M20X30	25	01232.200.030			
M12X50/S=18	100	01232.120.050	M20X35	25	01232.200.035	M27X50	10	01232.270.050
M12X55/S=18	100	01232.120.055	M20X40	25	01232.200.040	M27X60	10	01232.270.060
M12X60/S=18	100	01232.120.060	M20X45	25	01232.200.045	M27X70	10	01232.270.070
M12X65/S=18	50	01232.120.065	M20X50	25	01232.200.050	M27X80	10	01232.270.080
M12X70/S=18	50	01232.120.070	M20X55	25	01232.200.055			
M12X80/S=18	50	01232.120.080	M20X60	25	01232.200.060	M30X50	10	01232.300.050
M12X100/S=18	50	01232.120.100	M20X65	25	01232.200.065	M30X60	10	01232.300.060
			M20X70	25	01232.200.070	M30X70	10	01232.300.070
M16X20	50	01232.160.020	M20X80	25	01232.200.080	M30X80	10	01232.300.080
M16X25	50	01232.160.025	M20X90	25	01232.200.090	M30X90	10	01232.300.090
M16X30	50	01232.160.030	M20X100	25	01232.200.100	M30X100	10	01232.300.100
M16X35	50	01232.160.035						
M16X40	50	01232.160.040	M24X40	25	01232.240.040	M36X70	5	01232.360.070
M16X45	50	01232.160.045	M24X45	25	01232.240.045	M36X80	5	01232.360.080
M16X50	50	01232.160.050	M24X50	25	01232.240.050	M36X90	5	01232.360.090
M16X55	50	01232.160.055	M24X55	25	01232.240.055	M36X100	5	01232.360.100
M16X60	50	01232.160.060	M24X60	25	01232.240.060			
M16X65	25	01232.160.065	M24X65	25	01232.240.065			

01232 Sada konstrukčních šestihranných celozávitových šroubů

- Evropské stavby musí být v souladu s nařízením o stavebních výrobcích (CPR) 305/2011, aby byla zajištěna bezpečnost osob a objektů.
- Ve většině případů to znamená aplikaci produktů podle harmonizované evropské normy (hEN-norem).
- Pro nepředepnuté šroubové spoje, to znamená, že by měly být použity spojovací prvky dle ČSN EN 15048-1 pro. \ Ve srovnání s normálnímy šrouby ISO 4014/4017
- (dříve DIN 931/933) a ořechy ISO 4032 (DIN 934), šrouby a matice podle EN 150548 mít doplňující označení “SB” (šroubové spoje) a
- balení obsahuje CE-logo.
- Výrobce musí vlastnit certifikát CE pro výrobu spojovacích prvků podle EN 15048.
- Šrouby a matice jsou baleny společně v jedné zapečetěné krabici.

01415 Sada konstrukčních šestihranných celozávitových šroubů A96A

Závit Metrický závit
Materiál Ocel
Třída 8.8
Povrchová úprava Žárový zinek

CE

RoHS

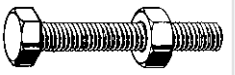

d x L	✉	Kód výrobku	d x L	✉	Kód výrobku	d x L	✉	Kód výrobku
M10X16/S=16	200	01415.100.016	M16X25	50	01415.160.025	M24X50	25	01415.240.050
M10X20/S=16	200	01415.100.020	M16X30	50	01415.160.030	M24X55	25	01415.240.055
M10X25/S=16	200	01415.100.025	M16X35	50	01415.160.035	M24X60	25	01415.240.060
M10X30/S=16	200	01415.100.030	M16X40	50	01415.160.040	M24X65	25	01415.240.065
M10X35/S=16	100	01415.100.035	M16X45	50	01415.160.045	M24X70	25	01415.240.070
M10X40/S=16	100	01415.100.040	M16X50	50	01415.160.050	M24X75	25	01415.240.075
M10X45/S=16	100	01415.100.045	M16X55	50	01415.160.055	M24X80	25	01415.240.080
M10X50/S=16	100	01415.100.050	M16X60	50	01415.160.060	M24X90	10	01415.240.090
M10X55/S=16	100	01415.100.055	M16X65	25	01415.160.065	M24X100	10	01415.240.100
M10X60/S=16	100	01415.100.060	M16X70	25	01415.160.070	M24X110	10	01415.240.110
M10X65/S=16	100	01415.100.065	M16X75	25	01415.160.075	M24X120	10	01415.240.120
M10X70/S=16	100	01415.100.070	M16X80	25	01415.160.080			
M10X75/S=16	100	01415.100.075	M16X90	25	01415.160.090	M27X50	10	01415.270.050
M10X80/S=16	100	01415.100.080	M16X100	25	01415.160.100	M27X60	10	01415.270.060
M10X90/S=16	100	01415.100.090	M16X110	25	01415.160.110	M27X65	10	01415.270.065
M10X100/S=16	100	01415.100.100	M16X120	25	01415.160.120	M27X70	10	01415.270.070
						M27X75	10	01415.270.075
M12X20/S=18	100	01415.120.020	M20X30	25	01415.200.030	M27X80	10	01415.270.080
M12X25/S=18	100	01415.120.025	M20X35	25	01415.200.035	M27X90	10	01415.270.090
M12X30/S=18	100	01415.120.030	M20X40	25	01415.200.040	M27X100	10	01415.270.100
M12X35/S=18	100	01415.120.035	M20X45	25	01415.200.045	M27X110	10	01415.270.110
M12X40/S=18	100	01415.120.040	M20X50	25	01415.200.050	M27X120	10	01415.270.120
M12X45/S=18	100	01415.120.045	M20X55	25	01415.200.055			
M12X50/S=18	100	01415.120.050	M20X60	25	01415.200.060	M30X60	10	01415.300.060
M12X55/S=18	100	01415.120.055	M20X65	25	01415.200.065	M30X65	10	01415.300.065
M12X60/S=18	100	01415.120.060	M20X70	25	01415.200.070	M30X70	10	01415.300.070
M12X65/S=18	50	01415.120.065	M20X75	25	01415.200.075	M30X80	10	01415.300.080
M12X70/S=18	50	01415.120.070	M20X80	25	01415.200.080	M30X90	10	01415.300.090
M12X75/S=18	50	01415.120.075	M20X90	25	01415.200.090	M30X100	10	01415.300.100
M12X80/S=18	50	01415.120.080	M20X100	25	01415.200.100			
M12X90 /S=18	50	01415.120.090	M20X110	25	01415.200.110	M36X80	5	01415.360.080
M12X100/S=18	50	01415.120.100	M20X120	25	01415.200.120	M36X90	5	01415.360.090
M12X110/S=18	50	01415.120.110				M36X100	5	01415.360.100
M12X120/S=18	50	01415.120.120	M24X40	25	01415.240.040			
			M24X45	25	01415.240.045			

- Evropské stavby musí být v souladu s nařízením o stavebních výrobcích (CPR) 305/2011, aby byla zajištěna bezpečnost osob a objektů.
- Ve většině případů to znamená aplikaci produktů podle harmonizované evropské normy (hEN-norem).
- Pro nepředepnuté šroubové spoje, to znamená, že by měly být použity spojovací prvky dle ČSN EN 15048-1 pro. \ Ve srovnání s normálnímy šrouby ISO 4014/4017
- (dříve DIN 931/933) a ořechy ISO 4032 (DIN 934), šrouby a matice podle EN 150548 mít doplňující označení “SB” (šroubové spoje) a
- balení obsahuje CE-logo.
- Výrobce musí vlastnit certifikát CE pro výrobu spojovacích prvků podle EN 15048.
- Šrouby a matice jsou baleny společně v jedné zapečetěné krabici.

Ochranná krytka pro šestihranné svorníky, šrouby a matice

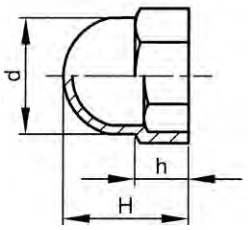

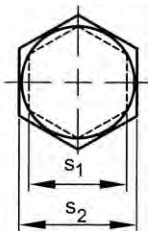

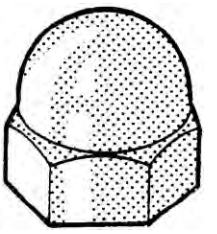

Technické údaje

Pro použití s	d	h	H	s	s_1	s_2
M4	7.6	4.8	8.1	7	6.8	8.6
M5	9.5	6.9	10.8	8	7.8	9.8
M6	11	6.9	13.3	10	9.8	11.6
M7	12	7.4	14.2	11	10.8	12.5
M8	14.3	8	15.3	13	12.8	15
M10	18	10.3	20.5	17	16.7	18.8
M12	20.2	11.5	22	19	18.7	20.8
M14	23.5	13	24.5	22	21.7	24.3
M16	26	15.1	28	24	23.7	26.5
M20	32	18	34	30	29.8	33
M22	34	19	37	32	31.8	35
M24	38	20	41	36	35.8	39.5
M27	43	22	47	41	40.8	44.5
M30	48	24	52	46	45.8	49.5
M33	53	36	57.5	50	49	54
M36	57	38	62.2	55	54.5	58.7

Příklad použití

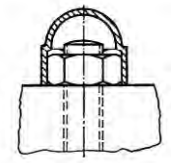

Skupiny produktů

Materiál	Barva	Kód	Strana
Plast PE	Bílá	56660	1-97
Plast PE	Černá	56661	1-98
Plast PE	Šedá	56662	1-98

56660 **Ochranná krytka pro šestihranné svorníky, šrouby a matice** **W02G**

Materiál Plast Polyester
Barva Bílá

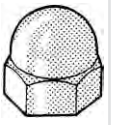

Pro použití s / s	✉	Kód výrobku	Pro použití s / s	✉	Kód výrobku	Pro použití s / s	✉	Kód výrobku
M4/s=7	100	56660.040.001	M12/s=19	50	56660.120.001	M27/s=41	10	56660.270.001
M5/s=8	100	56660.050.001	M14/s=22	50	56660.140.001	M30/s=46	10	56660.300.001
M6/s=10	100	56660.060.001	M16/s=24	50	56660.160.001	M33/s=50	10	56660.330.001
M7/s=11	100	56660.070.001	M20/s=30	25	56660.200.001	M36/s=55	10	56660.360.001
M8/s=13	100	56660.080.001	M22/s=32	25	56660.220.001			
M10/s=17	50	56660.100.001	M24/s=36	25	56660.240.001			

56661 Ochranná krytka pro šestihranné svorníky, šrouby a matice W02G

Materiál Plast Polyester
Barva Černá

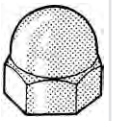

Pro použití s / s	✉	Kód výrobku	Pro použití s / s	✉	Kód výrobku	Pro použití s / s	✉	Kód výrobku
M4/s=7	100	56661.040.001	M10/s=17	50	56661.100.001	M20/s=30	25	56661.200.001
M5/s=8	100	56661.050.001	M12/s=19	50	56661.120.001	M22/s=32	25	56661.220.001
M6/s=10	100	56661.060.001	M14/s=22	50	56661.140.001	M24/s=36	25	56661.240.001
M7/s=11	100	56661.070.001	M16/s=24	50	56661.160.001	M27/s=41	10	56661.270.001
M8/s=13	100	56661.080.001						

56662 Ochranná krytka pro šestihranné svorníky, šrouby a matice W03G

Materiál Plast Polyester
Barva Šedá

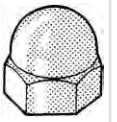

Pro použití s / s	✉	Kód výrobku	Pro použití s / s	✉	Kód výrobku	Pro použití s / s	✉	Kód výrobku
M4/s=7	100	56662.040.001	M8/s=13	100	56662.080.001	M16/s=24	50	56662.160.001
M5/s=8	100	56662.050.001	M10/s=17	50	56662.100.001	M20/s=30	25	56662.200.001
M6/s=10	100	56662.060.001	M12/s=19	50	56662.120.001	M24/s=36	25	56662.240.001
M7/s=11	100	56662.070.001	M14/s=22	50	56662.140.001			

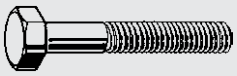
1 Šrouby

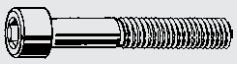
2 Produkty s vnitřním šestihranem

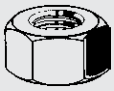
3 Matice, nýtovací matice a závitové vložky

4 Závitové tyče a svorníky

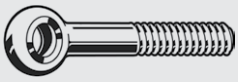
5 Šrouby s okem a hákem

6 Vruty, šrouby

I Seznam

7 Podložky a O-kroužky

8 Kotvy

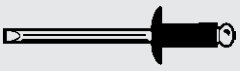
9 Nýty a kolíky

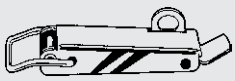
10 Nábytkářský a bezpečnostní materiál

11 Kolekce

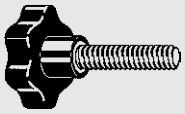
12 Strojní součástky

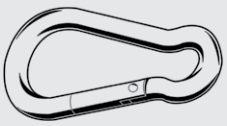
13 Speciální nerezový materiál

T Technické informace

Produkty s vnitřním šestihranem 2

Strana 2-2 DIN 912 Metrický	Strana 2-16 ISO 14579 T-hvězdice Metrický	Strana 2-17 DIN ≈912 S plným závitem, metrický	Strana 2-20 DIN 912 Metrický jemný	Strana 2-21 ASME ≈B18.3 (1960) 1960 série UNC
Strana 2-22 ASME ≈B18.3 (1936) 1936 série UNC	Strana 2-28 ASME ≈B18.3 (1936) 1936 série UNF	Strana 2-32 BS ≈2470 BSW	Strana 2-32 DIN 7984 Nízký válcový, metrický	Strana 2-36 DIN 6912 Nízký válcový s čípkem, metrický
Strana 2-39 ISO 10642 Metrický	Strana 2-44 ISO ≈10642 S T-hvězdicí, metrický	Strana 2-45 ASME ≈B18.3 UNC	Strana 2-48 ASME ≈B18.3 UNF	Strana 2-50 BS ≈2470 BSW
Strana 2-51 ISO 7380-1 Metrický	Strana 2-54 ISO ≈7380-1 S T-hvězdicí, metrický	Strana 2-56 UNC	Strana 2-58 UNF	Strana 2-59 ISO 7380-2 S nákružkem
Strana 2-62 ISO ≈7380-2 S T hvězdicí a nákružkem metrický	Strana 2-63 Samojisticí metrická	Strana 2-64 ISO ≈7379 Tolerance f9, metrický	Strana 2-66 ASME B18.3 UNC	Strana 2-68 ISO ≈7379 Tolerance h8, metrický
Strana 2-69 DIN 916 Důlek, metrický	Strana 2-72 DIN ≈916 Důlek, metrický jemný	Strana 2-73 ASME ≈B18.3 Důlek UNC	Strana 2-75 ASME ≈B18.3 Důlek UNF	Strana 2-76 DIN ≈916 Důlek, drážkovaný, metrický
Strana 2-77 ASME ≈B18.3 Důlek, drážkovaný, UNF	Strana 2-78 ASME ≈B18.3 Důlek, drážkovaný, UNF	Strana 2-78 DIN 913 Plochý konec, metrický	Strana 2-81 DIN ≈913 Plochý konec, metrický jemný	Strana 2-82 ASME ≈B18.3 Plochý konec UNC
Strana 2-83 DIN 914 Kuželový konec, metrický	Strana 2-85 ASME ≈B18.3 Kuželová konec UNC	Strana 2-86 DIN 915 Čípek Metrický	Strana 2-88 ASME ≈B18.3 Čípek UNC	Strana 2-89 S nylonovým čípkem, metrický
Strana 2-90 BS ≈2470 Důlek BSW	Strana 2-90 ASME ≈B18.3 Důlek UNC	Strana 2-91 Plastový	Strana 2-92 DIN 906 Metrický jemný	Strana 2-93 DIN 906 Nemetrický
Strana 2-94 DIN 908 S nákružkem metrický jemný	Strana 2-95 DIN 908 S nákružkem Nemetrický	Strana 2-96 DIN 910 S nákružkem metrický jemný	Strana 2-97 DIN 910 S nákružkem Nemetrický	

Šroub s vnitřním šestihranem

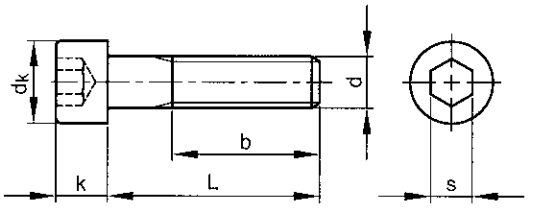

DIN	**912**
ISO	4762
NEN	1241
ASME	B18.3.1M
NF	E25-125
BS	4168-1

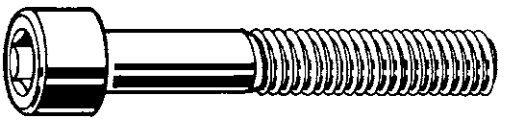

Technické údaje

d	b	d_k (max.)	k (max.)	P	Plný závit L ≤	s
M1.6	15	3	1.6	0.35	16	1.5
M2	16	3.8	2	0.4	20	1.5
M2.5	17	4.5	2.5	0.45	25	2
M3	18	5.5	3	0.5	20	2.5
M4	20	7	4	0.7	25	3
M5	22	8.5	5	0.8	25	4
M6	24	10	6	1	30	5
M8	28	13	8	1.25	35	6
M10	32	16	10	1.5	40	8
M12	36	18	12	1.75	50	10
M14	40	21	14	2	55	12
M16	44	24	16	2	60	14
M18	48	27	18	2.5	65	14
M20	52	30	20	2.5	75	17
M22	56	33	22	2.5	70	17
M24	60	36	24	3	85	19
M27	66	40	27	3	90	19
M30	72	45	30	3.5	100	22
M33	78	50	33	3.5	100	24
M36	84	54	36	4	110	27
M39 (≠DIN)	90	58	39	4	120	27
M42	96	63	42	4.5	130	32
M48	108	72	48	5	150	36

Skupiny produktů

Závit	Typ drážky	Materiál	Třída	Povrchová úprava	Kód	Strana
M	S vnitřním šestihranem	Oc	8.8		07060	2-2
M	S vnitřním šestihranem	Oc	8.8	Zn	07160	2-4
M	S vnitřním šestihranem	Oc	8.8	Zn žl	07170	2-5
M	S vnitřním šestihranem	Oc	8.8	FLZNNC-NC6	07065	2-6
M	S vnitřním šestihranem	Oc	10.9		07015	2-6
M	S vnitřním šestihranem	Oc	12.9		07000	2-7
M	S vnitřním šestihranem	Oc	12.9	FLZNNC-NC6	07025	2-9
M	S vnitřním šestihranem	NO A2	70		51050	2-10
M	S vnitřním šestihranem	NO A4	70		55050	2-12
M	S vnitřním šestihranem	NO A4	80		53570	2-14
M	S vnitřním šestihranem	Al P60			45205	2-15

07060 **Šroub s vnitřním šestihranem** **D02A**

Závit	Metrický závit
Materiál	Ocel
Třída	8.8

RoHS

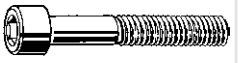

d x L	✉	Kód výrobku	d x L	✉	Kód výrobku	d x L	✉	Kód výrobku
M3X4	200	07060.030.004				M4X40	200	07060.040.040
M3X5	200	07060.030.005	M4X6	200	07060.040.006	M4X45	200	07060.040.045
M3X6	200	07060.030.006	M4X8	200	07060.040.008	M4X50	200	07060.040.050
M3X8	200	07060.030.008	M4X10	200	07060.040.010	M4X60	200	07060.040.060
M3X10	200	07060.030.010	M4X12	200	07060.040.012	M4X65	200	07060.040.065
M3X12	200	07060.030.012	M4X16	200	07060.040.016	M4X70	200	07060.040.070
M3X16	200	07060.030.016	M4X18	200	07060.040.018			
M3X20	200	07060.030.020	M4X20	200	07060.040.020	M5X6	200	07060.050.006
M3X25	200	07060.030.025	M4X25	200	07060.040.025	M5X8	200	07060.050.008
M3X30	500	07060.030.030	M4X30	200	07060.040.030	M5X10	200	07060.050.010
M3X40	200	07060.030.040	M4X35	200	07060.040.035	M5X12	200	07060.050.012

07060 Šroub s vnitřním šestihranem

d x L	✉	Kód výrobku
M5X14	200	07060.050.014
M5X16	200	07060.050.016
M5X18	200	07060.050.018
M5X20	200	07060.050.020
M5X25	200	07060.050.025
M5X30	200	07060.050.030
M5X35	200	07060.050.035
M5X40	200	07060.050.040
M5X45	200	07060.050.045
M5X50	200	07060.050.050
M5X55	200	07060.050.055
M5X60	200	07060.050.060
M5X70	200	07060.050.070
M5X75	200	07060.050.075
M5X80	200	07060.050.080
M5X90	200	07060.050.090
M5X100	200	07060.050.100
M5X110	100	07060.050.110
M5X120	100	07060.050.120
M5X140	100	07060.050.140
M6X8	200	07060.060.008
M6X10	200	07060.060.010
M6X12	200	07060.060.012
M6X14	200	07060.060.014
M6X16	200	07060.060.016
M6X18	200	07060.060.018
M6X20	200	07060.060.020
M6X22	200	07060.060.022
M6X25	200	07060.060.025
M6X30	200	07060.060.030
M6X35	200	07060.060.035
M6X40	200	07060.060.040
M6X45	200	07060.060.045
M6X50	200	07060.060.050
M6X55	200	07060.060.055
M6X60	200	07060.060.060
M6X65	200	07060.060.065
M6X70	200	07060.060.070
M6X75	200	07060.060.075
M6X80	200	07060.060.080
M6X90	100	07060.060.090
M6X100	100	07060.060.100
M6X110	100	07060.060.110
M6X120	100	07060.060.120
M6X130	100	07060.060.130
M6X140	100	07060.060.140
M6X150	100	07060.060.150
M6X160	100	07060.060.160
M6X180	100	07060.060.180
M8X10	200	07060.080.010
M8X12	200	07060.080.012
M8X16	200	07060.080.016
M8X18	200	07060.080.018
M8X20	200	07060.080.020
M8X22	200	07060.080.022
M8X25	200	07060.080.025
M8X30	200	07060.080.030
M8X35	200	07060.080.035
M8X40	200	07060.080.040
M8X45	200	07060.080.045
M8X50	200	07060.080.050
M8X55	200	07060.080.055
M8X60	200	07060.080.060
M8X70	200	07060.080.070
M8X75	200	07060.080.075
M8X80	200	07060.080.080
M8X90	100	07060.080.090
M8X100	100	07060.080.100
M8X110	100	07060.080.110
M8X120	100	07060.080.120
M8X130	50	07060.080.130
M8X140	50	07060.080.140
M8X150	50	07060.080.150
M8X160	50	07060.080.160
M8X180	50	07060.080.180
M8X200	50	07060.080.200
M10X12	200	07060.100.012
M10X16	200	07060.100.016
M10X20	200	07060.100.020

d x L	✉	Kód výrobku
M10X22	200	07060.100.022
M10X25	200	07060.100.025
M10X30	200	07060.100.030
M10X35	100	07060.100.035
M10X40	100	07060.100.040
M10X45	100	07060.100.045
M10X50	100	07060.100.050
M10X55	100	07060.100.055
M10X60	100	07060.100.060
M10X65	100	07060.100.065
M10X70	100	07060.100.070
M10X75	100	07060.100.075
M10X80	100	07060.100.080
M10X90	100	07060.100.090
M10X100	50	07060.100.100
M10X110	50	07060.100.110
M10X120	50	07060.100.120
M10X130	50	07060.100.130
M10X140	50	07060.100.140
M10X150	25	07060.100.150
M10X160	25	07060.100.160
M10X170	25	07060.100.170
M10X180	25	07060.100.180
M10X200	25	07060.100.200
M10X220	25	07060.100.220
M12X16	100	07060.120.016
M12X20	100	07060.120.020
M12X25	100	07060.120.025
M12X30	100	07060.120.030
M12X35	100	07060.120.035
M12X40	100	07060.120.040
M12X45	100	07060.120.045
M12X50	100	07060.120.050
M12X55	100	07060.120.055
M12X60	100	07060.120.060
M12X65	50	07060.120.065
M12X70	50	07060.120.070
M12X75	50	07060.120.075
M12X80	50	07060.120.080
M12X90	50	07060.120.090
M12X100	50	07060.120.100
M12X110	50	07060.120.110
M12X120	25	07060.120.120
M12X130	25	07060.120.130
M12X140	25	07060.120.140
M12X150	25	07060.120.150
M12X160	25	07060.120.160
M12X180	25	07060.120.180
M12X200	25	07060.120.200
M12X220	25	07060.120.220
M12X240	25	07060.120.240
M12X260	25	07060.120.260
M12X280	25	07060.120.280
M12X300	25	07060.120.300
M14X20	100	07060.140.020
M14X25	100	07060.140.025
M14X30	100	07060.140.030
M14X35	100	07060.140.035
M14X40	100	07060.140.040
M14X45	50	07060.140.045
M14X50	50	07060.140.050
M14X55	50	07060.140.055
M14X60	50	07060.140.060
M14X70	50	07060.140.070
M14X75	50	07060.140.075
M14X80	50	07060.140.080
M14X90	50	07060.140.090
M14X100	50	07060.140.100
M14X110	50	07060.140.110
M14X120	25	07060.140.120
M14X130	25	07060.140.130
M14X140	25	07060.140.140
M14X150	25	07060.140.150
M14X160	25	07060.140.160
M14X180	25	07060.140.180
M14X190	25	07060.140.190
M14X200	25	07060.140.200
M16X20	100	07060.160.020
M16X25	100	07060.160.025

d x L	✉	Kód výrobku
M16X30	50	07060.160.030
M16X35	50	07060.160.035
M16X40	50	07060.160.040
M16X45	50	07060.160.045
M16X50	50	07060.160.050
M16X55	50	07060.160.055
M16X60	50	07060.160.060
M16X65	50	07060.160.065
M16X70	25	07060.160.070
M16X75	25	07060.160.075
M16X80	25	07060.160.080
M16X85	25	07060.160.085
M16X90	25	07060.160.090
M16X100	25	07060.160.100
M16X110	25	07060.160.110
M16X120	25	07060.160.120
M16X130	25	07060.160.130
M16X140	25	07060.160.140
M16X150	25	07060.160.150
M16X160	25	07060.160.160
M16X180	10	07060.160.180
M16X200	10	07060.160.200
M16X220	10	07060.160.220
M16X240	10	07060.160.240
M16X260	10	07060.160.260
M16X300	10	07060.160.300
M18X35	25	07060.180.035
M18X40	25	07060.180.040
M18X45	25	07060.180.045
M18X50	25	07060.180.050
M18X55	25	07060.180.055
M18X60	25	07060.180.060
M18X70	25	07060.180.070
M18X80	25	07060.180.080
M18X90	25	07060.180.090
M18X100	25	07060.180.100
M18X110	10	07060.180.110
M18X120	10	07060.180.120
M18X140	10	07060.180.140
M18X160	10	07060.180.160
M18X180	10	07060.180.180
M18X200	10	07060.180.200
M20X30	50	07060.200.030
M20X35	25	07060.200.035
M20X40	25	07060.200.040
M20X45	25	07060.200.045
M20X50	25	07060.200.050
M20X55	25	07060.200.055
M20X60	25	07060.200.060
M20X65	25	07060.200.065
M20X70	25	07060.200.070
M20X75	25	07060.200.075
M20X80	25	07060.200.080
M20X90	25	07060.200.090
M20X100	25	07060.200.100
M20X110	25	07060.200.110
M20X120	25	07060.200.120
M20X130	25	07060.200.130
M20X140	25	07060.200.140
M20X150	25	07060.200.150
M20X160	10	07060.200.160
M20X180	10	07060.200.180
M20X190	10	07060.200.190
M20X200	10	07060.200.200
M20X220	10	07060.200.220
M20X240	10	07060.200.240
M20X250	10	07060.200.250
M20X260	10	07060.200.260
M20X270	10	07060.200.270
M20X280	10	07060.200.280
M20X300	10	07060.200.300
M20X310	10	07060.200.310
M22X50	10	07060.220.050
M22X60	10	07060.220.060
M22X70	10	07060.220.070
M22X80	10	07060.220.080
M22X90	10	07060.220.090
M22X100	10	07060.220.100
M22X110	10	07060.220.110

07060 Šroub s vnitřním šestihranem

d x L	✉	Kód výrobku
M22X120	10	07060.220.120
M22X130	10	07060.220.130
M22X140	10	07060.220.140
M22X150	10	07060.220.150
M22X160	10	07060.220.160
M22X180	5	07060.220.180
M22X200	5	07060.220.200
M24X40	10	07060.240.040
M24X45	10	07060.240.045
M24X50	10	07060.240.050
M24X55	10	07060.240.055
M24X60	10	07060.240.060
M24X65	10	07060.240.065
M24X70	10	07060.240.070
M24X75	5	07060.240.075
M24X80	10	07060.240.080
M24X90	10	07060.240.090
M24X100	10	07060.240.100
M24X110	10	07060.240.110
M24X120	5	07060.240.120
M24X130	5	07060.240.130
M24X140	5	07060.240.140
M24X150	5	07060.240.150
M24X160	5	07060.240.160
M24X180	5	07060.240.180
M24X190	5	07060.240.190
M24X200	5	07060.240.200
M24X220	5	07060.240.220
M24X240	5	07060.240.240
M24X260	5	07060.240.260
M24X280	5	07060.240.280
M24X300	5	07060.240.300
M24X320	5	07060.240.320

d x L	✉	Kód výrobku
M27X60	10	07060.270.060
M27X70	10	07060.270.070
M27X80	10	07060.270.080
M27X90	10	07060.270.090
M27X100	10	07060.270.100
M27X120	10	07060.270.120
M27X130	10	07060.270.130
M27X140	10	07060.270.140
M27X160	10	07060.270.160
M27X180	10	07060.270.180
M27X200	10	07060.270.200
M30X60	5	07060.300.060
M30X70	5	07060.300.070
M30X80	5	07060.300.080
M30X90	2	07060.300.090
M30X100	2	07060.300.100
M30X110	2	07060.300.110
M30X120	2	07060.300.120
M30X130	2	07060.300.130
M30X140	2	07060.300.140
M30X150	2	07060.300.150
M30X160	2	07060.300.160
M30X170	2	07060.300.170
M30X180	2	07060.300.180
M30X190	2	07060.300.190
M30X200	2	07060.300.200
M30X220	2	07060.300.220
M30X240	2	07060.300.240
M30X260	2	07060.300.260
M30X280	2	07060.300.280
M30X300	2	07060.300.300

d x L	✉	Kód výrobku
M33X70	2	07060.330.070
M33X80	2	07060.330.080
M33X90	2	07060.330.090
M33X100	2	07060.330.100
M33X120	2	07060.330.120
M33X130	2	07060.330.130
M33X140	2	07060.330.140
M33X160	2	07060.330.160
M33X180	2	07060.330.180
M33X200	2	07060.330.200
M36X60	1	07060.360.060
M36X80	1	07060.360.080
M36X100	1	07060.360.100
M36X110	1	07060.360.110
M36X120	1	07060.360.120
M36X140	1	07060.360.140
M36X160	1	07060.360.160
M36X180	1	07060.360.180
M36X200	1	07060.360.200
M36X220	1	07060.360.220
M36X240	1	07060.360.240
M36X260	1	07060.360.260
M36X280	1	07060.360.280
M36X300	1	07060.360.300
M42X100	1	07060.420.100
M42X120	1	07060.420.120
M42X140	1	07060.420.140
M42X160	1	07060.420.160
M42X180	1	07060.420.180
M42X200	1	07060.420.200
M42X240	1	07060.420.240
M42X280	1	07060.420.280

07160 Šroub s vnitřním šestihranem D02A

Závit Metrický závit
Materiál Ocel
Třída 8.8
Povrchová úprava Pozinkované

RoHS

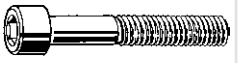

d x L	✉	Kód výrobku
M3X5	200	07160.030.005
M3X6	200	07160.030.006
M3X8	200	07160.030.008
M3X10	200	07160.030.010
M3X12	200	07160.030.012
M3X16	200	07160.030.016
M3X18	200	07160.030.018
M3X20	200	07160.030.020
M3X25	200	07160.030.025
M3X30	200	07160.030.030
M3X35	200	07160.030.035
M3X40	200	07160.030.040
M4X6	200	07160.040.006
M4X8	200	07160.040.008
M4X10	200	07160.040.010
M4X12	200	07160.040.012
M4X16	200	07160.040.016
M4X18	200	07160.040.018
M4X20	200	07160.040.020
M4X25	200	07160.040.025
M4X30	200	07160.040.030
M4X35	200	07160.040.035
M4X40	200	07160.040.040
M4X45	200	07160.040.045
M4X50	200	07160.040.050
M4X60	200	07160.040.060
M4X70	200	07160.040.070
M5X6	200	07160.050.006
M5X8	200	07160.050.008
M5X10	200	07160.050.010
M5X12	200	07160.050.012
M5X16	200	07160.050.016
M5X18	200	07160.050.018
M5X20	200	07160.050.020

d x L	✉	Kód výrobku
M5X25	200	07160.050.025
M5X30	200	07160.050.030
M5X35	200	07160.050.035
M5X40	200	07160.050.040
M5X45	200	07160.050.045
M5X50	200	07160.050.050
M5X55	200	07160.050.055
M5X60	200	07160.050.060
M5X70	200	07160.050.070
M5X80	200	07160.050.080
M5X90	200	07160.050.090
M5X100	200	07160.050.100
M5X120	100	07160.050.120
M6X6	100	07160.060.006
M6X8	200	07160.060.008
M6X10	200	07160.060.010
M6X12	200	07160.060.012
M6X16	200	07160.060.016
M6X18	200	07160.060.018
M6X20	200	07160.060.020
M6X22	200	07160.060.022
M6X25	200	07160.060.025
M6X30	200	07160.060.030
M6X35	200	07160.060.035
M6X40	200	07160.060.040
M6X45	200	07160.060.045
M6X50	200	07160.060.050
M6X55	200	07160.060.055
M6X60	200	07160.060.060
M6X65	200	07160.060.065
M6X70	200	07160.060.070
M6X75	200	07160.060.075
M6X80	200	07160.060.080
M6X90	100	07160.060.090
M6X100	100	07160.060.100

d x L	✉	Kód výrobku
M6X110	100	07160.060.110
M6X120	100	07160.060.120
M8X10	200	07160.080.010
M8X12	200	07160.080.012
M8X14	200	07160.080.014
M8X16	200	07160.080.016
M8X18	200	07160.080.018
M8X20	200	07160.080.020
M8X22	200	07160.080.022
M8X25	200	07160.080.025
M8X30	200	07160.080.030
M8X35	200	07160.080.035
M8X40	200	07160.080.040
M8X45	200	07160.080.045
M8X50	200	07160.080.050
M8X55	200	07160.080.055
M8X60	200	07160.080.060
M8X65	200	07160.080.065
M8X70	200	07160.080.070
M8X75	200	07160.080.075
M8X80	200	07160.080.080
M8X85	100	07160.080.085
M8X90	100	07160.080.090
M8X100	100	07160.080.100
M8X110	100	07160.080.110
M8X120	100	07160.080.120
M8X130	50	07160.080.130
M8X140	50	07160.080.140
M8X160	50	07160.080.160
M10X12	200	07160.100.012
M10X16	200	07160.100.016
M10X20	200	07160.100.020
M10X25	200	07160.100.025
M10X30	200	07160.100.030

07160 Šroub s vnitřním šestihranem

d x L	✉	Kód výrobku
M10X35	100	07160.100.035
M10X40	100	07160.100.040
M10X45	100	07160.100.045
M10X50	100	07160.100.050
M10X55	100	07160.100.055
M10X60	100	07160.100.060
M10X65	100	07160.100.065
M10X70	100	07160.100.070
M10X75	100	07160.100.075
M10X80	100	07160.100.080
M10X85	100	07160.100.085
M10X90	100	07160.100.090
M10X100	50	07160.100.100
M10X110	50	07160.100.110
M10X120	50	07160.100.120
M10X130	50	07160.100.130
M10X140	50	07160.100.140
M10X160	25	07160.100.160
M10X180	25	07160.100.180
M12X16	100	07160.120.016
M12X20	100	07160.120.020
M12X25	100	07160.120.025
M12X30	100	07160.120.030
M12X35	100	07160.120.035
M12X40	100	07160.120.040
M12X45	100	07160.120.045
M12X50	100	07160.120.050
M12X55	100	07160.120.055
M12X60	100	07160.120.060
M12X65	50	07160.120.065
M12X70	50	07160.120.070
M12X75	50	07160.120.075
M12X80	50	07160.120.080
M12X85	50	07160.120.085
M12X90	50	07160.120.090
M12X100	50	07160.120.100
M12X110	50	07160.120.110
M12X120	25	07160.120.120
M12X130	25	07160.120.130
M12X140	25	07160.120.140
M12X150	25	07160.120.150
M12X160	25	07160.120.160
M12X180	25	07160.120.180
M14X30	100	07160.140.030
M14X35	100	07160.140.035
M14X40	100	07160.140.040
M14X45	50	07160.140.045
M14X50	50	07160.140.050

d x L	✉	Kód výrobku
M14X55	50	07160.140.055
M14X60	50	07160.140.060
M14X65	50	07160.140.065
M14X70	50	07160.140.070
M14X80	50	07160.140.080
M14X90	50	07160.140.090
M14X100	50	07160.140.100
M14X110	50	07160.140.110
M14X120	25	07160.140.120
M14X180	25	07160.140.180
M16X20	50	07160.160.020
M16X25	50	07160.160.025
M16X30	50	07160.160.030
M16X35	50	07160.160.035
M16X40	50	07160.160.040
M16X45	50	07160.160.045
M16X50	50	07160.160.050
M16X55	50	07160.160.055
M16X60	50	07160.160.060
M16X65	50	07160.160.065
M16X70	25	07160.160.070
M16X80	25	07160.160.080
M16X90	25	07160.160.090
M16X100	25	07160.160.100
M16X110	25	07160.160.110
M16X120	25	07160.160.120
M16X130	25	07160.160.130
M16X140	25	07160.160.140
M16X150	50	07160.160.150
M16X160	25	07160.160.160
M16X180	10	07160.160.180
M16X200	10	07160.160.200
M18X40	25	07160.180.040
M18X50	25	07160.180.050
M18X60	25	07160.180.060
M18X80	25	07160.180.080
M18X100	25	07160.180.100
M18X120	10	07160.180.120
M20X30	25	07160.200.030
M20X40	25	07160.200.040
M20X45	25	07160.200.045
M20X50	25	07160.200.050
M20X55	25	07160.200.055
M20X60	25	07160.200.060
M20X65	25	07160.200.065
M20X70	25	07160.200.070
M20X80	25	07160.200.080

d x L	✉	Kód výrobku
M20X90	25	07160.200.090
M20X100	25	07160.200.100
M20X110	25	07160.200.110
M20X120	25	07160.200.120
M20X130	25	07160.200.130
M20X140	25	07160.200.140
M20X160	10	07160.200.160
M20X180	10	07160.200.180
M20X200	10	07160.200.200
M22X50	10	07160.220.050
M22X60	10	07160.220.060
M22X70	10	07160.220.070
M22X80	10	07160.220.080
M22X100	10	07160.220.100
M24X40	10	07160.240.040
M24X50	10	07160.240.050
M24X60	10	07160.240.060
M24X65	10	07160.240.065
M24X70	10	07160.240.070
M24X75	10	07160.240.075
M24X80	10	07160.240.080
M24X90	10	07160.240.090
M24X100	10	07160.240.100
M24X110	10	07160.240.110
M24X120	5	07160.240.120
M24X140	5	07160.240.140
M24X160	5	07160.240.160
M24X180	5	07160.240.180
M24X200	5	07160.240.200
M27X60	10	07160.270.060
M27X80	10	07160.270.080
M27X100	10	07160.270.100
M30X80	5	07160.300.080
M30X100	2	07160.300.100
M30X120	2	07160.300.120
M30X140	2	07160.300.140
M30X160	2	07160.300.160
M30X180	2	07160.300.180
M30X200	1	07160.300.200
M36X100	1	07160.360.100
M36X120	1	07160.360.120
M36X160	1	07160.360.160
M36X200	1	07160.360.200
M36X240	1	07160.360.240

07170 Šroub s vnitřním šestihranem D02A

Závit Metrický závit
Materiál Ocel
Třída 8.8
Povrchová úprava Pozinkované žlutě pasivované

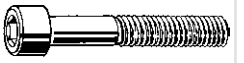

d x L	✉	Kód výrobku
M4X6	200	07170.040.006
M4X8	200	07170.040.008
M4X10	200	07170.040.010
M4X12	200	07170.040.012
M4X16	200	07170.040.016
M4X20	200	07170.040.020
M4X25	200	07170.040.025
M4X30	200	07170.040.030
M4X35	200	07170.040.035
M4X40	200	07170.040.040
M5X10	200	07170.050.010
M5X12	200	07170.050.012
M5X16	200	07170.050.016
M5X20	200	07170.050.020
M5X25	200	07170.050.025
M5X30	200	07170.050.030
M5X35	200	07170.050.035
M5X40	200	07170.050.040
M5X45	200	07170.050.045

d x L	✉	Kód výrobku
M5X50	200	07170.050.050
M6X10	200	07170.060.010
M6X12	200	07170.060.012
M6X16	200	07170.060.016
M6X20	200	07170.060.020
M6X25	200	07170.060.025
M6X30	200	07170.060.030
M6X35	200	07170.060.035
M6X40	200	07170.060.040
M6X45	200	07170.060.045
M6X50	200	07170.060.050
M6X60	200	07170.060.060
M6X70	200	07170.060.070
M6X80	200	07170.060.080
M8X16	200	07170.080.016
M8X20	200	07170.080.020
M8X25	200	07170.080.025
M8X30	200	07170.080.030

d x L	✉	Kód výrobku
M8X35	200	07170.080.035
M8X40	200	07170.080.040
M8X45	200	07170.080.045
M8X50	200	07170.080.050
M8X55	200	07170.080.055
M8X60	200	07170.080.060
M8X70	200	07170.080.070
M8X80	200	07170.080.080
M8X90	50	07170.080.090
M8X100	200	07170.080.100
M10X16	200	07170.100.016
M10X20	200	07170.100.020
M10X25	200	07170.100.025
M10X30	200	07170.100.030
M10X35	100	07170.100.035
M10X40	100	07170.100.040
M10X45	100	07170.100.045
M10X50	100	07170.100.050
M10X60	100	07170.100.060

07170 Šroub s vnitřním šestihranem

d x L	✉	Kód výrobku	d x L	✉	Kód výrobku	d x L	✉	Kód výrobku
M10X70	100	07170.100.070	M12X25	100	07170.120.025	M12X60	100	07170.120.060
M10X80	100	07170.100.080	M12X30	100	07170.120.030	M12X70	50	07170.120.070
M10X100	50	07170.100.100	M12X35	100	07170.120.035	M12X80	50	07170.120.080
			M12X40	100	07170.120.040	M12X100	50	07170.120.100
M12X20	100	07170.120.020	M12X50	100	07170.120.050	M12X120	25	07170.120.120

07065 Šroub s vnitřním šestihranem A96A

Závit Metrický závit
Materiál Ocel
Třída 8.8
Povrchová úprava Zinko-hliníkový povlak bez Cr^{6+}- ISO 10683 flZnnc

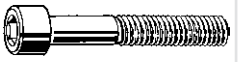

d x L	✉	Kód výrobku	d x L	✉	Kód výrobku	d x L	✉	Kód výrobku
M3X10	200	07065.030.010	M6X20	200	07065.060.020	M10X35	100	07065.100.035
M3X12	200	07065.030.012	M6X25	200	07065.060.025	M10X40	100	07065.100.040
M3X16	200	07065.030.016	M6X30	200	07065.060.030	M10X45	100	07065.100.045
M3X20	200	07065.030.020	M6X35	200	07065.060.035	M10X50	100	07065.100.050
			M6X40	200	07065.060.040	M10X55	100	07065.100.055
M4X8	200	07065.040.008	M6X45	200	07065.060.045	M10X60	100	07065.100.060
M4X10	200	07065.040.010	M6X50	200	07065.060.050	M10X70	100	07065.100.070
M4X12	200	07065.040.012	M6X55	200	07065.060.055	M10X80	100	07065.100.080
M4X16	200	07065.040.016	M6X60	200	07065.060.060	M10X90	100	07065.100.090
M4X20	200	07065.040.020	M6X65	200	07065.060.065			
M4X25	200	07065.040.025	M6X70	200	07065.060.070	M12X20	100	07065.120.020
M4X30	200	07065.040.030	M6X80	200	07065.060.080	M12X25	100	07065.120.025
M4X40	200	07065.040.040	M6X90	100	07065.060.090	M12X30	100	07065.120.030
M4X50	200	07065.040.050				M12X35	100	07065.120.035
			M8X10	200	07065.080.010	M12X40	100	07065.120.040
M5X10	200	07065.050.010	M8X12	200	07065.080.012	M12X45	100	07065.120.045
M5X12	200	07065.050.012	M8X16	200	07065.080.016	M12X50	100	07065.120.050
M5X16	200	07065.050.016	M8X20	200	07065.080.020	M12X55	100	07065.120.055
M5X20	200	07065.050.020	M8X25	200	07065.080.025	M12X60	100	07065.120.060
M5X25	200	07065.050.025	M8X30	200	07065.080.030	M12X65	50	07065.120.065
M5X30	200	07065.050.030	M8X35	200	07065.080.035	M12X70	50	07065.120.070
M5X40	200	07065.050.040	M8X40	200	07065.080.040	M12X80	50	07065.120.080
M5X45	200	07065.050.045	M8X45	200	07065.080.045	M12X90	50	07065.120.090
M5X50	200	07065.050.050	M8X50	200	07065.080.050	M12X100	50	07065.120.100
M5X55	200	07065.050.055	M8X60	200	07065.080.060			
M5X60	200	07065.050.060	M8X70	200	07065.080.070	M16X40	50	07065.160.040
M5X70	200	07065.050.070	M8X80	200	07065.080.080	M16X50	50	07065.160.050
M5X80	200	07065.050.080	M8X90	100	07065.080.090	M16X60	50	07065.160.060
M5X90	200	07065.050.090				M16X70	25	07065.160.070
			M10X20	200	07065.100.020	M16X80	25	07065.160.080
M6X10	200	07065.060.010	M10X25	200	07065.100.025	M16X90	25	07065.160.090
M6X12	200	07065.060.012	M10X30	200	07065.100.030	M16X100	25	07065.160.100
M6X16	200	07065.060.016						

- Povrchová úprava ISO 10683 zinko-hliníkový povlak eliminuje možnost poškození způsobené vodíkovou křehkostí.

07015 Šroub s vnitřním šestihranem D03A

Závit Metrický závit
Materiál Ocel
Třída 10.9

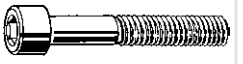

d x L	✉	Kód výrobku	d x L	✉	Kód výrobku	d x L	✉	Kód výrobku
M5X10	500	07015.050.010	M6X35	200	07015.060.035	M8X60	200	07015.080.060
M5X12	500	07015.050.012	M6X40	200	07015.060.040	M8X70	200	07015.080.070
M5X16	500	07015.050.016	M6X45	200	07015.060.045	M8X80	100	07015.080.080
M5X20	500	07015.050.020	M6X50	200	07015.060.050	M8X90	100	07015.080.090
M5X25	500	07015.050.025	M6X60	200	07015.060.060	M8X100	100	07015.080.100
M5X30	500	07015.050.030	M6X70	200	07015.060.070			
M5X35	200	07015.050.035	M6X80	100	07015.060.080	M10X20	200	07015.100.020
M5X40	200	07015.050.040	M6X90	100	07015.060.090	M10X25	200	07015.100.025
M5X45	200	07015.050.045	M6X140	50	07015.060.140	M10X30	200	07015.100.030
M5X50	200	07015.050.050				M10X35	100	07015.100.035
M5X60	200	07015.050.060	M8X16	200	07015.080.016	M10X40	100	07015.100.040
			M8X20	200	07015.080.020	M10X45	100	07015.100.045
M6X10	500	07015.060.010	M8X25	200	07015.080.025	M10X50	100	07015.100.050
M6X12	500	07015.060.012	M8X30	200	07015.080.030	M10X60	100	07015.100.060
M6X16	500	07015.060.016	M8X35	200	07015.080.035	M10X65	100	07015.100.065
M6X20	500	07015.060.020	M8X40	200	07015.080.040	M10X70	100	07015.100.070
M6X25	500	07015.060.025	M8X45	200	07015.080.045	M10X80	100	07015.100.080
M6X30	500	07015.060.030	M8X50	200	07015.080.050	M10X85	100	07015.100.085

07015 Šroub s vnitřním šestihranem

d x L	✉	Kód výrobku
M10X90	50	07015.100.090
M10X100	50	07015.100.100
M10X120	50	07015.100.120
M10X130	50	07015.100.130
M12X25	100	07015.120.025
M12X30	100	07015.120.030
M12X35	100	07015.120.035
M12X40	100	07015.120.040
M12X50	100	07015.120.050
M12X55	100	07015.120.055
M12X60	100	07015.120.060
M12X65	50	07015.120.065
M12X70	50	07015.120.070
M12X80	50	07015.120.080
M12X90	50	07015.120.090
M12X100	50	07015.120.100
M12X110	50	07015.120.110
M12X120	50	07015.120.120

d x L	✉	Kód výrobku
M16X30	50	07015.160.030
M16X40	50	07015.160.040
M16X50	50	07015.160.050
M16X60	50	07015.160.060
M16X70	25	07015.160.070
M16X80	25	07015.160.080
M16X90	25	07015.160.090
M16X100	25	07015.160.100
M16X120	25	07015.160.120
M16X130	25	07015.160.130
M16X160	25	07015.160.160
M20X40	25	07015.200.040
M20X50	25	07015.200.050
M20X60	25	07015.200.060
M20X70	25	07015.200.070
M20X80	25	07015.200.080
M20X90	25	07015.200.090

d x L	✉	Kód výrobku
M20X100	25	07015.200.100
M20X120	25	07015.200.120
M20X130	25	07015.200.130
M20X140	25	07015.200.140
M20X190	10	07015.200.190
M20X230	5	07015.200.230
M24X50	10	07015.240.050
M24X60	10	07015.240.060
M24X70	10	07015.240.070
M24X80	10	07015.240.080
M24X90	10	07015.240.090
M24X100	10	07015.240.100
M24X120	5	07015.240.120
M27X90	10	07015.270.090
M27X130	5	07015.270.130

- UPOZORNĚNÍ: Elektrolytické pokovení těchto produktů může způsobit vodíkovou křehkost.

07000 Šroub s vnitřním šestihranem D01A

Závit Metrický závit
Materiál Ocel
Třída 12.9

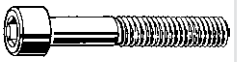

d x L	✉	Kód výrobku
M1,6X3	100	07000.016.003
M1,6X4	100	07000.016.004
M1,6X5	100	07000.016.005
M1,6X6	100	07000.016.006
M2X3	100	07000.020.003
M2X4	100	07000.020.004
M2X5	100	07000.020.005
M2X6	100	07000.020.006
M2X8	100	07000.020.008
M2X10	100	07000.020.010
M2X12	100	07000.020.012
M2X14	100	07000.020.014
M2X16	100	07000.020.016
M2X20	100	07000.020.020
M2,5X3	100	07000.025.003
M2,5X4	100	07000.025.004
M2,5X5	100	07000.025.005
M2,5X6	100	07000.025.006
M2,5X8	100	07000.025.008
M2,5X10	100	07000.025.010
M2,5X12	100	07000.025.012
M2,5X14	100	07000.025.014
M2,5X16	100	07000.025.016
M2,5X20	100	07000.025.020
M2,5X25	100	07000.025.025
M3X4	200	07000.030.004
M3X6	200	07000.030.006
M3X8	200	07000.030.008
M3X10	200	07000.030.010
M3X12	200	07000.030.012
M3X14	200	07000.030.014
M3X16	200	07000.030.016
M3X18	200	07000.030.018
M3X20	200	07000.030.020
M3X22	200	07000.030.022
M3X25	200	07000.030.025
M3X30	200	07000.030.030
M3X35	200	07000.030.035
M3X40	200	07000.030.040
M3X45	200	07000.030.045
M3X50	200	07000.030.050
M3X60	200	07000.030.060
M4X5	200	07000.040.005
M4X6	200	07000.040.006
M4X8	200	07000.040.008

d x L	✉	Kód výrobku
M4X10	200	07000.040.010
M4X12	200	07000.040.012
M4X14	200	07000.040.014
M4X16	200	07000.040.016
M4X18	200	07000.040.018
M4X20	200	07000.040.020
M4X22	200	07000.040.022
M4X25	200	07000.040.025
M4X30	200	07000.040.030
M4X35	200	07000.040.035
M4X40	200	07000.040.040
M4X45	200	07000.040.045
M4X50	200	07000.040.050
M4X55	200	07000.040.055
M4X60	200	07000.040.060
M4X65	200	07000.040.065
M4X70	200	07000.040.070
M4X75	200	07000.040.075
M4X80	200	07000.040.080
M4X90	200	07000.040.090
M4X100	100	07000.040.100
M4X110	100	07000.040.110
M4X120	100	07000.040.120
M5X6	200	07000.050.006
M5X8	200	07000.050.008
M5X10	200	07000.050.010
M5X12	200	07000.050.012
M5X14	200	07000.050.014
M5X16	200	07000.050.016
M5X18	200	07000.050.018
M5X20	200	07000.050.020
M5X22	200	07000.050.022
M5X25	200	07000.050.025
M5X30	200	07000.050.030
M5X35	200	07000.050.035
M5X40	200	07000.050.040
M5X45	200	07000.050.045
M5X50	200	07000.050.050
M5X55	200	07000.050.055
M5X60	200	07000.050.060
M5X65	200	07000.050.065
M5X70	200	07000.050.070
M5X75	200	07000.050.075
M5X80	200	07000.050.080
M5X85	200	07000.050.085
M5X90	200	07000.050.090
M5X95	200	07000.050.095
M5X100	200	07000.050.100

d x L	✉	Kód výrobku
M5X110	200	07000.050.110
M5X115	100	07000.050.115
M5X120	100	07000.050.120
M5X125	100	07000.050.125
M5X130	50	07000.050.130
M5X135	200	07000.050.135
M5X140	25	07000.050.140
M5X150	25	07000.050.150
M5X160	25	07000.050.160
M5X170	25	07000.050.170
M5X180	25	07000.050.180
M5X190	25	07000.050.190
M5X200	25	07000.050.200
M6X6	500	07000.060.006
M6X8	200	07000.060.008
M6X10	200	07000.060.010
M6X12	200	07000.060.012
M6X14	200	07000.060.014
M6X16	200	07000.060.016
M6X18	200	07000.060.018
M6X20	200	07000.060.020
M6X22	200	07000.060.022
M6X25	200	07000.060.025
M6X30	200	07000.060.030
M6X35	200	07000.060.035
M6X40	200	07000.060.040
M6X45	200	07000.060.045
M6X50	200	07000.060.050
M6X55	200	07000.060.055
M6X60	200	07000.060.060
M6X65	200	07000.060.065
M6X70	200	07000.060.070
M6X75	200	07000.060.075
M6X80	200	07000.060.080
M6X85	100	07000.060.085
M6X90	100	07000.060.090
M6X95	100	07000.060.095
M6X100	100	07000.060.100
M6X110	50	07000.060.110
M6X115	50	07000.060.115
M6X120	50	07000.060.120
M6X125	50	07000.060.125
M6X130	50	07000.060.130
M6X135	50	07000.060.135
M6X140	25	07000.060.140
M6X150	25	07000.060.150
M6X160	25	07000.060.160
M6X165	25	07000.060.165

07000 Šroub s vnitřním šestihranem

d x L	✉	Kód výrobku
M6X170	25	07000.060.170
M6X180	25	07000.060.180
M6X190	25	07000.060.190
M6X200	25	07000.060.200
M8X10	200	07000.080.010
M8X12	200	07000.080.012
M8X14	200	07000.080.014
M8X16	200	07000.080.016
M8X18	200	07000.080.018
M8X20	200	07000.080.020
M8X22	200	07000.080.022
M8X25	200	07000.080.025
M8X30	200	07000.080.030
M8X35	200	07000.080.035
M8X40	200	07000.080.040
M8X45	200	07000.080.045
M8X50	200	07000.080.050
M8X55	200	07000.080.055
M8X60	200	07000.080.060
M8X65	200	07000.080.065
M8X70	200	07000.080.070
M8X75	200	07000.080.075
M8X80	200	07000.080.080
M8X85	100	07000.080.085
M8X90	100	07000.080.090
M8X100	100	07000.080.100
M8X110	50	07000.080.110
M8X120	50	07000.080.120
M8X130	50	07000.080.130
M8X140	50	07000.080.140
M8X150	50	07000.080.150
M8X160	50	07000.080.160
M8X170	50	07000.080.170
M8X180	50	07000.080.180
M8X200	50	07000.080.200
M10X12	200	07000.100.012
M10X16	200	07000.100.016
M10X20	200	07000.100.020
M10X25	200	07000.100.025
M10X30	200	07000.100.030
M10X35	100	07000.100.035
M10X40	100	07000.100.040
M10X45	100	07000.100.045
M10X50	100	07000.100.050
M10X55	100	07000.100.055
M10X60	100	07000.100.060
M10X65	100	07000.100.065
M10X70	100	07000.100.070
M10X75	100	07000.100.075
M10X80	100	07000.100.080
M10X85	100	07000.100.085
M10X90	100	07000.100.090
M10X100	50	07000.100.100
M10X110	50	07000.100.110
M10X120	50	07000.100.120
M10X130	50	07000.100.130
M10X140	25	07000.100.140
M10X150	25	07000.100.150
M10X160	25	07000.100.160
M10X170	25	07000.100.170
M10X180	25	07000.100.180
M10X190	25	07000.100.190
M10X200	25	07000.100.200
M10X210	25	07000.100.210
M10X220	25	07000.100.220
M10X230	25	07000.100.230
M10X240	10	07000.100.240
M10X250	10	07000.100.250
M10X260	10	07000.100.260
M10X270	10	07000.100.270
M10X280	10	07000.100.280
M10X300	10	07000.100.300
M12X16	100	07000.120.016
M12X20	100	07000.120.020
M12X25	100	07000.120.025
M12X30	100	07000.120.030
M12X35	100	07000.120.035
M12X40	100	07000.120.040
M12X45	100	07000.120.045

d x L	✉	Kód výrobku
M12X50	100	07000.120.050
M12X55	100	07000.120.055
M12X60	100	07000.120.060
M12X65	50	07000.120.065
M12X70	50	07000.120.070
M12X75	50	07000.120.075
M12X80	50	07000.120.080
M12X85	50	07000.120.085
M12X90	50	07000.120.090
M12X100	50	07000.120.100
M12X110	50	07000.120.110
M12X120	50	07000.120.120
M12X130	25	07000.120.130
M12X140	25	07000.120.140
M12X150	25	07000.120.150
M12X160	25	07000.120.160
M12X170	25	07000.120.170
M12X180	10	07000.120.180
M12X200	10	07000.120.200
M12X210	10	07000.120.210
M12X220	10	07000.120.220
M12X230	10	07000.120.230
M12X240	10	07000.120.240
M12X260	10	07000.120.260
M12X280	10	07000.120.280
M12X300	10	07000.120.300
M14X20	100	07000.140.020
M14X25	100	07000.140.025
M14X30	100	07000.140.030
M14X35	100	07000.140.035
M14X40	100	07000.140.040
M14X45	50	07000.140.045
M14X50	50	07000.140.050
M14X55	50	07000.140.055
M14X60	50	07000.140.060
M14X65	50	07000.140.065
M14X70	50	07000.140.070
M14X75	50	07000.140.075
M14X80	50	07000.140.080
M14X90	50	07000.140.090
M14X100	50	07000.140.100
M14X110	25	07000.140.110
M14X120	25	07000.140.120
M14X130	25	07000.140.130
M14X140	25	07000.140.140
M14X150	25	07000.140.150
M14X160	25	07000.140.160
M14X180	10	07000.140.180
M14X200	10	07000.140.200
M16X20	50	07000.160.020
M16X25	50	07000.160.025
M16X30	50	07000.160.030
M16X35	50	07000.160.035
M16X40	50	07000.160.040
M16X45	50	07000.160.045
M16X50	50	07000.160.050
M16X55	50	07000.160.055
M16X60	50	07000.160.060
M16X65	25	07000.160.065
M16X70	25	07000.160.070
M16X75	25	07000.160.075
M16X80	25	07000.160.080
M16X85	25	07000.160.085
M16X90	25	07000.160.090
M16X100	25	07000.160.100
M16X110	25	07000.160.110
M16X120	25	07000.160.120
M16X130	25	07000.160.130
M16X140	25	07000.160.140
M16X150	10	07000.160.150
M16X160	10	07000.160.160
M16X170	10	07000.160.170
M16X180	10	07000.160.180
M16X190	25	07000.160.190
M16X200	10	07000.160.200
M16X210	10	07000.160.210
M16X220	10	07000.160.220
M16X230	5	07000.160.230
M16X240	5	07000.160.240
M16X250	5	07000.160.250

d x L	✉	Kód výrobku
M16X260	5	07000.160.260
M16X270	5	07000.160.270
M16X280	5	07000.160.280
M16X300	5	07000.160.300
M16X320	5	07000.160.320
M18X35	50	07000.180.035
M18X40	50	07000.180.040
M18X45	50	07000.180.045
M18X50	50	07000.180.050
M18X60	25	07000.180.060
M18X70	25	07000.180.070
M18X80	25	07000.180.080
M18X90	25	07000.180.090
M18X100	25	07000.180.100
M18X110	25	07000.180.110
M18X120	25	07000.180.120
M18X140	25	07000.180.140
M18X160	10	07000.180.160
M18X180	10	07000.180.180
M18X190	10	07000.180.190
M18X200	10	07000.180.200
M18X220	10	07000.180.220
M20X30	25	07000.200.030
M20X35	25	07000.200.035
M20X40	25	07000.200.040
M20X45	25	07000.200.045
M20X50	25	07000.200.050
M20X55	25	07000.200.055
M20X60	25	07000.200.060
M20X65	25	07000.200.065
M20X70	25	07000.200.070
M20X75	25	07000.200.075
M20X80	25	07000.200.080
M20X90	25	07000.200.090
M20X100	25	07000.200.100
M20X110	25	07000.200.110
M20X120	25	07000.200.120
M20X130	25	07000.200.130
M20X140	25	07000.200.140
M20X150	10	07000.200.150
M20X160	10	07000.200.160
M20X170	10	07000.200.170
M20X180	10	07000.200.180
M20X190	10	07000.200.190
M20X200	10	07000.200.200
M20X210	10	07000.200.210
M20X220	5	07000.200.220
M20X240	5	07000.200.240
M20X250	5	07000.200.250
M20X260	5	07000.200.260
M20X280	5	07000.200.280
M20X300	5	07000.200.300
M20X320	5	07000.200.320
M20X340	5	07000.200.340
M20X360	5	07000.200.360
M20X380	5	07000.200.380
M20X400	5	07000.200.400
M22X40	10	07000.220.040
M22X50	10	07000.220.050
M22X60	10	07000.220.060
M22X70	10	07000.220.070
M22X80	10	07000.220.080
M22X90	10	07000.220.090
M22X100	10	07000.220.100
M22X110	10	07000.220.110
M22X120	10	07000.220.120
M22X140	10	07000.220.140
M22X150	10	07000.220.150
M22X160	10	07000.220.160
M22X180	10	07000.220.180
M22X200	10	07000.220.200
M22X210	5	07000.220.210
M22X240	5	07000.220.240
M22X260	5	07000.220.260
M22X300	5	07000.220.300
M24X40	10	07000.240.040
M24X45	10	07000.240.045
M24X50	10	07000.240.050

07000 Šroub s vnitřním šestihranem

d x L	✉	Kód výrobku
M24X55	10	07000.240.055
M24X60	10	07000.240.060
M24X65	10	07000.240.065
M24X70	10	07000.240.070
M24X75	10	07000.240.075
M24X80	10	07000.240.080
M24X85	10	07000.240.085
M24X90	10	07000.240.090
M24X100	10	07000.240.100
M24X110	10	07000.240.110
M24X120	5	07000.240.120
M24X130	5	07000.240.130
M24X140	5	07000.240.140
M24X150	5	07000.240.150
M24X160	5	07000.240.160
M24X170	5	07000.240.170
M24X180	5	07000.240.180
M24X200	5	07000.240.200
M24X210	2	07000.240.210
M24X220	2	07000.240.220
M24X240	2	07000.240.240
M24X250	2	07000.240.250
M24X260	2	07000.240.260
M24X280	2	07000.240.280
M24X300	2	07000.240.300
M24X320	2	07000.240.320
M24X340	2	07000.240.340
M24X360	2	07000.240.360
M24X380	2	07000.240.380
M24X400	2	07000.240.400
M27X50	2	07000.270.050
M27X60	2	07000.270.060
M27X70	2	07000.270.070
M27X75	2	07000.270.075
M27X80	2	07000.270.080
M27X90	2	07000.270.090
M27X100	2	07000.270.100
M27X120	2	07000.270.120
M27X130	2	07000.270.130
M27X140	2	07000.270.140
M27X150	2	07000.270.150
M27X160	2	07000.270.160
M27X170	2	07000.270.170
M27X180	2	07000.270.180
M27X190	2	07000.270.190
M27X200	2	07000.270.200
M27X220	2	07000.270.220
M27X240	2	07000.270.240
M27X260	2	07000.270.260
M27X300	2	07000.270.300
M30X60	2	07000.300.060
M30X70	2	07000.300.070
M30X80	2	07000.300.080
M30X90	2	07000.300.090
M30X100	2	07000.300.100
M30X110	2	07000.300.110
M30X120	2	07000.300.120
M30X130	2	07000.300.130
M30X140	2	07000.300.140
M30X150	2	07000.300.150
M30X160	2	07000.300.160
M30X170	2	07000.300.170
M30X180	2	07000.300.180
M30X200	2	07000.300.200
M30X210	2	07000.300.210
M30X220	2	07000.300.220
M30X240	2	07000.300.240
M30X250	2	07000.300.250
M30X260	2	07000.300.260
M30X280	2	07000.300.280
M30X300	2	07000.300.300
M30X400	1	07000.300.400
M33X70	2	07000.330.070
M33X80	2	07000.330.080
M33X90	2	07000.330.090
M33X100	2	07000.330.100
M33X120	2	07000.330.120
M33X130	2	07000.330.130
M33X140	2	07000.330.140
M33X160	2	07000.330.160
M33X180	2	07000.330.180
M33X200	2	07000.330.200
M33X260	1	07000.330.260
M33X280	1	07000.330.280
M36X60	1	07000.360.060
M36X80	1	07000.360.080
M36X90	1	07000.360.090
M36X100	1	07000.360.100
M36X120	1	07000.360.120
M36X140	1	07000.360.140
M36X160	1	07000.360.160
M36X180	1	07000.360.180
M36X200	1	07000.360.200
M36X220	1	07000.360.220
M36X240	1	07000.360.240
M36X260	1	07000.360.260
M36X280	1	07000.360.280
M36X300	1	07000.360.300
M36X400	1	07000.360.400
M36X420	1	07000.360.420
M39X80	1	07000.390.080
M39X90	1	07000.390.090
M39X100	1	07000.390.100
M39X120	1	07000.390.120
M39X140	1	07000.390.140
M39X160	1	07000.390.160
M39X180	1	07000.390.180
M39X200	1	07000.390.200
M42X90	1	07000.420.090
M42X100	1	07000.420.100
M42X120	1	07000.420.120
M42X140	1	07000.420.140
M42X160	1	07000.420.160
M42X180	1	07000.420.180
M42X200	1	07000.420.200
M42X240	1	07000.420.240
M42X260	1	07000.420.260
M42X300	1	07000.420.300
M48X120	1	07000.480.120
M48X140	1	07000.480.140
M48X150	1	07000.480.150
M48X160	1	07000.480.160
M48X180	1	07000.480.180
M48X200	1	07000.480.200
M48X260	1	07000.480.260
M48X300	1	07000.480.300

- UPOZORNĚNÍ: Elektrolytické pokovení těchto produktů může způsobit vodíkovou křehkost.

07025 Šroub s vnitřním šestihranem D95A

Závit	Metrický závit
Materiál	Ocel
Třída	12.9
Povrchová úprava	Zinko-hliníkový povlak bez Cr^{6+}- ISO 10683 flZnnc

RoHS

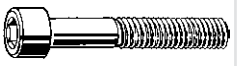

d x L	✉	Kód výrobku
M3X6	200	07025.030.006
M3X8	200	07025.030.008
M3X10	200	07025.030.010
M3X12	200	07025.030.012
M3X16	200	07025.030.016
M3X20	200	07025.030.020
M3X25	200	07025.030.025
M3X30	200	07025.030.030
M3X35	200	07025.030.035
M4X6	200	07025.040.006
M4X8	200	07025.040.008
M4X10	200	07025.040.010
M4X12	200	07025.040.012
M4X16	200	07025.040.016
M4X20	200	07025.040.020
M4X25	200	07025.040.025
M4X30	200	07025.040.030
M4X45	200	07025.040.045
M4X50	200	07025.040.050
M5X6	200	07025.050.006
M5X8	200	07025.050.008
M5X10	200	07025.050.010
M5X12	200	07025.050.012
M5X16	200	07025.050.016
M5X20	200	07025.050.020
M5X25	200	07025.050.025
M5X30	200	07025.050.030
M5X35	200	07025.050.035
M5X40	200	07025.050.040
M5X45	200	07025.050.045
M5X50	200	07025.050.050
M5X60	200	07025.050.060
M5X70	200	07025.050.070
M5X100	200	07025.050.100
M6X10	200	07025.060.010
M6X12	200	07025.060.012
M6X16	200	07025.060.016
M6X18	200	07025.060.018
M6X20	200	07025.060.020
M6X25	200	07025.060.025
M6X30	200	07025.060.030
M6X35	200	07025.060.035
M6X40	200	07025.060.040
M6X45	200	07025.060.045
M6X50	200	07025.060.050
M6X55	200	07025.060.055
M6X60	200	07025.060.060
M6X65	200	07025.060.065
M6X70	200	07025.060.070
M6X75	200	07025.060.075
M6X80	200	07025.060.080
M6X100	100	07025.060.100
M6X130	50	07025.060.130
M6X140	25	07025.060.140
M8X10	200	07025.080.010
M8X12	200	07025.080.012
M8X16	200	07025.080.016
M8X20	200	07025.080.020
M8X25	200	07025.080.025
M8X30	200	07025.080.030
M8X35	200	07025.080.035
M8X40	200	07025.080.040
M8X45	200	07025.080.045
M8X50	200	07025.080.050
M8X55	200	07025.080.055

07025 Šroub s vnitřním šestihranem

d x L	✉	Kód výrobku	d x L	✉	Kód výrobku	d x L	✉	Kód výrobku
M8X60	200	07025.080.060	M12X25	100	07025.120.025	M16X50	50	07025.160.050
M8X70	200	07025.080.070	M12X30	100	07025.120.030	M16X55	50	07025.160.055
M8X80	200	07025.080.080	M12X35	100	07025.120.035	M16X60	50	07025.160.060
M8X90	100	07025.080.090	M12X40	100	07025.120.040	M16X70	25	07025.160.070
M8X100	100	07025.080.100	M12X45	100	07025.120.045	M16X75	25	07025.160.075
M8X110	50	07025.080.110	M12X50	100	07025.120.050	M16X80	25	07025.160.080
M8X140	50	07025.080.140	M12X55	100	07025.120.055	M16X90	25	07025.160.090
			M12X60	100	07025.120.060	M16X100	25	07025.160.100
M10X12	200	07025.100.012	M12X70	50	07025.120.070	M16X110	25	07025.160.110
M10X16	200	07025.100.016	M12X80	50	07025.120.080	M16X120	25	07025.160.120
M10X20	200	07025.100.020	M12X90	50	07025.120.090			
M10X25	200	07025.100.025	M12X100	50	07025.120.100	M20X40	25	07025.200.040
M10X30	200	07025.100.030	M12X120	50	07025.120.120	M20X50	25	07025.200.050
M10X35	100	07025.100.035	M12X140	25	07025.120.140	M20X60	25	07025.200.060
M10X40	200	07025.100.040				M20X70	25	07025.200.070
M10X45	100	07025.100.045	M14X30	100	07025.140.030	M20X80	25	07025.200.080
M10X50	100	07025.100.050	M14X40	100	07025.140.040	M20X90	25	07025.200.090
M10X55	100	07025.100.055	M14X50	50	07025.140.050	M20X100	25	07025.200.100
M10X60	100	07025.100.060	M14X60	50	07025.140.060	M20X120	25	07025.200.120
M10X65	100	07025.100.065	M14X70	50	07025.140.070			
M10X70	100	07025.100.070	M14X80	50	07025.140.080	M24X40	10	07025.240.040
M10X80	100	07025.100.080	M14X90	50	07025.140.090	M24X50	10	07025.240.050
M10X90	100	07025.100.090	M14X100	50	07025.140.100	M24X60	10	07025.240.060
M10X100	100	07025.100.100				M24X70	10	07025.240.070
M10X120	50	07025.100.120	M16X25	50	07025.160.025	M24X80	10	07025.240.080
M10X150	25	07025.100.150	M16X30	50	07025.160.030	M24X90	10	07025.240.090
M10X160	25	07025.100.160	M16X35	50	07025.160.035	M24X100	10	07025.240.100
			M16X40	50	07025.160.040	M24X120	5	07025.240.120
M12X20	100	07025.120.020	M16X45	50	07025.160.045	M24X140	5	07025.240.140

- Povrchová úprava ISO 10683 zinko-hliníkový povlak eliminuje možnost poškození způsobené vodíkovou křehkostí.

51050 Šroub s vnitřním šestihranem

Q05A

Závit Metrický závit
Materiál Nerezocel A2
Třída 70

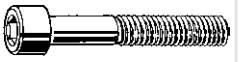

d x L	✉	Kód výrobku	d x L	✉	Kód výrobku	d x L	✉	Kód výrobku
M1,6X3*	500	51050.016.003	M2,5X30*	500	51050.025.030	M4X30	200	51050.040.030
M1,6X4*	500	51050.016.004	M2,5X35*	500	51050.025.035	M4X35	200	51050.040.035
M1,6X5*	500	51050.016.005	M2,5X40*	500	51050.025.040	M4X40	200	51050.040.040
M1,6X6*	500	51050.016.006				M4X45	200	51050.040.045
M1,6X8*	500	51050.016.008	M3X3*	1000	51050.030.003	M4X50	200	51050.040.050
M1,6X10*	500	51050.016.010	M3X4	1000	51050.030.004	M4X55	100	51050.040.055
M1,6X12*	500	51050.016.012	M3X5	200	51050.030.005	M4X60	200	51050.040.060
M1,6X14*	500	51050.016.014	M3X6	200	51050.030.006	M4X65*	100	51050.040.065
M1,6X16*	500	51050.016.016	M3X8	200	51050.030.008	M4X70*	100	51050.040.070
M1,6X18*	500	51050.016.018	M3X10	200	51050.030.010	M4X75*	100	51050.040.075
M1,6X20*	500	51050.016.020	M3X12	200	51050.030.012	M4X80	100	51050.040.080
			M3X14*	1000	51050.030.014	M4X90	100	51050.040.090
M2X3*	500	51050.020.003	M3X16	200	51050.030.016	M4X100*	100	51050.040.100
M2X4	100	51050.020.004	M3X18	200	51050.030.018			
M2X5	100	51050.020.005	M3X20	200	51050.030.020	M5X5*	500	51050.050.005
M2X6	100	51050.020.006	M3X22*	1000	51050.030.022	M5X6	200	51050.050.006
M2X8	100	51050.020.008	M3X25	200	51050.030.025	M5X8	200	51050.050.008
M2X10	100	51050.020.010	M3X30	200	51050.030.030	M5X10	200	51050.050.010
M2X12	100	51050.020.012	M3X35	200	51050.030.035	M5X12	200	51050.050.012
M2X14*	500	51050.020.014	M3X40	200	51050.030.040	M5X14*	500	51050.050.014
M2X16	100	51050.020.016	M3X45	200	51050.030.045	M5X16	200	51050.050.016
M2X18*	500	51050.020.018	M3X50*	200	51050.030.050	M5X18*	500	51050.050.018
M2X22*	500	51050.020.022	M3X55*	200	51050.030.055	M5X20	200	51050.050.020
M2X25*	500	51050.020.025	M3X60	200	51050.030.060	M5X22*	500	51050.050.022
M2X30*	500	51050.020.030	M3X65*	200	51050.030.065	M5X25	200	51050.050.025
			M3X70*	200	51050.030.070	M5X30	200	51050.050.030
M2,5X3	500	51050.025.003				M5X35	200	51050.050.035
M2,5X4	500	51050.025.004	M4X4*	1000	51050.040.004	M5X40	200	51050.050.040
M2,5X5	100	51050.025.005	M4X5*	1000	51050.040.005	M5X45	200	51050.050.045
M2,5X6	100	51050.025.006	M4X6	200	51050.040.006	M5X50	200	51050.050.050
M2,5X8	100	51050.025.008	M4X8	200	51050.040.008	M5X55	100	51050.050.055
M2,5X10	100	51050.025.010	M4X10	200	51050.040.010	M5X60	200	51050.050.060
M2,5X12	100	51050.025.012	M4X12	200	51050.040.012	M5X65	100	51050.050.065
M2,5X14*	500	51050.025.014	M4X14*	1000	51050.040.014	M5X70	200	51050.050.070
M2,5X16	100	51050.025.016	M4X16	200	51050.040.016	M5X75*	100	51050.050.075
M2,5X18*	500	51050.025.018	M4X18*	1000	51050.040.018	M5X80	200	51050.050.080
M2,5X20	100	51050.025.020	M4X20	200	51050.040.020	M5X85*	100	51050.050.085
M2,5X22*	500	51050.025.022	M4X22*	500	51050.040.022	M5X90	200	51050.050.090
M2,5X25*	500	51050.025.025	M4X25	200	51050.040.025	M5X95*	100	51050.050.095

51050 Šroub s vnitřním šestihranem

d x L	✉	Kód výrobku
M5X100	200	51050.050.100
M5X110*	100	51050.050.110
M5X120	100	51050.050.120
M5X130*	100	51050.050.130
M5X140*	100	51050.050.140
M6X6*	500	51050.060.006
M6X8	200	51050.060.008
M6X10	200	51050.060.010
M6X12	200	51050.060.012
M6X14	200	51050.060.014
M6X16	200	51050.060.016
M6X18	200	51050.060.018
M6X20	200	51050.060.020
M6X22	200	51050.060.022
M6X25	200	51050.060.025
M6X30	200	51050.060.030
M6X35	200	51050.060.035
M6X40	200	51050.060.040
M6X45	200	51050.060.045
M6X50	200	51050.060.050
M6X55	200	51050.060.055
M6X60	200	51050.060.060
M6X65	200	51050.060.065
M6X70	200	51050.060.070
M6X75*	100	51050.060.075
M6X80	200	51050.060.080
M6X85*	100	51050.060.085
M6X90	200	51050.060.090
M6X95*	100	51050.060.095
M6X100	200	51050.060.100
M6X110	100	51050.060.110
M6X120*	100	51050.060.120
M6X130*	100	51050.060.130
M6X140	100	51050.060.140
M6X150	100	51050.060.150
M6X160*	100	51050.060.160
M6X170*	100	51050.060.170
M6X180*	100	51050.060.180
M6X190*	100	51050.060.190
M6X200*	100	51050.060.200
M6X220*	100	51050.060.220
M8X8*	500	51050.080.008
M8X10	200	51050.080.010
M8X12	200	51050.080.012
M8X14*	200	51050.080.014
M8X16	200	51050.080.016
M8X18*	200	51050.080.018
M8X20	200	51050.080.020
M8X22	200	51050.080.022
M8X25	200	51050.080.025
M8X30	200	51050.080.030
M8X35	200	51050.080.035
M8X40	200	51050.080.040
M8X45	200	51050.080.045
M8X50	200	51050.080.050
M8X55	200	51050.080.055
M8X60	200	51050.080.060
M8X65	100	51050.080.065
M8X70	200	51050.080.070
M8X75*	100	51050.080.075
M8X80	200	51050.080.080
M8X85*	100	51050.080.085
M8X90	200	51050.080.090
M8X95*	100	51050.080.095
M8X100	200	51050.080.100
M8X110	100	51050.080.110
M8X120	100	51050.080.120
M8X130	50	51050.080.130
M8X140	50	51050.080.140
M8X150	50	51050.080.150
M8X160	50	51050.080.160
M8X170*	25	51050.080.170
M8X180*	25	51050.080.180
M8X190*	25	51050.080.190
M8X200*	25	51050.080.200
M8X210*	25	51050.080.210
M8X220*	25	51050.080.220
M8X230*	25	51050.080.230
M8X240*	25	51050.080.240
M8X250*	25	51050.080.250

d x L	✉	Kód výrobku
M8X260*	25	51050.080.260
M8X270*	25	51050.080.270
M8X280*	25	51050.080.280
M8X290*	25	51050.080.290
M8X300*	25	51050.080.300
M10X12	200	51050.100.012
M10X14*	100	51050.100.014
M10X16	100	51050.100.016
M10X18*	100	51050.100.018
M10X20	100	51050.100.020
M10X22*	100	51050.100.022
M10X25	100	51050.100.025
M10X30	100	51050.100.030
M10X35	100	51050.100.035
M10X40	100	51050.100.040
M10X45	100	51050.100.045
M10X50	100	51050.100.050
M10X55	100	51050.100.055
M10X60	100	51050.100.060
M10X65*	50	51050.100.065
M10X70	100	51050.100.070
M10X75	50	51050.100.075
M10X80	100	51050.100.080
M10X85*	50	51050.100.085
M10X90	100	51050.100.090
M10X95*	50	51050.100.095
M10X100	100	51050.100.100
M10X110	50	51050.100.110
M10X120	50	51050.100.120
M10X130	50	51050.100.130
M10X140	50	51050.100.140
M10X150	50	51050.100.150
M10X160	25	51050.100.160
M10X170*	25	51050.100.170
M10X180*	25	51050.100.180
M10X190*	25	51050.100.190
M10X200*	25	51050.100.200
M10X210*	25	51050.100.210
M10X220*	25	51050.100.220
M10X230*	25	51050.100.230
M10X240*	25	51050.100.240
M10X250*	25	51050.100.250
M10X260*	25	51050.100.260
M10X280*	25	51050.100.280
M10X300*	25	51050.100.300
M12X16	50	51050.120.016
M12X20	100	51050.120.020
M12X22*	50	51050.120.022
M12X25	100	51050.120.025
M12X30	100	51050.120.030
M12X35	100	51050.120.035
M12X40	100	51050.120.040
M12X45	100	51050.120.045
M12X50	100	51050.120.050
M12X55	100	51050.120.055
M12X60	100	51050.120.060
M12X65*	50	51050.120.065
M12X70	100	51050.120.070
M12X75	25	51050.120.075
M12X80	100	51050.120.080
M12X85	25	51050.120.085
M12X90	100	51050.120.090
M12X95*	25	51050.120.095
M12X100	100	51050.120.100
M12X110	50	51050.120.110
M12X120	50	51050.120.120
M12X130	25	51050.120.130
M12X140*	25	51050.120.140
M12X150	25	51050.120.150
M12X160	50	51050.120.160
M12X170*	25	51050.120.170
M12X180*	25	51050.120.180
M12X190*	25	51050.120.190
M12X200*	25	51050.120.200
M12X210*	25	51050.120.210
M12X220*	25	51050.120.220
M12X230*	25	51050.120.230
M12X240*	25	51050.120.240
M12X260*	25	51050.120.260
M12X270*	25	51050.120.270

d x L	✉	Kód výrobku
M12X300*	25	51050.120.300
M14X20	25	51050.140.020
M14X25*	100	51050.140.025
M14X30	25	51050.140.030
M14X35*	50	51050.140.035
M14X40	25	51050.140.040
M14X45*	50	51050.140.045
M14X50	25	51050.140.050
M14X55*	50	51050.140.055
M14X60	25	51050.140.060
M14X65*	50	51050.140.065
M14X70*	50	51050.140.070
M14X75*	50	51050.140.075
M14X80	25	51050.140.080
M14X85*	50	51050.140.085
M14X90*	50	51050.140.090
M14X95*	50	51050.140.095
M14X100*	50	51050.140.100
M14X110*	25	51050.140.110
M14X120*	25	51050.140.120
M14X130*	25	51050.140.130
M14X140*	25	51050.140.140
M14X150*	25	51050.140.150
M14X160*	25	51050.140.160
M14X170*	25	51050.140.170
M14X180*	25	51050.140.180
M14X200*	25	51050.140.200
M16X20*	25	51050.160.020
M16X25	25	51050.160.025
M16X30	25	51050.160.030
M16X35	25	51050.160.035
M16X40	25	51050.160.040
M16X45	25	51050.160.045
M16X50	25	51050.160.050
M16X55	25	51050.160.055
M16X60	25	51050.160.060
M16X65*	25	51050.160.065
M16X70	25	51050.160.070
M16X75*	25	51050.160.075
M16X80	25	51050.160.080
M16X85*	25	51050.160.085
M16X90	10	51050.160.090
M16X95*	25	51050.160.095
M16X100	10	51050.160.100
M16X110	10	51050.160.110
M16X120	10	51050.160.120
M16X130	10	51050.160.130
M16X140	10	51050.160.140
M16X150	10	51050.160.150
M16X160*	25	51050.160.160
M16X170*	25	51050.160.170
M16X180*	25	51050.160.180
M16X190*	25	51050.160.190
M16X200*	25	51050.160.200
M18X30*	25	51050.180.030
M18X35*	25	51050.180.035
M18X40*	25	51050.180.040
M18X45*	25	51050.180.045
M18X50*	25	51050.180.050
M18X55*	25	51050.180.055
M18X60*	25	51050.180.060
M18X65*	25	51050.180.065
M18X70*	25	51050.180.070
M18X75*	25	51050.180.075
M18X80*	25	51050.180.080
M18X85*	25	51050.180.085
M18X90*	25	51050.180.090
M18X100*	25	51050.180.100
M18X110*	25	51050.180.110
M18X120*	25	51050.180.120
M18X130*	25	51050.180.130
M18X140*	25	51050.180.140
M18X150*	25	51050.180.150
M20X30*	25	51050.200.030
M20X35*	25	51050.200.035
M20X40	25	51050.200.040
M20X45	25	51050.200.045
M20X50	25	51050.200.050

51050 Šroub s vnitřním šestihranem

d x L	✉	Kód výrobku
M20X55	25	51050.200.055
M20X60	25	51050.200.060
M20X65*	25	51050.200.065
M20X70	25	51050.200.070
M20X75*	25	51050.200.075
M20X80	10	51050.200.080
M20X85*	25	51050.200.085
M20X90	10	51050.200.090
M20X100	10	51050.200.100
M20X110	10	51050.200.110
M20X120	10	51050.200.120
M20X130*	25	51050.200.130
M20X140	10	51050.200.140
M20X150	10	51050.200.150
M20X160*	25	51050.200.160
M20X170*	25	51050.200.170
M20X180*	25	51050.200.180
M20X190*	25	51050.200.190
M20X200*	25	51050.200.200
M20X210*	25	51050.200.210
M20X220*	25	51050.200.220
M20X240*	25	51050.200.240
M20X260*	25	51050.200.260
M22X40*	25	51050.220.040
M22X50*	25	51050.220.050
M22X55*	25	51050.220.055
M22X60*	25	51050.220.060
M22X65*	25	51050.220.065
M22X70*	25	51050.220.070
M22X75*	25	51050.220.075

d x L	✉	Kód výrobku
M22X80*	25	51050.220.080
M22X100*	25	51050.220.100
M22X110*	25	51050.220.110
M22X130*	25	51050.220.130
M22X140*	25	51050.220.140
M24X40*	10	51050.240.040
M24X45	10	51050.240.045
M24X50	10	51050.240.050
M24X55*	10	51050.240.055
M24X60	10	51050.240.060
M24X65*	10	51050.240.065
M24X70	10	51050.240.070
M24X75*	10	51050.240.075
M24X80	10	51050.240.080
M24X85*	10	51050.240.085
M24X90	10	51050.240.090
M24X95*	10	51050.240.095
M24X100	10	51050.240.100
M24X110	10	51050.240.110
M24X120	10	51050.240.120
M24X130*	10	51050.240.130
M24X140	10	51050.240.140
M24X150	10	51050.240.150
M24X160*	10	51050.240.160
M24X170*	10	51050.240.170
M24X180*	10	51050.240.180
M24X200*	10	51050.240.200
M24X210*	10	51050.240.210
M24X220*	10	51050.240.220
M24X250*	10	51050.240.250

d x L	✉	Kód výrobku
M24X260*	10	51050.240.260
M27X60*	10	51050.270.060
M27X70*	10	51050.270.070
M27X80*	10	51050.270.080
M27X90*	10	51050.270.090
M27X100*	10	51050.270.100
M27X110*	10	51050.270.110
M27X120*	10	51050.270.120
M27X130*	10	51050.270.130
M27X150*	10	51050.270.150
M30X50*	10	51050.300.050
M30X60*	10	51050.300.060
M30X65*	10	51050.300.065
M30X70*	10	51050.300.070
M30X75*	10	51050.300.075
M30X80*	10	51050.300.080
M30X90*	10	51050.300.090
M30X100*	10	51050.300.100
M30X110*	10	51050.300.110
M30X120*	10	51050.300.120
M30X130*	10	51050.300.130
M30X140*	10	51050.300.140
M30X160*	10	51050.300.160
M30X170*	10	51050.300.170
M30X180*	10	51050.300.180
M30X200*	10	51050.300.200
M30X300*	10	51050.300.300

- Rozměry průměru > M24 a rozměry s délkou > 8xd jsou minimální třídy vlastností 50.

55050 Šroub s vnitřním šestihranem

Q45A

Závit Metrický závit
Materiál Nerezocel A4
Třída 70

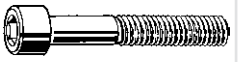

d x L	✉	Kód výrobku
M1,6X3*	500	55050.016.003
M1,6X4	100	55050.016.004
M1,6X5	100	55050.016.005
M1,6X6	100	55050.016.006
M1,6X8*	500	55050.016.008
M1,6X10*	500	55050.016.010
M1,6X12*	500	55050.016.012
M1,6X14*	500	55050.016.014
M1,6X16*	500	55050.016.016
M1,6X18*	500	55050.016.018
M1,6X20*	500	55050.016.020
M2X3*	500	55050.020.003
M2X4*	500	55050.020.004
M2X5	100	55050.020.005
M2X6	100	55050.020.006
M2X8	100	55050.020.008
M2X10	100	55050.020.010
M2X12	100	55050.020.012
M2X14*	500	55050.020.014
M2X16	100	55050.020.016
M2X18*	500	55050.020.018
M2X20	100	55050.020.020
M2X25*	500	55050.020.025
M2X30*	500	55050.020.030
M2,5X3*	500	55050.025.003
M2,5X4*	500	55050.025.004
M2,5X5	100	55050.025.005
M2,5X6	100	55050.025.006
M2,5X8	100	55050.025.008
M2,5X10	100	55050.025.010
M2,5X12	100	55050.025.012
M2,5X14*	500	55050.025.014
M2,5X16	100	55050.025.016
M2,5X18*	500	55050.025.018
M2,5X20	100	55050.025.020

d x L	✉	Kód výrobku
M2,5X22*	500	55050.025.022
M2,5X25*	500	55050.025.025
M2,5X30*	500	55050.025.030
M2,5X35*	500	55050.025.035
M2,5X40*	500	55050.025.040
M3X3*	1000	55050.030.003
M3X4*	1000	55050.030.004
M3X5*	1000	55050.030.005
M3X6	200	55050.030.006
M3X8	200	55050.030.008
M3X10	200	55050.030.010
M3X12	200	55050.030.012
M3X14*	1000	55050.030.014
M3X16	200	55050.030.016
M3X18*	1000	55050.030.018
M3X20	200	55050.030.020
M3X22*	1000	55050.030.022
M3X25	200	55050.030.025
M3X30	200	55050.030.030
M3X35	200	55050.030.035
M3X40	200	55050.030.040
M3X45*	500	55050.030.045
M3X50	200	55050.030.050
M3X55*	200	55050.030.055
M3X60*	200	55050.030.060
M3X65*	200	55050.030.065
M3X70*	200	55050.030.070
M4X4*	1000	55050.040.004
M4X5*	1000	55050.040.005
M4X6	200	55050.040.006
M4X8	200	55050.040.008
M4X10	200	55050.040.010
M4X12	200	55050.040.012
M4X14*	1000	55050.040.014
M4X16	200	55050.040.016

d x L	✉	Kód výrobku
M4X18*	1000	55050.040.018
M4X20	200	55050.040.020
M4X22*	500	55050.040.022
M4X25	200	55050.040.025
M4X30	200	55050.040.030
M4X35	200	55050.040.035
M4X40	200	55050.040.040
M4X45	200	55050.040.045
M4X50	200	55050.040.050
M4X55*	200	55050.040.055
M4X60*	100	55050.040.060
M4X65*	100	55050.040.065
M4X70	100	55050.040.070
M4X75*	100	55050.040.075
M4X80*	100	55050.040.080
M4X90*	100	55050.040.090
M4X100*	100	55050.040.100
M5X5*	500	55050.050.005
M5X6	500	55050.050.006
M5X8	200	55050.050.008
M5X10	200	55050.050.010
M5X12	200	55050.050.012
M5X14	500	55050.050.014
M5X16	200	55050.050.016
M5X18*	500	55050.050.018
M5X20	200	55050.050.020
M5X22*	500	55050.050.022
M5X25	200	55050.050.025
M5X30	200	55050.050.030
M5X35	200	55050.050.035
M5X40	200	55050.050.040
M5X45	200	55050.050.045
M5X50	200	55050.050.050
M5X55	200	55050.050.055
M5X60	200	55050.050.060
M5X65*	100	55050.050.065

55050 Šroub s vnitřním šestihranem ←

d x L	✉	Kód výrobku
M5X70	200	55050.050.070
M5X75*	100	55050.050.075
M5X80	200	55050.050.080
M5X85*	100	55050.050.085
M5X90*	100	55050.050.090
M5X95*	100	55050.050.095
M5X100*	100	55050.050.100
M5X110*	100	55050.050.110
M5X120*	100	55050.050.120
M5X130*	100	55050.050.130
M5X140*	100	55050.050.140
M6X6	500	55050.060.006
M6X8	200	55050.060.008
M6X10	200	55050.060.010
M6X12	200	55050.060.012
M6X14	200	55050.060.014
M6X16	200	55050.060.016
M6X18*	200	55050.060.018
M6X20	200	55050.060.020
M6X22*	200	55050.060.022
M6X25	200	55050.060.025
M6X30	200	55050.060.030
M6X35	200	55050.060.035
M6X40	200	55050.060.040
M6X45	200	55050.060.045
M6X50	200	55050.060.050
M6X55	200	55050.060.055
M6X60	200	55050.060.060
M6X65	100	55050.060.065
M6X70	200	55050.060.070
M6X75*	100	55050.060.075
M6X80	200	55050.060.080
M6X85*	100	55050.060.085
M6X90	200	55050.060.090
M6X95*	100	55050.060.095
M6X100	200	55050.060.100
M6X110	100	55050.060.110
M6X120	100	55050.060.120
M6X130	100	55050.060.130
M6X140	100	55050.060.140
M6X150	100	55050.060.150
M6X160*	100	55050.060.160
M6X170*	100	55050.060.170
M6X180*	100	55050.060.180
M6X190*	100	55050.060.190
M6X200*	100	55050.060.200
M8X8*	500	55050.080.008
M8X10	500	55050.080.010
M8X12	200	55050.080.012
M8X14*	200	55050.080.014
M8X16	200	55050.080.016
M8X18*	200	55050.080.018
M8X20	200	55050.080.020
M8X22*	200	55050.080.022
M8X25	200	55050.080.025
M8X30	200	55050.080.030
M8X35	200	55050.080.035
M8X40	200	55050.080.040
M8X45	200	55050.080.045
M8X50	200	55050.080.050
M8X55	200	55050.080.055
M8X60	200	55050.080.060
M8X65	100	55050.080.065
M8X70	200	55050.080.070
M8X75*	100	55050.080.075
M8X80	200	55050.080.080
M8X85*	100	55050.080.085
M8X90	200	55050.080.090
M8X95*	100	55050.080.095
M8X100	200	55050.080.100
M8X110	100	55050.080.110
M8X120	100	55050.080.120
M8X130	50	55050.080.130
M8X140	50	55050.080.140
M8X150	50	55050.080.150
M8X160*	50	55050.080.160
M8X170*	25	55050.080.170
M8X180*	25	55050.080.180
M8X190*	25	55050.080.190
M8X200*	25	55050.080.200

d x L	✉	Kód výrobku
M8X210*	25	55050.080.210
M8X220*	25	55050.080.220
M8X230*	25	55050.080.230
M8X240*	25	55050.080.240
M8X250*	25	55050.080.250
M8X260*	25	55050.080.260
M8X270*	25	55050.080.270
M8X280*	25	55050.080.280
M8X290*	25	55050.080.290
M8X300*	25	55050.080.300
M10X12	100	55050.100.012
M10X14*	100	55050.100.014
M10X16	100	55050.100.016
M10X18*	100	55050.100.018
M10X20	100	55050.100.020
M10X22*	100	55050.100.022
M10X25	100	55050.100.025
M10X30	100	55050.100.030
M10X35	100	55050.100.035
M10X40	100	55050.100.040
M10X45	100	55050.100.045
M10X50	100	55050.100.050
M10X55	100	55050.100.055
M10X60	100	55050.100.060
M10X65	50	55050.100.065
M10X70	100	55050.100.070
M10X75*	50	55050.100.075
M10X80	100	55050.100.080
M10X85*	50	55050.100.085
M10X90	100	55050.100.090
M10X95*	50	55050.100.095
M10X100	100	55050.100.100
M10X110	50	55050.100.110
M10X120	50	55050.100.120
M10X130	50	55050.100.130
M10X140	50	55050.100.140
M10X150	50	55050.100.150
M10X160*	50	55050.100.160
M10X170*	25	55050.100.170
M10X180*	25	55050.100.180
M10X190*	25	55050.100.190
M10X200*	25	55050.100.200
M10X210*	25	55050.100.210
M10X220*	25	55050.100.220
M10X230*	25	55050.100.230
M10X240*	25	55050.100.240
M10X250*	25	55050.100.250
M10X280*	25	55050.100.280
M12X16*	50	55050.120.016
M12X20	100	55050.120.020
M12X22*	50	55050.120.022
M12X25	100	55050.120.025
M12X30	100	55050.120.030
M12X35	100	55050.120.035
M12X40	100	55050.120.040
M12X45	100	55050.120.045
M12X50	100	55050.120.050
M12X55	100	55050.120.055
M12X60	100	55050.120.060
M12X65	100	55050.120.065
M12X70	100	55050.120.070
M12X75	25	55050.120.075
M12X80	100	55050.120.080
M12X85*	25	55050.120.085
M12X90	100	55050.120.090
M12X95*	25	55050.120.095
M12X100	100	55050.120.100
M12X110	50	55050.120.110
M12X120	50	55050.120.120
M12X130	25	55050.120.130
M12X140	25	55050.120.140
M12X150	25	55050.120.150
M12X160*	25	55050.120.160
M12X170*	25	55050.120.170
M12X180*	25	55050.120.180
M12X190*	25	55050.120.190
M12X200*	25	55050.120.200
M12X210*	25	55050.120.210
M12X220*	25	55050.120.220
M12X230*	25	55050.120.230

d x L	✉	Kód výrobku
M12X240*	25	55050.120.240
M12X250*	25	55050.120.250
M12X260*	25	55050.120.260
M12X270*	25	55050.120.270
M12X280*	25	55050.120.280
M12X300*	25	55050.120.300
M14X25	25	55050.140.025
M14X30	25	55050.140.030
M14X35*	50	55050.140.035
M14X40	25	55050.140.040
M14X45	50	55050.140.045
M14X50	25	55050.140.050
M14X55*	50	55050.140.055
M14X60	25	55050.140.060
M14X65*	50	55050.140.065
M14X70*	50	55050.140.070
M14X75*	50	55050.140.075
M14X80	25	55050.140.080
M14X85*	50	55050.140.085
M14X90	10	55050.140.090
M14X95*	50	55050.140.095
M14X100	10	55050.140.100
M14X110	10	55050.140.110
M14X120	10	55050.140.120
M14X130*	25	55050.140.130
M14X140*	25	55050.140.140
M14X150*	25	55050.140.150
M16X20	25	55050.160.020
M16X25	25	55050.160.025
M16X30	25	55050.160.030
M16X35	25	55050.160.035
M16X40	25	55050.160.040
M16X45	25	55050.160.045
M16X50	25	55050.160.050
M16X55	25	55050.160.055
M16X60	25	55050.160.060
M16X65*	25	55050.160.065
M16X70	25	55050.160.070
M16X75*	25	55050.160.075
M16X80	25	55050.160.080
M16X85*	25	55050.160.085
M16X90	10	55050.160.090
M16X95*	25	55050.160.095
M16X100	10	55050.160.100
M16X110	10	55050.160.110
M16X120	10	55050.160.120
M16X130	10	55050.160.130
M16X140	10	55050.160.140
M16X150	10	55050.160.150
M16X160*	25	55050.160.160
M16X170*	25	55050.160.170
M16X180*	25	55050.160.180
M16X190*	25	55050.160.190
M16X200*	25	55050.160.200
M18X30*	25	55050.180.030
M18X35*	25	55050.180.035
M18X40*	25	55050.180.040
M18X45*	25	55050.180.045
M18X50*	25	55050.180.050
M18X55*	25	55050.180.055
M18X60*	25	55050.180.060
M18X65*	25	55050.180.065
M18X70*	25	55050.180.070
M18X75*	25	55050.180.075
M18X80*	25	55050.180.080
M18X90*	25	55050.180.090
M18X100*	25	55050.180.100
M18X110*	25	55050.180.110
M18X120*	25	55050.180.120
M18X140*	25	55050.180.140
M18X150*	25	55050.180.150
M20X30*	25	55050.200.030
M20X35*	25	55050.200.035
M20X40	25	55050.200.040
M20X45	25	55050.200.045
M20X50	25	55050.200.050
M20X55	25	55050.200.055
M20X60	25	55050.200.060

55050 Šroub s vnitřním šestihranem

d x L	✉	Kód výrobku
M20X65*	25	55050.200.065
M20X70	25	55050.200.070
M20X75*	25	55050.200.075
M20X80	10	55050.200.080
M20X85*	25	55050.200.085
M20X90	10	55050.200.090
M20X95*	25	55050.200.095
M20X100	10	55050.200.100
M20X110	10	55050.200.110
M20X120	10	55050.200.120
M20X130	10	55050.200.130
M20X140	10	55050.200.140
M20X150	10	55050.200.150
M20X160*	25	55050.200.160
M20X170*	25	55050.200.170
M20X180*	25	55050.200.180
M20X190*	25	55050.200.190
M20X200*	25	55050.200.200
M20X210*	25	55050.200.210
M22X40*	25	55050.220.040
M22X50*	25	55050.220.050
M22X55*	25	55050.220.055
M22X60*	25	55050.220.060
M22X65*	25	55050.220.065
M22X70*	25	55050.220.070
M22X75*	25	55050.220.075
M22X80*	25	55050.220.080
M22X90*	25	55050.220.090
M22X110*	25	55050.220.110
M22X120*	25	55050.220.120
M22X130*	25	55050.220.130
M22X140*	25	55050.220.140
M22X150*	10	55050.220.150
M24X40*	10	55050.240.040
M24X45*	10	55050.240.045
M24X50	10	55050.240.050
M24X55*	10	55050.240.055
M24X60	10	55050.240.060
M24X65*	10	55050.240.065
M24X70	10	55050.240.070
M24X75*	10	55050.240.075
M24X80	10	55050.240.080
M24X90	10	55050.240.090
M24X100	10	55050.240.100
M24X110	10	55050.240.110
M24X120	10	55050.240.120
M24X130*	10	55050.240.130
M24X140	10	55050.240.140
M24X150	10	55050.240.150
M24X160*	10	55050.240.160
M24X170*	10	55050.240.170
M24X180*	10	55050.240.180
M24X190*	10	55050.240.190
M24X200*	10	55050.240.200
M24X210*	10	55050.240.210
M24X220*	10	55050.240.220
M24X240*	10	55050.240.240
M27X50	5	55050.270.050
M27X60	5	55050.270.060
M27X70	5	55050.270.070
M27X75*	10	55050.270.075
M27X80	5	55050.270.080
M27X90	5	55050.270.090
M27X100	5	55050.270.100
M27X120*	10	55050.270.120
M27X130	5	55050.270.130
M27X140	5	55050.270.140
M27X150	5	55050.270.150
M27X160*	10	55050.270.160
M30X50	2	55050.300.050
M30X55*	10	55050.300.055
M30X60	2	55050.300.060
M30X65*	10	55050.300.065
M30X70	2	55050.300.070
M30X80	2	55050.300.080
M30X85*	10	55050.300.085
M30X90	2	55050.300.090
M30X95*	10	55050.300.095
M30X100	2	55050.300.100
M30X110	2	55050.300.110
M30X120*	10	55050.300.120
M30X130	2	55050.300.130
M30X140	2	55050.300.140
M30X150	2	55050.300.150
M30X160*	10	55050.300.160
M30X180*	10	55050.300.180
M30X200*	10	55050.300.200

- Rozměry průměru > M24 a rozměry s délkou > 8xd jsou minimální třídy vlastností 50.

53570 Šroub s vnitřním šestihranem R11A

Závit Metrický závit
Materiál Nerezocel A4
Třída 80

RoHS

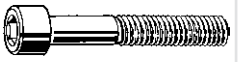

d x L	✉	Kód výrobku
M4X5*	1000	53570.040.005
M4X6*	1000	53570.040.006
M4X8	100	53570.040.008
M4X10	100	53570.040.010
M4X12	100	53570.040.012
M4X14*	1000	53570.040.014
M4X16	100	53570.040.016
M4X18*	1000	53570.040.018
M4X20	100	53570.040.020
M4X22*	500	53570.040.022
M4X25	100	53570.040.025
M4X30	100	53570.040.030
M4X35*	200	53570.040.035
M4X40	100	53570.040.040
M4X45*	200	53570.040.045
M4X50*	200	53570.040.050
M4X55*	200	53570.040.055
M4X60*	100	53570.040.060
M5X6*	500	53570.050.006
M5X8*	500	53570.050.008
M5X10	100	53570.050.010
M5X12	100	53570.050.012
M5X14*	500	53570.050.014
M5X16	100	53570.050.016
M5X18*	500	53570.050.018
M5X20	100	53570.050.020
M5X22*	500	53570.050.022
M5X25	100	53570.050.025
M5X30	100	53570.050.030
M5X35	100	53570.050.035
M5X40	100	53570.050.040
M5X45*	200	53570.050.045
M5X50*	200	53570.050.050
M5X55*	200	53570.050.055
M5X60*	100	53570.050.060
M5X65*	100	53570.050.065
M5X70*	100	53570.050.070
M5X75*	100	53570.050.075
M5X80*	100	53570.050.080
M6X8*	500	53570.060.008
M6X10*	500	53570.060.010
M6X12	100	53570.060.012
M6X14	100	53570.060.014
M6X16	100	53570.060.016
M6X18*	200	53570.060.018
M6X20	100	53570.060.020
M6X22*	200	53570.060.022
M6X25	100	53570.060.025
M6X30	100	53570.060.030
M6X35	100	53570.060.035
M6X40	100	53570.060.040
M6X45*	100	53570.060.045
M6X50	100	53570.060.050
M6X55*	100	53570.060.055
M6X60	100	53570.060.060
M6X65*	100	53570.060.065
M6X70*	100	53570.060.070
M6X75*	100	53570.060.075
M6X80*	100	53570.060.080
M6X90*	100	53570.060.090
M6X100*	100	53570.060.100
M6X110*	100	53570.060.110
M6X120*	100	53570.060.120
M6X130*	100	53570.060.130
M6X140*	100	53570.060.140
M6X150*	100	53570.060.150
M8X10*	500	53570.080.010
M8X12*	500	53570.080.012
M8X14*	200	53570.080.014
M8X16	50	53570.080.016
M8X18*	200	53570.080.018
M8X20	50	53570.080.020
M8X22*	200	53570.080.022
M8X25	50	53570.080.025
M8X30	50	53570.080.030
M8X35	100	53570.080.035
M8X40	50	53570.080.040
M8X45*	100	53570.080.045
M8X50	50	53570.080.050
M8X55*	100	53570.080.055
M8X60	50	53570.080.060
M8X65*	100	53570.080.065
M8X70	100	53570.080.070
M8X75*	100	53570.080.075
M8X80*	100	53570.080.080
M8X90*	100	53570.080.090
M8X100*	50	53570.080.100
M8X110*	50	53570.080.110
M8X120*	50	53570.080.120
M8X130*	50	53570.080.130
M8X140*	50	53570.080.140
M8X150*	50	53570.080.150
M8X160*	50	53570.080.160
M10X16	50	53570.100.016
M10X18*	100	53570.100.018
M10X20	50	53570.100.020
M10X22*	100	53570.100.022
M10X25	50	53570.100.025
M10X30	50	53570.100.030
M10X35	50	53570.100.035
M10X40	50	53570.100.040
M10X45	100	53570.100.045
M10X50	50	53570.100.050
M10X55*	50	53570.100.055
M10X60	50	53570.100.060
M10X65*	50	53570.100.065
M10X70	50	53570.100.070

53570 Šroub s vnitřním šestihranem

d x L	✉	Kód výrobku
M10X75*	50	53570.100.075
M10X80*	50	53570.100.080
M10X90*	50	53570.100.090
M10X100*	50	53570.100.100
M10X110*	50	53570.100.110
M10X120*	50	53570.100.120
M10X130*	50	53570.100.130
M10X140*	50	53570.100.140
M10X150*	50	53570.100.150
M12X20*	50	53570.120.020
M12X25	25	53570.120.025
M12X30	25	53570.120.030
M12X35	25	53570.120.035
M12X40	25	53570.120.040
M12X45	100	53570.120.045
M12X50	25	53570.120.050
M12X55*	50	53570.120.055
M12X60	25	53570.120.060
M12X65*	50	53570.120.065
M12X70	100	53570.120.070
M12X75*	25	53570.120.075
M12X80*	25	53570.120.080
M12X90	25	53570.120.090
M12X100*	25	53570.120.100
M12X110*	25	53570.120.110
M12X120*	25	53570.120.120
M12X130*	25	53570.120.130
M12X140*	25	53570.120.140
M12X150*	25	53570.120.150
M14X30*	50	53570.140.030
M14X35*	50	53570.140.035
M14X40*	50	53570.140.040
M14X45*	50	53570.140.045

d x L	✉	Kód výrobku
M14X50*	50	53570.140.050
M14X55*	50	53570.140.055
M14X60*	50	53570.140.060
M14X65*	50	53570.140.065
M14X70*	50	53570.140.070
M14X75*	50	53570.140.075
M14X80*	50	53570.140.080
M14X90*	50	53570.140.090
M14X100*	50	53570.140.100
M14X110*	25	53570.140.110
M14X120*	25	53570.140.120
M14X130*	25	53570.140.130
M14X140*	25	53570.140.140
M14X150*	25	53570.140.150
M16X25*	25	53570.160.025
M16X30	25	53570.160.030
M16X35*	25	53570.160.035
M16X40	25	53570.160.040
M16X45	25	53570.160.045
M16X50	25	53570.160.050
M16X55*	25	53570.160.055
M16X60	25	53570.160.060
M16X65*	25	53570.160.065
M16X70	100	53570.160.070
M16X75*	25	53570.160.075
M16X80	25	53570.160.080
M16X90	25	53570.160.090
M16X100*	25	53570.160.100
M16X110*	25	53570.160.110
M16X120*	25	53570.160.120
M16X130*	25	53570.160.130
M16X140*	25	53570.160.140
M16X150*	25	53570.160.150

d x L	✉	Kód výrobku
M20X30*	25	53570.200.030
M20X35*	25	53570.200.035
M20X40*	25	53570.200.040
M20X45*	25	53570.200.045
M20X50	10	53570.200.050
M20X55*	25	53570.200.055
M20X60	10	53570.200.060
M20X65*	25	53570.200.065
M20X70	10	53570.200.070
M20X75*	25	53570.200.075
M20X80*	25	53570.200.080
M20X90*	25	53570.200.090
M20X100	10	53570.200.100
M20X110*	25	53570.200.110
M20X120*	25	53570.200.120
M20X130*	25	53570.200.130
M20X140*	25	53570.200.140
M20X150*	25	53570.200.150
M24X40*	10	53570.240.040
M24X45*	10	53570.240.045
M24X50*	10	53570.240.050
M24X55*	10	53570.240.055
M24X60*	10	53570.240.060
M24X65*	10	53570.240.065
M24X70*	10	53570.240.070
M24X75*	10	53570.240.075
M24X80*	10	53570.240.080
M24X90*	10	53570.240.090
M24X100*	10	53570.240.100
M24X110*	10	53570.240.110
M24X120*	10	53570.240.120
M24X130*	10	53570.240.130
M24X140*	10	53570.240.140
M24X150*	10	53570.240.150

45205 Šroub s vnitřním šestihranem

W010

Závit Metrický závit
Materiál Hliník P60

DIN	**≈912**
ISO	≈4762
NEN	≈1241
ASME	≈B18.3.1M
NF	≈E25-125
BS	≈4168-1

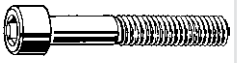

d x L	✉	Kód výrobku
M4X10	200	45205.040.010
M4X12	200	45205.040.012
M4X16	200	45205.040.016
M4X20	200	45205.040.020
M4X25	200	45205.040.025
M4X30	200	45205.040.030
M5X10	200	45205.050.010
M5X12	200	45205.050.012
M5X16	200	45205.050.016
M5X20	200	45205.050.020
M5X25	200	45205.050.025
M5X30	200	45205.050.030

d x L	✉	Kód výrobku
M5X40	200	45205.050.040
M6X10	200	45205.060.010
M6X12	200	45205.060.012
M6X16	200	45205.060.016
M6X20	200	45205.060.020
M6X25	200	45205.060.025
M6X30	200	45205.060.030
M6X40	200	45205.060.040
M6X50	200	45205.060.050
M6X60	200	45205.060.060
M6X70	200	45205.060.070

d x L	✉	Kód výrobku
M8X15	200	45205.080.015
M8X20	200	45205.080.020
M8X25	200	45205.080.025
M8X30	200	45205.080.030
M8X40	200	45205.080.040
M8X50	200	45205.080.050
M10X25	200	45205.100.025
M10X30	200	45205.100.030
M10X40	100	45205.100.040
M10X50	100	45205.100.050
M10X60	100	45205.100.060

Šroub s válcovou hlavou a T-hvězdicí

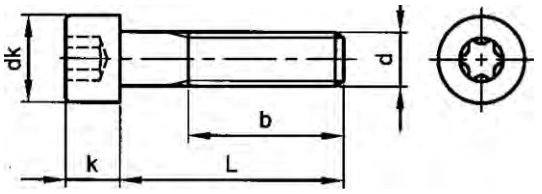

ISO 14579

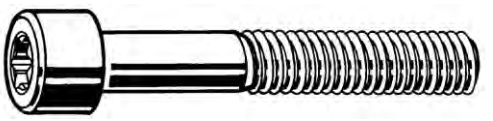

Technické údaje

d	b	d_k (max.)	Drážka	k (max.)	P
M2	16	3.8	T6	2	0.4
M2.5	17	4.5	T8	2.5	0.45
M3	18	5.5	T10	3	0.5
M4	20	7	T20	4	0.7
M5	22	8.5	T25	5	0.8
M6	24	10	T30	6	1
M8	28	13	T45	8	1.25

Skupiny produktů

Závit	Typ drážky	Materiál	Třída	Povrchová úprava	Kód	Strana
M	T-hvězdice	Oc	8.8	Zn	07165	2-16
M	T-hvězdice	NO A2	50		51052	2-16

07165 Šroub s válcovou hlavou a T-hvězdicí — D02A

Závit Metrický závit
Materiál Ocel
Třída 8.8
Povrchová úprava Pozinkované

d x L	✉	Kód výrobku	d x L	✉	Kód výrobku	d x L	✉	Kód výrobku
M5X25	500	07165.050.025	M6X35	200	07165.060.035	M8X16	200	07165.080.016
			M6X40	200	07165.060.040	M8X40	100	07165.080.040
M6X12	200	07165.060.012	M6X50	200	07165.060.050	M8X50	100	07165.080.050
M6X30	200	07165.060.030						

51052 Šroub s válcovou hlavou a T-hvězdicí — Q05A

Závit Metrický závit
Materiál Nerezocel A2
Třída 50

d x L	✉	Kód výrobku	d x L	✉	Kód výrobku	d x L	✉	Kód výrobku
M2X3*	500	51052.020.003	M3X5*	1000	51052.030.005	M4X35*	200	51052.040.035
M2X4*	500	51052.020.004	M3X6*	1000	51052.030.006	M4X40*	200	51052.040.040
M2X5*	500	51052.020.005	M3X8*	1000	51052.030.008	M4X45*	200	51052.040.045
M2X6*	500	51052.020.006	M3X10*	1000	51052.030.010	M4X50*	200	51052.040.050
M2X8*	500	51052.020.008	M3X12*	1000	51052.030.012	M4X60*	100	51052.040.060
M2X10*	500	51052.020.010	M3X14*	1000	51052.030.014			
M2X12*	500	51052.020.012	M3X16*	1000	51052.030.016	M5X6*	500	51052.050.006
M2X14*	500	51052.020.014	M3X18*	1000	51052.030.018	M5X8*	500	51052.050.008
M2X16*	500	51052.020.016	M3X20*	1000	51052.030.020	M5X10*	500	51052.050.010
M2X18*	500	51052.020.018	M3X22*	1000	51052.030.022	M5X12*	500	51052.050.012
M2X20*	500	51052.020.020	M3X25*	1000	51052.030.025	M5X14*	500	51052.050.014
			M3X30*	1000	51052.030.030	M5X16*	500	51052.050.016
M2,5X3*	500	51052.025.003				M5X18*	500	51052.050.018
M2,5X4*	500	51052.025.004	M4X5*	1000	51052.040.005	M5X20*	500	51052.050.020
M2,5X5*	500	51052.025.005	M4X6*	1000	51052.040.006	M5X22*	500	51052.050.022
M2,5X6*	500	51052.025.006	M4X8*	1000	51052.040.008	M5X25*	200	51052.050.025
M2,5X8*	500	51052.025.008	M4X10*	1000	51052.040.010	M5X30*	200	51052.050.030
M2,5X10*	500	51052.025.010	M4X12*	1000	51052.040.012	M5X35*	200	51052.050.035
M2,5X12*	500	51052.025.013	M4X14*	1000	51052.040.014	M5X40*	200	51052.050.040
M2,5X14*	500	51052.025.014	M4X16*	1000	51052.040.016	M5X45*	200	51052.050.045
M2,5X16*	500	51052.025.016	M4X18*	1000	51052.040.018	M5X50*	200	51052.050.050
M2,5X18*	500	51052.025.018	M4X20*	500	51052.040.020	M5X60*	100	51052.050.060
M2,5X20*	500	51052.025.020	M4X22*	500	51052.040.022			
			M4X25*	500	51052.040.025	M6X6*	500	51052.060.006
M3X4*	1000	51052.030.004	M4X30*	500	51052.040.030	M6X8*	500	51052.060.008

Nářadí, ochranné pomůcky a nástroje pro obrábění kovů, vše na www.fabory.com.

51052 **Šroub s válcovou hlavou a T-hvězdicí** ←

d x L	✉	Kód výrobku	d x L	✉	Kód výrobku	d x L	✉	Kód výrobku
M6X10*	500	51052.060.010	M6X35*	200	51052.060.035	M8X22*	200	51052.080.022
M6X12*	500	51052.060.012	M6X40*	200	51052.060.040	M8X25*	100	51052.080.025
M6X14*	200	51052.060.014	M6X45*	100	51052.060.045	M8X30*	100	51052.080.030
M6X16*	200	51052.060.016	M6X50*	100	51052.060.050	M8X35*	100	51052.080.035
M6X18*	200	51052.060.018	M6X60*	100	51052.060.060	M8X40*	100	51052.080.040
M6X20*	200	51052.060.020				M8X45*	100	51052.080.045
M6X22*	200	51052.060.022	M8X16*	200	51052.080.016	M8X50*	100	51052.080.050
M6X25*	200	51052.060.025	M8X18*	200	51052.080.018	M8X60*	100	51052.080.060
M6X30*	200	51052.060.030	M8X20*	200	51052.080.020			

Šroub s vnitřním šestihranem a plným závitem

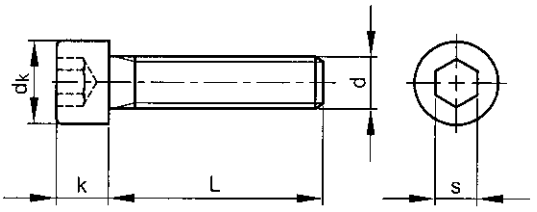

DIN	**≈912**
ISO	≈4762
NEN	≈1241
ASME	≈B18.3.1M
NF	≈E25-125
BS	≈4168-1



Technické údaje

d	d_k (max.)	k (max.)	P	s
M3	5.5	3	0.5	2.5
M4	7	4	0.7	3
M5	8.5	5	0.8	4
M6	10	6	1	5
M8	13	8	1.25	6
M10	16	10	1.5	8
M12	18	12	1.75	10
M14	21	14	2	12
M16	24	16	2	14
M20	30	20	2.5	17

Skupiny produktů

Závit	Typ drážky	Materiál	Třída	Povrchová úprava		Barva	Kód	Strana
M	S vnitřním šestihranem	Oc	8.8				07070	2-17
M	S vnitřním šestihranem	Oc	8.8	Zn			07071	2-18
M	S vnitřním šestihranem	Oc	12.9				07010	2-18
M	S vnitřním šestihranem	NO A2	70				51020	2-18
M	S vnitřním šestihranem	NO A4	70				55020	2-19
M	S vnitřním šestihranem	NO A2	70		serrated		51051	2-19
M	S vnitřním šestihranem	Plast PA	PA 6.6			Bílá	56120	2-19

07070 **Šroub s vnitřním šestihranem a plným závitem** **D03A**

Závit	Metrický závit
Materiál	Ocel
Třída	8.8

RoHS

d x L	✉	Kód výrobku	d x L	✉	Kód výrobku	d x L	✉	Kód výrobku
M3X25	200	07070.030.025	M6X45	200	07070.060.045	M10X80	50	07070.100.080
			M6X50	200	07070.060.050	M10X100	50	07070.100.100
M4X30	200	07070.040.030	M6X60	200	07070.060.060			
M4X40	200	07070.040.040	M6X80	200	07070.060.080	M12X60	50	07070.120.060
M4X50	200	07070.040.050	M6X90	100	07070.060.090	M12X70	50	07070.120.070
M4X60	200	07070.040.060	M6X100	100	07070.060.100	M12X80	50	07070.120.080
						M12X100	50	07070.120.100
M5X30	200	07070.050.030	M8X40	100	07070.080.040	M12X120	50	07070.120.120
M5X35	200	07070.050.035	M8X50	100	07070.080.050			
M5X40	200	07070.050.040	M8X60	100	07070.080.060	M14X60	50	07070.140.060
M5X45	200	07070.050.045	M8X70	100	07070.080.070	M14X80	50	07070.140.080
M5X50	200	07070.050.050	M8X80	100	07070.080.080			
M5X60	200	07070.050.060	M8X100	100	07070.080.100	M16X80	25	07070.160.080
M5X80	200	07070.050.080				M16X100	25	07070.160.100
			M10X50	50	07070.100.050			
M6X35	200	07070.060.035	M10X60	50	07070.100.060	M20X80	25	07070.200.080
M6X40	200	07070.060.040	M10X70	50	07070.100.070			

07071 Šroub s vnitřním šestihranem a plným závitem D03A

Závit Metrický závit
Materiál Ocel
Třída 8.8
Povrchová úprava Pozinkované

d x L	✉	Kód výrobku
M3X25	200	07071.030.025
M3X30	200	07071.030.030
M3X40	200	07071.030.040
M4X30	200	07071.040.030
M4X40	200	07071.040.040
M4X50	200	07071.040.050
M4X60	200	07071.040.060
M5X30	200	07071.050.030
M5X35	200	07071.050.035
M5X40	200	07071.050.040
M5X45	200	07071.050.045
M5X50	200	07071.050.050
M5X60	200	07071.050.060
M5X70	200	07071.050.070
M5X80	200	07071.050.080

d x L	✉	Kód výrobku
M6X35	200	07071.060.035
M6X40	200	07071.060.040
M6X45	200	07071.060.045
M6X50	200	07071.060.050
M6X60	200	07071.060.060
M6X70	200	07071.060.070
M6X80	200	07071.060.080
M8X40	100	07071.080.040
M8X50	100	07071.080.050
M8X60	100	07071.080.060
M8X70	100	07071.080.070
M8X80	100	07071.080.080
M8X100	100	07071.080.100
M10X50	50	07071.100.050
M10X60	50	07071.100.060
M10X70	50	07071.100.070

d x L	✉	Kód výrobku
M10X80	50	07071.100.080
M10X100	50	07071.100.100
M12X60	50	07071.120.060
M12X70	50	07071.120.070
M12X80	50	07071.120.080
M12X100	50	07071.120.100
M16X70	50	07071.160.070
M16X80	25	07071.160.080
M16X90	25	07071.160.090
M16X100	25	07071.160.100
M20X80	25	07071.200.080
M20X90	25	07071.200.090
M20X100	25	07071.200.100

07010 Šroub s vnitřním šestihranem a plným závitem D03A

Závit Metrický závit
Materiál Ocel
Třída 12.9

d x L	✉	Kód výrobku
M3X25	200	07010.030.025
M4X30	200	07010.040.030
M4X40	200	07010.040.040
M4X50	200	07010.040.050
M5X30	200	07010.050.030
M5X35	200	07010.050.035
M5X40	200	07010.050.040
M5X50	200	07010.050.050

d x L	✉	Kód výrobku
M6X35	200	07010.060.035
M6X40	200	07010.060.040
M6X50	200	07010.060.050
M6X60	100	07010.060.060
M8X40	100	07010.080.040
M8X50	100	07010.080.050
M8X60	100	07010.080.060

d x L	✉	Kód výrobku
M8X80	100	07010.080.080
M10X50	50	07010.100.050
M10X60	50	07010.100.060
M10X70	50	07010.100.070
M10X80	50	07010.100.080
M12X60	50	07010.120.060
M12X80	50	07010.120.080

- UPOZORNĚNÍ: Elektrolytické pokovení těchto produktů může způsobit vodíkovou křehkost.

51020 Šroub s vnitřním šestihranem a plným závitem Q05A

Závit Metrický závit
Materiál Nerezocel A2
Třída 70

d x L	✉	Kód výrobku
M5X30*	200	51020.050.030
M5X35*	200	51020.050.035
M5X40*	200	51020.050.040
M5X45*	200	51020.050.045
M5X50*	200	51020.050.050
M6X35*	200	51020.060.035
M6X40*	200	51020.060.040
M6X45*	100	51020.060.045
M6X50*	100	51020.060.050
M6X55*	100	51020.060.055
M6X60*	100	51020.060.060
M6X70*	100	51020.060.070
M6X80*	100	51020.060.080

d x L	✉	Kód výrobku
M6X90*	100	51020.060.090
M6X100*	100	51020.060.100
M8X40*	100	51020.080.040
M8X45*	100	51020.080.045
M8X50*	100	51020.080.050
M8X55*	100	51020.080.055
M8X60*	100	51020.080.060
M8X70*	100	51020.080.070
M8X80*	100	51020.080.080
M8X90*	100	51020.080.090
M8X100*	50	51020.080.100
M10X45*	100	51020.100.045

d x L	✉	Kód výrobku
M10X50*	50	51020.100.050
M10X55*	50	51020.100.055
M10X60*	50	51020.100.060
M10X70*	50	51020.100.070
M10X80*	50	51020.100.080
M10X90*	50	51020.100.090
M10X100*	50	51020.100.100
M12X55*	100	51020.120.055
M12X60*	50	51020.120.060
M12X70*	50	51020.120.070
M12X80*	25	51020.120.080
M12X90*	25	51020.120.090

55020 Šroub s vnitřním šestihranem a plným závitem — Q45A

Závit Metrický závit
Materiál Nerezocel A4
Třída 70

d x L	✉	Kód výrobku	d x L	✉	Kód výrobku	d x L	✉	Kód výrobku
M5X30*	200	55020.050.030	M6X80*	100	55020.060.080	M10X50*	50	55020.100.050
M5X35*	200	55020.050.035	M6X90*	100	55020.060.090	M10X55*	50	55020.100.055
M5X40*	200	55020.050.040				M10X60*	50	55020.100.060
M5X45*	200	55020.050.045	M8X40*	100	55020.080.040	M10X70*	50	55020.100.070
M5X50*	200	55020.050.050	M8X45*	100	55020.080.045	M10X80*	50	55020.100.080
M5X100*	100	55020.050.100	M8X50*	100	55020.080.050	M10X90*	50	55020.100.090
			M8X55*	100	55020.080.055	M10X100*	50	55020.100.100
M6X35*	200	55020.060.035	M8X60*	100	55020.080.060			
M6X40*	200	55020.060.040	M8X70*	100	55020.080.070	M12X55*	50	55020.120.055
M6X45*	100	55020.060.045	M8X80*	100	55020.080.080	M12X60*	50	55020.120.060
M6X50*	100	55020.060.050	M8X90*	100	55020.080.090	M12X70*	50	55020.120.070
M6X55*	100	55020.060.055	M8X100*	50	55020.080.100	M12X80*	25	55020.120.080
M6X60*	100	55020.060.060				M12X90*	25	55020.120.090
M6X70*	100	55020.060.070	M10X45*	100	55020.100.045	M12X100*	25	55020.120.100

51051 Šrouby s válc. hl. vnitřním 6-hr a ozubením — Q05A

Závit Metrický závit
Materiál Nerezocel A2
Třída 70

d x L	✉	Kód výrobku	d x L	✉	Kód výrobku	d x L	✉	Kód výrobku
M8X12*	500	51051.080.012	M8X28*	200	51051.080.028	M8X50*	200	51051.080.050
M8X14*	200	51051.080.014	M8X30*	200	51051.080.030	M8X55*	100	51051.080.055
M8X16*	200	51051.080.016	M8X32*	200	51051.080.032	M8X60*	100	51051.080.060
M8X20*	200	51051.080.020	M8X35*	200	51051.080.035			
M8X22*	200	51051.080.022	M8X40*	200	51051.080.040	M10X20*	100	51051.100.020
M8X25*	200	51051.080.025	M8X45*	200	51051.080.045			

56120 Šroub s vnitřním šestihranem a plným závitem plast — W02A

Závit Metrický závit
Materiál Plast Polyamid (nylon)
Třída PA 6.6
Barva Bílá

d x L	✉	Kód výrobku	d x L	✉	Kód výrobku	d x L	✉	Kód výrobku
M6X10	50	56120.060.010	M8X20	50	56120.080.020	M10X30	25	56120.100.030
M6X16	50	56120.060.016	M8X25	50	56120.080.025	M10X40	25	56120.100.040
M6X20	50	56120.060.020	M8X30	50	56120.080.030	M10X50	25	56120.100.050
M6X25	50	56120.060.025	M8X40	50	56120.080.040	M10X60	25	56120.100.060
M6X30	50	56120.060.030	M8X50	50	56120.080.050			
M6X40	50	56120.060.040	M8X60	50	56120.080.060	M12X30	25	56120.120.030
M6X50	50	56120.060.050				M12X40	25	56120.120.040
			M10X20	25	56120.100.020	M12X50	25	56120.120.050
M8X16	50	56120.080.016	M10X25	25	56120.100.025	M12X60	25	56120.120.060

Šroub s vnitřním šestihranem MF

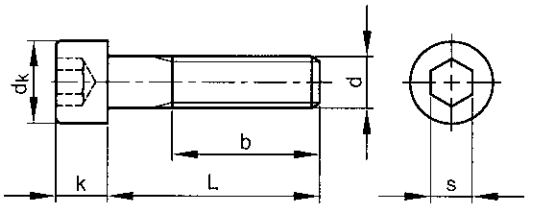

DIN	**912**
ISO	4762
NEN	1241
ASME	B18.3.1M
NF	E25-125
BS	4168-1

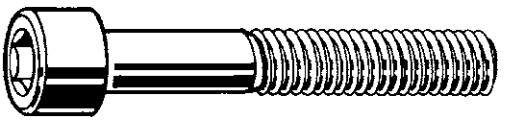

Technické údaje

d	b	d_k (max.)	k (max.)	Plný závit L ≤	s
M8	28	13	8	35	6
M10	32	16	10	40	8
M12	36	18	12	50	10
M14	40	21	14	55	12
M16	44	24	16	60	14
M18	48	27	18	65	14

Skupiny produktů

Závit	Typ drážky	Materiál	Třída	Kód	Strana
MF	S vnitřním šestihranem	Oc	12.9	07040	2-20
MEF	S vnitřním šestihranem	Oc	12.9	07041	2-20

07040 Šroub s vnitřním šestihranem MF — D93A

Závit Metrický jemný závit
Materiál Ocel
Třída 12.9

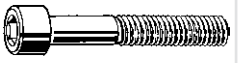

d x P x L	✉	Kód výrobku	d x P x L	✉	Kód výrobku	d x P x L	✉	Kód výrobku
M8X1,00X16	100	07040.080.016	M10X1,25X60	25	07040.100.060	M12X1,50X100	10	07040.120.100
M8X1,00X20	100	07040.080.020	M10X1,25X70	25	07040.100.070			
M8X1,00X25	100	07040.080.025	M10X1,25X80	25	07040.100.080	M14X1,50X30	10	07040.140.030
M8X1,00X30	100	07040.080.030	M10X1,25X90	25	07040.100.090	M14X1,50X40	10	07040.140.040
M8X1,00X35	100	07040.080.035	M10X1,25X100	25	07040.100.100	M14X1,50X50	10	07040.140.050
M8X1,00X40	100	07040.080.040				M14X1,50X60	50	07040.140.060
M8X1,00X45	50	07040.080.045	M12X1,50X25	50	07040.120.025	M14X1,50X80	10	07040.140.080
M8X1,00X50	50	07040.080.050	M12X1,50X30	50	07040.120.030			
			M12X1,50X35	50	07040.120.035	M16X1,50X40	10	07040.160.040
M10X1,25X20	100	07040.100.020	M12X1,50X40	25	07040.120.040	M16X1,50X50	10	07040.160.050
M10X1,25X25	50	07040.100.025	M12X1,50X45	25	07040.120.045	M16X1,50X55	10	07040.160.055
M10X1,25X30	50	07040.100.030	M12X1,50X50	25	07040.120.050	M16X1,50X60	10	07040.160.060
M10X1,25X35	50	07040.100.035	M12X1,50X55	25	07040.120.055	M16X1,50X70	10	07040.160.070
M10X1,25X40	50	07040.100.040	M12X1,50X60	10	07040.120.060	M16X1,50X80	5	07040.160.080
M10X1,25X45	50	07040.100.045	M12X1,50X70	10	07040.120.070	M16X1,50X90	5	07040.160.090
M10X1,25X50	50	07040.100.050	M12X1,50X80	10	07040.120.080	M16X1,50X100	5	07040.160.100
M10X1,25X55	50	07040.100.055	M12X1,50X90	10	07040.120.090			

- UPOZORNĚNÍ: Elektrolytické pokovení těchto produktů může způsobit vodíkovou křehkost.

07041 Šroub s vnitřním šestihranem MEF — D93A

Závit Metrický extra jemný závit
Materiál Ocel
Třída 12.9

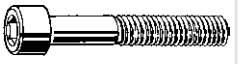

d x P x L	✉	Kód výrobku	d x P x L	✉	Kód výrobku	d x P x L	✉	Kód výrobku
M10X1,00X30	50	07041.100.030	M10X1,00X100	25	07041.100.100	M12X1,25X60	25	07041.120.060
M10X1,00X35	50	07041.100.035				M12X1,25X70	10	07041.120.070
M10X1,00X40	50	07041.100.040	M12X1,25X25	50	07041.120.025	M12X1,25X80	10	07041.120.080
M10X1,00X45	50	07041.100.045	M12X1,25X30	50	07041.120.030	M12X1,25X100	10	07041.120.100
M10X1,00X50	50	07041.100.050	M12X1,25X40	25	07041.120.040			
M10X1,00X60	25	07041.100.060	M12X1,25X45	25	07041.120.045	M18X1,50X70	5	07041.180.070
M10X1,00X70	25	07041.100.070	M12X1,25X50	25	07041.120.050	M18X1,50X80	5	07041.180.080
M10X1,00X90	25	07041.100.090						

- UPOZORNĚNÍ: Elektrolytické pokovení těchto produktů může způsobit vodíkovou křehkost.

Šroub s vnitřním šestihranem UNC série 1960

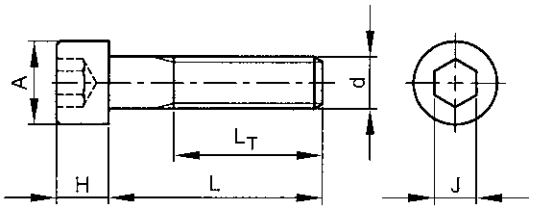

ASME **≈B18.3 (1960)**
BS ≈2470

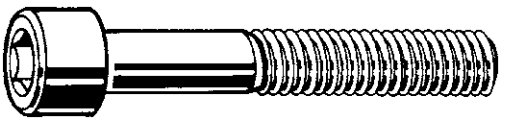

Technické údaje

d	A	H	J	L_T (min.)	Závitů na palec
No.2	0.14	0.086	5/64	0.625	56
No.4	0.183	0.112	3/32	0.750	40
No.6	0.226	0.138	7/64	0.750	32
No.8	0.27	0.164	9/64	0.875	32
1/4	3/8	1/4	3/16	1.000	20
5/16	15/32	5/16	1/4	1.125	18
3/8	9/16	3/8	5/16	1.250	16
1/2	3/4	1/2	3/8	1.500	13
5/8	15/16	5/8	1/2	1.750	11
3/4	1.1/8	3/4	5/8	2.000	10

- Mechanické vlastnosti v podstatě odpovídají obdobné jakostní třídě 12.9 dle DIN ISO 898-1. Další vlastnosti dle ASTM A574.
- Značení těchto šroubů není závazné.
- POZOR: Jelikož norma výrobku stanovuje pro velikost závitu do 1” toleranci závitu 3A, pozinkování může mít za následek problémy s lícováním závitu.

Skupiny produktů

Závit	Typ drážky	Materiál	Třída	Kód	Strana
UNC	S vnitřním šestihranem	Oc	12.9	07212	2-21
UNC	S vnitřním šestihranem	NO A2		51056	2-21

07212 Šroub s vnitřním šestihranem UNC série 1960 — X05A

Závit Unified National Coarse
Materiál Ocel
Třída 12.9

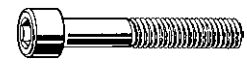

d x L	✉	Kód výrobku	d x L	✉	Kód výrobku	d x L	✉	Kód výrobku
NO.2X3/16	100	07212.021.004	NO.4X5/8	100	07212.028.015	NO.6X1 Inch	100	07212.035.025
NO.2X1/4	100	07212.021.006	NO.4X3/4	100	07212.028.019			
NO.2X3/8	100	07212.021.009				NO.8X1/4	100	07212.041.006
NO.2X1/2	100	07212.021.012	NO.6X1/4	100	07212.035.006	NO.8X3/8	100	07212.041.009
NO.2X5/8	100	07212.021.015	NO.6X5/16	100	07212.035.007	NO.8X1/2	100	07212.041.012
			NO.6X3/8	100	07212.035.009	NO.8X5/8	100	07212.041.015
NO.4X1/4	100	07212.028.006	NO.6X1/2	100	07212.035.012	NO.8X3/4	100	07212.041.019
NO.4X5/16	100	07212.028.007	NO.6X5/8	100	07212.035.015	NO.8X1 Inch	100	07212.041.025
NO.4X3/8	100	07212.028.009	NO.6X3/4	100	07212.035.019	NO.8X1.1/4	100	07212.041.031
NO.4X1/2	100	07212.028.012	NO.6X7/8	100	07212.035.022	NO.8X1.1/2	100	07212.041.038

- UPOZORNĚNÍ: Elektrolytické pokovení těchto produktů může způsobit vodíkovou křehkost.

51056 Šroub s vnitřním šestihranem UNC série 1960 — X61A

Závit Unified National Coarse
Materiál Nerezocel A2

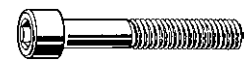

d x L	✉	Kód výrobku	d x L	✉	Kód výrobku	d x L	✉	Kód výrobku
1/4X1/4	100	51056.063.006	1/4X2.1/4	100	51056.063.057	3/8X2.3/4	100	51056.096.069
1/4X3/8	100	51056.063.009	1/4X2.1/2	100	51056.063.063	3/8X3.1/2	50	51056.096.088
1/4X1/2	100	51056.063.012				3/8X4.1/2	50	51056.096.114
1/4X5/8	100	51056.063.015	3/8X5/8	25	51056.096.015			
1/4X7/8	100	51056.063.022	3/8X1 Inch	50	51056.096.025	1/2X3/4	25	51056.127.019
1/4X1 Inch	100	51056.063.025	3/8X1.1/4	50	51056.096.031	1/2X1 Inch	25	51056.127.025
1/4X1.1/4	100	51056.063.031	3/8X1.1/2	50	51056.096.038	1/2X1.1/4	25	51056.127.031
1/4X1.1/2	100	51056.063.038	3/8X1.3/4	50	51056.096.044	1/2X1.1/2	25	51056.127.038
1/4X1.3/4	100	51056.063.044	3/8X2 Inch	50	51056.096.050	1/2X1.3/4	25	51056.127.044
1/4X2 Inch	100	51056.063.050	3/8X2.1/2	50	51056.096.063	1/2X2 Inch	25	51056.127.050

51056	Šroub s vnitřním šestihranem UNC série 1960					←
d x L	✉	Kód výrobku	d x L	✉	Kód výrobku	
1/2X3 Inch	25	51056.127.076	1/2X4 Inch	25	51056.127.101	

2

Šroub s vnitřním šestihranem UNC, série 1936

ASME ≈B18.3 (1936)

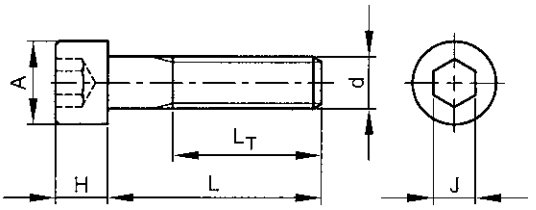

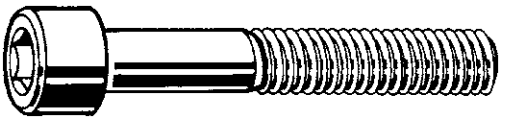

Technické údaje

d	A	H	J	L_T (min.)	Závitů na palec
No.1	0.118	0.073	1/16	0.62	64
No.2	0.140	0.086	5/64	0.62	56
No.3	0.161	0.099	5/64	0.62	48
No.4	0.183	0.112	3/32	0.75	40
No.5	0.205	0.125	3/32	0.75	40
No.6	0.226	0.138	7/64	0.75	32
No.8	0.270	0.164	9/64	0.88	32
No.10	0.312	0.19	5/32	0.88	24
1/4	0.375	0.25	3/16	1	20
5/16	0.469	0.312	1/4	1.12	18
3/8	0.562	0.375	5/16	1.25	16
7/16	0.656	0.438	3/8	1.38	14
1/2	0.750	0.5	3/8	1.5	13
9/16	0.844	0.562	3/8	1.5	12
5/8	0.938	0.625	1/2	1.75	11
3/4	1.125	0.75	5/8	2	10
7/8	1.312	0.875	3/4	2.25	9
1 Inch	1.5	1	3/4	2.5	8
1.1/8	1.688	1.125	7/8	2.81	7
1.1/4	1.875	1.25	7/8	3.12	7
1.3/8	2.062	1.375	1	3.44	6
1.1/2	2.25	1.5	1	3.75	6
1.3/4	2.625	1.75	1 1/4	4.38	5
2 Inch	3	2	1 1/2	5	4.5

- Mechanické vlastnosti v podstatě odpovídají obdobné jakostní třídě 12.9 dle DIN ISO 898-1. Další vlastnosti dle ASTM A574.
- Značení těchto šroubů není závazné.
- POZOR: Jelikož norma výrobku stanovuje pro velikost závitu do 1” toleranci závitu 3A, pozinkování může mít za následek problémy s lícováním závitu.

Skupiny produktů

Závit	Typ drážky	Materiál	Třída	Povrchová úprava	Kód	Strana
UNC	S vnitřním šestihranem	Oc	Grade 8		U07000	2-22
UNC	S vnitřním šestihranem	Oc	Grade 8	Zn	U07001	2-25
UNC	S vnitřním šestihranem	Oc	12.9	Mech.zn	07260	2-25
UNC	S vnitřním šestihranem	NO A2 (AISI304/18-8)	F837B		U51050	2-26
UNC	S vnitřním šestihranem	NO A4 (AISI316/18-10)	F837E		U55050	2-27

U07000 Šroub s vnitřním šestihranem UNC, série 1936 **X05A**

Závit Unified National Coarse
Materiál Ocel
Třída Grade 8

RoHS

d x L	✉	Kód výrobku	d x L	✉	Kód výrobku	d x L	✉	Kód výrobku
NO.1-64X3/16 ft*	100	U07000.007.0018				NO.2-56X1/2 ft*	100	U07000.008.0050
NO.1-64X1/4 ft*	100	U07000.007.0025	NO.2-56X1/8 ft*	100	U07000.008.0012	NO.2-56X5/8 ft*	100	U07000.008.0062
NO.1-64X5/16 ft*	100	U07000.007.0031	NO.2-56X3/16 ft*	100	U07000.008.0018	NO.2-56X3/4*	100	U07000.008.0075
NO.1-64X3/8 ft*	100	U07000.007.0037	NO.2-56X1/4 ft*	100	U07000.008.0025	NO.2-56X7/8*	100	U07000.008.0087
NO.1-64X1/2 ft*	100	U07000.007.0050	NO.2-56X5/16 ft*	100	U07000.008.0031	NO.2-56X1 Inch*	100	U07000.008.0100
NO.1-64X5/8 ft*	100	U07000.007.0062	NO.2-56X3/8 ft*	100	U07000.008.0037			
NO.1-64X3/4*	100	U07000.007.0075	NO.2-56X7/16 ft*	100	U07000.008.0043	NO.3-48X1/8 ft*	100	U07000.009.0012
NO.1-64X1 Inch*	100	U07000.007.0100						

U07000 Šroub s vnitřním šestihranem UNC, série 1936

d x L	✉	Kód výrobku
NO.3-48X3/16 ft*	100	U07000.009.0018
NO.3-48X1/4 ft*	100	U07000.009.0025
NO.3-48X5/16 ft*	100	U07000.009.0031
NO.3-48X3/8 ft*	100	U07000.009.0037
NO.3-48X1/2 ft*	100	U07000.009.0050
NO.3-48X5/8 ft*	100	U07000.009.0062
NO.3-48X3/4*	100	U07000.009.0075
NO.3-48X7/8*	100	U07000.009.0087
NO.3-48X1 Inch*	100	U07000.009.0100
NO.4-40X1/8 ft*	100	U07000.011.0012
NO.4-40X3/16 ft*	100	U07000.011.0018
NO.4-40X1/4 ft*	100	U07000.011.0025
NO.4-40X5/16 ft*	100	U07000.011.0031
NO.4-40X3/8 ft*	100	U07000.011.0037
NO.4-40X7/16 ft*	100	U07000.011.0043
NO.4-40X1/2 ft*	100	U07000.011.0050
NO.4-40X5/8 ft*	100	U07000.011.0062
NO.4-40X3/4 ft*	100	U07000.011.0075
NO.4-40X7/8*	100	U07000.011.0087
NO.4-40X1 Inch*	100	U07000.011.0100
NO.4-40X1.1/8*	100	U07000.011.0112
NO.4-40X1.1/4*	100	U07000.011.0125
NO.4-40X1.3/8*	100	U07000.011.0137
NO.4-40X1.1/2*	100	U07000.011.0150
NO.4-40X1.3/4*	100	U07000.011.0175
NO.4-40X2 Inch*	100	U07000.011.0200
NO.5-40X1/8 ft*	100	U07000.012.0012
NO.5-40X3/16 ft*	100	U07000.012.0018
NO.5-40X1/4 ft*	100	U07000.012.0025
NO.5-40X5/16 ft*	100	U07000.012.0031
NO.5-40X3/8 ft*	100	U07000.012.0037
NO.5-40X7/16 ft*	100	U07000.012.0043
NO.5-40X1/2 ft*	100	U07000.012.0050
NO.5-40X5/8 ft*	100	U07000.012.0062
NO.5-40X3/4 ft*	100	U07000.012.0075
NO.5-40X7/8*	100	U07000.012.0087
NO.5-40X1 Inch*	100	U07000.012.0100
NO.5-40X1.1/4*	100	U07000.012.0125
NO.5-40X1.1/2*	100	U07000.012.0150
NO.5-40X2 Inch*	100	U07000.012.0200
NO.6-32X3/16 ft*	100	U07000.013.0018
NO.6-32X1/4 ft*	100	U07000.013.0025
NO.6-32X5/16 ft*	100	U07000.013.0031
NO.6-32X3/8 ft*	100	U07000.013.0037
NO.6-32X7/16 ft*	100	U07000.013.0043
NO.6-32X1/2 ft*	100	U07000.013.0050
NO.6-32X5/8 ft*	100	U07000.013.0062
NO.6-32X3/4 ft*	100	U07000.013.0075
NO.6-32X7/8*	100	U07000.013.0087
NO.6-32X1 Inch*	100	U07000.013.0100
NO.6-32X1.1/8*	100	U07000.013.0112
NO.6-32X1.1/4*	100	U07000.013.0125
NO.6-32X1.3/8*	100	U07000.013.0137
NO.6-32X1.1/2*	100	U07000.013.0150
NO.6-32X1.3/4*	100	U07000.013.0175
NO.6-32X2 Inch*	100	U07000.013.0200
NO.6-32X2.1/4*	100	U07000.013.0225
NO.6-32X2.1/2*	100	U07000.013.0250
NO.6-32X2.3/4*	100	U07000.013.0275
NO.8-32X3/16 ft*	100	U07000.016.0018
NO.8-32X1/4 ft*	100	U07000.016.0025
NO.8-32X5/16 ft*	100	U07000.016.0031
NO.8-32X3/8 ft*	100	U07000.016.0037
NO.8-32X7/16 ft*	100	U07000.016.0043
NO.8-32X1/2 ft*	100	U07000.016.0050
NO.8-32X5/8 ft*	100	U07000.016.0062
NO.8-32X3/4 ft*	100	U07000.016.0075
NO.8-32X7/8 ft*	100	U07000.016.0087
NO.8-32X1 Inch*	100	U07000.016.0100
NO.8-32X1.1/8*	100	U07000.016.0112
NO.8-32X1.1/4*	100	U07000.016.0125
NO.8-32X1.3/8*	100	U07000.016.0137
NO.8-32X1.1/2*	100	U07000.016.0150
NO.8-32X1.3/4*	100	U07000.016.0175
NO.8-32X2 Inch*	100	U07000.016.0200
NO.8-32X2.1/4*	100	U07000.016.0225
NO.8-32X2.1/2*	100	U07000.016.0250
NO.8-32X2.3/4*	100	U07000.016.0275

d x L	✉	Kód výrobku
NO.8-32X3 Inch*	100	U07000.016.0300
NO.10-24X3/16 ft*	100	U07000.019.0018
NO.10-24X1/4 ft*	100	U07000.019.0025
NO.10-24X5/16 ft*	100	U07000.019.0031
NO.10-24X3/8 ft*	100	U07000.019.0037
NO.10-24X7/16 ft*	100	U07000.019.0043
NO.10-24X1/2 ft*	100	U07000.019.0050
NO.10-24X5/8 ft*	100	U07000.019.0062
NO.10-24X3/4 ft*	100	U07000.019.0075
NO.10-24X7/8 ft*	100	U07000.019.0087
NO.10-24X1 Inch*	100	U07000.019.0100
NO.10-24X1.1/8*	100	U07000.019.0112
NO.10-24X1.1/4*	100	U07000.019.0125
NO.10-24X1.3/8*	100	U07000.019.0137
NO.10-24X1.1/2*	100	U07000.019.0150
NO.10-24X1.3/4*	100	U07000.019.0175
NO.10-24X2 Inch*	100	U07000.019.0200
NO.10-24X2.1/4*	100	U07000.019.0225
NO.10-24X2.1/2*	100	U07000.019.0250
NO.10-24X2.3/4*	100	U07000.019.0275
NO.10-24X3 Inch*	100	U07000.019.0300
NO.10-24X3.1/4*	100	U07000.019.0325
NO.10-24X3.1/2*	100	U07000.019.0350
NO.10-24X3.3/4*	100	U07000.019.0375
NO.10-24X4 Inch*	100	U07000.019.0400
1/4-20X5/16 ft*	100	U07000.025.0031
1/4-20X3/8 ft*	100	U07000.025.0037
1/4-20X7/16 ft*	100	U07000.025.0043
1/4-20X1/2 ft*	100	U07000.025.0050
1/4-20X5/8 ft*	100	U07000.025.0062
1/4-20X3/4 ft*	100	U07000.025.0075
1/4-20X7/8 ft*	100	U07000.025.0087
1/4-20X1 Inch ft*	100	U07000.025.0100
1/4-20X1.1/8*	100	U07000.025.0112
1/4-20X1.1/4*	100	U07000.025.0125
1/4-20X1.3/8*	100	U07000.025.0137
1/4-20X1.1/2*	100	U07000.025.0150
1/4-20X1.3/4*	100	U07000.025.0175
1/4-20X2 Inch*	50	U07000.025.0200
1/4-20X2.1/4*	50	U07000.025.0225
1/4-20X2.1/2*	50	U07000.025.0250
1/4-20X2.3/4*	50	U07000.025.0275
1/4-20X3 Inch*	25	U07000.025.0300
1/4-20X3.1/4*	25	U07000.025.0325
1/4-20X3.1/2*	25	U07000.025.0350
1/4-20X3.3/4*	25	U07000.025.0375
1/4-20X4 Inch*	25	U07000.025.0400
1/4-20X4.1/4*	25	U07000.025.0425
1/4-20X4.1/2*	25	U07000.025.0450
1/4-20X4.3/4*	25	U07000.025.0475
1/4-20X5 Inch*	25	U07000.025.0500
5/16-18X3/8 ft*	100	U07000.031.0037
5/16-18X1/2 ft*	100	U07000.031.0050
5/16-18X5/8 ft*	100	U07000.031.0062
5/16-18X3/4 ft*	100	U07000.031.0075
5/16-18X7/8 ft*	100	U07000.031.0087
5/16-18X1 Inch ft*	50	U07000.031.0100
5/16-18X1.1/8 ft*	50	U07000.031.0112
5/16-18X1.1/4*	50	U07000.031.0125
5/16-18X1.3/8*	50	U07000.031.0137
5/16-18X1.1/2*	50	U07000.031.0150
5/16-18X1.3/4*	50	U07000.031.0175
5/16-18X2 Inch*	50	U07000.031.0200
5/16-18X2.1/4*	25	U07000.031.0225
5/16-18X2.1/2*	25	U07000.031.0250
5/16-18X2.3/4*	25	U07000.031.0275
5/16-18X3 Inch*	25	U07000.031.0300
5/16-18X3.1/4*	25	U07000.031.0325
5/16-18X3.1/2*	25	U07000.031.0350
5/16-18X3.3/4*	25	U07000.031.0375
5/16-18X4 Inch*	10	U07000.031.0400
5/16-18X4.1/2*	10	U07000.031.0450
5/16-18X5 Inch*	10	U07000.031.0500
5/16-18X5.1/2*	10	U07000.031.0550
5/16-18X6 Inch*	10	U07000.031.0600
3/8-16X1/2 ft*	50	U07000.037.0050
3/8-16X5/8 ft*	50	U07000.037.0062
3/8-16X3/4 ft*	50	U07000.037.0075

d x L	✉	Kód výrobku
3/8-16X7/8 ft*	50	U07000.037.0087
3/8-16X1 Inch ft*	50	U07000.037.0100
3/8-16X1.1/8 ft*	50	U07000.037.0112
3/8-16X1.1/4 ft*	50	U07000.037.0125
3/8-16X1.3/8*	50	U07000.037.0137
3/8-16X1.1/2*	25	U07000.037.0150
3/8-16X1.3/4*	25	U07000.037.0175
3/8-16X2 Inch*	25	U07000.037.0200
3/8-16X2.1/4*	25	U07000.037.0225
3/8-16X2.1/2*	25	U07000.037.0250
3/8-16X2.3/4*	25	U07000.037.0275
3/8-16X3 Inch*	10	U07000.037.0300
3/8-16X3.1/4*	10	U07000.037.0325
3/8-16X3.1/2*	10	U07000.037.0350
3/8-16X3.3/4*	10	U07000.037.0375
3/8-16X4 Inch*	10	U07000.037.0400
3/8-16X4.1/4*	10	U07000.037.0425
3/8-16X4.1/2*	10	U07000.037.0450
3/8-16X4.3/4*	10	U07000.037.0475
3/8-16X5 Inch*	10	U07000.037.0500
3/8-16X5.1/2*	10	U07000.037.0550
3/8-16X6 Inch*	10	U07000.037.0600
3/8-16X6.1/2*	5	U07000.037.0650
3/8-16X7 Inch*	5	U07000.037.0700
3/8-16X7.1/2*	5	U07000.037.0750
7/16-14X1/2 ft*	25	U07000.043.0050
7/16-14X5/8 ft*	25	U07000.043.0062
7/16-14X3/4 ft*	25	U07000.043.0075
7/16-14X7/8 ft*	25	U07000.043.0087
7/16-14X1 Inch ft*	25	U07000.043.0100
7/16-14X1.1/4 ft*	25	U07000.043.0125
7/16-14X1.1/2*	25	U07000.043.0150
7/16-14X1.3/4*	10	U07000.043.0175
7/16-14X2 Inch*	10	U07000.043.0200
7/16-14X2.1/4*	10	U07000.043.0225
7/16-14X2.1/2*	10	U07000.043.0250
7/16-14X2.3/4*	10	U07000.043.0275
7/16-14X3 Inch*	10	U07000.043.0300
7/16-14X3.1/4*	5	U07000.043.0325
7/16-14X3.1/2*	5	U07000.043.0350
7/16-14X4 Inch*	5	U07000.043.0400
7/16-14X4.1/2*	5	U07000.043.0450
7/16-14X5 Inch*	5	U07000.043.0500
7/16-14X5.1/2*	5	U07000.043.0550
7/16-14X6 Inch*	5	U07000.043.0600
1/2-13X1/2 ft*	10	U07000.050.0050
1/2-13X5/8 ft*	10	U07000.050.0062
1/2-13X3/4 ft*	10	U07000.050.0075
1/2-13X7/8 ft*	10	U07000.050.0087
1/2-13X1 Inch ft*	10	U07000.050.0100
1/2-13X1.1/8 ft*	10	U07000.050.0112
1/2-13X1.1/4 ft*	10	U07000.050.0125
1/2-13X1.3/8 ft*	10	U07000.050.0137
1/2-13X1.1/2 ft*	10	U07000.050.0150
1/2-13X1.3/4*	10	U07000.050.0175
1/2-13X2 Inch*	10	U07000.050.0200
1/2-13X2.1/4*	10	U07000.050.0225
1/2-13X2.1/2*	10	U07000.050.0250
1/2-13X2.3/4*	10	U07000.050.0275
1/2-13X3 Inch*	5	U07000.050.0300
1/2-13X3.1/4*	5	U07000.050.0325
1/2-13X3.1/2*	5	U07000.050.0350
1/2-13X3.3/4*	5	U07000.050.0375
1/2-13X4 Inch*	5	U07000.050.0400
1/2-13X4.1/4*	5	U07000.050.0425
1/2-13X4.1/2*	5	U07000.050.0450
1/2-13X4.3/4*	5	U07000.050.0475
1/2-13X5 Inch*	5	U07000.050.0500
1/2-13X5.1/4*	5	U07000.050.0525
1/2-13X5.1/2*	5	U07000.050.0550
1/2-13X5.3/4*	5	U07000.050.0575
1/2-13X6 Inch*	5	U07000.050.0600
1/2-13X6.1/2*	5	U07000.050.0650
1/2-13X7 Inch*	5	U07000.050.0700
1/2-13X7.1/2*	5	U07000.050.0750
1/2-13X8 Inch*	5	U07000.050.0800
1/2-13X8.1/2*	1	U07000.050.0850
1/2-13X9 Inch*	1	U07000.050.0900
1/2-13X9.1/2*	1	U07000.050.0950

U07000 Šroub s vnitřním šestihranem UNC, série 1936

d x L	✉	Kód výrobku
9/16-12X1 Inch ft*	10	U07000.056.0100
9/16-12X1.1/4 ft*	10	U07000.056.0125
9/16-12X1.1/2 ft*	10	U07000.056.0150
9/16-12X1.3/4*	10	U07000.056.0175
9/16-12X2 Inch*	5	U07000.056.0200
9/16-12X2.1/4*	5	U07000.056.0225
9/16-12X2.1/2*	5	U07000.056.0250
9/16-12X2.3/4*	5	U07000.056.0275
9/16-12X3 Inch*	5	U07000.056.0300
9/16-12X3.1/2*	5	U07000.056.0350
9/16-12X4 Inch*	5	U07000.056.0400
9/16-12X4.1/2*	5	U07000.056.0450
9/16-12X5 Inch*	5	U07000.056.0500
9/16-12X5.1/2*	5	U07000.056.0550
9/16-12X6 Inch*	5	U07000.056.0600
9/16-12X6.1/2*	5	U07000.056.0650
9/16-12X7 Inch*	5	U07000.056.0700
9/16-12X7.1/2*	5	U07000.056.0750
9/16-12X8 Inch*	5	U07000.056.0800
5/8-11X5/8 ft*	10	U07000.062.0062
5/8-11X3/4 ft*	10	U07000.062.0075
5/8-11X7/8 ft*	10	U07000.062.0087
5/8-11X1 Inch ft*	10	U07000.062.0100
5/8-11X1.1/4 ft*	10	U07000.062.0125
5/8-11X1.3/8 ft*	10	U07000.062.0137
5/8-11X1.1/2 ft*	10	U07000.062.0150
5/8-11X1.3/4 ft*	10	U07000.062.0175
5/8-11X2 Inch*	5	U07000.062.0200
5/8-11X2.1/4*	5	U07000.062.0225
5/8-11X2.1/2*	5	U07000.062.0250
5/8-11X2.3/4*	5	U07000.062.0275
5/8-11X3 Inch*	5	U07000.062.0300
5/8-11X3.1/4*	5	U07000.062.0325
5/8-11X3.1/2*	5	U07000.062.0350
5/8-11X3.3/4*	5	U07000.062.0375
5/8-11X4 Inch*	5	U07000.062.0400
5/8-11X4.1/4*	5	U07000.062.0425
5/8-11X4.1/2*	5	U07000.062.0450
5/8-11X5 Inch*	5	U07000.062.0500
5/8-11X5.1/2*	5	U07000.062.0550
5/8-11X6 Inch*	5	U07000.062.0600
5/8-11X6.1/2*	5	U07000.062.0650
5/8-11X7 Inch*	5	U07000.062.0700
5/8-11X7.1/2*	5	U07000.062.0750
5/8-11X8 Inch*	5	U07000.062.0800
5/8-11X8.1/2*	1	U07000.062.0850
5/8-11X9 Inch*	1	U07000.062.0900
5/8-11X9.1/2*	1	U07000.062.0950
5/8-11X10 Inch*	1	U07000.062.1000
5/8-11X11 Inch*	1	U07000.062.1100
3/4-10X1 Inch ft*	5	U07000.075.0100
3/4-10X1.1/4 ft*	5	U07000.075.0125
3/4-10X1.1/2 ft*	5	U07000.075.0150
3/4-10X1.3/4 ft*	5	U07000.075.0175
3/4-10X2 Inch ft*	5	U07000.075.0200
3/4-10X2.1/4*	5	U07000.075.0225
3/4-10X2.1/2*	5	U07000.075.0250
3/4-10X2.3/4*	5	U07000.075.0275
3/4-10X3 Inch*	5	U07000.075.0300
3/4-10X3.1/4*	5	U07000.075.0325
3/4-10X3.1/2*	5	U07000.075.0350
3/4-10X3.3/4*	5	U07000.075.0375
3/4-10X4 Inch*	5	U07000.075.0400
3/4-10X4.1/4*	5	U07000.075.0425
3/4-10X4.1/2*	5	U07000.075.0450
3/4-10X4.3/4*	5	U07000.075.0475
3/4-10X5 Inch*	5	U07000.075.0500
3/4-10X5.1/2*	5	U07000.075.0550
3/4-10X6 Inch*	5	U07000.075.0600
3/4-10X6.1/2*	1	U07000.075.0650
3/4-10X7 Inch*	1	U07000.075.0700
3/4-10X7.1/2*	1	U07000.075.0750
3/4-10X8 Inch*	1	U07000.075.0800
3/4-10X8.1/2*	1	U07000.075.0850
3/4-10X9 Inch*	1	U07000.075.0900
3/4-10X9.1/2*	1	U07000.075.0950
3/4-10X10 Inch*	1	U07000.075.1000
3/4-10X11 Inch*	1	U07000.075.1100
3/4-10X12 Inch*	1	U07000.075.1200
3/4-10X13 Inch*	1	U07000.075.1300
3/4-10X14 Inch*	1	U07000.075.1400
7/8-9X1.1/4 ft*	5	U07000.087.0125
7/8-9X1.1/2 ft*	5	U07000.087.0150
7/8-9X1.3/4 ft*	5	U07000.087.0175
7/8-9X2 Inch ft*	5	U07000.087.0200
7/8-9X2.1/4 ft*	5	U07000.087.0225
7/8-9X2.1/2*	5	U07000.087.0250
7/8-9X2.3/4*	5	U07000.087.0275
7/8-9X3 Inch*	5	U07000.087.0300
7/8-9X3.1/4*	5	U07000.087.0325
7/8-9X3.1/2*	5	U07000.087.0350
7/8-9X4 Inch*	5	U07000.087.0400
7/8-9X4.1/2*	5	U07000.087.0450
7/8-9X4.3/4*	5	U07000.087.0475
7/8-9X5 Inch*	5	U07000.087.0500
7/8-9X5.1/2*	5	U07000.087.0550
7/8-9X6 Inch*	1	U07000.087.0600
7/8-9X6.1/2*	1	U07000.087.0650
7/8-9X7 Inch*	1	U07000.087.0700
7/8-9X7.1/2*	1	U07000.087.0750
7/8-9X8 Inch*	1	U07000.087.0800
7/8-9X9 Inch*	1	U07000.087.0900
7/8-9X10 Inch*	1	U07000.087.1000
7/8-9X11 Inch*	1	U07000.087.1100
7/8-9X12 Inch*	1	U07000.087.1200
7/8-9X14 Inch*	1	U07000.087.1400
7/8-9X16 Inch*	1	U07000.087.1600
7/8-9X18 Inch*	1	U07000.087.1800
1.-8X1.1/2 ft*	5	U07000.100.0150
1.-8X1.3/4 ft*	5	U07000.100.0175
1.-8X2 Inch ft*	5	U07000.100.0200
1.-8X2.1/4 ft*	5	U07000.100.0225
1.-8X2.1/2 ft*	5	U07000.100.0250
1.-8X2.3/4*	5	U07000.100.0275
1.-8X3 Inch*	5	U07000.100.0300
1.-8X3.1/4*	5	U07000.100.0325
1.-8X3.1/2*	5	U07000.100.0350
1.-8X3.3/4*	5	U07000.100.0375
1.-8X4 Inch*	5	U07000.100.0400
1.-8X4.1/4*	5	U07000.100.0425
1.-8X4.1/2*	5	U07000.100.0450
1.-8X4.3/4*	5	U07000.100.0475
1.-8X5 Inch*	5	U07000.100.0500
1.-8X5.1/2*	5	U07000.100.0550
1.-8X6 Inch*	1	U07000.100.0600
1.-8X6.1/2*	1	U07000.100.0650
1.-8X7 Inch*	1	U07000.100.0700
1.-8X7.1/2*	1	U07000.100.0750
1.-8X8 Inch*	1	U07000.100.0800
1.-8X8.1/2*	1	U07000.100.0850
1.-8X9 Inch*	1	U07000.100.0900
1.-8X9.1/2*	1	U07000.100.0950
1.-8X10 Inch*	1	U07000.100.1000
1.-8X11 Inch*	1	U07000.100.1100
1.-8X12 Inch*	1	U07000.100.1200
1.-8X13 Inch*	1	U07000.100.1300
1.-8X14 Inch*	1	U07000.100.1400
1.-8X16 Inch*	1	U07000.100.1600
1.-8X18 Inch*	1	U07000.100.1800
1.-8X20 Inch*	1	U07000.100.2000
1.1/8-7X2 Inch ft*	1	U07000.112.0200
1.1/8-7X2.1/2 ft*	1	U07000.112.0250
1.1/8-7X3 Inch*	1	U07000.112.0300
1.1/8-7X3.1/2*	1	U07000.112.0350
1.1/8-7X4 Inch*	1	U07000.112.0400
1.1/8-7X4.1/2*	1	U07000.112.0450
1.1/8-7X5 Inch*	1	U07000.112.0500
1.1/8-7X5.1/2*	1	U07000.112.0550
1.1/8-7X6 Inch*	1	U07000.112.0600
1.1/8-7X7 Inch*	1	U07000.112.0700
1.1/8-7X8 Inch*	1	U07000.112.0800
1.1/8-7X9 Inch*	1	U07000.112.0900
1.1/8-7X10 Inch*	1	U07000.112.1000
1.1/8-7X11 Inch*	1	U07000.112.1100
1.1/8-7X12 Inch*	1	U07000.112.1200
1.1/8-7X13 Inch*	1	U07000.112.1300
1.1/8-7X14 Inch*	1	U07000.112.1400
1.1/8-7X15 Inch*	1	U07000.112.1500
1.1/8-7X16 Inch*	1	U07000.112.1600
1.1/4-7X2 Inch ft*	1	U07000.125.0200
1.1/4-7X2.1/4 ft*	1	U07000.125.0225
1.1/4-7X2.1/2 ft*	1	U07000.125.0250
1.1/4-7X2.3/4 ft*	1	U07000.125.0275
1.1/4-7X3 Inch ft*	1	U07000.125.0300
1.1/4-7X3.1/2*	1	U07000.125.0350
1.1/4-7X3.3/4*	1	U07000.125.0375
1.1/4-7X4 Inch*	1	U07000.125.0400
1.1/4-7X4.1/2*	1	U07000.125.0450
1.1/4-7X5 Inch*	1	U07000.125.0500
1.1/4-7X5.1/2*	1	U07000.125.0550
1.1/4-7X6 Inch*	1	U07000.125.0600
1.1/4-7X6.1/2*	1	U07000.125.0650
1.1/4-7X7 Inch*	1	U07000.125.0700
1.1/4-7X8 Inch*	1	U07000.125.0800
1.1/4-7X9 Inch*	1	U07000.125.0900
1.1/4-7X10 Inch*	1	U07000.125.1000
1.1/4-7X11 Inch*	1	U07000.125.1100
1.1/4-7X12 Inch*	1	U07000.125.1200
1.1/4-7X13 Inch*	1	U07000.125.1300
1.1/4-7X14 Inch*	1	U07000.125.1400
1.1/4-7X15 Inch*	1	U07000.125.1500
1.1/4-7X16 Inch*	1	U07000.125.1600
1.1/4-7X18 Inch*	1	U07000.125.1800
1.1/4-7X20 Inch*	1	U07000.125.2000
1.3/8-6X3 Inch ft*	1	U07000.137.0300
1.3/8-6X3.1/2*	1	U07000.137.0350
1.3/8-6X4 Inch*	1	U07000.137.0400
1.3/8-6X4.1/2*	1	U07000.137.0450
1.3/8-6X5 Inch*	1	U07000.137.0500
1.3/8-6X5.1/2*	1	U07000.137.0550
1.3/8-6X6 Inch*	1	U07000.137.0600
1.3/8-6X7 Inch*	1	U07000.137.0700
1.3/8-6X8 Inch*	1	U07000.137.0800
1.3/8-6X10 Inch*	1	U07000.137.1000
1.3/8-6X11 Inch*	1	U07000.137.1100
1.3/8-6X12 Inch*	1	U07000.137.1200
1.3/8-6X14 Inch*	1	U07000.137.1400
1.3/8-6X16 Inch*	1	U07000.137.1600
1.3/8-6X18 Inch*	1	U07000.137.1800
1.3/8-6X20 Inch*	1	U07000.137.2000
1.1/2-6X2.1/2 ft*	1	U07000.150.0250
1.1/2-6X2.3/4 ft*	1	U07000.150.0275
1.1/2-6X3 Inch ft*	1	U07000.150.0300
1.1/2-6X3.1/2 ft*	1	U07000.150.0350
1.1/2-6X4 Inch*	1	U07000.150.0400
1.1/2-6X4.1/2*	1	U07000.150.0450
1.1/2-6X5 Inch*	1	U07000.150.0500
1.1/2-6X5.1/2*	1	U07000.150.0550
1.1/2-6X6 Inch*	1	U07000.150.0600
1.1/2-6X6.1/2*	1	U07000.150.0650
1.1/2-6X7 Inch*	1	U07000.150.0700
1.1/2-6X8 Inch*	1	U07000.150.0800
1.1/2-6X9 Inch*	1	U07000.150.0900
1.1/2-6X10 Inch*	1	U07000.150.1000
1.1/2-6X11 Inch*	1	U07000.150.1100
1.1/2-6X12 Inch*	1	U07000.150.1200
1.1/2-6X13 Inch*	1	U07000.150.1300
1.1/2-6X14 Inch*	1	U07000.150.1400
1.1/2-6X15 Inch*	1	U07000.150.1500
1.1/2-6X16 Inch*	1	U07000.150.1600
1.1/2-6X18 Inch*	1	U07000.150.1800
1.1/2-6X20 Inch*	1	U07000.150.2000
1.3/4-5X3 Inch ft*	1	U07000.175.0300
1.3/4-5X3.1/2 ft*	1	U07000.175.0350
1.3/4-5X4 Inch ft*	1	U07000.175.0400
1.3/4-5X4.1/2*	1	U07000.175.0450
1.3/4-5X5 Inch*	1	U07000.175.0500
1.3/4-5X5.1/2*	1	U07000.175.0550
1.3/4-5X6 Inch*	1	U07000.175.0600
1.3/4-5X7 Inch*	1	U07000.175.0700
1.3/4-5X8 Inch*	1	U07000.175.0800
1.3/4-5X9 Inch*	1	U07000.175.0900
1.3/4-5X10 Inch*	1	U07000.175.1000
1.3/4-5X12 Inch*	1	U07000.175.1200
1.3/4-5X14 Inch*	1	U07000.175.1400
1.3/4-5X15 Inch*	1	U07000.175.1500
1.3/4-5X16 Inch*	1	U07000.175.1600

U07000 Šroub s vnitřním šestihranem UNC, série 1936

d x L	✉	Kód výrobku	d x L	✉	Kód výrobku	d x L	✉	Kód výrobku
1.3/4-5X18 Inch*	1	U07000.175.1800	2.-4,5X5.1/2*	1	U07000.200.0550	2.-4,5X12 Inch*	1	U07000.200.1200
1.3/4-5X20 Inch*	1	U07000.175.2000	2.-4,5X6 Inch*	1	U07000.200.0600	2.-4,5X14 Inch*	1	U07000.200.1400
			2.-4,5X7 Inch*	1	U07000.200.0700	2.-4,5X15 Inch*	1	U07000.200.1500
2.-4,5X4 Inch ft*	1	U07000.200.0400	2.-4,5X8 Inch*	1	U07000.200.0800	2.-4,5X16 Inch*	1	U07000.200.1600
2.-4,5X4.1/2 ft*	1	U07000.200.0450	2.-4,5X9 Inch*	1	U07000.200.0900	2.-4,5X18 Inch*	1	U07000.200.1800
2.-4,5X5 Inch ft*	1	U07000.200.0500	2.-4,5X10 Inch*	1	U07000.200.1000	2.-4,5X20 Inch*	1	U07000.200.2000

- ft = s plným závitem

U07001 Šroub s vnitřním šestihranem UNC, série 1936 X05A

Závit Unified National Coarse
Materiál Ocel
Třída Grade 8
Povrchová úprava Pozinkované

d x L	✉	Kód výrobku	d x L	✉	Kód výrobku	d x L	✉	Kód výrobku
NO.2-56X1/4 ft*	100	U07001.008.0025	NO.10-24X1.1/4*	100	U07001.019.0125	3/8-16X2.3/4*	25	U07001.037.0275
NO.2-56X3/8 ft*	100	U07001.008.0037	NO.10-24X1.1/2*	100	U07001.019.0150	3/8-16X3 Inch*	10	U07001.037.0300
			NO.10-24X1.3/4*	100	U07001.019.0175	3/8-16X3.1/2*	10	U07001.037.0350
NO.3-48X1/4 ft*	100	U07001.009.0025	NO.10-24X2 Inch*	100	U07001.019.0200	3/8-16X4 Inch*	10	U07001.037.0400
NO.3-48X3/8 ft*	100	U07001.009.0037						
NO.3-48X5/8 ft*	100	U07001.009.0062	1/4-20X3/8 ft*	100	U07001.025.0037	1/2-13X3/4 ft*	10	U07001.050.0075
			1/4-20X1/2 ft*	100	U07001.025.0050	1/2-13X1 Inch ft*	10	U07001.050.0100
NO.4-40X3/16 ft*	100	U07001.011.0018	1/4-20X5/8 ft*	100	U07001.025.0062	1/2-13X1.1/4 ft*	10	U07001.050.0125
NO.4-40X1/4 ft*	100	U07001.011.0025	1/4-20X3/4 ft*	100	U07001.025.0075	1/2-13X1.1/2 ft*	10	U07001.050.0150
NO.4-40X3/8 ft*	100	U07001.011.0037	1/4-20X7/8 ft*	100	U07001.025.0087	1/2-13X1.3/4*	10	U07001.050.0175
NO.4-40X1/2 ft*	100	U07001.011.0050	1/4-20X1 Inch ft*	100	U07001.025.0100	1/2-13X2 Inch*	10	U07001.050.0200
NO.4-40X5/8 ft*	100	U07001.011.0062	1/4-20X1.1/4*	100	U07001.025.0125	1/2-13X2.1/4*	10	U07001.050.0225
NO.4-40X3/4 ft*	100	U07001.011.0075	1/4-20X1.1/2*	100	U07001.025.0150	1/2-13X2.1/2*	10	U07001.050.0250
NO.4-40X1 Inch*	100	U07001.011.0100	1/4-20X1.3/4*	100	U07001.025.0175	1/2-13X2.3/4*	10	U07001.050.0275
			1/4-20X2 Inch*	50	U07001.025.0200	1/2-13X3 Inch*	5	U07001.050.0300
NO.5-40X1/4 ft*	100	U07001.012.0025	1/4-20X2.1/4*	50	U07001.025.0225	1/2-13X3.1/2*	5	U07001.050.0350
NO.5-40X3/8 ft*	100	U07001.012.0037	1/4-20X2.1/2*	50	U07001.025.0250	1/2-13X4 Inch*	5	U07001.050.0400
NO.5-40X1/2 ft*	100	U07001.012.0050	1/4-20X3 Inch*	25	U07001.025.0300			
NO.5-40X5/8 ft*	100	U07001.012.0062				5/8-11X1.1/4 ft*	10	U07001.062.0125
NO.5-40X3/4 ft*	100	U07001.012.0075	5/16-18X1/2 ft*	100	U07001.031.0050	5/8-11X1.1/2 ft*	10	U07001.062.0150
			5/16-18X5/8 ft*	100	U07001.031.0062	5/8-11X1.3/4 ft*	10	U07001.062.0175
NO.6-32X1/4 ft*	100	U07001.013.0025	5/16-18X3/4 ft*	100	U07001.031.0075	5/8-11X2 Inch*	5	U07001.062.0200
NO.6-32X3/8 ft*	100	U07001.013.0037	5/16-18X7/8 ft*	100	U07001.031.0087	5/8-11X2.1/4*	5	U07001.062.0225
NO.6-32X1/2 ft*	100	U07001.013.0050	5/16-18X1 Inch ft*	50	U07001.031.0100	5/8-11X2.1/2*	5	U07001.062.0250
NO.6-32X5/8 ft*	100	U07001.013.0062	5/16-18X1.1/4*	50	U07001.031.0125	5/8-11X2.3/4*	5	U07001.062.0275
NO.6-32X3/4 ft*	100	U07001.013.0075	5/16-18X1.1/2*	50	U07001.031.0150	5/8-11X3 Inch*	5	U07001.062.0300
NO.6-32X1 Inch*	100	U07001.013.0100	5/16-18X1.3/4*	50	U07001.031.0175	5/8-11X3.1/2*	5	U07001.062.0350
			5/16-18X2 Inch*	50	U07001.031.0200	5/8-11X4 Inch*	5	U07001.062.0400
NO.8-32X1/4 ft*	100	U07001.016.0025	5/16-18X2.1/4*	25	U07001.031.0225			
NO.8-32X3/8 ft*	100	U07001.016.0037	5/16-18X2.1/2*	25	U07001.031.0250	3/4-10X1.1/4 ft*	5	U07001.075.0125
NO.8-32X1/2 ft*	100	U07001.016.0050	5/16-18X3 Inch*	25	U07001.031.0300	3/4-10X1.1/2 ft*	5	U07001.075.0150
NO.8-32X5/8 ft*	100	U07001.016.0062	5/16-18X3.1/2*	25	U07001.031.0350	3/4-10X1.3/4 ft*	5	U07001.075.0175
NO.8-32X3/4 ft*	100	U07001.016.0075	5/16-18X4 Inch*	10	U07001.031.0400	3/4-10X2 Inch ft*	5	U07001.075.0200
NO.8-32X7/8 ft*	100	U07001.016.0087				3/4-10X2.1/4*	5	U07001.075.0225
NO.8-32X1 Inch*	100	U07001.016.0100	3/8-16X1/2 ft*	50	U07001.037.0050	3/4-10X2.1/2*	5	U07001.075.0250
NO.8-32X1.1/4*	100	U07001.016.0125	3/8-16X3/4 ft*	50	U07001.037.0075	3/4-10X2.3/4*	5	U07001.075.0275
NO.8-32X1.1/2*	100	U07001.016.0150	3/8-16X7/8 ft*	50	U07001.037.0087	3/4-10X3 Inch*	5	U07001.075.0300
			3/8-16X1 Inch ft*	50	U07001.037.0100	3/4-10X3.1/2*	5	U07001.075.0350
NO.10-24X3/8 ft*	100	U07001.019.0037	3/8-16X1.1/4 ft*	50	U07001.037.0125	3/4-10X4 Inch*	5	U07001.075.0400
NO.10-24X1/2 ft*	100	U07001.019.0050	3/8-16X1.1/2*	25	U07001.037.0150	3/4-10X5 Inch*	5	U07001.075.0500
NO.10-24X5/8 ft*	100	U07001.019.0062	3/8-16X1.3/4*	25	U07001.037.0175	3/4-10X6.1/2*	5	U07001.075.0650
NO.10-24X3/4 ft*	100	U07001.019.0075	3/8-16X2 Inch*	25	U07001.037.0200	3/4-10X7 Inch*	5	U07001.075.0700
NO.10-24X7/8 ft*	100	U07001.019.0087	3/8-16X2.1/4*	25	U07001.037.0225	3/4-10X8 Inch*	5	U07001.075.0800
NO.10-24X1 Inch*	100	U07001.019.0100	3/8-16X2.1/2*	25	U07001.037.0250			

- ft = s plným závitem

07260 Šroub s vnitřním šestihranem UNC, série 1936 X05A

Závit Unified National Coarse
Materiál Ocel
Třída 12.9
Povrchová úprava Mechanicky pozinkované

d x L	✉	Kód výrobku	d x L	✉	Kód výrobku	d x L	✉	Kód výrobku
1/4X3/8 ft	100	07260.063.009	5/16X1 Inch ft	100	07260.079.025	3/8X1.3/4	50	07260.096.044
1/4X5/8 ft	100	07260.063.015						
1/4X1.1/4	100	07260.063.031	3/8X7/8 ft	100	07260.096.022	1/2X1/2 ft	50	07260.127.012
			3/8X1.1/4 ft	100	07260.096.031	1/2X5/8 ft	50	07260.127.015
5/16X1/2 ft	100	07260.079.012	3/8X1.1/2	100	07260.096.038	1/2X3/4 ft	50	07260.127.019

07260 Šroub s vnitřním šestihranem UNC, série 1936

d x L	✉	Kód výrobku	d x L	✉	Kód výrobku
1/2X1 Inch ft	50	07260.127.025			
1/2X1.1/4 ft	50	07260.127.031	5/8X2.1/4	25	07260.158.057

- ft = s plným závitem

2

U51050 Šroub s vnitřním šestihranem UNC, série 1936 X15A

Závit Unified National Coarse
Materiál Nerezocel A2 (AISI 304/18-8)
Třída F837B

d x L	✉	Kód výrobku	d x L	✉	Kód výrobku	d x L	✉	Kód výrobku
NO.1-64X1/8 ft*	100	U51050.007.0012	NO.6-32X5/16 ft*	100	U51050.013.0031	1/4-20X1 Inch ft*	100	U51050.025.0100
NO.1-64X3/16 ft*	100	U51050.007.0018	NO.6-32X3/8 ft*	100	U51050.013.0037	1/4-20X1.1/8*	100	U51050.025.0112
NO.1-64X1/4 ft*	100	U51050.007.0025	NO.6-32X7/16 ft*	100	U51050.013.0043	1/4-20X1.1/4*	100	U51050.025.0125
NO.1-64X5/16 ft*	100	U51050.007.0031	NO.6-32X1/2 ft*	100	U51050.013.0050	1/4-20X1.3/8*	100	U51050.025.0137
NO.1-64X3/8 ft*	100	U51050.007.0037	NO.6-32X5/8 ft*	100	U51050.013.0062	1/4-20X1.1/2*	100	U51050.025.0150
NO.1-64X1/2 ft*	100	U51050.007.0050	NO.6-32X3/4 ft*	100	U51050.013.0075	1/4-20X1.3/4*	100	U51050.025.0175
NO.1-64X5/8 ft*	100	U51050.007.0062	NO.6-32X7/8*	100	U51050.013.0087	1/4-20X2 Inch*	50	U51050.025.0200
NO.1-64X3/4*	100	U51050.007.0075	NO.6-32X1 Inch*	100	U51050.013.0100	1/4-20X2.1/4*	50	U51050.025.0225
NO.1-64X1 Inch*	100	U51050.007.0100	NO.6-32X1.1/8*	100	U51050.013.0112	1/4-20X2.1/2*	50	U51050.025.0250
			NO.6-32X1.1/4*	100	U51050.013.0125	1/4-20X2.3/4*	50	U51050.025.0275
NO.2-56X1/8 ft*	100	U51050.008.0012	NO.6-32X1.1/2*	100	U51050.013.0150	1/4-20X3 Inch*	25	U51050.025.0300
NO.2-56X3/16 ft*	100	U51050.008.0018	NO.6-32X1.3/4*	100	U51050.013.0175	1/4-20X3.1/4*	25	U51050.025.0325
NO.2-56X1/4 ft*	100	U51050.008.0025	NO.6-32X2 Inch*	100	U51050.013.0200	1/4-20X3.1/2*	25	U51050.025.0350
NO.2-56X5/16 ft*	100	U51050.008.0031	NO.6-32X2.1/4*	100	U51050.013.0225	1/4-20X3.3/4*	25	U51050.025.0375
NO.2-56X3/8 ft*	100	U51050.008.0037	NO.6-32X2.1/2*	100	U51050.013.0250	1/4-20X4 Inch*	25	U51050.025.0400
NO.2-56X7/16 ft*	100	U51050.008.0043				1/4-20X4.1/2*	25	U51050.025.0450
NO.2-56X1/2 ft*	100	U51050.008.0050	NO.8-32X3/16 ft*	100	U51050.016.0018	1/4-20X5 Inch*	25	U51050.025.0500
NO.2-56X5/8 ft*	100	U51050.008.0062	NO.8-32X1/4 ft*	100	U51050.016.0025			
NO.2-56X3/4*	100	U51050.008.0075	NO.8-32X5/16 ft*	100	U51050.016.0031	5/16-18X3/8 ft*	100	U51050.031.0037
NO.2-56X7/8*	100	U51050.008.0087	NO.8-32X3/8 ft*	100	U51050.016.0037	5/16-18X7/16 ft*	100	U51050.031.0043
NO.2-56X1 Inch*	100	U51050.008.0100	NO.8-32X7/16 ft*	100	U51050.016.0043	5/16-18X1/2 ft*	100	U51050.031.0050
NO.2-56X1.1/4*	100	U51050.008.0125	NO.8-32X1/2 ft*	100	U51050.016.0050	5/16-18X5/8 ft*	100	U51050.031.0062
NO.2-56X1.1/2*	100	U51050.008.0150	NO.8-32X5/8 ft*	100	U51050.016.0062	5/16-18X3/4 ft*	100	U51050.031.0075
			NO.8-32X3/4 ft*	100	U51050.016.0075	5/16-18X7/8 ft*	100	U51050.031.0087
NO.3-48X1/8 ft*	100	U51050.009.0012	NO.8-32X7/8 ft*	100	U51050.016.0087	5/16-18X1 Inch ft*	50	U51050.031.0100
NO.3-48X3/16 ft*	100	U51050.009.0018	NO.8-32X1 Inch*	100	U51050.016.0100	5/16-18X1.1/8 ft*	50	U51050.031.0112
NO.3-48X1/4 ft*	100	U51050.009.0025	NO.8-32X1.1/8*	100	U51050.016.0112	5/16-18X1.1/4*	50	U51050.031.0125
NO.3-48X5/16 ft*	100	U51050.009.0031	NO.8-32X1.1/4*	100	U51050.016.0125	5/16-18X1.1/2*	50	U51050.031.0150
NO.3-48X3/8 ft*	100	U51050.009.0037	NO.8-32X1.3/8*	100	U51050.016.0137	5/16-18X1.3/4*	50	U51050.031.0175
NO.3-48X1/2 ft*	100	U51050.009.0050	NO.8-32X1.1/2*	100	U51050.016.0150	5/16-18X2 Inch*	50	U51050.031.0200
NO.3-48X5/8 ft*	100	U51050.009.0062	NO.8-32X1.3/4*	100	U51050.016.0175	5/16-18X2.1/4*	25	U51050.031.0225
NO.3-48X3/4*	100	U51050.009.0075	NO.8-32X2 Inch*	100	U51050.016.0200	5/16-18X2.1/2*	25	U51050.031.0250
NO.3-48X7/8*	100	U51050.009.0087	NO.8-32X2.1/4*	100	U51050.016.0225	5/16-18X2.3/4*	25	U51050.031.0275
NO.3-48X1 Inch*	100	U51050.009.0100	NO.8-32X2.1/2*	100	U51050.016.0250	5/16-18X3 Inch*	25	U51050.031.0300
			NO.8-32X2.3/4*	100	U51050.016.0275	5/16-18X3.1/4*	25	U51050.031.0325
NO.4-40X1/8 ft*	100	U51050.011.0012	NO.8-32X3 Inch*	100	U51050.016.0300	5/16-18X3.1/2*	25	U51050.031.0350
NO.4-40X3/16 ft*	100	U51050.011.0018				5/16-18X3.3/4*	25	U51050.031.0375
NO.4-40X1/4 ft*	100	U51050.011.0025	NO.10-24X3/16 ft*	100	U51050.019.0018	5/16-18X4 Inch*	10	U51050.031.0400
NO.4-40X5/16 ft*	100	U51050.011.0031	NO.10-24X1/4 ft*	100	U51050.019.0025	5/16-18X4.1/2*	10	U51050.031.0450
NO.4-40X3/8 ft*	100	U51050.011.0037	NO.10-24X5/16 ft*	100	U51050.019.0031	5/16-18X5 Inch*	10	U51050.031.0500
NO.4-40X7/16 ft*	100	U51050.011.0043	NO.10-24X3/8 ft*	100	U51050.019.0037	5/16-18X5.1/2*	10	U51050.031.0550
NO.4-40X1/2 ft*	100	U51050.011.0050	NO.10-24X7/16 ft*	100	U51050.019.0043	5/16-18X6 Inch*	10	U51050.031.0600
NO.4-40X5/8 ft*	100	U51050.011.0062	NO.10-24X1/2 ft*	100	U51050.019.0050			
NO.4-40X3/4 ft*	100	U51050.011.0075	NO.10-24X5/8 ft*	100	U51050.019.0062	3/8-16X1/2 ft*	50	U51050.037.0050
NO.4-40X7/8*	100	U51050.011.0087	NO.10-24X3/4 ft*	100	U51050.019.0075	3/8-16X5/8 ft*	50	U51050.037.0062
NO.4-40X1 Inch*	100	U51050.011.0100	NO.10-24X7/8 ft*	100	U51050.019.0087	3/8-16X3/4 ft*	50	U51050.037.0075
NO.4-40X1.1/8*	100	U51050.011.0112	NO.10-24X1 Inch*	100	U51050.019.0100	3/8-16X7/8 ft*	50	U51050.037.0087
NO.4-40X1.1/4*	100	U51050.011.0125	NO.10-24X1.1/8*	100	U51050.019.0112	3/8-16X1 Inch ft*	50	U51050.037.0100
NO.4-40X1.3/8*	100	U51050.011.0137	NO.10-24X1.1/4*	100	U51050.019.0125	3/8-16X1.1/8 ft*	50	U51050.037.0112
NO.4-40X1.1/2*	100	U51050.011.0150	NO.10-24X1.3/8*	100	U51050.019.0137	3/8-16X1.1/4 ft*	50	U51050.037.0125
NO.4-40X1.3/4*	100	U51050.011.0175	NO.10-24X1.1/2*	100	U51050.019.0150	3/8-16X1.3/8*	50	U51050.037.0137
NO.4-40X2 Inch*	100	U51050.011.0200	NO.10-24X1.3/4*	100	U51050.019.0175	3/8-16X1.1/2*	25	U51050.037.0150
			NO.10-24X2 Inch*	100	U51050.019.0200	3/8-16X1.3/4*	25	U51050.037.0175
NO.5-40X1/8 ft*	100	U51050.012.0012	NO.10-24X2.1/4*	100	U51050.019.0225	3/8-16X2 Inch*	25	U51050.037.0200
NO.5-40X3/16 ft*	100	U51050.012.0018	NO.10-24X2.1/2*	100	U51050.019.0250	3/8-16X2.1/4*	25	U51050.037.0225
NO.5-40X1/4 ft*	100	U51050.012.0025	NO.10-24X2.3/4*	100	U51050.019.0275	3/8-16X2.1/2*	25	U51050.037.0250
NO.5-40X5/16 ft*	100	U51050.012.0031	NO.10-24X3 Inch*	100	U51050.019.0300	3/8-16X2.3/4*	25	U51050.037.0275
NO.5-40X3/8 ft*	100	U51050.012.0037	NO.10-24X3.1/2*	100	U51050.019.0350	3/8-16X3 Inch*	10	U51050.037.0300
NO.5-40X1/2 ft*	100	U51050.012.0050	NO.10-24X4 Inch*	100	U51050.019.0400	3/8-16X3.1/4*	10	U51050.037.0325
NO.5-40X5/8 ft*	100	U51050.012.0062				3/8-16X3.1/2*	10	U51050.037.0350
NO.5-40X3/4 ft*	100	U51050.012.0075	1/4-20X5/16 ft*	100	U51050.025.0031	3/8-16X3.3/4*	10	U51050.037.0375
NO.5-40X7/8*	100	U51050.012.0087	1/4-20X3/8 ft*	100	U51050.025.0037	3/8-16X4 Inch*	10	U51050.037.0400
NO.5-40X1 Inch*	100	U51050.012.0100	1/4-20X7/16 ft*	100	U51050.025.0043	3/8-16X4.1/2*	10	U51050.037.0450
NO.5-40X1.1/4*	100	U51050.012.0125	1/4-20X1/2 ft*	100	U51050.025.0050	3/8-16X5 Inch*	10	U51050.037.0500
			1/4-20X5/8 ft*	100	U51050.025.0062	3/8-16X5.1/2*	10	U51050.037.0550
NO.6-32X3/16 ft*	100	U51050.013.0018	1/4-20X3/4 ft*	100	U51050.025.0075	3/8-16X6 Inch*	10	U51050.037.0600
NO.6-32X1/4 ft*	100	U51050.013.0025	1/4-20X7/8 ft*	100	U51050.025.0087	3/8-16X6.1/2*	5	U51050.037.0650

U51050 Šroub s vnitřním šestihranem UNC, série 1936

d x L	✉	Kód výrobku
3/8-16X7 Inch*	5	U51050.037.0700
7/16-14X3/4 ft*	25	U51050.043.0075
7/16-14X1 Inch ft*	25	U51050.043.0100
7/16-14X1.1/4 ft*	25	U51050.043.0125
7/16-14X1.1/2*	25	U51050.043.0150
7/16-14X1.3/4*	10	U51050.043.0175
7/16-14X2 Inch*	10	U51050.043.0200
7/16-14X2.1/4*	10	U51050.043.0225
7/16-14X2.1/2*	10	U51050.043.0250
7/16-14X3 Inch*	10	U51050.043.0300
7/16-14X3.1/2*	5	U51050.043.0350
7/16-14X4 Inch*	5	U51050.043.0400
1/2-13X1/2 ft*	10	U51050.050.0050
1/2-13X5/8 ft*	10	U51050.050.0062
1/2-13X3/4 ft*	10	U51050.050.0075
1/2-13X7/8 ft*	10	U51050.050.0087
1/2-13X1 Inch ft*	10	U51050.050.0100
1/2-13X1.1/4 ft*	10	U51050.050.0125
1/2-13X1.1/2 ft*	10	U51050.050.0150
1/2-13X1.3/4*	10	U51050.050.0175
1/2-13X2 Inch*	10	U51050.050.0200
1/2-13X2.1/4*	10	U51050.050.0225
1/2-13X2.1/2*	10	U51050.050.0250
1/2-13X2.3/4*	10	U51050.050.0275
1/2-13X3 Inch*	5	U51050.050.0300
1/2-13X3.1/4*	5	U51050.050.0325
1/2-13X3.1/2*	5	U51050.050.0350
1/2-13X4 Inch*	5	U51050.050.0400
1/2-13X4.1/2*	5	U51050.050.0450
1/2-13X5 Inch*	5	U51050.050.0500
1/2-13X5.1/2*	5	U51050.050.0550
1/2-13X6 Inch*	5	U51050.050.0600
1/2-13X6.1/2*	5	U51050.050.0650
1/2-13X7 Inch*	5	U51050.050.0700
1/2-13X7.1/2*	5	U51050.050.0750
1/2-13X8 Inch*	5	U51050.050.0800
9/16-12X1 Inch ft*	10	U51050.056.0100
9/16-12X1.1/2 ft*	10	U51050.056.0150
9/16-12X2.1/2*	5	U51050.056.0250
9/16-12X3 Inch*	5	U51050.056.0300
5/8-11X1 Inch ft*	10	U51050.062.0100
5/8-11X1.1/4 ft*	10	U51050.062.0125
5/8-11X1.1/2 ft*	10	U51050.062.0150
5/8-11X1.3/4 ft*	10	U51050.062.0175
5/8-11X2 Inch*	5	U51050.062.0200
5/8-11X2.1/4*	5	U51050.062.0225
5/8-11X2.1/2*	5	U51050.062.0250
5/8-11X2.3/4*	5	U51050.062.0275
5/8-11X3 Inch*	5	U51050.062.0300
5/8-11X3.1/2*	5	U51050.062.0350
5/8-11X4 Inch*	5	U51050.062.0400
5/8-11X4.1/2*	5	U51050.062.0450
5/8-11X5 Inch*	5	U51050.062.0500
5/8-11X5.1/2*	5	U51050.062.0550
5/8-11X6 Inch*	5	U51050.062.0600
5/8-11X7 Inch*	5	U51050.062.0700
5/8-11X8 Inch*	5	U51050.062.0800
3/4-10X1 Inch ft*	5	U51050.075.0100
3/4-10X1.1/4 ft*	5	U51050.075.0125
3/4-10X1.1/2 ft*	5	U51050.075.0150
3/4-10X1.3/4 ft*	5	U51050.075.0175
3/4-10X2 Inch ft*	5	U51050.075.0200
3/4-10X2.1/4*	5	U51050.075.0225
3/4-10X2.1/2*	5	U51050.075.0250
3/4-10X2.3/4*	5	U51050.075.0275
3/4-10X3 Inch*	5	U51050.075.0300
3/4-10X3.1/2*	5	U51050.075.0350
3/4-10X4 Inch*	5	U51050.075.0400
3/4-10X4.1/2*	5	U51050.075.0450
3/4-10X5 Inch*	5	U51050.075.0500
3/4-10X6 Inch*	5	U51050.075.0600
3/4-10X6.1/2*	5	U51050.075.0650
3/4-10X7 Inch*	5	U51050.075.0700
3/4-10X8 Inch*	5	U51050.075.0800
7/8-9X2 Inch ft*	5	U51050.087.0200
7/8-9X2.1/4 ft*	5	U51050.087.0225
7/8-9X2.1/2*	5	U51050.087.0250
7/8-9X2.3/4*	5	U51050.087.0275
7/8-9X3 Inch*	5	U51050.087.0300
7/8-9X3.1/2*	5	U51050.087.0350
7/8-9X4 Inch*	5	U51050.087.0400
7/8-9X4.1/2*	5	U51050.087.0450
7/8-9X5 Inch*	5	U51050.087.0500
7/8-9X6 Inch*	5	U51050.087.0600
7/8-9X6.1/2*	5	U51050.087.0650
7/8-9X7 Inch*	5	U51050.087.0700
7/8-9X8 Inch*	1	U51050.087.0800
1.-8X2 Inch ft*	5	U51050.100.0200
1.-8X2.1/4 ft*	5	U51050.100.0225
1.-8X2.1/2 ft*	5	U51050.100.0250
1.-8X2.3/4*	5	U51050.100.0275
1.-8X3 Inch*	5	U51050.100.0300
1.-8X3.1/2*	5	U51050.100.0350
1.-8X4 Inch*	5	U51050.100.0400
1.-8X4.1/2*	5	U51050.100.0450
1.-8X5 Inch*	5	U51050.100.0500
1.-8X6 Inch*	5	U51050.100.0600
1.-8X6.1/2*	1	U51050.100.0650
1.-8X7 Inch*	1	U51050.100.0700
1.-8X8 Inch*	1	U51050.100.0800

- ft = s plným závitem

U55050 Šroub s vnitřním šestihranem UNC, série 1936 X15A

Závit Unified National Coarse
Materiál Nerezocel A4 (AISI 316/18-10)
Třída F837E

d x L	✉	Kód výrobku
NO.2-56X1/4 ft*	100	U55050.008.0025
NO.2-56X3/8 ft*	100	U55050.008.0037
NO.3-48X1/4 ft*	100	U55050.009.0025
NO.3-48X5/8 ft*	100	U55050.009.0062
NO.4-40X3/16 ft*	100	U55050.011.0018
NO.4-40X1/4 ft*	100	U55050.011.0025
NO.4-40X5/16 ft*	100	U55050.011.0031
NO.4-40X3/8 ft*	100	U55050.011.0037
NO.4-40X1/2 ft*	100	U55050.011.0050
NO.4-40X5/8 ft*	100	U55050.011.0062
NO.4-40X3/4 ft*	100	U55050.011.0075
NO.4-40X1 Inch*	100	U55050.011.0100
NO.5-40X1/4 ft*	100	U55050.012.0025
NO.5-40X3/8 ft*	100	U55050.012.0037
NO.5-40X1/2 ft*	100	U55050.012.0050
NO.5-40X5/8 ft*	100	U55050.012.0062
NO.5-40X3/4 ft*	100	U55050.012.0075
NO.6-32X1/4 ft*	100	U55050.013.0025
NO.6-32X5/16 ft*	100	U55050.013.0031
NO.6-32X3/8 ft*	100	U55050.013.0037
NO.6-32X1/2 ft*	100	U55050.013.0050
NO.6-32X5/8 ft*	100	U55050.013.0062
NO.6-32X3/4 ft*	100	U55050.013.0075
NO.6-32X1 Inch*	100	U55050.013.0100
NO.6-32X1.1/4*	100	U55050.013.0125
NO.6-32X1.1/2*	100	U55050.013.0150
NO.8-32X1/4 ft*	100	U55050.016.0025
NO.8-32X3/8 ft*	100	U55050.016.0037
NO.8-32X1/2 ft*	100	U55050.016.0050
NO.8-32X5/8 ft*	100	U55050.016.0062
NO.8-32X3/4 ft*	100	U55050.016.0075
NO.8-32X7/8 ft*	100	U55050.016.0087
NO.8-32X1 Inch*	100	U55050.016.0100
NO.8-32X1.1/4*	100	U55050.016.0125
NO.8-32X1.1/2*	100	U55050.016.0150
NO.10-24X3/8 ft*	100	U55050.019.0037
NO.10-24X1/2 ft*	100	U55050.019.0050
NO.10-24X5/8 ft*	100	U55050.019.0062
NO.10-24X3/4 ft*	100	U55050.019.0075
NO.10-24X7/8 ft*	100	U55050.019.0087
NO.10-24X1 Inch*	100	U55050.019.0100
NO.10-24X1.1/4*	100	U55050.019.0125
NO.10-24X1.1/2*	100	U55050.019.0150
NO.10-24X1.3/4*	100	U55050.019.0175
NO.10-24X2 Inch*	100	U55050.019.0200
1/4-20X3/8 ft*	100	U55050.025.0037
1/4-20X1/2 ft*	100	U55050.025.0050
1/4-20X5/8 ft*	100	U55050.025.0062
1/4-20X3/4 ft*	100	U55050.025.0075
1/4-20X7/8 ft*	100	U55050.025.0087
1/4-20X1 Inch ft*	100	U55050.025.0100
1/4-20X1.1/4*	100	U55050.025.0125
1/4-20X1.1/2*	100	U55050.025.0150
1/4-20X1.3/4*	100	U55050.025.0175
1/4-20X2 Inch*	50	U55050.025.0200
1/4-20X2.1/4*	50	U55050.025.0225
1/4-20X2.1/2*	50	U55050.025.0250
1/4-20X3 Inch*	25	U55050.025.0300
5/16-18X1/2 ft*	100	U55050.031.0050
5/16-18X5/8 ft*	100	U55050.031.0062
5/16-18X3/4 ft*	100	U55050.031.0075
5/16-18X7/8 ft*	100	U55050.031.0087
5/16-18X1 Inch ft*	50	U55050.031.0100
5/16-18X1.1/4*	50	U55050.031.0125
5/16-18X1.1/2*	50	U55050.031.0150
5/16-18X1.3/4*	50	U55050.031.0175
5/16-18X2 Inch*	50	U55050.031.0200
5/16-18X2.1/4*	25	U55050.031.0225
5/16-18X2.1/2*	25	U55050.031.0250
5/16-18X3 Inch*	25	U55050.031.0300
5/16-18X3.1/2*	25	U55050.031.0350
5/16-18X4 Inch*	10	U55050.031.0400
3/8-16X1/2 ft*	50	U55050.037.0050
3/8-16X5/8 ft*	50	U55050.037.0062
3/8-16X3/4 ft*	50	U55050.037.0075
3/8-16X1 Inch ft*	50	U55050.037.0100
3/8-16X1.1/4 ft*	50	U55050.037.0125
3/8-16X1.1/2*	25	U55050.037.0150
3/8-16X1.3/4*	25	U55050.037.0175
3/8-16X2 Inch*	25	U55050.037.0200
3/8-16X2.1/2*	25	U55050.037.0250
3/8-16X3 Inch*	10	U55050.037.0300
7/16-14X1.1/2*	25	U55050.043.0150
7/16-14X2 Inch*	10	U55050.043.0200
1/2-13X3/4 ft*	10	U55050.050.0075
1/2-13X1 Inch ft*	10	U55050.050.0100
1/2-13X1.1/4 ft*	10	U55050.050.0125
1/2-13X1.1/2 ft*	10	U55050.050.0150

U55050 Šroub s vnitřním šestihranem UNC, série 1936

d x L		Kód výrobku	d x L		Kód výrobku	d x L		Kód výrobku
1/2-13X1.3/4*	10	U55050.050.0175	5/8-11X1.1/4 ft*	10	U55050.062.0125			
1/2-13X2 Inch*	10	U55050.050.0200	5/8-11X1.1/2 ft*	10	U55050.062.0150	3/4-10X1.1/4 ft*	5	U55050.075.0125
1/2-13X2.1/4*	10	U55050.050.0225	5/8-11X1.3/4 ft*	10	U55050.062.0175	3/4-10X1.1/2 ft*	5	U55050.075.0150
1/2-13X2.1/2*	10	U55050.050.0250	5/8-11X2 Inch*	5	U55050.062.0200	3/4-10X1.3/4 ft*	5	U55050.075.0175
1/2-13X3 Inch*	5	U55050.050.0300	5/8-11X2.1/4*	5	U55050.062.0225	3/4-10X2 Inch ft*	5	U55050.075.0200
1/2-13X3.1/2*	5	U55050.050.0350	5/8-11X2.1/2*	5	U55050.062.0250	3/4-10X2.1/2*	5	U55050.075.0250
1/2-13X4 Inch*	5	U55050.050.0400	5/8-11X3 Inch*	5	U55050.062.0300	3/4-10X3 Inch*	5	U55050.075.0300
			5/8-11X3.1/2*	5	U55050.062.0350	3/4-10X4 Inch*	5	U55050.075.0400
5/8-11X1 Inch ft*	10	U55050.062.0100	5/8-11X4 Inch*	5	U55050.062.0400			

- ft = s plným závitem

Šroub s vnitřním šestihranem, UNF série 1936

ASME ≈B18.3 (1936)

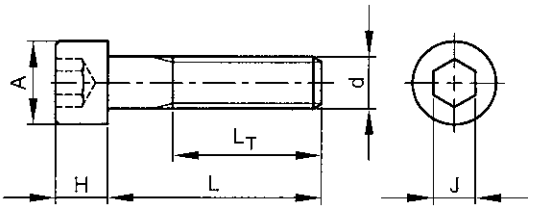

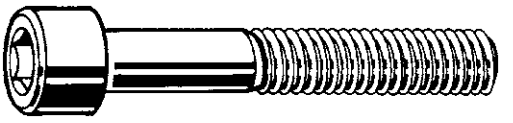

Technické údaje

d	A	H	J	L_T (min.)	Závitů na palec
No.0	0.096	0.06	0.05	0.5	80
No.1	0.118	0.073	1/16	0.62	72
No.2	0.140	0.086	5/64	0.62	64
No.3	0.161	0.099	5/64	0.62	56
No.4	0.183	0.112	3/32	0.75	48
No.5	0.205	0.125	3/32	0.75	44
No.6	0.026	0.138	7/64	0.75	40
No.8	0.270	0.164	9/64	0.88	36
No.10	0.312	0.19	5/32	0.88	32
1/4	0.375	0.25	3/16	1	28
5/16	0.469	0.312	1/4	1.12	24
3/8	0.562	0.375	5/16	1.25	24
7/16	0.656	0.438	3/8	1.38	20
1/2	0.750	0.5	3/8	1.5	20
9/16	0.844	0.562	3/8	1.5	18
5/8	0.938	0.625	1/2	1.75	18
3/4	1.125	0.75	5/8	2	16
7/8	1.312	0.875	3/4	2.25	14
1.1/8	1.688	1.125	7/8	2.81	12
1.1/4	1.875	1.25	7/8	3.12	12
1.3/8	2.062	1.375	1	3.44	12
1.1/2	2.25	1.5	1	3.75	12

- Mechanické vlastnosti v podstatě odpovídají obdobné jakostní třídě 12.9 dle DIN ISO 898-1. Další vlastnosti dle ASTM A574. Značení těchto šroubů není závazné.
- POZOR: Jelikož norma výrobku stanovuje pro velikost závitu do 1” toleranci závitu 3A, pozinkování může mít za následek problémy s lícováním závitu.

Skupiny produktů

Závit	Typ drážky	Materiál	Třída	Povrchová úprava	Kód	Strana
UNF	S vnitřním šestihranem	Oc	Grade 8		U07040	2-28
UNF	S vnitřním šestihranem	Oc	12.9	Mech.zn	07250	2-30
UNF	S vnitřním šestihranem	NO A2 (AISI304/18-8)	F837B		U51041	2-30
UNF	S vnitřním šestihranem	NO A4 (AISI316/18-10)	F837E		U55041	2-31

U07040 Šroub s vnitřním šestihranem, UNF série 1936 **X05A**

Závit Unified National Fine
Materiál Ocel
Třída Grade 8

RoHS

d x L		Kód výrobku	d x L		Kód výrobku	d x L		Kód výrobku
NO.0-80X1/16 ft*	100	U07040.006.0006	NO.0-80X1/4 ft*	100	U07040.006.0025	NO.0-80X1/2 ft*	100	U07040.006.0050
NO.0-80X1/8 ft*	100	U07040.006.0012	NO.0-80X5/16 ft*	100	U07040.006.0031	NO.0-80X5/8*	100	U07040.006.0062
NO.0-80X3/16 ft*	100	U07040.006.0018	NO.0-80X3/8 ft*	100	U07040.006.0037	NO.0-80X3/4*	100	U07040.006.0075

U07040 Šroub s vnitřním šestihranem, UNF série 1936

d x L	✉	Kód výrobku
NO.0-80X1 Inch*	100	U07040.006.0100
NO.1-72X1/8 ft*	100	U07040.007.0012
NO.1-72X3/16 ft*	100	U07040.007.0018
NO.1-72X1/4 ft*	100	U07040.007.0025
NO.1-72X3/8 ft*	100	U07040.007.0037
NO.1-72X1/2 ft*	100	U07040.007.0050
NO.1-72X5/8 ft*	100	U07040.007.0062
NO.1-72X3/4*	100	U07040.007.0075
NO.1-72X1 Inch*	100	U07040.007.0100
NO.2-64X1/8 ft*	100	U07040.008.0012
NO.2-64X3/16 ft*	100	U07040.008.0018
NO.2-64X1/4 ft*	100	U07040.008.0025
NO.2-64X3/8 ft*	100	U07040.008.0037
NO.2-64X1/2 ft*	100	U07040.008.0050
NO.2-64X5/8 ft*	100	U07040.008.0062
NO.2-64X3/4*	100	U07040.008.0075
NO.2-64X1 Inch*	100	U07040.008.0100
NO.3-56X1/8 ft*	100	U07040.009.0012
NO.3-56X3/16 ft*	100	U07040.009.0018
NO.3-56X1/4 ft*	100	U07040.009.0025
NO.3-56X5/16 ft*	100	U07040.009.0031
NO.3-56X3/8 ft*	100	U07040.009.0037
NO.3-56X1/2 ft*	100	U07040.009.0050
NO.3-56X5/8 ft*	100	U07040.009.0062
NO.3-56X3/4*	100	U07040.009.0075
NO.3-56X1 Inch*	100	U07040.009.0100
NO.4-48X1/8 ft*	100	U07040.011.0012
NO.4-48X3/16 ft*	100	U07040.011.0018
NO.4-48X1/4 ft*	100	U07040.011.0025
NO.4-48X5/16 ft*	100	U07040.011.0031
NO.4-48X3/8 ft*	100	U07040.011.0037
NO.4-48X7/16 ft*	100	U07040.011.0043
NO.4-48X1/2 ft*	100	U07040.011.0050
NO.4-48X5/8 ft*	100	U07040.011.0062
NO.4-48X3/4 ft*	100	U07040.011.0075
NO.4-48X7/8*	100	U07040.011.0087
NO.4-48X1 Inch*	100	U07040.011.0100
NO.5-44X1/4 ft*	100	U07040.012.0025
NO.5-44X3/8 ft*	100	U07040.012.0037
NO.5-44X1/2 ft*	100	U07040.012.0050
NO.5-44X5/8 ft*	100	U07040.012.0062
NO.5-44X3/4 ft*	100	U07040.012.0075
NO.6-40X3/16 ft*	100	U07040.013.0018
NO.6-40X1/4 ft*	100	U07040.013.0025
NO.6-40X5/16 ft*	100	U07040.013.0031
NO.6-40X3/8 ft*	100	U07040.013.0037
NO.6-40X7/16 ft*	100	U07040.013.0043
NO.6-40X1/2 ft*	100	U07040.013.0050
NO.6-40X5/8 ft*	100	U07040.013.0062
NO.6-40X3/4 ft*	100	U07040.013.0075
NO.6-40X7/8*	100	U07040.013.0087
NO.6-40X1 Inch*	100	U07040.013.0100
NO.8-36X1/4 ft*	100	U07040.016.0025
NO.8-36X3/8 ft*	100	U07040.016.0037
NO.8-36X1/2 ft*	100	U07040.016.0050
NO.8-36X5/8 ft*	100	U07040.016.0062
NO.8-36X3/4 ft*	100	U07040.016.0075
NO.8-36X7/8 ft*	100	U07040.016.0087
NO.8-36X1 Inch*	100	U07040.016.0100
NO.8-36X1.1/4*	100	U07040.016.0125
NO.8-36X1.1/2*	100	U07040.016.0150
NO.10-32X3/16 ft*	100	U07040.019.0018
NO.10-32X1/4 ft*	100	U07040.019.0025
NO.10-32X5/16 ft*	100	U07040.019.0031
NO.10-32X3/8 ft*	100	U07040.019.0037
NO.10-32X7/16 ft*	100	U07040.019.0043
NO.10-32X1/2 ft*	100	U07040.019.0050
NO.10-32X5/8 ft*	100	U07040.019.0062
NO.10-32X3/4 ft*	100	U07040.019.0075
NO.10-32X7/8 ft*	100	U07040.019.0087
NO.10-32X1 Inch*	100	U07040.019.0100
NO.10-32X1.1/8*	100	U07040.019.0112
NO.10-32X1.1/4*	100	U07040.019.0125
NO.10-32X1.3/8*	100	U07040.019.0137

d x L	✉	Kód výrobku
NO.10-32X1.1/2*	100	U07040.019.0150
NO.10-32X1.3/4*	100	U07040.019.0175
NO.10-32X2 Inch*	100	U07040.019.0200
NO.10-32X2.1/4*	100	U07040.019.0225
NO.10-32X2.1/2*	100	U07040.019.0250
NO.10-32X2.3/4*	100	U07040.019.0275
NO.10-32X3 Inch*	100	U07040.019.0300
NO.10-32X3.1/4*	100	U07040.019.0325
NO.10-32X3.1/2*	100	U07040.019.0350
NO.10-32X4 Inch*	100	U07040.019.0400
1/4-28X3/8 ft*	100	U07040.025.0037
1/4-28X7/16 ft*	100	U07040.025.0043
1/4-28X1/2 ft*	100	U07040.025.0050
1/4-28X5/8 ft*	100	U07040.025.0062
1/4-28X3/4 ft*	100	U07040.025.0075
1/4-28X7/8 ft*	100	U07040.025.0087
1/4-28X1 Inch ft*	100	U07040.025.0100
1/4-28X1.1/8*	100	U07040.025.0112
1/4-28X1.1/4*	100	U07040.025.0125
1/4-28X1.3/8*	100	U07040.025.0137
1/4-28X1.1/2*	100	U07040.025.0150
1/4-28X1.3/4*	100	U07040.025.0175
1/4-28X2 Inch*	50	U07040.025.0200
1/4-28X2.1/4*	50	U07040.025.0225
1/4-28X2.1/2*	50	U07040.025.0250
1/4-28X2.3/4*	50	U07040.025.0275
1/4-28X3 Inch*	25	U07040.025.0300
1/4-28X3.1/4*	25	U07040.025.0325
1/4-28X3.1/2*	25	U07040.025.0350
1/4-28X4 Inch*	25	U07040.025.0400
1/4-28X4.1/2*	25	U07040.025.0450
1/4-28X5 Inch*	25	U07040.025.0500
5/16-24X3/8 ft*	100	U07040.031.0037
5/16-24X1/2 ft*	100	U07040.031.0050
5/16-24X5/8 ft*	100	U07040.031.0062
5/16-24X3/4 ft*	100	U07040.031.0075
5/16-24X7/8 ft*	100	U07040.031.0087
5/16-24X1 Inch ft*	50	U07040.031.0100
5/16-24X1.1/4*	50	U07040.031.0125
5/16-24X1.1/2*	50	U07040.031.0150
5/16-24X1.3/4*	50	U07040.031.0175
5/16-24X2 Inch*	50	U07040.031.0200
5/16-24X2.1/4*	25	U07040.031.0225
5/16-24X2.1/2*	25	U07040.031.0250
5/16-24X2.3/4*	25	U07040.031.0275
5/16-24X3 Inch*	25	U07040.031.0300
5/16-24X3.1/4*	25	U07040.031.0325
5/16-24X3.1/2*	25	U07040.031.0350
5/16-24X4 Inch*	10	U07040.031.0400
5/16-24X4.1/2*	10	U07040.031.0450
5/16-24X5 Inch*	10	U07040.031.0500
5/16-24X5.1/2*	10	U07040.031.0550
5/16-24X6 Inch*	10	U07040.031.0600
3/8-24X1/2 ft*	50	U07040.037.0050
3/8-24X5/8 ft*	50	U07040.037.0062
3/8-24X3/4 ft*	50	U07040.037.0075
3/8-24X7/8 ft*	50	U07040.037.0087
3/8-24X1 Inch ft*	50	U07040.037.0100
3/8-24X1.1/8 ft*	50	U07040.037.0112
3/8-24X1.1/4 ft*	50	U07040.037.0125
3/8-24X1.3/8*	50	U07040.037.0137
3/8-24X1.1/2*	25	U07040.037.0150
3/8-24X1.3/4*	25	U07040.037.0175
3/8-24X2 Inch*	25	U07040.037.0200
3/8-24X2.1/4*	25	U07040.037.0225
3/8-24X2.1/2*	25	U07040.037.0250
3/8-24X2.3/4*	25	U07040.037.0275
3/8-24X3 Inch*	10	U07040.037.0300
3/8-24X3.1/4*	10	U07040.037.0325
3/8-24X3.1/2*	10	U07040.037.0350
3/8-24X3.3/4*	10	U07040.037.0375
3/8-24X4 Inch*	10	U07040.037.0400
3/8-24X4.1/2*	10	U07040.037.0450
3/8-24X5 Inch*	10	U07040.037.0500
3/8-24X5.1/2*	10	U07040.037.0550
3/8-24X6 Inch*	10	U07040.037.0600
7/16-20X1/2 ft*	25	U07040.043.0050
7/16-20X5/8 ft*	25	U07040.043.0062

d x L	✉	Kód výrobku
7/16-20X3/4 ft*	25	U07040.043.0075
7/16-20X7/8 ft*	25	U07040.043.0087
7/16-20X1 Inch ft*	25	U07040.043.0100
7/16-20X1.1/4 ft*	25	U07040.043.0125
7/16-20X1.1/2*	25	U07040.043.0150
7/16-20X1.3/4*	10	U07040.043.0175
7/16-20X2 Inch*	10	U07040.043.0200
7/16-20X2.1/4*	10	U07040.043.0225
7/16-20X2.1/2*	10	U07040.043.0250
7/16-20X3 Inch*	10	U07040.043.0300
7/16-20X3.1/2*	5	U07040.043.0350
7/16-20X4 Inch*	5	U07040.043.0400
7/16-20X5 Inch*	5	U07040.043.0500
7/16-20X6 Inch*	5	U07040.043.0600
1/2-20X1/2 ft*	10	U07040.050.0050
1/2-20X5/8 ft*	10	U07040.050.0062
1/2-20X3/4 ft*	10	U07040.050.0075
1/2-20X7/8 ft*	10	U07040.050.0087
1/2-20X1 Inch ft*	10	U07040.050.0100
1/2-20X1.1/8 ft*	10	U07040.050.0112
1/2-20X1.1/4 ft*	10	U07040.050.0125
1/2-20X1.3/8 ft*	10	U07040.050.0137
1/2-20X1.1/2 ft*	10	U07040.050.0150
1/2-20X1.3/4*	10	U07040.050.0175
1/2-20X2 Inch*	10	U07040.050.0200
1/2-20X2.1/4*	10	U07040.050.0225
1/2-20X2.1/2*	10	U07040.050.0250
1/2-20X2.3/4*	10	U07040.050.0275
1/2-20X3 Inch*	5	U07040.050.0300
1/2-20X3.1/4*	5	U07040.050.0325
1/2-20X3.1/2*	5	U07040.050.0350
1/2-20X3.3/4*	5	U07040.050.0375
1/2-20X4 Inch*	5	U07040.050.0400
1/2-20X4.1/2*	5	U07040.050.0450
1/2-20X5 Inch*	5	U07040.050.0500
1/2-20X5.1/2*	5	U07040.050.0550
1/2-20X6 Inch*	5	U07040.050.0600
1/2-20X7 Inch*	5	U07040.050.0700
1/2-20X8 Inch*	5	U07040.050.0800
9/16-18X1 Inch ft*	10	U07040.056.0100
9/16-18X1.1/4 ft*	10	U07040.056.0125
9/16-18X1.1/2 ft*	10	U07040.056.0150
9/16-18X1.3/4*	10	U07040.056.0175
9/16-18X2 Inch*	5	U07040.056.0200
9/16-18X2.1/4*	5	U07040.056.0225
9/16-18X2.1/2*	5	U07040.056.0250
9/16-18X3 Inch*	5	U07040.056.0300
9/16-18X4 Inch*	5	U07040.056.0400
9/16-18X4.1/2*	5	U07040.056.0450
9/16-18X5 Inch*	5	U07040.056.0500
9/16-18X5.1/2*	5	U07040.056.0550
9/16-18X6 Inch*	5	U07040.056.0600
5/8-18X1 Inch ft*	10	U07040.062.0100
5/8-18X1.1/4 ft*	10	U07040.062.0125
5/8-18X1.1/2 ft*	10	U07040.062.0150
5/8-18X1.3/4 ft*	10	U07040.062.0175
5/8-18X2 Inch*	5	U07040.062.0200
5/8-18X2.1/4*	5	U07040.062.0225
5/8-18X2.1/2*	5	U07040.062.0250
5/8-18X2.3/4*	5	U07040.062.0275
5/8-18X3 Inch*	5	U07040.062.0300
5/8-18X3.1/4*	5	U07040.062.0325
5/8-18X3.1/2*	5	U07040.062.0350
5/8-18X4 Inch*	5	U07040.062.0400
5/8-18X4.1/2*	5	U07040.062.0450
5/8-18X5 Inch*	5	U07040.062.0500
5/8-18X5.1/2*	5	U07040.062.0550
5/8-18X6 Inch*	5	U07040.062.0600
5/8-18X6.1/2*	5	U07040.062.0650
5/8-18X7 Inch*	5	U07040.062.0700
5/8-18X8 Inch*	5	U07040.062.0800
3/4-16X1.1/4 ft*	5	U07040.075.0125
3/4-16X1.1/2 ft*	5	U07040.075.0150
3/4-16X1.3/4 ft*	5	U07040.075.0175
3/4-16X2 Inch ft*	5	U07040.075.0200
3/4-16X2.1/4*	5	U07040.075.0225
3/4-16X2.1/2*	5	U07040.075.0250
3/4-16X2.3/4*	5	U07040.075.0275

U07040 Šroub s vnitřním šestihranem, UNF série 1936

d x L	✉	Kód výrobku	d x L	✉	Kód výrobku	d x L	✉	Kód výrobku
3/4-16X3 Inch*	5	U07040.075.0300	1.-14X2.1/2*	5	U07040.101.0250	1.1/4-12X8 Inch*	1	U07040.125.0800
3/4-16X3.1/4*	5	U07040.075.0325	1.-14X3 Inch*	5	U07040.101.0300	1.1/4-12X9 Inch*	1	U07040.125.0900
3/4-16X3.1/2*	5	U07040.075.0350	1.-14X3.1/2*	5	U07040.101.0350	1.1/4-12X10 Inch*	1	U07040.125.1000
3/4-16X4 Inch*	5	U07040.075.0400	1.-14X4 Inch*	5	U07040.101.0400	1.1/4-12X12 Inch*	1	U07040.125.1200
3/4-16X4.1/2*	5	U07040.075.0450	1.-14X4.1/2*	5	U07040.101.0450			
3/4-16X5 Inch*	5	U07040.075.0500	1.-14X5 Inch*	5	U07040.101.0500	1.3/8-12X3 Inch ft*	1	U07040.137.0300
3/4-16X5.1/2*	5	U07040.075.0550	1.-14X6 Inch*	1	U07040.101.0600	1.3/8-12X3.1/2*	1	U07040.137.0350
3/4-16X6 Inch*	5	U07040.075.0600	1.-14X7 Inch*	1	U07040.101.0700	1.3/8-12X4 Inch*	1	U07040.137.0400
3/4-16X6.1/2*	1	U07040.075.0650				1.3/8-12X4.1/2*	1	U07040.137.0450
3/4-16X7 Inch*	1	U07040.075.0700	1.1/8-12X3 Inch*	1	U07040.112.0300	1.3/8-12X5 Inch*	1	U07040.137.0500
3/4-16X8 Inch*	1	U07040.075.0800	1.1/8-12X3.1/2*	1	U07040.112.0350	1.3/8-12X5.1/2*	1	U07040.137.0550
			1.1/8-12X4 Inch*	1	U07040.112.0400	1.3/8-12X6 Inch*	1	U07040.137.0600
7/8-14X2 Inch ft*	5	U07040.087.0200	1.1/8-12X4.1/2*	1	U07040.112.0450	1.3/8-12X7 Inch*	1	U07040.137.0700
7/8-14X2.1/4 ft*	5	U07040.087.0225	1.1/8-12X5 Inch*	1	U07040.112.0500	1.3/8-12X8 Inch*	1	U07040.137.0800
7/8-14X2.1/2*	5	U07040.087.0250	1.1/8-12X6 Inch*	1	U07040.112.0600	1.3/8-12X10 Inch*	1	U07040.137.1000
7/8-14X2.3/4*	5	U07040.087.0275	1.1/8-12X7 Inch*	1	U07040.112.0700			
7/8-14X3 Inch*	5	U07040.087.0300	1.1/8-12X8 Inch*	1	U07040.112.0800	1.1/2-12X3 Inch ft*	1	U07040.150.0300
7/8-14X3.1/4*	5	U07040.087.0325				1.1/2-12X3.1/2 ft*	1	U07040.150.0350
7/8-14X3.1/2*	5	U07040.087.0350	1.1/4-12X2 Inch ft*	1	U07040.125.0200	1.1/2-12X4 Inch*	1	U07040.150.0400
7/8-14X4 Inch*	5	U07040.087.0400	1.1/4-12X2.1/2 ft*	1	U07040.125.0250	1.1/2-12X4.1/2*	1	U07040.150.0450
7/8-14X4.1/2*	5	U07040.087.0450	1.1/4-12X3 Inch ft*	1	U07040.125.0300	1.1/2-12X5 Inch*	1	U07040.150.0500
7/8-14X5 Inch*	5	U07040.087.0500	1.1/4-12X3.1/2*	1	U07040.125.0350	1.1/2-12X5.1/2*	1	U07040.150.0550
7/8-14X6 Inch*	1	U07040.087.0600	1.1/4-12X4 Inch*	1	U07040.125.0400	1.1/2-12X6 Inch*	1	U07040.150.0600
7/8-14X7 Inch*	1	U07040.087.0700	1.1/4-12X4.1/2*	1	U07040.125.0450	1.1/2-12X7 Inch*	1	U07040.150.0700
7/8-14X8 Inch*	1	U07040.087.0800	1.1/4-12X5 Inch*	1	U07040.125.0500	1.1/2-12X8 Inch*	1	U07040.150.0800
			1.1/4-12X5.1/2*	1	U07040.125.0550	1.1/2-12X10 Inch*	1	U07040.150.1000
1.-14X2 Inch*	5	U07040.101.0200	1.1/4-12X6 Inch*	1	U07040.125.0600	1.1/2-12X12 Inch*	1	U07040.150.1200
1.-14X2.1/4*	5	U07040.101.0225	1.1/4-12X7 Inch*	1	U07040.125.0700			

- ft = s plným závitem

07250 Šroub s vnitřním šestihranem, UNF série 1936 X05A

Závit Unified National Fine
Materiál Ocel
Třída 12.9
Povrchová úprava Mechanicky pozinkované

RoHS

d x L	✉	Kód výrobku	d x L	✉	Kód výrobku	d x L	✉	Kód výrobku
5/16-24X7/8 ft	100	07250.079.022	3/8-24X1.1/2	100	07250.096.038	1/2-20X1.3/4	50	07250.127.044
5/16-24X1 Inch ft	100	07250.079.025						
			1/2-20X5/8 ft	50	07250.127.015	5/8-18X1.1/2 ft	25	07250.158.038
3/8-24X1 Inch ft	100	07250.096.025	1/2-20X1.1/2 ft	50	07250.127.038			

- ft = s plným závitem

U51041 Šroub s vnitřním šestihranem, UNF série 1936 X15A

Závit Unified National Fine
Materiál Nerezocel A2 (AISI 304/18-8)
Třída F837B

RoHS

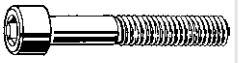

d x L	✉	Kód výrobku	d x L	✉	Kód výrobku	d x L	✉	Kód výrobku
NO.0-80X1/8 ft*	100	U51041.006.0012	NO.2-64X1/2 ft*	100	U51041.008.0050	NO.5-44X1/4 ft*	100	U51041.012.0025
NO.0-80X3/16 ft*	100	U51041.006.0018	NO.2-64X5/8 ft*	100	U51041.008.0062	NO.5-44X5/16 ft*	100	U51041.012.0031
NO.0-80X1/4 ft*	100	U51041.006.0025	NO.2-64X3/4*	100	U51041.008.0075	NO.5-44X3/8 ft*	100	U51041.012.0037
NO.0-80X5/16 ft*	100	U51041.006.0031	NO.2-64X1 Inch*	100	U51041.008.0100	NO.5-44X1/2 ft*	100	U51041.012.0050
NO.0-80X3/8 ft*	100	U51041.006.0037				NO.5-44X5/8 ft*	100	U51041.012.0062
NO.0-80X1/2 ft*	100	U51041.006.0050	NO.3-56X3/16 ft*	100	U51041.009.0018	NO.5-44X3/4 ft*	100	U51041.012.0075
NO.0-80X5/8*	100	U51041.006.0062	NO.3-56X1/4 ft*	100	U51041.009.0025	NO.5-44X1 Inch*	100	U51041.012.0100
NO.0-80X3/4*	100	U51041.006.0075	NO.3-56X5/16 ft*	100	U51041.009.0031			
NO.0-80X1 Inch*	100	U51041.006.0100	NO.3-56X3/8 ft*	100	U51041.009.0037	NO.6-40X3/16 ft*	100	U51041.013.0018
			NO.3-56X1/2 ft*	100	U51041.009.0050	NO.6-40X1/4 ft*	100	U51041.013.0025
NO.1-72X1/8 ft*	100	U51041.007.0012	NO.3-56X5/8 ft*	100	U51041.009.0062	NO.6-40X5/16 ft*	100	U51041.013.0031
NO.1-72X3/16 ft*	100	U51041.007.0018	NO.3-56X3/4*	100	U51041.009.0075	NO.6-40X3/8 ft*	100	U51041.013.0037
NO.1-72X1/4 ft*	100	U51041.007.0025	NO.3-56X1 Inch*	100	U51041.009.0100	NO.6-40X1/2 ft*	100	U51041.013.0050
NO.1-72X5/16 ft*	100	U51041.007.0031				NO.6-40X5/8 ft*	100	U51041.013.0062
NO.1-72X3/8 ft*	100	U51041.007.0037	NO.4-48X3/16 ft*	100	U51041.011.0018	NO.6-40X3/4 ft*	100	U51041.013.0075
NO.1-72X1/2 ft*	100	U51041.007.0050	NO.4-48X1/4 ft*	100	U51041.011.0025	NO.6-40X1 Inch*	100	U51041.013.0100
NO.1-72X5/8 ft*	100	U51041.007.0062	NO.4-48X5/16 ft*	100	U51041.011.0031	NO.6-40X1.1/4*	100	U51041.013.0125
NO.1-72X3/4*	100	U51041.007.0075	NO.4-48X3/8 ft*	100	U51041.011.0037			
NO.1-72X1 Inch*	100	U51041.007.0100	NO.4-48X1/2 ft*	100	U51041.011.0050	NO.8-36X1/4 ft*	100	U51041.016.0025
			NO.4-48X5/8 ft*	100	U51041.011.0062	NO.8-36X3/8 ft*	100	U51041.016.0037
NO.2-64X3/16 ft*	100	U51041.008.0018	NO.4-48X3/4 ft*	100	U51041.011.0075	NO.8-36X1/2 ft*	100	U51041.016.0050
NO.2-64X1/4 ft*	100	U51041.008.0025	NO.4-48X1 Inch*	100	U51041.011.0100	NO.8-36X5/8 ft*	100	U51041.016.0062
NO.2-64X5/16 ft*	100	U51041.008.0031				NO.8-36X3/4 ft*	100	U51041.016.0075
NO.2-64X3/8 ft*	100	U51041.008.0037	NO.5-44X3/16 ft*	100	U51041.012.0018	NO.8-36X7/8 ft*	100	U51041.016.0087

U51041 Šroub s vnitřním šestihranem, UNF série 1936

d x L	✉	Kód výrobku	d x L	✉	Kód výrobku	d x L	✉	Kód výrobku
NO.8-36X1 Inch*	100	U51041.016.0100	1/4-28X1.1/4*	100	U51041.025.0125	3/8-24X2 Inch*	25	U51041.037.0200
NO.8-36X1.1/4*	100	U51041.016.0125	1/4-28X1.1/2*	100	U51041.025.0150	3/8-24X2.1/4*	25	U51041.037.0225
			1/4-28X1.3/4*	100	U51041.025.0175	3/8-24X2.1/2*	25	U51041.037.0250
NO.10-32X3/16 ft*	100	U51041.019.0018	1/4-28X2 Inch*	50	U51041.025.0200	3/8-24X2.3/4*	25	U51041.037.0275
NO.10-32X1/4 ft*	100	U51041.019.0025	1/4-28X2.1/4*	50	U51041.025.0225	3/8-24X3 Inch*	10	U51041.037.0300
NO.10-32X5/16 ft*	100	U51041.019.0031	1/4-28X2.1/2*	50	U51041.025.0250	3/8-24X3.1/2*	10	U51041.037.0350
NO.10-32X3/8 ft*	100	U51041.019.0037	1/4-28X3 Inch*	25	U51041.025.0300	3/8-24X4 Inch*	10	U51041.037.0400
NO.10-32X7/16 ft*	100	U51041.019.0043	1/4-28X3.1/2*	25	U51041.025.0350	3/8-24X4.1/2*	10	U51041.037.0450
NO.10-32X1/2 ft*	100	U51041.019.0050	1/4-28X4 Inch*	25	U51041.025.0400	3/8-24X5 Inch*	10	U51041.037.0500
NO.10-32X5/8 ft*	100	U51041.019.0062				3/8-24X6 Inch*	10	U51041.037.0600
NO.10-32X3/4 ft*	100	U51041.019.0075	5/16-24X3/8 ft*	100	U51041.031.0037			
NO.10-32X7/8 ft*	100	U51041.019.0087	5/16-24X1/2 ft*	100	U51041.031.0050	7/16-20X1 Inch ft*	25	U51041.043.0100
NO.10-32X1 Inch*	100	U51041.019.0100	5/16-24X5/8 ft*	100	U51041.031.0062	7/16-20X1.1/4 ft*	25	U51041.043.0125
NO.10-32X1.1/8*	100	U51041.019.0112	5/16-24X3/4 ft*	100	U51041.031.0075	7/16-20X1.1/2*	25	U51041.043.0150
NO.10-32X1.1/4*	100	U51041.019.0125	5/16-24X7/8 ft*	100	U51041.031.0087	7/16-20X2 Inch*	10	U51041.043.0200
NO.10-32X1.3/8*	100	U51041.019.0137	5/16-24X1 Inch ft*	50	U51041.031.0100			
NO.10-32X1.1/2*	100	U51041.019.0150	5/16-24X1.1/4*	50	U51041.031.0125	1/2-20X3/4 ft*	10	U51041.050.0075
NO.10-32X1.3/4*	100	U51041.019.0175	5/16-24X1.1/2*	50	U51041.031.0150	1/2-20X1 Inch ft*	10	U51041.050.0100
NO.10-32X2 Inch*	100	U51041.019.0200	5/16-24X1.3/4*	50	U51041.031.0175	1/2-20X1.1/4 ft*	10	U51041.050.0125
NO.10-32X2.1/4*	100	U51041.019.0225	5/16-24X2 Inch*	50	U51041.031.0200	1/2-20X1.1/2 ft*	10	U51041.050.0150
NO.10-32X2.1/2*	100	U51041.019.0250	5/16-24X2.1/4*	25	U51041.031.0225	1/2-20X1.3/4*	10	U51041.050.0175
NO.10-32X2.3/4*	100	U51041.019.0275	5/16-24X2.1/2*	25	U51041.031.0250	1/2-20X2 Inch*	10	U51041.050.0200
NO.10-32X3 Inch*	100	U51041.019.0300	5/16-24X2.3/4*	25	U51041.031.0275	1/2-20X2.1/4*	10	U51041.050.0225
NO.10-32X3.1/4*	100	U51041.019.0325	5/16-24X3 Inch*	25	U51041.031.0300	1/2-20X2.1/2*	10	U51041.050.0250
NO.10-32X3.1/2*	100	U51041.019.0350	5/16-24X3.1/2*	25	U51041.031.0350	1/2-20X3 Inch*	5	U51041.050.0300
NO.10-32X4 Inch*	100	U51041.019.0400	5/16-24X4 Inch*	10	U51041.031.0400	1/2-20X3.1/2*	5	U51041.050.0350
						1/2-20X4 Inch*	5	U51041.050.0400
1/4-28X3/8 ft*	100	U51041.025.0037	3/8-24X1/2 ft*	50	U51041.037.0050	1/2-20X4.1/2*	5	U51041.050.0450
1/4-28X7/16 ft*	100	U51041.025.0043	3/8-24X5/8 ft*	50	U51041.037.0062	1/2-20X5 Inch*	5	U51041.050.0500
1/4-28X1/2 ft*	100	U51041.025.0050	3/8-24X3/4 ft*	50	U51041.037.0075	1/2-20X6 Inch*	5	U51041.050.0600
1/4-28X5/8 ft*	100	U51041.025.0062	3/8-24X7/8 ft*	50	U51041.037.0087			
1/4-28X3/4 ft*	100	U51041.025.0075	3/8-24X1 Inch ft*	50	U51041.037.0100	5/8-18X1.1/2 ft*	10	U51041.062.0150
1/4-28X7/8 ft*	100	U51041.025.0087	3/8-24X1.1/4 ft*	50	U51041.037.0125	5/8-18X1.3/4 ft*	10	U51041.062.0175
1/4-28X1 Inch ft*	100	U51041.025.0100	3/8-24X1.1/2*	25	U51041.037.0150	5/8-18X2 Inch*	5	U51041.062.0200
1/4-28X1.1/8*	100	U51041.025.0112	3/8-24X1.3/4*	25	U51041.037.0175			

- ft = s plným závitem

U55041 Šroub s vnitřním šestihranem, UNF série 1936 X15A

Závit Unified National Fine
Materiál Nerezocel A4 (AISI 316/18-10)
Třída F837E

RoHS

d x L	✉	Kód výrobku	d x L	✉	Kód výrobku	d x L	✉	Kód výrobku
NO.10-32X1/4 ft*	100	U55041.019.0025	NO.10-32X1.1/4*	100	U55041.019.0125			
NO.10-32X3/8 ft*	100	U55041.019.0037	NO.10-32X1.1/2*	100	U55041.019.0150	5/16-24X3/4 ft*	100	U55041.031.0075
NO.10-32X1/2 ft*	100	U55041.019.0050	NO.10-32X2 Inch*	100	U55041.019.0200	5/16-24X1 Inch ft*	50	U55041.031.0100
NO.10-32X5/8 ft*	100	U55041.019.0062						
NO.10-32X3/4 ft*	100	U55041.019.0075	1/4-28X1/2 ft*	100	U55041.025.0050	3/8-24X3/4 ft*	50	U55041.037.0075
NO.10-32X7/8 ft*	100	U55041.019.0087	1/4-28X3/4 ft*	100	U55041.025.0075	3/8-24X1 Inch ft*	50	U55041.037.0100
NO.10-32X1 Inch*	100	U55041.019.0100	1/4-28X1 Inch ft*	100	U55041.025.0100			

- ft = s plným závitem

Šroub s vnitřním šestihranem BSW

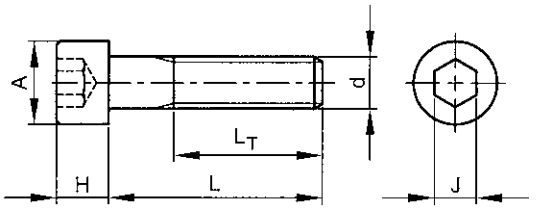

BS **≈2470**

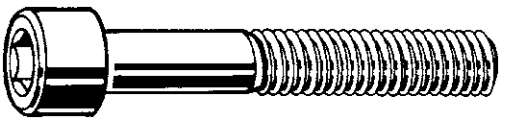

Technické údaje

d	A	H	J	L_T (min.)	Závitů na palec
1/2	19	12.7	3/8	38	12

- Whitworthův závit (BSW/BSF) není mezinárodně doporučen. Doporučujeme použít metrický (M/MF) nebo sjednocený (UNC/UNF) závit.
- V závislosti na dostupnosti lze dodat i třídu 10.9.
- Značení těchto šroubů není závazné.
- Rozměry se mohou lišit v závislosti na dostupnosti.

07200 **Šroub s vnitřním šestihranem BSW** **X08A**

Závit British Standard Whitworth
Materiál Ocel
Třída 12.9

d x L	✉	Kód výrobku	d x L	✉	Kód výrobku	d x L	✉	Kód výrobku
1/2X3/4	50	07200.127.020	1/2X2 Inch	50	07200.127.050	1/2X3.1/4	25	07200.127.080
1/2X1 Inch	50	07200.127.025	1/2X2.1/4	25	07200.127.060	1/2X3.1/2	25	07200.127.090
1/2X1.1/4	50	07200.127.030	1/2X2.1/2	25	07200.127.065	1/2X4 Inch	25	07200.127.100
1/2X1.1/2	50	07200.127.040	1/2X2.3/4	25	07200.127.070	1/2X4.1/2	25	07200.127.110
1/2X1.3/4	50	07200.127.045	1/2X3 Inch	25	07200.127.075			

- UPOZORNĚNÍ: Elektrolytické pokovení těchto produktů může způsobit vodíkovou křehkost.

Šroub s nízkou hlavou s vnitřním šestihranem

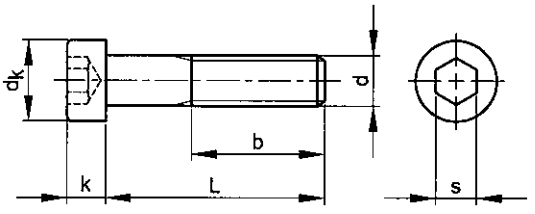

DIN **7984**
NEN 1601



Technické údaje

d	b (min.)	d_k	k	P	Plný závit L ≤	s
M3	12	5.5	2	0.5	18	2
M4	14	7	2.8	0.7	20	2.5
M5	16	8.5	3.5	0.8	25	3
M6	18	10	4	1	25	4
M8	22	13	5	1.25	30	5
M10	26	16	6	1.5	35	7
M12	30	18	7	1.75	45	8
M16	38	24	9	2	55	12
M20	46	30	11	2.5	60	14
M24	54	36	13	3	80	17

- Díky nepříznivé geometrii hlavy má tento spojovací materiál sníženou schopnost zatížení.
- Pokud je nutné označit ocelový spojovací materiál se sníženým zatížením (jako 8.8 /.10.9 / 12.9), k označení pevnostní třídy je přidána “0”. Tedy 8.8 → 08.8 a 10.9 → 010.9 a 12.9 → 012.9.
- Spojovací materiál z nerezové ocele je označen jen symbolem stupně ocele bez pevnostní třídy 70 (tedy A2-70 → A2).
- Staré a nové označení se může v některých případech vyskytnout vedle sebe.

Skupiny produktů

Závit	Typ drážky	Materiál	Třída	Povrchová úprava	Kód	Strana
M	S vnitřním šestihranem	Oc	08.8		07080	2-33
M	S vnitřním šestihranem	Oc	08.8	Zn	07090	2-33
M	S vnitřním šestihranem	Oc	010.9		07105	2-34

Skupiny produktů

Závit	Typ drážky	Materiál	Třída	Povrchová úprava	Kód	Strana
M	S vnitřním šestihranem	NO A2			51040	2-34
M	S vnitřním šestihranem	NO A4			55040	2-35

07080 Šroub s nízkou hlavou s vnitřním šestihranem D03A

Závit Metrický závit
Materiál Ocel
Třída 08.8

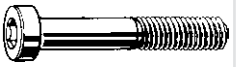

d x L	✉	Kód výrobku
M4X6	200	07080.040.006
M4X8	200	07080.040.008
M4X10	200	07080.040.010
M4X12	200	07080.040.012
M4X16	200	07080.040.016
M4X20	200	07080.040.020
M4X25	200	07080.040.025
M4X30	200	07080.040.030
M5X8	200	07080.050.008
M5X10	200	07080.050.010
M5X12	200	07080.050.012
M5X16	200	07080.050.016
M5X18	200	07080.050.018
M5X20	200	07080.050.020
M5X22	200	07080.050.022
M5X25	200	07080.050.025
M5X30	200	07080.050.030
M5X35	200	07080.050.035
M5X40	200	07080.050.040
M5X50	200	07080.050.050
M6X8	200	07080.060.008
M6X10	200	07080.060.010
M6X12	200	07080.060.012
M6X16	200	07080.060.016
M6X18	200	07080.060.018
M6X20	200	07080.060.020
M6X22	200	07080.060.022
M6X25	200	07080.060.025
M6X30	200	07080.060.030
M6X35	200	07080.060.035
M6X40	200	07080.060.040
M6X45	200	07080.060.045
M6X50	200	07080.060.050
M6X60	200	07080.060.060

d x L	✉	Kód výrobku
M8X12	200	07080.080.012
M8X16	200	07080.080.016
M8X18	200	07080.080.018
M8X20	200	07080.080.020
M8X22	200	07080.080.022
M8X25	200	07080.080.025
M8X30	200	07080.080.030
M8X35	200	07080.080.035
M8X40	200	07080.080.040
M8X45	200	07080.080.045
M8X50	200	07080.080.050
M8X60	200	07080.080.060
M8X70	200	07080.080.070
M10X16	200	07080.100.016
M10X20	200	07080.100.020
M10X22	200	07080.100.022
M10X25	200	07080.100.025
M10X30	200	07080.100.030
M10X35	100	07080.100.035
M10X40	100	07080.100.040
M10X45	100	07080.100.045
M10X50	100	07080.100.050
M10X60	100	07080.100.060
M10X70	100	07080.100.070
M10X80	100	07080.100.080
M12X20	100	07080.120.020
M12X25	100	07080.120.025
M12X30	100	07080.120.030
M12X35	100	07080.120.035
M12X40	100	07080.120.040
M12X45	100	07080.120.045
M12X50	100	07080.120.050

d x L	✉	Kód výrobku
M12X60	100	07080.120.060
M12X70	50	07080.120.070
M12X80	50	07080.120.080
M12X100	50	07080.120.100
M16X25	50	07080.160.025
M16X30	50	07080.160.030
M16X35	50	07080.160.035
M16X40	50	07080.160.040
M16X45	50	07080.160.045
M16X50	50	07080.160.050
M16X55	50	07080.160.055
M16X60	50	07080.160.060
M16X70	25	07080.160.070
M16X80	25	07080.160.080
M16X90	25	07080.160.090
M16X100	25	07080.160.100
M16X120	50	07080.160.120
M20X30	25	07080.200.030
M20X35	25	07080.200.035
M20X40	25	07080.200.040
M20X50	25	07080.200.050
M20X60	25	07080.200.060
M20X70	25	07080.200.070
M20X80	25	07080.200.080
M20X90	25	07080.200.090
M24X40	25	07080.240.040
M24X45	25	07080.240.045
M24X50	25	07080.240.050
M24X60	25	07080.240.060
M24X80	25	07080.240.080
M24X90	25	07080.240.090
M24X100	25	07080.240.100

07090 Šroub s nízkou hlavou s vnitřním šestihranem D03A

Závit Metrický závit
Materiál Ocel
Třída 08.8
Povrchová úprava Pozinkované

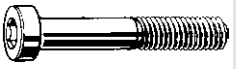

d x L	✉	Kód výrobku
M4X6	200	07090.040.006
M4X8	200	07090.040.008
M4X10	200	07090.040.010
M4X12	200	07090.040.012
M4X16	200	07090.040.016
M4X20	200	07090.040.020
M5X8	200	07090.050.008
M5X10	200	07090.050.010
M5X12	200	07090.050.012
M5X16	200	07090.050.016
M5X20	200	07090.050.020
M5X25	200	07090.050.025
M5X30	200	07090.050.030
M6X10	200	07090.060.010
M6X12	200	07090.060.012
M6X16	200	07090.060.016
M6X20	200	07090.060.020
M6X25	200	07090.060.025

d x L	✉	Kód výrobku
M6X30	200	07090.060.030
M6X35	200	07090.060.035
M6X40	200	07090.060.040
M6X45	200	07090.060.045
M6X50	200	07090.060.050
M8X10	200	07090.080.010
M8X12	200	07090.080.012
M8X16	200	07090.080.016
M8X20	200	07090.080.020
M8X25	200	07090.080.025
M8X30	200	07090.080.030
M8X35	200	07090.080.035
M8X40	200	07090.080.040
M8X45	200	07090.080.045
M8X50	200	07090.080.050
M8X60	200	07090.080.060
M10X16	200	07090.100.016
M10X20	200	07090.100.020

d x L	✉	Kód výrobku
M10X25	200	07090.100.025
M10X30	200	07090.100.030
M10X35	100	07090.100.035
M10X40	100	07090.100.040
M10X50	100	07090.100.050
M10X60	100	07090.100.060
M12X20	100	07090.120.020
M12X25	100	07090.120.025
M12X30	100	07090.120.030
M12X35	100	07090.120.035
M12X40	100	07090.120.040
M12X45	100	07090.120.045
M12X50	100	07090.120.050
M12X60	100	07090.120.060
M12X80	50	07090.120.080
M16X25	50	07090.160.025
M16X30	50	07090.160.030
M16X35	50	07090.160.035

07090 Šroub s nízkou hlavou s vnitřním šestihranem

d x L	✉	Kód výrobku	d x L	✉	Kód výrobku	d x L	✉	Kód výrobku
M16X40	50	07090.160.040	M16X80	25	07090.160.080	M20X60	25	07090.200.060
M16X50	50	07090.160.050				M20X70	25	07090.200.070
M16X60	50	07090.160.060	M20X40	25	07090.200.040	M20X80	25	07090.200.080
M16X70	25	07090.160.070	M20X50	25	07090.200.050			

07105 Šroub s nízkou hlavou s vnitřním šestihranem D03A

Závit Metrický závit
Materiál Ocel
Třída 010.9

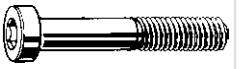

d x L	✉	Kód výrobku	d x L	✉	Kód výrobku	d x L	✉	Kód výrobku
M4X8	200	07105.040.008	M8X12	200	07105.080.012	M12X45	100	07105.120.045
M4X10	200	07105.040.010	M8X16	200	07105.080.016	M12X50	50	07105.120.050
M4X12	200	07105.040.012	M8X20	200	07105.080.020	M12X60	50	07105.120.060
M4X16	200	07105.040.016	M8X25	200	07105.080.025			
M4X20	200	07105.040.020	M8X30	200	07105.080.030	M16X30	25	07105.160.030
			M8X35	200	07105.080.035	M16X40	25	07105.160.040
M5X10	200	07105.050.010	M8X40	200	07105.080.040	M16X45	25	07105.160.045
M5X12	200	07105.050.012	M8X50	200	07105.080.050	M16X50	25	07105.160.050
M5X16	200	07105.050.016				M16X60	25	07105.160.060
M5X20	200	07105.050.020	M10X16	200	07105.100.016	M16X70	25	07105.160.070
M5X25	200	07105.050.025	M10X20	200	07105.100.020	M16X80	25	07105.160.080
			M10X25	200	07105.100.025			
M6X10	200	07105.060.010	M10X30	200	07105.100.030	M20X30	25	07105.200.030
M6X12	200	07105.060.012	M10X35	100	07105.100.035	M20X40	25	07105.200.040
M6X16	200	07105.060.016	M10X40	100	07105.100.040	M20X50	25	07105.200.050
M6X20	200	07105.060.020	M10X50	100	07105.100.050	M20X60	25	07105.200.060
M6X25	200	07105.060.025				M20X70	25	07105.200.070
M6X30	200	07105.060.030	M12X20	100	07105.120.020	M20X80	25	07105.200.080
M6X35	200	07105.060.035	M12X25	100	07105.120.025	M20X90	25	07105.200.090
M6X40	200	07105.060.040	M12X30	100	07105.120.030	M20X100	25	07105.200.100
			M12X35	100	07105.120.035	M20X110	25	07105.200.110
M8X10	200	07105.080.010	M12X40	100	07105.120.040			

- UPOZORNĚNÍ: Elektrolytické pokovení těchto produktů může způsobit vodíkovou křehkost.

51040 Šroub s nízkou hlavou s vnitřním šestihranem Q05A

Závit Metrický závit
Materiál Nerezocel A2

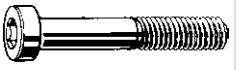

d x L	✉	Kód výrobku	d x L	✉	Kód výrobku	d x L	✉	Kód výrobku
M3X3*	1000	51040.030.003	M4X25*	500	51040.040.025			
M3X4*	1000	51040.030.004	M4X30	200	51040.040.030	M6X6*	500	51040.060.006
M3X5*	1000	51040.030.005	M4X35*	200	51040.040.035	M6X8	500	51040.060.008
M3X6*	1000	51040.030.006	M4X40*	200	51040.040.040	M6X10	200	51040.060.010
M3X8	1000	51040.030.008	M4X45*	200	51040.040.045	M6X12	200	51040.060.012
M3X10	1000	51040.030.010	M4X50*	200	51040.040.050	M6X14*	200	51040.060.014
M3X12	1000	51040.030.012	M4X55*	200	51040.040.055	M6X16	200	51040.060.016
M3X14*	1000	51040.030.014	M4X60*	100	51040.040.060	M6X18*	200	51040.060.018
M3X16*	1000	51040.030.016				M6X20	200	51040.060.020
M3X18*	1000	51040.030.018	M5X5*	500	51040.050.005	M6X22*	200	51040.060.022
M3X20*	1000	51040.030.020	M5X6*	500	51040.050.006	M6X25	100	51040.060.025
M3X22*	1000	51040.030.022	M5X8	200	51040.050.008	M6X30	100	51040.060.030
M3X25*	1000	51040.030.025	M5X10	200	51040.050.010	M6X35	100	51040.060.035
M3X30*	1000	51040.030.030	M5X12	200	51040.050.012	M6X40	100	51040.060.040
M3X35*	500	51040.030.035	M5X14	500	51040.050.014	M6X45	100	51040.060.045
M3X40*	500	51040.030.040	M5X16	200	51040.050.016	M6X50	100	51040.060.050
M3X45*	500	51040.030.045	M5X18*	500	51040.050.018	M6X55*	100	51040.060.055
M3X50*	200	51040.030.050	M5X20	200	51040.050.020	M6X60*	100	51040.060.060
			M5X22*	500	51040.050.022	M6X65*	100	51040.060.065
M4X4*	1000	51040.040.004	M5X25	200	51040.050.025	M6X70*	100	51040.060.070
M4X5*	1000	51040.040.005	M5X30	200	51040.050.030	M6X75*	100	51040.060.075
M4X6	200	51040.040.006	M5X35*	200	51040.050.035	M6X80*	100	51040.060.080
M4X8	200	51040.040.008	M5X40*	200	51040.050.040	M6X90*	100	51040.060.090
M4X10	200	51040.040.010	M5X45	200	51040.050.045	M6X100*	100	51040.060.100
M4X12	200	51040.040.012	M5X50	100	51040.050.050	M6X120*	100	51040.060.120
M4X14*	1000	51040.040.014	M5X60*	100	51040.050.060			
M4X16	200	51040.040.016	M5X65*	100	51040.050.065	M8X8*	500	51040.080.008
M4X18*	1000	51040.040.018	M5X70*	100	51040.050.070	M8X10*	500	51040.080.010
M4X20	200	51040.040.020	M5X75*	100	51040.050.075	M8X12	100	51040.080.012
M4X22*	500	51040.040.022	M5X80*	100	51040.050.080	M8X14*	200	51040.080.014

51040 Šroub s nízkou hlavou s vnitřním šestihranem

d x L	✉	Kód výrobku	d x L	✉	Kód výrobku	d x L	✉	Kód výrobku
M8X16	100	51040.080.016	M10X40	50	51040.100.040	M12X120*	25	51040.120.120
M8X18*	200	51040.080.018	M10X45	50	51040.100.045			
M8X20	100	51040.080.020	M10X50	50	51040.100.050	M16X25*	25	51040.160.025
M8X22*	200	51040.080.022	M10X55*	50	51040.100.055	M16X30	10	51040.160.030
M8X25	100	51040.080.025	M10X60	25	51040.100.060	M16X35	10	51040.160.035
M8X30	100	51040.080.030	M10X65*	50	51040.100.065	M16X40*	25	51040.160.040
M8X35	100	51040.080.035	M10X70	25	51040.100.070	M16X45	10	51040.160.045
M8X40	100	51040.080.040	M10X80*	50	51040.100.080	M16X50	10	51040.160.050
M8X45	50	51040.080.045	M10X90*	50	51040.100.090	M16X55*	25	51040.160.055
M8X50	50	51040.080.050	M10X100*	50	51040.100.100	M16X60	10	51040.160.060
M8X55*	100	51040.080.055				M16X65*	25	51040.160.065
M8X60	50	51040.080.060	M12X16*	50	51040.120.016	M16X70*	25	51040.160.070
M8X65*	100	51040.080.065	M12X20	50	51040.120.020	M16X80	5	51040.160.080
M8X70*	100	51040.080.070	M12X22*	50	51040.120.022	M16X90*	25	51040.160.090
M8X75*	100	51040.080.075	M12X25	50	51040.120.025	M16X100	5	51040.160.100
M8X80*	100	51040.080.080	M12X30	50	51040.120.030	M16X150*	25	51040.160.150
M8X90*	100	51040.080.090	M12X35	50	51040.120.035			
M8X100*	50	51040.080.100	M12X40	25	51040.120.040	M20X30*	25	51040.200.030
M8X110*	50	51040.080.110	M12X45	25	51040.120.045	M20X35*	25	51040.200.035
M8X120*	50	51040.080.120	M12X50	25	51040.120.050	M20X40*	25	51040.200.040
			M12X55*	50	51040.120.055	M20X45*	25	51040.200.045
M10X16	100	51040.100.016	M12X60	25	51040.120.060	M20X50*	25	51040.200.050
M10X18*	100	51040.100.018	M12X65*	50	51040.120.065	M20X60	5	51040.200.060
M10X20	100	51040.100.020	M12X70	25	51040.120.070	M20X70*	25	51040.200.070
M10X22*	100	51040.100.022	M12X75*	25	51040.120.075	M20X80*	25	51040.200.080
M10X25	50	51040.100.025	M12X80	25	51040.120.080	M20X90*	25	51040.200.090
M10X30	50	51040.100.030	M12X90*	25	51040.120.090	M20X100*	25	51040.200.100
M10X35	50	51040.100.035	M12X100	25	51040.120.100	M20X110*	25	51040.200.110

55040 Šroub s nízkou hlavou s vnitřním šestihranem — Q45A

Závit Metrický závit
Materiál Nerezocel A4

RoHS

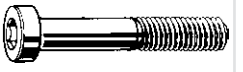

d x L	✉	Kód výrobku	d x L	✉	Kód výrobku	d x L	✉	Kód výrobku
M3X4*	1000	55040.030.004	M5X30*	200	55040.050.030	M8X40*	100	55040.080.040
M3X5*	1000	55040.030.005	M5X35*	200	55040.050.035	M8X45*	100	55040.080.045
M3X6*	1000	55040.030.006	M5X40*	200	55040.050.040	M8X50*	100	55040.080.050
M3X8*	1000	55040.030.008	M5X45*	200	55040.050.045	M8X55*	100	55040.080.055
M3X10*	1000	55040.030.010	M5X50*	200	55040.050.050	M8X60*	100	55040.080.060
M3X12*	1000	55040.030.012	M5X60*	100	55040.050.060	M8X65*	100	55040.080.065
M3X14*	1000	55040.030.014	M5X65*	100	55040.050.065	M8X70*	100	55040.080.070
M3X16*	1000	55040.030.016	M5X75*	100	55040.050.075	M8X80*	100	55040.080.080
M3X18*	1000	55040.030.018	M5X80*	100	55040.050.080	M8X90*	100	55040.080.090
M3X20*	1000	55040.030.020				M8X100*	50	55040.080.100
M3X22*	1000	55040.030.022	M6X8*	500	55040.060.008			
M3X25*	1000	55040.030.025	M6X10	500	55040.060.010	M10X16*	100	55040.100.016
M3X30*	1000	55040.030.030	M6X12*	500	55040.060.012	M10X18*	100	55040.100.018
M3X35*	500	55040.030.035	M6X14*	200	55040.060.014	M10X20*	100	55040.100.020
			M6X16*	200	55040.060.016	M10X22*	100	55040.100.022
M4X4*	1000	55040.040.004	M6X18*	200	55040.060.018	M10X25*	100	55040.100.025
M4X5*	1000	55040.040.005	M6X20*	200	55040.060.020	M10X30*	100	55040.100.030
M4X6*	1000	55040.040.006	M6X22*	200	55040.060.022	M10X35*	100	55040.100.035
M4X8*	1000	55040.040.008	M6X25*	200	55040.060.025	M10X40*	100	55040.100.040
M4X10*	1000	55040.040.010	M6X30*	200	55040.060.030	M10X45*	100	55040.100.045
M4X12*	1000	55040.040.012	M6X35*	200	55040.060.035	M10X50*	50	55040.100.050
M4X14*	1000	55040.040.014	M6X40*	200	55040.060.040	M10X55*	50	55040.100.055
M4X16*	1000	55040.040.016	M6X45*	100	55040.060.045	M10X60*	50	55040.100.060
M4X18*	1000	55040.040.018	M6X50*	100	55040.060.050	M10X65*	50	55040.100.065
M4X20*	500	55040.040.020	M6X55*	100	55040.060.055	M10X70*	50	55040.100.070
M4X22*	500	55040.040.022	M6X60*	100	55040.060.060	M10X75*	50	55040.100.075
M4X25*	500	55040.040.025	M6X65*	100	55040.060.065	M10X80*	50	55040.100.080
M4X30*	500	55040.040.030	M6X70*	100	55040.060.070	M10X100*	50	55040.100.100
M4X35*	200	55040.040.035	M6X80*	100	55040.060.080	M10X110*	50	55040.100.110
M4X40*	200	55040.040.040	M6X90*	100	55040.060.090			
M4X50*	200	55040.040.050	M6X100*	100	55040.060.100	M12X16*	50	55040.120.016
M4X60*	100	55040.040.060				M12X18*	50	55040.120.018
			M8X8*	500	55040.080.008	M12X20*	50	55040.120.020
M5X6*	500	55040.050.006	M8X10*	500	55040.080.010	M12X25*	50	55040.120.025
M5X8*	500	55040.050.008	M8X12*	500	55040.080.012	M12X30*	50	55040.120.030
M5X10*	500	55040.050.010	M8X14*	200	55040.080.014	M12X35*	50	55040.120.035
M5X12	500	55040.050.012	M8X16*	200	55040.080.016	M12X40*	50	55040.120.040
M5X14*	500	55040.050.014	M8X18*	200	55040.080.018	M12X45*	50	55040.120.045
M5X16*	500	55040.050.016	M8X22*	200	55040.080.022	M12X50*	50	55040.120.050
M5X18*	500	55040.050.018	M8X25*	100	55040.080.025	M12X55*	50	55040.120.055
M5X20*	500	55040.050.020	M8X30*	100	55040.080.030	M12X60*	50	55040.120.060
M5X25*	200	55040.050.025	M8X35*	100	55040.080.035	M12X65*	50	55040.120.065

55040 **Šroub s nízkou hlavou s vnitřním šestihranem** ←

d x L	✉	Kód výrobku	d x L	✉	Kód výrobku	d x L	✉	Kód výrobku
M12X70*	50	55040.120.070	M16X45*	25	55040.160.045	M20X40*	25	55040.200.040
M12X80*	25	55040.120.080	M16X50*	25	55040.160.050	M20X45*	25	55040.200.045
M12X90*	25	55040.120.090	M16X55*	25	55040.160.055	M20X50*	25	55040.200.050
M12X100*	25	55040.120.100	M16X60*	25	55040.160.060	M20X55*	25	55040.200.055
M12X110*	25	55040.120.110	M16X65*	25	55040.160.065	M20X60*	25	55040.200.060
			M16X70*	25	55040.160.070	M20X65*	25	55040.200.065
M16X25*	25	55040.160.025	M16X80*	25	55040.160.080	M20X70*	25	55040.200.070
M16X30*	25	55040.160.030				M20X80*	25	55040.200.080
M16X35*	25	55040.160.035	M20X30*	25	55040.200.030	M20X90*	25	55040.200.090
M16X40*	25	55040.160.040	M20X35*	25	55040.200.035	M20X120*	25	55040.200.120

Šroub s nízkou hlavou s vnitřním šestihranem se zahloubením pro pilot

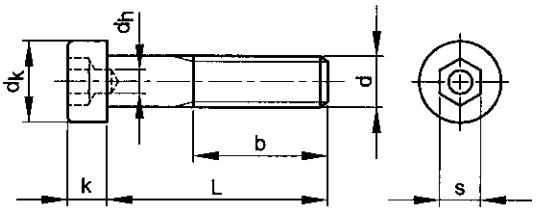

DIN 6912

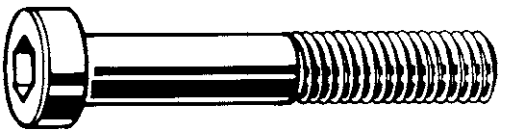

Technické údaje

d	b (min.): L≤125mm	b (min.): 125mm<L≤200mm	b (min.): L>200mm	d_h	d_k	k	P	Plný závit L ≤	s
M3 (≠DIN)	12	-	-	-	5.5	2	0.5	18	2
M4	14	-	-	2	7	2.8	0.7	16	3
M5	16	-	-	2.5	8.5	3.5	0.8	20	4
M6	18	-	-	3	10	4	1	25	5
M8	22	-	-	4	13	5	1.25	30	6
M10	26	32	-	5	16	6.5	1.5	35	8
M12	30	36	-	6	18	7.5	1.75	45	10
M16	38	44	57	8	24	10	2	50	14
M20	46	52	65	10	30	12	2.5	60	17
M24	54	60	73	12	36	14	3	80	19

- Díky nepříznivé geometrii hlavy má tento spojovací materiál sníženou schopnost zatížení.
- Pokud je nutné označit ocelový spojovací materiál se sníženým zatížením (jako 8.8 /.10.9 / 12.9), k označení pevnostní třídy je přidána “0”. Tedy 8.8 → 08.8 a 10.9 → 010.9 a 12.9 → 012.9.
- Spojovací materiál z nerezové ocele je označen jen symbolem stupně ocele bez pevnostní třídy 70 (tedy A2-70 → A2).
- Staré a nové označení se může v některých případech vyskytnout vedle sebe.

Skupiny produktů

Závit	Typ drážky	Materiál	Třída	Kód	Strana
M	S vnitřním šestihranem	Oc	08.8	07030	2-36
M	S vnitřním šestihranem	NO A2		51042	2-37
M	S vnitřním šestihranem	NO A4		55042	2-38

07030 **Šroub s nízkou hlavou s vnitřním šestihranem se zahloubením pro pilot** **D03A**

Závit Metrický závit
Materiál Ocel
Třída 08.8

d x L	✉	Kód výrobku	d x L	✉	Kód výrobku	d x L	✉	Kód výrobku
M4X8	200	07030.040.008	M6X12	200	07030.060.012	M8X40	200	07030.080.040
M4X10	200	07030.040.010	M6X16	200	07030.060.016	M8X45	200	07030.080.045
M4X12	200	07030.040.012	M6X20	200	07030.060.020	M8X50	200	07030.080.050
M4X16	200	07030.040.016	M6X25	200	07030.060.025	M8X60	200	07030.080.060
M4X20	200	07030.040.020	M6X30	200	07030.060.030			
M4X25	200	07030.040.025	M6X35	200	07030.060.035	M10X20	200	07030.100.020
			M6X40	200	07030.060.040	M10X22	200	07030.100.022
M5X10	200	07030.050.010	M6X45	200	07030.060.045	M10X25	200	07030.100.025
M5X12	200	07030.050.012	M6X50	200	07030.060.050	M10X30	200	07030.100.030
M5X16	200	07030.050.016	M6X60	200	07030.060.060	M10X35	100	07030.100.035
M5X20	200	07030.050.020				M10X40	100	07030.100.040
M5X25	200	07030.050.025	M8X12	200	07030.080.012	M10X50	100	07030.100.050
M5X30	200	07030.050.030	M8X16	200	07030.080.016	M10X60	100	07030.100.060
M5X35	200	07030.050.035	M8X20	200	07030.080.020	M10X70	100	07030.100.070
M5X40	200	07030.050.040	M8X25	200	07030.080.025	M10X80	100	07030.100.080
			M8X30	200	07030.080.030	M10X100	100	07030.100.100
M6X10	200	07030.060.010	M8X35	200	07030.080.035			

07030 Šroub s nízkou hlavou s vnitřním šestihranem se zahloubením pro pilot

d x L	✉	Kód výrobku	d x L	✉	Kód výrobku	d x L	✉	Kód výrobku
M12X20	100	07030.120.020	M16X40	50	07030.160.040	M20X70	25	07030.200.070
M12X25	100	07030.120.025	M16X45	50	07030.160.045	M20X80	25	07030.200.080
M12X30	100	07030.120.030	M16X50	50	07030.160.050	M20X90	25	07030.200.090
M12X35	100	07030.120.035	M16X60	50	07030.160.060	M20X100	25	07030.200.100
M12X40	100	07030.120.040	M16X70	50	07030.160.070	M20X120	25	07030.200.120
M12X45	100	07030.120.045	M16X80	50	07030.160.080	M20X140	25	07030.200.140
M12X50	100	07030.120.050	M16X90	25	07030.160.090			
M12X60	100	07030.120.060	M16X100	25	07030.160.100	M24X50	10	07030.240.050
M12X80	50	07030.120.080	M16X120	25	07030.160.120	M24X60	10	07030.240.060
M12X90	50	07030.120.090				M24X70	10	07030.240.070
M12X100	50	07030.120.100	M20X40	25	07030.200.040	M24X80	10	07030.240.080
			M20X45	25	07030.200.045	M24X90	10	07030.240.090
M16X30	50	07030.160.030	M20X50	25	07030.200.050	M24X100	10	07030.240.100
M16X35	50	07030.160.035	M20X60	25	07030.200.060	M24X120	10	07030.240.120

51042 Šroub s nízkou hlavou s vnitřním šestihranem se zahloubením pro pilot

Q05A

Závit Metrický závit
Materiál Nerezocel A2

RoHS

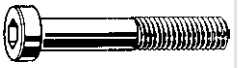

d x L	✉	Kód výrobku	d x L	✉	Kód výrobku	d x L	✉	Kód výrobku
M3X5*	1000	51042.030.005	M6X20	100	51042.060.020	M10X80	10	51042.100.080
M3X6*	1000	51042.030.006	M6X22*	200	51042.060.022	M10X90	10	51042.100.090
M3X8*	1000	51042.030.008	M6X25	50	51042.060.025	M10X100	10	51042.100.100
M3X10*	1000	51042.030.010	M6X30	50	51042.060.030	M10X110*	50	51042.100.110
M3X12*	1000	51042.030.012	M6X35	50	51042.060.035	M10X120*	50	51042.100.120
M3X16*	1000	51042.030.016	M6X40	50	51042.060.040			
M3X20*	1000	51042.030.020	M6X45	50	51042.060.045	M12X16	25	51042.120.016
M3X25*	1000	51042.030.025	M6X50	50	51042.060.050	M12X20	25	51042.120.020
M3X30*	1000	51042.030.030	M6X55	50	51042.060.055	M12X25	25	51042.120.025
			M6X60	25	51042.060.060	M12X30	25	51042.120.030
M4X5*	1000	51042.040.005	M6X65*	100	51042.060.065	M12X35	25	51042.120.035
M4X6*	1000	51042.040.006	M6X70	25	51042.060.070	M12X40	10	51042.120.040
M4X8	100	51042.040.008	M6X75*	100	51042.060.075	M12X45	10	51042.120.045
M4X10	100	51042.040.010	M6X80	25	51042.060.080	M12X50	10	51042.120.050
M4X12	100	51042.040.012	M6X90*	100	51042.060.090	M12X55	10	51042.120.055
M4X14*	1000	51042.040.014	M6X100*	100	51042.060.100	M12X60	10	51042.120.060
M4X16	100	51042.040.016	M6X120*	100	51042.060.120	M12X65*	50	51042.120.065
M4X18*	1000	51042.040.018				M12X70	5	51042.120.070
M4X20	100	51042.040.020	M8X10	50	51042.080.010	M12X75*	25	51042.120.075
M4X22*	500	51042.040.022	M8X12	50	51042.080.012	M12X80	5	51042.120.080
M4X25	100	51042.040.025	M8X14*	200	51042.080.014	M12X90	5	51042.120.090
M4X30	100	51042.040.030	M8X16	50	51042.080.016	M12X100	5	51042.120.100
M4X35	100	51042.040.035	M8X18*	200	51042.080.018	M12X120*	25	51042.120.120
M4X40	100	51042.040.040	M8X20	50	51042.080.020			
M4X45*	200	51042.040.045	M8X22*	200	51042.080.022	M16X25	10	51042.160.025
M4X50*	200	51042.040.050	M8X25	50	51042.080.025	M16X30	10	51042.160.030
M4X55*	200	51042.040.055	M8X30	50	51042.080.030	M16X35	5	51042.160.035
M4X60*	100	51042.040.060	M8X35	50	51042.080.035	M16X40	5	51042.160.040
			M8X40	50	51042.080.040	M16X45	5	51042.160.045
M5X6*	500	51042.050.006	M8X45*	100	51042.080.045	M16X50	5	51042.160.050
M5X8	100	51042.050.008	M8X50	25	51042.080.050	M16X55	5	51042.160.055
M5X10	100	51042.050.010	M8X55	25	51042.080.055	M16X60	5	51042.160.060
M5X12	100	51042.050.012	M8X60	25	51042.080.060	M16X65*	25	51042.160.065
M5X14*	500	51042.050.014	M8X65*	100	51042.080.065	M16X70	5	51042.160.070
M5X16	100	51042.050.016	M8X70	10	51042.080.070	M16X75*	25	51042.160.075
M5X18*	500	51042.050.018	M8X75*	100	51042.080.075	M16X80	3	51042.160.080
M5X20	100	51042.050.020	M8X80	10	51042.080.080	M16X90	3	51042.160.090
M5X22*	500	51042.050.022	M8X85*	100	51042.080.085	M16X100	3	51042.160.100
M5X25	100	51042.050.025	M8X90*	100	51042.080.090	M16X110*	25	51042.160.110
M5X30	100	51042.050.030	M8X100	10	51042.080.100	M16X120*	25	51042.160.120
M5X35	50	51042.050.035	M8X120*	50	51042.080.120			
M5X40	50	51042.050.040				M20X30*	25	51042.200.030
M5X45	50	51042.050.045	M10X16	50	51042.100.016	M20X35	3	51042.200.035
M5X50	50	51042.050.050	M10X18*	100	51042.100.018	M20X40	3	51042.200.040
M5X55*	200	51042.050.055	M10X20	50	51042.100.020	M20X45	3	51042.200.045
M5X60*	100	51042.050.060	M10X25	25	51042.100.025	M20X50*	25	51042.200.050
M5X65*	100	51042.050.065	M10X30	25	51042.100.030	M20X55*	25	51042.200.055
M5X70*	100	51042.050.070	M10X35	25	51042.100.035	M20X60	3	51042.200.060
M5X80*	100	51042.050.080	M10X40	25	51042.100.040	M20X70	3	51042.200.070
			M10X45*	100	51042.100.045	M20X80	3	51042.200.080
M6X8	100	51042.060.008	M10X50	25	51042.100.050	M20X90	3	51042.200.090
M6X10	100	51042.060.010	M10X55	25	51042.100.055	M20X100	3	51042.200.100
M6X12	100	51042.060.012	M10X60	10	51042.100.060	M20X120*	25	51042.200.120
M6X14*	200	51042.060.014	M10X65*	50	51042.100.065			
M6X16	100	51042.060.016	M10X70	10	51042.100.070	M24X55	3	51042.240.055
M6X18*	200	51042.060.018	M10X75*	50	51042.100.075	M24X60	3	51042.240.060

51042 Šroub s nízkou hlavou s vnitřním šestihranem se zahloubením pro pilot

d x L	✉	Kód výrobku
M24X70	3	51042.240.070

55042 Šroub s nízkou hlavou s vnitřním šestihranem se zahloubením pro pilot

Q45A

Závit Metrický závit
Materiál Nerezocel A4

d x L	✉	Kód výrobku	d x L	✉	Kód výrobku	d x L	✉	Kód výrobku
M3X5*	1000	55042.030.005	M6X25	50	55042.060.025	M10X80*	50	55042.100.080
M3X6*	1000	55042.030.006	M6X30	50	55042.060.030	M10X90*	50	55042.100.090
M3X8*	1000	55042.030.008	M6X35	50	55042.060.035	M10X100*	50	55042.100.100
M3X10*	1000	55042.030.010	M6X40	50	55042.060.040	M10X120*	50	55042.100.120
M3X12*	1000	55042.030.012	M6X45*	100	55042.060.045			
			M6X50	50	55042.060.050	M12X16*	50	55042.120.016
M4X5*	1000	55042.040.005	M6X55*	100	55042.060.055	M12X20	25	55042.120.020
M4X6*	1000	55042.040.006	M6X60*	100	55042.060.060	M12X25	25	55042.120.025
M4X8*	1000	55042.040.008	M6X70*	100	55042.060.070	M12X30	25	55042.120.030
M4X10	100	55042.040.010	M6X75*	100	55042.060.075	M12X35	25	55042.120.035
M4X12	100	55042.040.012	M6X80*	100	55042.060.080	M12X40	10	55042.120.040
M4X14*	1000	55042.040.014	M6X90*	100	55042.060.090	M12X45*	50	55042.120.045
M4X16	100	55042.040.016	M6X120*	100	55042.060.120	M12X50	10	55042.120.050
M4X20	100	55042.040.020				M12X55*	50	55042.120.055
M4X22*	500	55042.040.022	M8X10*	500	55042.080.010	M12X60	10	55042.120.060
M4X25	100	55042.040.025	M8X12*	500	55042.080.012	M12X70*	50	55042.120.070
M4X30	100	55042.040.030	M8X14*	200	55042.080.014	M12X75*	25	55042.120.075
M4X35*	200	55042.040.035	M8X16	50	55042.080.016	M12X80*	25	55042.120.080
M4X40*	200	55042.040.040	M8X18*	200	55042.080.018	M12X90*	25	55042.120.090
M4X45*	200	55042.040.045	M8X20	50	55042.080.020	M12X100*	25	55042.120.100
M4X50*	200	55042.040.050	M8X22*	200	55042.080.022			
			M8X25	50	55042.080.025	M16X25*	25	55042.160.025
M5X6*	500	55042.050.006	M8X30	50	55042.080.030	M16X30	10	55042.160.030
M5X8*	500	55042.050.008	M8X35	50	55042.080.035	M16X35	5	55042.160.035
M5X10	100	55042.050.010	M8X40	50	55042.080.040	M16X40*	25	55042.160.040
M5X12	100	55042.050.012	M8X45*	100	55042.080.045	M16X45	5	55042.160.045
M5X14*	500	55042.050.014	M8X50	25	55042.080.050	M16X50	5	55042.160.050
M5X16	100	55042.050.016	M8X55*	100	55042.080.055	M16X55*	25	55042.160.055
M5X18*	500	55042.050.018	M8X60	25	55042.080.060	M16X60*	25	55042.160.060
M5X20	100	55042.050.020	M8X65*	100	55042.080.065	M16X70	5	55042.160.070
M5X22*	500	55042.050.022	M8X70*	100	55042.080.070	M16X80	3	55042.160.080
M5X25	100	55042.050.025	M8X75*	100	55042.080.075	M16X90	5	55042.160.090
M5X30	100	55042.050.030	M8X80*	100	55042.080.080	M16X100*	25	55042.160.100
M5X35	50	55042.050.035	M8X90*	100	55042.080.090	M16X110*	25	55042.160.110
M5X40	50	55042.050.040	M8X100*	50	55042.080.100	M16X130*	25	55042.160.130
M5X45*	200	55042.050.045	M8X110*	50	55042.080.110			
M5X50*	200	55042.050.050	M8X120*	50	55042.080.120	M20X35*	25	55042.200.035
M5X55*	200	55042.050.055				M20X40	3	55042.200.040
M5X60*	100	55042.050.060	M10X16*	100	55042.100.016	M20X45*	25	55042.200.045
M5X65*	100	55042.050.065	M10X20	50	55042.100.020	M20X50	3	55042.200.050
M5X70*	100	55042.050.070	M10X25	25	55042.100.025	M20X55*	25	55042.200.055
			M10X30	25	55042.100.030	M20X60	3	55042.200.060
M6X8*	500	55042.060.008	M10X35	50	55042.100.035	M20X65*	25	55042.200.065
M6X10*	500	55042.060.010	M10X40	25	55042.100.040	M20X70	3	55042.200.070
M6X12	100	55042.060.012	M10X45*	100	55042.100.045	M20X80	3	55042.200.080
M6X14*	200	55042.060.014	M10X50	25	55042.100.050	M20X90	3	55042.200.090
M6X16	100	55042.060.016	M10X55*	50	55042.100.055	M20X100	3	55042.200.100
M6X18*	200	55042.060.018	M10X60	10	55042.100.060	M20X120*	25	55042.200.120
M6X20	100	55042.060.020	M10X70*	50	55042.100.070	M20X150*	25	55042.200.150
M6X22*	200	55042.060.022	M10X75*	50	55042.100.075			

Šroub se zápustnou hlavou s vnitřním šestihranem

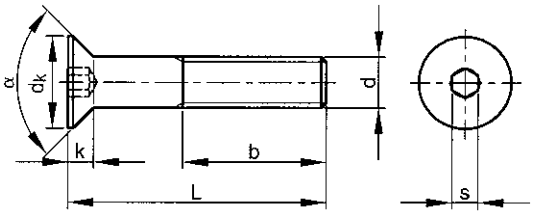

ISO	**10642**
DIN	7991
NEN	2359
BS	4168-8

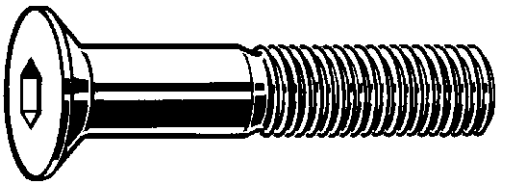

Technické údaje

d	b	d_k	k (max.)	P	Plný závit L ≤	s	α
M3	18	6.72	1.86	0.5	25	2	90º
M4	20	8.96	2.48	0.7	25	2.5	90º
M5	22	11.2	3.2	0.8	30	3	90º
M6	24	13.44	3.72	1	35	4	90º
M8	28	17.92	4.96	1.25	45	5	90º
M10	32	22.4	6.2	1.5	50	6	90º
M12	36	26.88	7.4	1.75	60	8	90º
M14	40	30.8	8.4	2	65	10	90º
M16	44	33.6	8.8	2	70	10	90º
M18 (DIN)	42	33	8	2.5	60	12	90°
M20	52	40.32	10.16	2.5	90	12	90º
M24 (DIN)	54	39	14	3	90	14	60°

- Všechny rozměry jsou informativní hodnoty a mohou se lišit v závislosti od výrobce.
- Díky nepříznivé geometrii hlavy má tento spojovací materiál sníženou schopnost zatížení.
- Pokud je nutné označit ocelový spojovací materiál se sníženým zatížením (jako 8.8 /.10.9 / 12.9), k označení pevnostní třídy je přidána “0”. Tedy 8.8 → 08.8 a 10.9 → 010.9 a 12.9 → 012.9.
- Spojovací materiál z nerezové ocele je označen jen symbolem stupně ocele bez pevnostní třídy 70 (tedy A2-70 → A2).
- Staré a nové označení se může v některých případech vyskytnout vedle sebe.

Skupiny produktů

Závit	Typ drážky	Materiál	Třída	Povrchová úprava	Kód	Strana
M	S vnitřním šestihranem	Oc	08.8	Zn	07470	2-39
M	S vnitřním šestihranem	Oc	010.9		07400	2-40
M	S vnitřním šestihranem	Oc	010.9	FLZNNC-NC6	07407	2-41
M	S vnitřním šestihranem	NO A2			51060	2-41
M	S vnitřním šestihranem	NO A4			55060	2-42
M	S vnitřním šestihranem	Al P40			45008	2-43
M	S vnitřním šestihranem	Al P60			45208	2-44

07470 Šroub se zápustnou hlavou s vnitřním šestihranem **D02A**

Závit	Metrický závit
Materiál	Ocel
Třída	08.8
Povrchová úprava	Pozinkované

RoHS

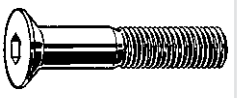

d x L	✉	Kód výrobku	d x L	✉	Kód výrobku	d x L	✉	Kód výrobku
M3X6	200	07470.030.006				M6X35	200	07470.060.035
M3X8	200	07470.030.008	M5X8	200	07470.050.008	M6X40	200	07470.060.040
M3X10	200	07470.030.010	M5X10	200	07470.050.010	M6X45	200	07470.060.045
M3X12	200	07470.030.012	M5X12	200	07470.050.012	M6X50	200	07470.060.050
M3X16	200	07470.030.016	M5X16	200	07470.050.016	M6X60	200	07470.060.060
M3X20	200	07470.030.020	M5X20	200	07470.050.020	M6X70	200	07470.060.070
M3X25	200	07470.030.025	M5X25	200	07470.050.025	M6X80	200	07470.060.080
M3X30	200	07470.030.030	M5X30	200	07470.050.030			
M3X40	200	07470.030.040	M5X35	200	07470.050.035	M8X10	200	07470.080.010
M3X50	200	07470.030.050	M5X40	200	07470.050.040	M8X12	200	07470.080.012
			M5X45	200	07470.050.045	M8X16	200	07470.080.016
M4X6	200	07470.040.006	M5X50	200	07470.050.050	M8X20	200	07470.080.020
M4X8	200	07470.040.008	M5X60	200	07470.050.060	M8X25	200	07470.080.025
M4X10	200	07470.040.010	M5X70	200	07470.050.070	M8X30	200	07470.080.030
M4X12	200	07470.040.012				M8X35	200	07470.080.035
M4X16	200	07470.040.016	M6X8	200	07470.060.008	M8X40	200	07470.080.040
M4X20	200	07470.040.020	M6X10	200	07470.060.010	M8X45	200	07470.080.045
M4X25	200	07470.040.025	M6X12	200	07470.060.012	M8X50	200	07470.080.050
M4X30	200	07470.040.030	M6X16	200	07470.060.016	M8X55	200	07470.080.055
M4X35	200	07470.040.035	M6X18	200	07470.060.018	M8X60	200	07470.080.060
M4X40	200	07470.040.040	M6X20	200	07470.060.020	M8X65	200	07470.080.065
M4X50	200	07470.040.050	M6X25	200	07470.060.025	M8X70	200	07470.080.070
M4X60	200	07470.040.060	M6X30	200	07470.060.030	M8X80	200	07470.080.080

07470 Šroub se zápustnou hlavou s vnitřním šestihranem

d x L	✉	Kód výrobku	d x L	✉	Kód výrobku	d x L	✉	Kód výrobku
M8X90	200	07470.080.090	M12X25	100	07470.120.025	M16X60	50	07470.160.060
M8X100	200	07470.080.100	M12X30	100	07470.120.030	M16X70	25	07470.160.070
			M12X35	100	07470.120.035	M16X80	25	07470.160.080
M10X16	200	07470.100.016	M12X40	100	07470.120.040	M16X100	25	07470.160.100
M10X20	200	07470.100.020	M12X45	100	07470.120.045	M16X120	25	07470.160.120
M10X25	200	07470.100.025	M12X50	100	07470.120.050	M16X140	25	07470.160.140
M10X30	200	07470.100.030	M12X55	100	07470.120.055			
M10X35	100	07470.100.035	M12X60	100	07470.120.060	M20X40	25	07470.200.040
M10X40	100	07470.100.040	M12X70	50	07470.120.070	M20X45	25	07470.200.045
M10X45	100	07470.100.045	M12X80	50	07470.120.080	M20X50	25	07470.200.050
M10X50	100	07470.100.050	M12X90	50	07470.120.090	M20X60	25	07470.200.060
M10X55	100	07470.100.055	M12X100	50	07470.120.100	M20X70	25	07470.200.070
M10X60	100	07470.100.060	M12X120	50	07470.120.120	M20X80	25	07470.200.080
M10X70	100	07470.100.070				M20X90	25	07470.200.090
M10X80	100	07470.100.080	M16X30	50	07470.160.030	M20X100	25	07470.200.100
M10X90	100	07470.100.090	M16X35	50	07470.160.035			
M10X100	50	07470.100.100	M16X40	50	07470.160.040	M24X50	25	07470.240.050
M10X120	50	07470.100.120	M16X45	50	07470.160.045	M24X60	10	07470.240.060
			M16X50	50	07470.160.050	M24X70	10	07470.240.070
M12X20	100	07470.120.020	M16X55	50	07470.160.055	M24X80	10	07470.240.080

07400 Šroub se zápustnou hlavou s vnitřním šestihranem D01A

Závit Metrický závit
Materiál Ocel
Třída 010.9

RoHS

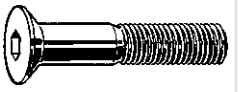

d x L	✉	Kód výrobku	d x L	✉	Kód výrobku	d x L	✉	Kód výrobku
M3X5	200	07400.030.005	M6X25	200	07400.060.025	M12X25	100	07400.120.025
M3X6	200	07400.030.006	M6X30	200	07400.060.030	M12X30	100	07400.120.030
M3X8	200	07400.030.008	M6X35	200	07400.060.035	M12X35	100	07400.120.035
M3X10	200	07400.030.010	M6X40	200	07400.060.040	M12X40	100	07400.120.040
M3X12	200	07400.030.012	M6X45	200	07400.060.045	M12X45	100	07400.120.045
M3X16	200	07400.030.016	M6X50	200	07400.060.050	M12X50	100	07400.120.050
M3X20	200	07400.030.020	M6X55	200	07400.060.055	M12X55	100	07400.120.055
M3X25	200	07400.030.025	M6X60	200	07400.060.060	M12X60	100	07400.120.060
M3X30	200	07400.030.030	M6X70	200	07400.060.070	M12X70	100	07400.120.070
M3X40	200	07400.030.040	M6X80	200	07400.060.080	M12X80	100	07400.120.080
M3X50	200	07400.030.050	M6X90	200	07400.060.090	M12X90	50	07400.120.090
			M6X100	200	07400.060.100	M12X100	50	07400.120.100
M4X6	200	07400.040.006				M12X110	50	07400.120.110
M4X8	200	07400.040.008	M8X10	200	07400.080.010	M12X120	50	07400.120.120
M4X10	200	07400.040.010	M8X12	200	07400.080.012	M12X130	50	07400.120.130
M4X12	200	07400.040.012	M8X16	200	07400.080.016	M12X140	50	07400.120.140
M4X14	200	07400.040.014	M8X20	200	07400.080.020	M12X160	50	07400.120.160
M4X16	200	07400.040.016	M8X22	200	07400.080.022	M12X180	50	07400.120.180
M4X20	200	07400.040.020	M8X25	200	07400.080.025			
M4X25	200	07400.040.025	M8X30	200	07400.080.030	M14X25	25	07400.140.025
M4X30	200	07400.040.030	M8X35	200	07400.080.035	M14X30	25	07400.140.030
M4X35	200	07400.040.035	M8X40	200	07400.080.040	M14X35	25	07400.140.035
M4X40	200	07400.040.040	M8X45	200	07400.080.045	M14X40	25	07400.140.040
M4X50	200	07400.040.050	M8X50	200	07400.080.050	M14X45	50	07400.140.045
M4X60	200	07400.040.060	M8X55	200	07400.080.055	M14X50	25	07400.140.050
M4X70	200	07400.040.070	M8X60	100	07400.080.060	M14X60	25	07400.140.060
			M8X70	100	07400.080.070	M14X70	25	07400.140.070
M5X8	200	07400.050.008	M8X80	100	07400.080.080	M14X80	25	07400.140.080
M5X10	200	07400.050.010	M8X90	100	07400.080.090	M14X90	25	07400.140.090
M5X12	200	07400.050.012	M8X100	100	07400.080.100	M14X100	25	07400.140.100
M5X16	200	07400.050.016						
M5X18	200	07400.050.018	M10X16	200	07400.100.016	M16X20	50	07400.160.020
M5X20	200	07400.050.020	M10X20	200	07400.100.020	M16X25	50	07400.160.025
M5X22	200	07400.050.022	M10X25	200	07400.100.025	M16X30	50	07400.160.030
M5X25	200	07400.050.025	M10X30	200	07400.100.030	M16X35	50	07400.160.035
M5X30	200	07400.050.030	M10X35	100	07400.100.035	M16X40	50	07400.160.040
M5X35	200	07400.050.035	M10X40	100	07400.100.040	M16X45	50	07400.160.045
M5X40	200	07400.050.040	M10X45	100	07400.100.045	M16X50	50	07400.160.050
M5X45	200	07400.050.045	M10X50	100	07400.100.050	M16X55	50	07400.160.055
M5X50	200	07400.050.050	M10X55	100	07400.100.055	M16X60	50	07400.160.060
M5X60	200	07400.050.060	M10X60	100	07400.100.060	M16X70	25	07400.160.070
M5X70	200	07400.050.070	M10X65	100	07400.100.065	M16X80	25	07400.160.080
			M10X70	100	07400.100.070	M16X90	25	07400.160.090
M6X8	200	07400.060.008	M10X75	100	07400.100.075	M16X100	25	07400.160.100
M6X10	200	07400.060.010	M10X80	100	07400.100.080	M16X110	25	07400.160.110
M6X12	200	07400.060.012	M10X90	100	07400.100.090	M16X120	25	07400.160.120
M6X14	200	07400.060.014	M10X100	50	07400.100.100	M16X130	25	07400.160.130
M6X16	200	07400.060.016	M10X120	50	07400.100.120	M16X140	25	07400.160.140
M6X18	200	07400.060.018				M16X160	25	07400.160.160
M6X20	200	07400.060.020	M12X20	100	07400.120.020			

07400 Šroub se zápustnou hlavou s vnitřním šestihranem

d x L	✉	Kód výrobku	d x L	✉	Kód výrobku	d x L	✉	Kód výrobku
M18X50	25	07400.180.050	M20X70	10	07400.200.070	M24X60	10	07400.240.060
M18X60	25	07400.180.060	M20X80	10	07400.200.080	M24X70	10	07400.240.070
M18X70	25	07400.180.070	M20X90	10	07400.200.090	M24X80	10	07400.240.080
M18X80	25	07400.180.080	M20X100	10	07400.200.100	M24X90	10	07400.240.090
M18X90	25	07400.180.090	M20X110	10	07400.200.110	M24X100	10	07400.240.100
M18X100	25	07400.180.100	M20X120	10	07400.200.120	M24X110	10	07400.240.110
			M20X140	10	07400.200.140	M24X120	10	07400.240.120
M20X30	10	07400.200.030	M20X150	10	07400.200.150	M24X140	10	07400.240.140
M20X35	10	07400.200.035	M20X160	10	07400.200.160	M24X160	10	07400.240.160
M20X40	10	07400.200.040	M20X180	10	07400.200.180	M24X180	10	07400.240.180
M20X50	10	07400.200.050	M20X200	10	07400.200.200	M24X200	10	07400.240.200
M20X55	25	07400.200.055						
M20X60	10	07400.200.060	M24X50	10	07400.240.050			

- UPOZORNĚNÍ: Elektrolytické pokovení těchto produktů může způsobit vodíkovou křehkost.

07407 Šroub se zápustnou hlavou s vnitřním šestihranem D01A

Závit Metrický závit
Materiál Ocel
Třída 010.9
Povrchová úprava Zinko-hliníkový povlak bez Cr^{6+}- ISO 10683 flZnnc

RoHS

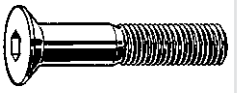

d x L	✉	Kód výrobku	d x L	✉	Kód výrobku	d x L	✉	Kód výrobku
M6X16	200	07407.060.016	M10X20	200	07407.100.020	M12X70	100	07407.120.070
M6X20	200	07407.060.020	M10X25	200	07407.100.025	M12X80	100	07407.120.080
M6X25	200	07407.060.025	M10X30	200	07407.100.030			
M6X30	200	07407.060.030	M10X35	200	07407.100.035	M16X25	50	07407.160.025
M6X40	200	07407.060.040	M10X40	200	07407.100.040	M16X30	50	07407.160.030
			M10X50	100	07407.100.050	M16X40	50	07407.160.040
M8X16	200	07407.080.016	M10X60	100	07407.100.060	M16X50	50	07407.160.050
M8X20	200	07407.080.020				M16X60	50	07407.160.060
M8X25	200	07407.080.025	M12X30	100	07407.120.030			
M8X30	200	07407.080.030	M12X40	100	07407.120.040	M20X50	10	07407.200.050
M8X35	200	07407.080.035	M12X50	100	07407.120.050	M20X60	10	07407.200.060
M8X40	200	07407.080.040	M12X60	100	07407.120.060	M20X70	10	07407.200.070

- Povrchová úprava ISO 10683 zinko-hliníkový povlak eliminuje možnost poškození způsobené vodíkovou křehkostí.

51060 Šroub se zápustnou hlavou s vnitřním šestihranem Q05A

Závit Metrický závit
Materiál Nerezocel A2

RoHS

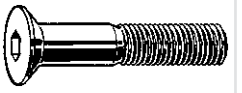

d x L	✉	Kód výrobku	d x L	✉	Kód výrobku	d x L	✉	Kód výrobku
M3X4*	1000	51060.030.004	M4X25	200	51060.040.025	M5X75*	100	51060.050.075
M3X5*	1000	51060.030.005	M4X30	200	51060.040.030	M5X80*	100	51060.050.080
M3X6	200	51060.030.006	M4X35	200	51060.040.035			
M3X8	200	51060.030.008	M4X40	200	51060.040.040	M6X8	200	51060.060.008
M3X10	200	51060.030.010	M4X45	200	51060.040.045	M6X10	200	51060.060.010
M3X12	200	51060.030.012	M4X50	200	51060.040.050	M6X12	200	51060.060.012
M3X14	200	51060.030.014	M4X55*	200	51060.040.055	M6X14	200	51060.060.014
M3X16	200	51060.030.016	M4X60*	100	51060.040.060	M6X16	200	51060.060.016
M3X18	200	51060.030.018				M6X18	200	51060.060.018
M3X20	200	51060.030.020	M5X6	500	51060.050.006	M6X20	200	51060.060.020
M3X22*	1000	51060.030.022	M5X8	200	51060.050.008	M6X22*	200	51060.060.022
M3X25	200	51060.030.025	M5X10	200	51060.050.010	M6X25	200	51060.060.025
M3X30*	1000	51060.030.030	M5X12	200	51060.050.012	M6X30	200	51060.060.030
M3X35*	500	51060.030.035	M5X14	200	51060.050.014	M6X35	200	51060.060.035
M3X40	200	51060.030.040	M5X16	200	51060.050.016	M6X40	200	51060.060.040
M3X45*	500	51060.030.045	M5X18	200	51060.050.018	M6X45	100	51060.060.045
M3X50	200	51060.030.050	M5X20	200	51060.050.020	M6X50	100	51060.060.050
			M5X22*	500	51060.050.022	M6X55	100	51060.060.055
M4X5*	1000	51060.040.005	M5X25	200	51060.050.025	M6X60	100	51060.060.060
M4X6	200	51060.040.006	M5X30	200	51060.050.030	M6X65	100	51060.060.065
M4X8	200	51060.040.008	M5X35	200	51060.050.035	M6X70	100	51060.060.070
M4X10	200	51060.040.010	M5X40	200	51060.050.040	M6X75*	100	51060.060.075
M4X12	200	51060.040.012	M5X45	200	51060.050.045	M6X80	100	51060.060.080
M4X14	200	51060.040.014	M5X50	100	51060.050.050	M6X90	100	51060.060.090
M4X16	200	51060.040.016	M5X55	200	51060.050.055	M6X100	100	51060.060.100
M4X18	200	51060.040.018	M5X60	100	51060.050.060	M6X110*	100	51060.060.110
M4X20	200	51060.040.020	M5X65*	100	51060.050.065	M6X120*	100	51060.060.120
M4X22*	500	51060.040.022	M5X70	100	51060.050.070	M6X130*	100	51060.060.130

51060 Šroub se zápustnou hlavou s vnitřním šestihranem

d x L	✉	Kód výrobku
M6X140*	100	51060.060.140
M6X150*	100	51060.060.150
M8X10	200	51060.080.010
M8X12	200	51060.080.012
M8X14*	200	51060.080.014
M8X16	200	51060.080.016
M8X18	200	51060.080.018
M8X20	200	51060.080.020
M8X22*	200	51060.080.022
M8X25	100	51060.080.025
M8X30	100	51060.080.030
M8X35	100	51060.080.035
M8X40	100	51060.080.040
M8X45	100	51060.080.045
M8X50	100	51060.080.050
M8X55	100	51060.080.055
M8X60	100	51060.080.060
M8X65	100	51060.080.065
M8X70	50	51060.080.070
M8X75*	100	51060.080.075
M8X80	50	51060.080.080
M8X90	50	51060.080.090
M8X100	50	51060.080.100
M8X110	50	51060.080.110
M8X120	50	51060.080.120
M8X130*	50	51060.080.130
M8X140*	50	51060.080.140
M8X150*	50	51060.080.150
M8X160*	50	51060.080.160
M8X170*	25	51060.080.170
M8X180*	25	51060.080.180
M8X190*	25	51060.080.190
M8X200*	25	51060.080.200
M10X12*	100	51060.100.012
M10X14*	100	51060.100.014
M10X16	100	51060.100.016
M10X18	100	51060.100.018
M10X20	100	51060.100.020
M10X22*	100	51060.100.022
M10X25	100	51060.100.025
M10X30	100	51060.100.030
M10X35	100	51060.100.035
M10X40	100	51060.100.040
M10X45	100	51060.100.045
M10X50	100	51060.100.050
M10X55	100	51060.100.055
M10X60	50	51060.100.060
M10X65*	50	51060.100.065

d x L	✉	Kód výrobku
M10X70	50	51060.100.070
M10X75*	50	51060.100.075
M10X80	50	51060.100.080
M10X90	50	51060.100.090
M10X100	50	51060.100.100
M10X110*	50	51060.100.110
M10X120	50	51060.100.120
M10X130*	50	51060.100.130
M10X140*	50	51060.100.140
M10X150*	50	51060.100.150
M10X160*	50	51060.100.160
M10X170*	25	51060.100.170
M10X180*	25	51060.100.180
M10X190*	25	51060.100.190
M10X200*	25	51060.100.200
M12X16	50	51060.120.016
M12X18*	50	51060.120.018
M12X20	50	51060.120.020
M12X25	50	51060.120.025
M12X30	50	51060.120.030
M12X35	50	51060.120.035
M12X40	50	51060.120.040
M12X45	50	51060.120.045
M12X50	50	51060.120.050
M12X55	50	51060.120.055
M12X60	50	51060.120.060
M12X65*	50	51060.120.065
M12X70	25	51060.120.070
M12X75*	25	51060.120.075
M12X80	25	51060.120.080
M12X90	25	51060.120.090
M12X100	25	51060.120.100
M12X110*	25	51060.120.110
M12X120*	25	51060.120.120
M12X130*	25	51060.120.130
M12X140*	25	51060.120.140
M12X150*	25	51060.120.150
M12X160*	25	51060.120.160
M12X170*	25	51060.120.170
M12X180*	25	51060.120.180
M12X200*	25	51060.120.200
M16X25	25	51060.160.025
M16X30	25	51060.160.030
M16X35	25	51060.160.035
M16X40	25	51060.160.040
M16X45	25	51060.160.045
M16X50	25	51060.160.050
M16X55*	25	51060.160.055

d x L	✉	Kód výrobku
M16X60	25	51060.160.060
M16X65*	25	51060.160.065
M16X70	25	51060.160.070
M16X75*	25	51060.160.075
M16X80	25	51060.160.080
M16X90	25	51060.160.090
M16X100	10	51060.160.100
M16X110	10	51060.160.110
M16X120	10	51060.160.120
M16X130	10	51060.160.130
M16X140*	25	51060.160.140
M16X150*	25	51060.160.150
M20X30*	25	51060.200.030
M20X35*	25	51060.200.035
M20X40	25	51060.200.040
M20X45*	25	51060.200.045
M20X50	10	51060.200.050
M20X55	10	51060.200.055
M20X60	5	51060.200.060
M20X65*	25	51060.200.065
M20X70	10	51060.200.070
M20X75*	25	51060.200.075
M20X80	10	51060.200.080
M20X90	10	51060.200.090
M20X100	10	51060.200.100
M20X110*	25	51060.200.110
M20X120*	25	51060.200.120
M20X130*	25	51060.200.130
M20X140*	25	51060.200.140
M20X150*	25	51060.200.150
M24X40*	10	51060.240.040
M24X45*	10	51060.240.045
M24X50	10	51060.240.050
M24X55*	10	51060.240.055
M24X60	10	51060.240.060
M24X65*	10	51060.240.065
M24X70	10	51060.240.070
M24X75*	10	51060.240.075
M24X80	10	51060.240.080
M24X90	10	51060.240.090
M24X100	10	51060.240.100
M24X110	10	51060.240.110
M24X120	10	51060.240.120
M24X130	10	51060.240.130
M24X140	10	51060.240.140
M24X150	10	51060.240.150

55060 Šroub se zápustnou hlavou s vnitřním šestihranem Q45A

Závit Metrický závit
Materiál Nerezocel A4

RoHS

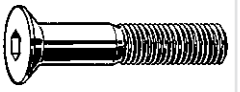

d x L	✉	Kód výrobku
M3X4*	1000	55060.030.004
M3X5*	1000	55060.030.005
M3X6	200	55060.030.006
M3X8	200	55060.030.008
M3X10	200	55060.030.010
M3X12	200	55060.030.012
M3X14	200	55060.030.014
M3X16	200	55060.030.016
M3X18	200	55060.030.018
M3X20	200	55060.030.020
M3X22*	1000	55060.030.022
M3X25	200	55060.030.025
M3X30*	1000	55060.030.030
M3X35*	500	55060.030.035
M3X40*	500	55060.030.040
M3X45*	500	55060.030.045
M3X50*	200	55060.030.050
M4X5*	1000	55060.040.005
M4X6	200	55060.040.006

d x L	✉	Kód výrobku
M4X8	200	55060.040.008
M4X10	200	55060.040.010
M4X12	200	55060.040.012
M4X14	200	55060.040.014
M4X16	200	55060.040.016
M4X18	200	55060.040.018
M4X20	200	55060.040.020
M4X22*	500	55060.040.022
M4X25	200	55060.040.025
M4X30	200	55060.040.030
M4X35	200	55060.040.035
M4X40	200	55060.040.040
M4X45*	200	55060.040.045
M4X50	200	55060.040.050
M4X55*	200	55060.040.055
M4X60*	100	55060.040.060
M5X6*	500	55060.050.006
M5X8	200	55060.050.008
M5X10	200	55060.050.010

d x L	✉	Kód výrobku
M5X12	200	55060.050.012
M5X14	200	55060.050.014
M5X16	200	55060.050.016
M5X18	200	55060.050.018
M5X20	200	55060.050.020
M5X22*	500	55060.050.022
M5X25	200	55060.050.025
M5X30	200	55060.050.030
M5X35	200	55060.050.035
M5X40	200	55060.050.040
M5X45	200	55060.050.045
M5X50	200	55060.050.050
M5X55*	200	55060.050.055
M5X60	100	55060.050.060
M5X65*	100	55060.050.065
M5X70*	100	55060.050.070
M5X75*	100	55060.050.075
M5X80*	100	55060.050.080
M6X8	200	55060.060.008

55060 Šroub se zápustnou hlavou s vnitřním šestihranem

d x L	✉	Kód výrobku	d x L	✉	Kód výrobku	d x L	✉	Kód výrobku
M6X10	200	55060.060.010				M12X190*	25	55060.120.190
M6X12	200	55060.060.012	M10X12*	100	55060.100.012	M12X200	10	55060.120.200
M6X14	200	55060.060.014	M10X14*	100	55060.100.014			
M6X16	200	55060.060.016	M10X16	100	55060.100.016	M16X25	25	55060.160.025
M6X18	200	55060.060.018	M10X18	100	55060.100.018	M16X30	25	55060.160.030
M6X20	200	55060.060.020	M10X20	100	55060.100.020	M16X35	25	55060.160.035
M6X22*	200	55060.060.022	M10X22*	100	55060.100.022	M16X40	25	55060.160.040
M6X25	200	55060.060.025	M10X25	100	55060.100.025	M16X45	25	55060.160.045
M6X30	200	55060.060.030	M10X30	100	55060.100.030	M16X50	25	55060.160.050
M6X35	200	55060.060.035	M10X35	100	55060.100.035	M16X55*	25	55060.160.055
M6X40	200	55060.060.040	M10X40	100	55060.100.040	M16X60	25	55060.160.060
M6X45	100	55060.060.045	M10X45	100	55060.100.045	M16X65*	25	55060.160.065
M6X50	100	55060.060.050	M10X50	100	55060.100.050	M16X70	25	55060.160.070
M6X55	100	55060.060.055	M10X55	100	55060.100.055	M16X75*	25	55060.160.075
M6X60	100	55060.060.060	M10X60	50	55060.100.060	M16X80	25	55060.160.080
M6X65*	100	55060.060.065	M10X65*	50	55060.100.065	M16X90	25	55060.160.090
M6X70	100	55060.060.070	M10X70	50	55060.100.070	M16X100	10	55060.160.100
M6X75*	100	55060.060.075	M10X75*	50	55060.100.075	M16X110*	25	55060.160.110
M6X80	100	55060.060.080	M10X80	50	55060.100.080	M16X120*	25	55060.160.120
M6X90*	100	55060.060.090	M10X90	50	55060.100.090	M16X130*	25	55060.160.130
M6X100*	100	55060.060.100	M10X100	50	55060.100.100	M16X140*	25	55060.160.140
M6X110*	100	55060.060.110	M10X110*	50	55060.100.110	M16X150*	25	55060.160.150
M6X120*	100	55060.060.120	M10X120	50	55060.100.120			
M6X130*	100	55060.060.130	M10X130*	50	55060.100.130	M20X30*	25	55060.200.030
M6X140*	100	55060.060.140	M10X140*	50	55060.100.140	M20X35*	25	55060.200.035
M6X150*	100	55060.060.150	M10X150*	50	55060.100.150	M20X40	10	55060.200.040
			M10X160*	50	55060.100.160	M20X45	10	55060.200.045
M8X10	200	55060.080.010	M10X170*	25	55060.100.170	M20X50	10	55060.200.050
M8X12	200	55060.080.012	M10X180*	25	55060.100.180	M20X55	10	55060.200.055
M8X14*	200	55060.080.014	M10X190*	25	55060.100.190	M20X60	10	55060.200.060
M8X16	200	55060.080.016	M10X200*	25	55060.100.200	M20X65*	25	55060.200.065
M8X18	200	55060.080.018				M20X70	10	55060.200.070
M8X20	200	55060.080.020	M12X16*	50	55060.120.016	M20X75*	25	55060.200.075
M8X22*	200	55060.080.022	M12X20	50	55060.120.020	M20X80*	25	55060.200.080
M8X25	100	55060.080.025	M12X22*	50	55060.120.022	M20X90	10	55060.200.090
M8X30	100	55060.080.030	M12X25	50	55060.120.025	M20X100	10	55060.200.100
M8X35	100	55060.080.035	M12X30	50	55060.120.030	M20X110*	25	55060.200.110
M8X40	100	55060.080.040	M12X35	50	55060.120.035	M20X120*	25	55060.200.120
M8X45	100	55060.080.045	M12X40	50	55060.120.040	M20X130*	25	55060.200.130
M8X50	100	55060.080.050	M12X45	50	55060.120.045	M20X140*	25	55060.200.140
M8X55	100	55060.080.055	M12X50	50	55060.120.050	M20X150*	25	55060.200.150
M8X60	100	55060.080.060	M12X55	50	55060.120.055			
M8X65*	100	55060.080.065	M12X60	50	55060.120.060	M24X40*	10	55060.240.040
M8X70	50	55060.080.070	M12X65*	50	55060.120.065	M24X45*	10	55060.240.045
M8X75*	100	55060.080.075	M12X70	25	55060.120.070	M24X50*	10	55060.240.050
M8X80	50	55060.080.080	M12X75*	25	55060.120.075	M24X55*	10	55060.240.055
M8X90	50	55060.080.090	M12X80	25	55060.120.080	M24X60*	10	55060.240.060
M8X100	50	55060.080.100	M12X90	25	55060.120.090	M24X65*	10	55060.240.065
M8X110*	50	55060.080.110	M12X100	25	55060.120.100	M24X70*	10	55060.240.070
M8X120*	50	55060.080.120	M12X110*	25	55060.120.110	M24X75*	10	55060.240.075
M8X130*	50	55060.080.130	M12X120	25	55060.120.120	M24X80*	10	55060.240.080
M8X140*	50	55060.080.140	M12X130*	25	55060.120.130	M24X90*	10	55060.240.090
M8X150*	50	55060.080.150	M12X140*	25	55060.120.140	M24X100*	10	55060.240.100
M8X160*	50	55060.080.160	M12X150*	25	55060.120.150	M24X110*	10	55060.240.110
M8X170*	25	55060.080.170	M12X160*	25	55060.120.160	M24X120*	10	55060.240.120
M8X180*	25	55060.080.180	M12X170*	25	55060.120.170	M24X130*	10	55060.240.130
M8X200*	25	55060.080.200	M12X180*	25	55060.120.180	M24X150*	10	55060.240.150

45008 Šroub se zápustnou hlavou s vnitřním šestihranem W010

Závit	Metrický závit	**ISO**	**≈10642**
Materiál	Hliník P40	DIN	≈7991
		NEN	≈2359
		BS	≈4168-8

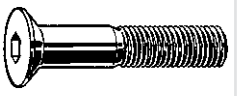

d x L	✉	Kód výrobku	d x L	✉	Kód výrobku	d x L	✉	Kód výrobku
M3X8	200	45008.030.008	M3X16	200	45008.030.016	M4X10	200	45008.040.010
M3X12	200	45008.030.012				M4X16	200	45008.040.016

45208 **Šroub se zápustnou hlavou s vnitřním šestihranem** **W010**

Závit	Metrický závit	**ISO**	**≈10642**
Materiál	Hliník P60	DIN	≈7991
		NEN	≈2359
		BS	≈4168-8

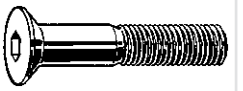

d x L	✉	Kód výrobku	d x L	✉	Kód výrobku	d x L	✉	Kód výrobku
M5X20	200	45208.050.020	M6X10	200	45208.060.010			
			M6X25	200	45208.060.025	M8X20	200	45208.080.020

Šroub se zápustnou hlavou s T-hvězdicí

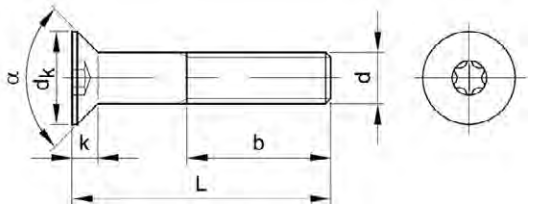

ISO	**≈10642**
DIN	≈7991
NF	≈E25-107



Technické údaje

d	b (min.)	d_k	Drážka	k (max.)	P	α
M4	14	8	T20	2.3	0.7	90°
M5	16	10	T25	2.8	0.8	90°
M6	18	12	T30	3.3	1	90°
M8	22	16	T40	4.4	1.25	90°

- Díky nepříznivé geometrii hlavy má tento spojovací materiál sníženou schopnost zatížení.
- Pokud je nutné označit ocelový spojovací materiál se sníženým zatížením (jako 8.8 /.10.9 / 12.9), k označení pevnostní třídy je přidána “0”. Tedy 8.8 → 08.8 a 10.9 → 010.9 a 12.9 → 012.9.
- Spojovací materiál z nerezové ocele je označen jen symbolem stupně ocele bez pevnostní třídy 70 (tedy A2-70 → A2).
- Staré a nové označení se může v některých případech vyskytnout vedle sebe.

Skupiny produktů

Závit	Typ drážky	Materiál	Třída	Povrchová úprava	Kód	Strana
M	T-hvězdice	Oc	08.8	Zn	07450	2-44
M	T-hvězdice	NO A2			51047	2-44
M	T-hvězdice	NO A4			55047	2-45

07450 **Šroub se zápustnou hlavou s T-hvězdicí** **D02A**

Závit	Metrický závit
Materiál	Ocel
Třída	08.8
Povrchová úprava	Pozinkované

RoHS

d x L	✉	Kód výrobku	d x L	✉	Kód výrobku	d x L	✉	Kód výrobku
M4X10	200	07450.040.010	M5X30	200	07450.050.030	M6X40	200	07450.060.040
M4X12	200	07450.040.012	M5X35	100	07450.050.035			
M4X16	200	07450.040.016	M5X40	100	07450.050.040	M8X16	200	07450.080.016
M4X20	200	07450.040.020				M8X20	200	07450.080.020
M4X25	200	07450.040.025	M6X10	200	07450.060.010	M8X25	200	07450.080.025
			M6X12	200	07450.060.012	M8X30	200	07450.080.030
M5X10	200	07450.050.010	M6X16	200	07450.060.016	M8X35	100	07450.080.035
M5X12	200	07450.050.012	M6X20	200	07450.060.020	M8X40	100	07450.080.040
M5X16	200	07450.050.016	M6X25	200	07450.060.025	M8X45	100	07450.080.045
M5X20	200	07450.050.020	M6X30	200	07450.060.030	M8X50	100	07450.080.050
M5X25	200	07450.050.025	M6X35	200	07450.060.035			

51047 Šroub se zápustnou hlavou s T-hvězdicí — Q05A

Závit Metrický závit
Materiál Nerezocel A2

d x L	✉	Kód výrobku	d x L	✉	Kód výrobku	d x L	✉	Kód výrobku
M4X10*	500	51047.040.010	M5X12	500	51047.050.012	M6X14*	200	51047.060.014
M4X12	500	51047.040.012	M5X16*	500	51047.050.016	M6X16*	200	51047.060.016
M4X16*	500	51047.040.016	M5X20	500	51047.050.020	M6X20*	200	51047.060.020
M4X20*	500	51047.040.020	M5X25*	500	51047.050.025	M6X25*	200	51047.060.025
						M6X30*	200	51047.060.030
M5X10*	500	51047.050.010	M6X12	200	51047.060.012			

55047 Šroub se zápustnou hlavou s T-hvězdicí — Q45A

Závit Metrický závit
Materiál Nerezocel A4

d x L	✉	Kód výrobku	d x L	✉	Kód výrobku	d x L	✉	Kód výrobku
M4X10*	500	55047.040.010	M5X12*	500	55047.050.012	M6X16*	200	55047.060.016
M4X12*	500	55047.040.012	M5X16*	500	55047.050.016	M6X20*	200	55047.060.020
M4X16*	500	55047.040.016	M5X20*	500	55047.050.020	M6X25*	200	55047.060.025
M4X20*	500	55047.040.020	M5X25*	500	55047.050.025	M6X30*	200	55047.060.030
M5X10*	500	55047.050.010	M6X12*	200	55047.060.012			

Šroub se zápustnou hlavou s vnitřním šestihranem UNC

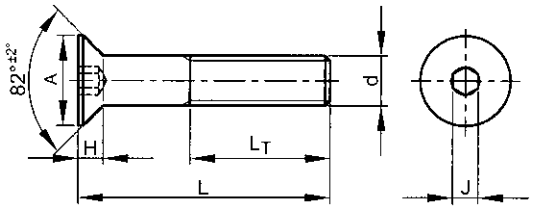

ASME ≈B18.3
BS ≈2470

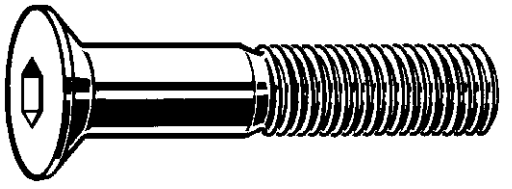

Technické údaje

d	A	H	J	L_T (min.)	Závitů na palec
No.2	0.197	0.064	0.050	0.62	56
No.3	0.226	0.073	1/16	0.62	48
No.4	0.255	0.083	1/16	0.75	40
No.5	0.281	0.09	5/64	0.75	40
No.6	0.307	0.097	5/64	0.75	32
No.8	0.359	0.112	3/32	0.88	32
No.10	0.411	0.127	1/8	0.88	24
1/4	0.531	0.161	5/32	1	20
5/16	0.656	0.198	3/16	1.12	18
3/8	0.781	0.234	7/32	1.25	16
7/16	0.844	0.234	1/4	1.38	14
1/2	0.938	0.251	5/16	1.5	13
5/8	1.188	0.324	3/8	1.75	11
3/4	1.438	0.396	1/2	2	10
7/8	1.688	0.468	9/16	2.25	9
1 Inch	1.938	0.54	5/8	2.5	8
1.1/4	2.438	0.683	7/8	3.12	7

- Díky nepříznivé geometrii hlavy má tento spojovací materiál sníženou schopnost zatížení.
- POZOR: Jelikož norma výrobku stanovuje pro velikost závitu do 1 Inch toleranci závitu 3A, pozinkování může mít za následek problémy s lícováním závitu.

Skupiny produktů

Závit	Typ drážky	Materiál	Třída	Povrchová úprava	Kód	Strana
UNC	S vnitřním šestihranem	Oc	Grade 5		U07410	2-46
UNC	S vnitřním šestihranem	Oc	Grade 5	Zn	U07415	2-47
UNC	S vnitřním šestihranem	NO A2 (AISI304/18-8)	F837		U51060	2-47

U07410 Šroub se zápustnou hlavou s vnitřním šestihranem UNC X05A

Závit Unified National Coarse
Materiál Ocel
Třída Grade 5

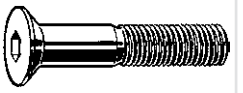

2

d x L	✉	Kód výrobku
NO.2-56X1/8 ft*	100	U07410.008.0012
NO.2-56X3/16 ft*	100	U07410.008.0018
NO.2-56X1/4 ft*	100	U07410.008.0025
NO.2-56X5/16 ft*	100	U07410.008.0031
NO.2-56X3/8 ft*	100	U07410.008.0037
NO.2-56X1/2 ft*	100	U07410.008.0050
NO.2-56X5/8 ft*	100	U07410.008.0062
NO.2-56X3/4*	100	U07410.008.0075
NO.2-56X7/8*	100	U07410.008.0087
NO.2-56X1 Inch*	100	U07410.008.0100
NO.3-48X3/16 ft*	100	U07410.009.0018
NO.3-48X1/4 ft*	100	U07410.009.0025
NO.3-48X5/16 ft*	100	U07410.009.0031
NO.3-48X3/8 ft*	100	U07410.009.0037
NO.3-48X1/2 ft*	100	U07410.009.0050
NO.3-48X5/8 ft*	100	U07410.009.0062
NO.3-48X3/4*	100	U07410.009.0075
NO.3-48X1 Inch*	100	U07410.009.0100
NO.4-40X3/16 ft*	100	U07410.011.0018
NO.4-40X1/4 ft*	100	U07410.011.0025
NO.4-40X5/16 ft*	100	U07410.011.0031
NO.4-40X3/8 ft*	100	U07410.011.0037
NO.4-40X7/16 ft*	100	U07410.011.0043
NO.4-40X1/2 ft*	100	U07410.011.0050
NO.4-40X5/8 ft*	100	U07410.011.0062
NO.4-40X3/4 ft*	100	U07410.011.0075
NO.4-40X7/8*	100	U07410.011.0087
NO.4-40X1 Inch*	100	U07410.011.0100
NO.4-40X1.1/4*	100	U07410.011.0125
NO.5-40X1/4 ft*	100	U07410.012.0025
NO.5-40X3/8 ft*	100	U07410.012.0037
NO.5-40X1/2 ft*	100	U07410.012.0050
NO.5-40X5/8 ft*	100	U07410.012.0062
NO.5-40X3/4 ft*	100	U07410.012.0075
NO.5-40X1 Inch*	100	U07410.012.0100
NO.5-40X1.1/4*	100	U07410.012.0125
NO.5-40X1.1/2*	100	U07410.012.0150
NO.6-32X3/16 ft*	100	U07410.013.0018
NO.6-32X1/4 ft*	100	U07410.013.0025
NO.6-32X5/16 ft*	100	U07410.013.0031
NO.6-32X3/8 ft*	100	U07410.013.0037
NO.6-32X7/16 ft*	100	U07410.013.0043
NO.6-32X1/2 ft*	100	U07410.013.0050
NO.6-32X5/8 ft*	100	U07410.013.0062
NO.6-32X3/4 ft*	100	U07410.013.0075
NO.6-32X7/8*	100	U07410.013.0087
NO.6-32X1 Inch*	100	U07410.013.0100
NO.6-32X1.1/4*	100	U07410.013.0125
NO.6-32X1.1/2*	100	U07410.013.0150
NO.6-32X1.3/4*	100	U07410.013.0175
NO.6-32X2 Inch*	100	U07410.013.0200
NO.6-32X2.1/4*	100	U07410.013.0225
NO.6-32X2.1/2*	100	U07410.013.0250
NO.8-32X1/4 ft*	100	U07410.016.0025
NO.8-32X5/16 ft*	100	U07410.016.0031
NO.8-32X3/8 ft*	100	U07410.016.0037
NO.8-32X7/16 ft*	100	U07410.016.0043
NO.8-32X1/2 ft*	100	U07410.016.0050
NO.8-32X5/8 ft*	100	U07410.016.0062
NO.8-32X3/4 ft*	100	U07410.016.0075
NO.8-32X7/8 ft*	100	U07410.016.0087
NO.8-32X1 Inch*	100	U07410.016.0100
NO.8-32X1.1/4*	100	U07410.016.0125
NO.8-32X1.1/2*	100	U07410.016.0150
NO.8-32X1.3/4*	100	U07410.016.0175
NO.8-32X2 Inch*	100	U07410.016.0200
NO.8-32X2.1/4*	100	U07410.016.0225
NO.8-32X2.1/2*	100	U07410.016.0250
NO.10-24X1/4 ft*	100	U07410.019.0025

d x L	✉	Kód výrobku
NO.10-24X5/16 ft*	100	U07410.019.0031
NO.10-24X3/8 ft*	100	U07410.019.0037
NO.10-24X7/16 ft*	100	U07410.019.0043
NO.10-24X1/2 ft*	100	U07410.019.0050
NO.10-24X5/8 ft*	100	U07410.019.0062
NO.10-24X3/4 ft*	100	U07410.019.0075
NO.10-24X7/8 ft*	100	U07410.019.0087
NO.10-24X1 Inch*	100	U07410.019.0100
NO.10-24X1.1/4*	100	U07410.019.0125
NO.10-24X1.1/2*	100	U07410.019.0150
NO.10-24X1.3/4*	100	U07410.019.0175
NO.10-24X2 Inch*	100	U07410.019.0200
NO.10-24X2.1/4*	100	U07410.019.0225
NO.10-24X2.1/2*	100	U07410.019.0250
NO.10-24X3 Inch*	100	U07410.019.0300
1/4-20X3/8 ft*	100	U07410.025.0037
1/4-20X1/2 ft*	100	U07410.025.0050
1/4-20X5/8 ft*	100	U07410.025.0062
1/4-20X3/4 ft*	100	U07410.025.0075
1/4-20X7/8 ft*	100	U07410.025.0087
1/4-20X1 Inch ft*	100	U07410.025.0100
1/4-20X1.1/8*	100	U07410.025.0112
1/4-20X1.1/4*	100	U07410.025.0125
1/4-20X1.1/2*	100	U07410.025.0150
1/4-20X1.3/4*	100	U07410.025.0175
1/4-20X2 Inch*	50	U07410.025.0200
1/4-20X2.1/4*	50	U07410.025.0225
1/4-20X2.1/2*	50	U07410.025.0250
1/4-20X2.3/4*	50	U07410.025.0275
1/4-20X3 Inch*	25	U07410.025.0300
1/4-20X3.1/2*	25	U07410.025.0350
1/4-20X4 Inch*	25	U07410.025.0400
5/16-18X3/8 ft*	100	U07410.031.0037
5/16-18X1/2 ft*	100	U07410.031.0050
5/16-18X5/8 ft*	100	U07410.031.0062
5/16-18X3/4 ft*	100	U07410.031.0075
5/16-18X7/8 ft*	100	U07410.031.0087
5/16-18X1 Inch ft*	50	U07410.031.0100
5/16-18X1.1/8 ft*	50	U07410.031.0112
5/16-18X1.1/4*	50	U07410.031.0125
5/16-18X1.1/2*	50	U07410.031.0150
5/16-18X1.3/4*	50	U07410.031.0175
5/16-18X2 Inch*	50	U07410.031.0200
5/16-18X2.1/4*	25	U07410.031.0225
5/16-18X2.1/2*	25	U07410.031.0250
5/16-18X2.3/4*	25	U07410.031.0275
5/16-18X3 Inch*	25	U07410.031.0300
5/16-18X3.1/2*	25	U07410.031.0350
5/16-18X4 Inch*	10	U07410.031.0400
3/8-16X1/2 ft*	50	U07410.037.0050
3/8-16X5/8 ft*	50	U07410.037.0062
3/8-16X3/4 ft*	50	U07410.037.0075
3/8-16X7/8 ft*	50	U07410.037.0087
3/8-16X1 Inch ft*	50	U07410.037.0100
3/8-16X1.1/4 ft*	50	U07410.037.0125
3/8-16X1.3/8*	50	U07410.037.0137
3/8-16X1.1/2*	25	U07410.037.0150
3/8-16X1.3/4*	25	U07410.037.0175
3/8-16X2 Inch*	25	U07410.037.0200
3/8-16X2.1/4*	25	U07410.037.0225
3/8-16X2.1/2*	25	U07410.037.0250
3/8-16X2.3/4*	25	U07410.037.0275
3/8-16X3 Inch*	10	U07410.037.0300
3/8-16X3.1/2*	10	U07410.037.0350
3/8-16X4 Inch*	10	U07410.037.0400
3/8-16X4.1/2*	10	U07410.037.0450
3/8-16X5 Inch*	10	U07410.037.0500
3/8-16X5.1/2*	10	U07410.037.0550
3/8-16X6 Inch*	10	U07410.037.0600
7/16-14X3/4 ft*	25	U07410.043.0075
7/16-14X7/8 ft*	25	U07410.043.0087

d x L	✉	Kód výrobku
7/16-14X1 Inch ft*	25	U07410.043.0100
7/16-14X1.1/4 ft*	25	U07410.043.0125
7/16-14X1.1/2*	25	U07410.043.0150
7/16-14X1.3/4*	10	U07410.043.0175
7/16-14X2 Inch*	10	U07410.043.0200
7/16-14X2.1/4*	10	U07410.043.0225
7/16-14X2.1/2*	10	U07410.043.0250
7/16-14X3 Inch*	10	U07410.043.0300
7/16-14X3.1/2*	5	U07410.043.0350
7/16-14X4 Inch*	5	U07410.043.0400
1/2-13X3/4 ft*	10	U07410.050.0075
1/2-13X7/8 ft*	10	U07410.050.0087
1/2-13X1 Inch ft*	10	U07410.050.0100
1/2-13X1.1/4 ft*	10	U07410.050.0125
1/2-13X1.3/8 ft*	10	U07410.050.0137
1/2-13X1.1/2 ft*	10	U07410.050.0150
1/2-13X1.3/4*	10	U07410.050.0175
1/2-13X2 Inch*	10	U07410.050.0200
1/2-13X2.1/4*	10	U07410.050.0225
1/2-13X2.1/2*	10	U07410.050.0250
1/2-13X2.3/4*	10	U07410.050.0275
1/2-13X3 Inch*	5	U07410.050.0300
1/2-13X3.1/4*	5	U07410.050.0325
1/2-13X3.1/2*	5	U07410.050.0350
1/2-13X4 Inch*	5	U07410.050.0400
1/2-13X4.1/2*	5	U07410.050.0450
1/2-13X5 Inch*	5	U07410.050.0500
1/2-13X5.1/2*	5	U07410.050.0550
1/2-13X6 Inch*	5	U07410.050.0600
1/2-13X7 Inch*	5	U07410.050.0700
1/2-13X8 Inch*	5	U07410.050.0800
5/8-11X1 Inch ft*	10	U07410.062.0100
5/8-11X1.1/4 ft*	10	U07410.062.0125
5/8-11X1.1/2 ft*	10	U07410.062.0150
5/8-11X1.3/4 ft*	10	U07410.062.0175
5/8-11X2 Inch*	5	U07410.062.0200
5/8-11X2.1/4*	5	U07410.062.0225
5/8-11X2.1/2*	5	U07410.062.0250
5/8-11X2.3/4*	5	U07410.062.0275
5/8-11X3 Inch*	5	U07410.062.0300
5/8-11X3.1/2*	5	U07410.062.0350
5/8-11X4 Inch*	5	U07410.062.0400
5/8-11X4.1/2*	5	U07410.062.0450
5/8-11X5 Inch*	5	U07410.062.0500
5/8-11X5.1/2*	5	U07410.062.0550
5/8-11X6 Inch*	5	U07410.062.0600
5/8-11X6.1/2*	5	U07410.062.0650
5/8-11X7 Inch*	5	U07410.062.0700
5/8-11X8 Inch*	5	U07410.062.0800
3/4-10X1 Inch ft*	5	U07410.075.0100
3/4-10X1.1/4 ft*	5	U07410.075.0125
3/4-10X1.1/2 ft*	5	U07410.075.0150
3/4-10X1.3/4 ft*	5	U07410.075.0175
3/4-10X2 Inch ft*	5	U07410.075.0200
3/4-10X2.1/4*	5	U07410.075.0225
3/4-10X2.1/2*	5	U07410.075.0250
3/4-10X2.3/4*	5	U07410.075.0275
3/4-10X3 Inch*	5	U07410.075.0300
3/4-10X3.1/4*	5	U07410.075.0325
3/4-10X3.1/2*	5	U07410.075.0350
3/4-10X4 Inch*	5	U07410.075.0400
3/4-10X4.1/2*	5	U07410.075.0450
3/4-10X5 Inch*	5	U07410.075.0500
3/4-10X6 Inch*	5	U07410.075.0600
3/4-10X6.1/2*	1	U07410.075.0650
3/4-10X7 Inch*	1	U07410.075.0700
3/4-10X8 Inch*	1	U07410.075.0800
7/8-9X2 Inch ft*	5	U07410.087.0200
7/8-9X2.1/2*	5	U07410.087.0250
7/8-9X3 Inch*	5	U07410.087.0300
7/8-9X3.1/2*	5	U07410.087.0350

U07410 Šroub se zápustnou hlavou s vnitřním šestihranem UNC

d x L	✉	Kód výrobku	d x L	✉	Kód výrobku	d x L	✉	Kód výrobku
7/8-9X4 Inch*	5	U07410.087.0400	1.-8X2.1/2 ft*	5	U07410.100.0250	1.-8X8 Inch*	1	U07410.100.0800
7/8-9X4.1/2*	5	U07410.087.0450	1.-8X2.3/4*	5	U07410.100.0275			
7/8-9X5 Inch*	5	U07410.087.0500	1.-8X3 Inch*	5	U07410.100.0300	1.1/4-7X3 Inch ft*	1	U07410.125.0300
7/8-9X6 Inch*	1	U07410.087.0600	1.-8X3.1/2*	5	U07410.100.0350	1.1/4-7X3.1/2*	1	U07410.125.0350
7/8-9X6.1/2*	1	U07410.087.0650	1.-8X4 Inch*	5	U07410.100.0400	1.1/4-7X4 Inch*	1	U07410.125.0400
7/8-9X7 Inch*	1	U07410.087.0700	1.-8X4.1/2*	5	U07410.100.0450	1.1/4-7X5 Inch*	1	U07410.125.0500
7/8-9X8 Inch*	1	U07410.087.0800	1.-8X5 Inch*	5	U07410.100.0500	1.1/4-7X6 Inch*	1	U07410.125.0600
			1.-8X6 Inch*	1	U07410.100.0600	1.1/4-7X7 Inch*	1	U07410.125.0700
1.-8X2 Inch ft*	5	U07410.100.0200	1.-8X6.1/2*	1	U07410.100.0650	1.1/4-7X8 Inch*	1	U07410.125.0800
1.-8X2.1/4 ft*	5	U07410.100.0225	1.-8X7 Inch*	1	U07410.100.0700			

- ft = s plným závitem

U07415 Šroub se zápustnou hlavou s vnitřním šestihranem UNC X05A

Závit Unified National Coarse
Materiál Ocel
Třída Grade 5
Povrchová úprava Pozinkované

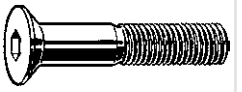

d x L	✉	Kód výrobku	d x L	✉	Kód výrobku	d x L	✉	Kód výrobku
NO.4-40X1/4 ft*	100	U07415.011.0025	NO.10-24X5/8 ft*	100	U07415.019.0062	5/16-18X1.1/2*	50	U07415.031.0150
NO.4-40X3/8 ft*	100	U07415.011.0037	NO.10-24X3/4 ft*	100	U07415.019.0075	5/16-18X1.3/4*	50	U07415.031.0175
NO.4-40X1/2 ft*	100	U07415.011.0050	NO.10-24X1 Inch*	100	U07415.019.0100	5/16-18X2 Inch*	50	U07415.031.0200
NO.4-40X5/8 ft*	100	U07415.011.0062	NO.10-24X1.1/4*	100	U07415.019.0125	5/16-18X2.1/2*	25	U07415.031.0250
NO.4-40X3/4 ft*	100	U07415.011.0075	NO.10-24X1.1/2*	100	U07415.019.0150			
NO.4-40X1 Inch*	100	U07415.011.0100				3/8-16X1/2 ft*	50	U07415.037.0050
			1/4-20X3/8 ft*	100	U07415.025.0037	3/8-16X3/4 ft*	50	U07415.037.0075
NO.6-32X1/4 ft*	100	U07415.013.0025	1/4-20X1/2 ft*	100	U07415.025.0050	3/8-16X1 Inch ft*	50	U07415.037.0100
NO.6-32X3/8 ft*	100	U07415.013.0037	1/4-20X5/8 ft*	100	U07415.025.0062	3/8-16X1.1/4 ft*	50	U07415.037.0125
NO.6-32X1/2 ft*	100	U07415.013.0050	1/4-20X3/4 ft*	100	U07415.025.0075	3/8-16X1.1/2*	25	U07415.037.0150
NO.6-32X5/8 ft*	100	U07415.013.0062	1/4-20X1 Inch ft*	100	U07415.025.0100	3/8-16X1.3/4*	25	U07415.037.0175
NO.6-32X3/4 ft*	100	U07415.013.0075	1/4-20X1.1/4*	100	U07415.025.0125	3/8-16X2 Inch*	25	U07415.037.0200
			1/4-20X1.1/2*	100	U07415.025.0150			
NO.8-32X3/8 ft*	100	U07415.016.0037	1/4-20X1.3/4*	100	U07415.025.0175	1/2-13X3/4 ft*	10	U07415.050.0075
NO.8-32X1/2 ft*	100	U07415.016.0050	1/4-20X2 Inch*	50	U07415.025.0200	1/2-13X1 Inch ft*	10	U07415.050.0100
NO.8-32X5/8 ft*	100	U07415.016.0062				1/2-13X1.1/4 ft*	10	U07415.050.0125
NO.8-32X3/4 ft*	100	U07415.016.0075	5/16-18X1/2 ft*	100	U07415.031.0050	1/2-13X1.1/2 ft*	10	U07415.050.0150
NO.8-32X1 Inch*	100	U07415.016.0100	5/16-18X5/8 ft*	100	U07415.031.0062	1/2-13X1.3/4*	10	U07415.050.0175
			5/16-18X3/4 ft*	100	U07415.031.0075	1/2-13X2 Inch*	10	U07415.050.0200
NO.10-24X3/8 ft*	100	U07415.019.0037	5/16-18X1 Inch ft*	50	U07415.031.0100	1/2-13X2.1/2*	10	U07415.050.0250
NO.10-24X1/2 ft*	100	U07415.019.0050	5/16-18X1.1/4*	50	U07415.031.0125	1/2-13X3 Inch*	5	U07415.050.0300

- ft = s plným závitem

U51060 Šroub se zápustnou hlavou s vnitřním šestihranem UNC X15A

Závit Unified National Coarse
Materiál Nerezocel A2 (AISI 304/18-8)
Třída F837

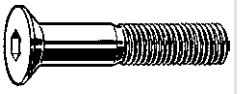

d x L	✉	Kód výrobku	d x L	✉	Kód výrobku	d x L	✉	Kód výrobku
NO.2-56X1/8 ft*	100	U51060.008.0012	NO.4-40X1/2 ft*	100	U51060.011.0050			
NO.2-56X3/16 ft*	100	U51060.008.0018	NO.4-40X5/8 ft*	100	U51060.011.0062	NO.8-32X1/4 ft*	100	U51060.016.0025
NO.2-56X1/4 ft*	100	U51060.008.0025	NO.4-40X3/4 ft*	100	U51060.011.0075	NO.8-32X5/16 ft*	100	U51060.016.0031
NO.2-56X5/16 ft*	100	U51060.008.0031	NO.4-40X1 Inch*	100	U51060.011.0100	NO.8-32X3/8 ft*	100	U51060.016.0037
NO.2-56X3/8 ft*	100	U51060.008.0037				NO.8-32X7/16 ft*	100	U51060.016.0043
NO.2-56X1/2 ft*	100	U51060.008.0050	NO.5-40X1/4 ft*	100	U51060.012.0025	NO.8-32X1/2 ft*	100	U51060.016.0050
NO.2-56X5/8 ft*	100	U51060.008.0062	NO.5-40X5/16 ft*	100	U51060.012.0031	NO.8-32X5/8 ft*	100	U51060.016.0062
NO.2-56X3/4*	100	U51060.008.0075	NO.5-40X3/8 ft*	100	U51060.012.0037	NO.8-32X3/4 ft*	100	U51060.016.0075
NO.2-56X7/8*	100	U51060.008.0087	NO.5-40X1/2 ft*	100	U51060.012.0050	NO.8-32X7/8 ft*	100	U51060.016.0087
NO.2-56X1 Inch*	100	U51060.008.0100	NO.5-40X5/8 ft*	100	U51060.012.0062	NO.8-32X1 Inch*	100	U51060.016.0100
			NO.5-40X3/4 ft*	100	U51060.012.0075	NO.8-32X1.1/4*	100	U51060.016.0125
NO.3-48X3/16 ft*	100	U51060.009.0018	NO.5-40X1 Inch*	100	U51060.012.0100	NO.8-32X1.1/2*	100	U51060.016.0150
NO.3-48X1/4 ft*	100	U51060.009.0025				NO.8-32X1.3/4*	100	U51060.016.0175
NO.3-48X5/16 ft*	100	U51060.009.0031	NO.6-32X1/4 ft*	100	U51060.013.0025			
NO.3-48X3/8 ft*	100	U51060.009.0037	NO.6-32X5/16 ft*	100	U51060.013.0031	NO.10-24X5/16 ft*	100	U51060.019.0031
NO.3-48X1/2 ft*	100	U51060.009.0050	NO.6-32X3/8 ft*	100	U51060.013.0037	NO.10-24X3/8 ft*	100	U51060.019.0037
NO.3-48X5/8 ft*	100	U51060.009.0062	NO.6-32X7/16 ft*	100	U51060.013.0043	NO.10-24X7/16 ft*	100	U51060.019.0043
NO.3-48X3/4*	100	U51060.009.0075	NO.6-32X1/2 ft*	100	U51060.013.0050	NO.10-24X1/2 ft*	100	U51060.019.0050
NO.3-48X1 Inch*	100	U51060.009.0100	NO.6-32X5/8 ft*	100	U51060.013.0062	NO.10-24X5/8 ft*	100	U51060.019.0062
			NO.6-32X3/4 ft*	100	U51060.013.0075	NO.10-24X3/4 ft*	100	U51060.019.0075
NO.4-40X3/16 ft*	100	U51060.011.0018	NO.6-32X7/8*	100	U51060.013.0087	NO.10-24X7/8 ft*	100	U51060.019.0087
NO.4-40X1/4 ft*	100	U51060.011.0025	NO.6-32X1 Inch*	100	U51060.013.0100	NO.10-24X1 Inch*	100	U51060.019.0100
NO.4-40X5/16 ft*	100	U51060.011.0031	NO.6-32X1.1/4*	100	U51060.013.0125	NO.10-24X1.1/4*	100	U51060.019.0125
NO.4-40X3/8 ft*	100	U51060.011.0037	NO.6-32X1.1/2*	100	U51060.013.0150	NO.10-24X1.1/2*	100	U51060.019.0150
NO.4-40X7/16 ft*	100	U51060.011.0043						

U51060 Šroub se zápustnou hlavou s vnitřním šestihranem UNC ←

d x L	✉	Kód výrobku	d x L	✉	Kód výrobku	d x L	✉	Kód výrobku
NO.10-24X1.3/4*	100	U51060.019.0175	5/16-18X2.1/4*	25	U51060.031.0225	1/2-13X2.1/2*	10	U51060.050.0250
NO.10-24X2 Inch*	100	U51060.019.0200	5/16-18X2.1/2*	25	U51060.031.0250	1/2-13X3 Inch*	5	U51060.050.0300
			5/16-18X3 Inch*	25	U51060.031.0300	1/2-13X3.1/2*	5	U51060.050.0350
1/4-20X3/8 ft*	100	U51060.025.0037				1/2-13X4 Inch*	5	U51060.050.0400
1/4-20X1/2 ft*	100	U51060.025.0050	3/8-16X1/2 ft*	50	U51060.037.0050			
1/4-20X5/8 ft*	100	U51060.025.0062	3/8-16X5/8 ft*	50	U51060.037.0062	5/8-11X1 Inch ft*	10	U51060.062.0100
1/4-20X3/4 ft*	100	U51060.025.0075	3/8-16X3/4 ft*	50	U51060.037.0075	5/8-11X1.1/4 ft*	10	U51060.062.0125
1/4-20X7/8 ft*	100	U51060.025.0087	3/8-16X7/8 ft*	50	U51060.037.0087	5/8-11X1.1/2 ft*	10	U51060.062.0150
1/4-20X1 Inch ft*	100	U51060.025.0100	3/8-16X1 Inch ft*	50	U51060.037.0100	5/8-11X1.3/4 ft*	10	U51060.062.0175
1/4-20X1.1/4*	100	U51060.025.0125	3/8-16X1.1/4 ft*	50	U51060.037.0125	5/8-11X2 Inch*	5	U51060.062.0200
1/4-20X1.1/2*	100	U51060.025.0150	3/8-16X1.1/2*	25	U51060.037.0150	5/8-11X2.1/4*	5	U51060.062.0225
1/4-20X1.3/4*	100	U51060.025.0175	3/8-16X1.3/4*	25	U51060.037.0175	5/8-11X2.1/2*	5	U51060.062.0250
1/4-20X2 Inch*	50	U51060.025.0200	3/8-16X2 Inch*	25	U51060.037.0200	5/8-11X3 Inch*	5	U51060.062.0300
1/4-20X2.1/2*	50	U51060.025.0250	3/8-16X2.1/4*	25	U51060.037.0225	5/8-11X3.1/2*	5	U51060.062.0350
			3/8-16X2.1/2*	25	U51060.037.0250	5/8-11X4 Inch*	5	U51060.062.0400
5/16-18X3/8 ft*	100	U51060.031.0037	3/8-16X3 Inch*	10	U51060.037.0300			
5/16-18X1/2 ft*	100	U51060.031.0050				3/4-10X1.1/4 ft*	5	U51060.075.0125
5/16-18X5/8 ft*	100	U51060.031.0062	1/2-13X3/4 ft*	10	U51060.050.0075	3/4-10X1.1/2 ft*	5	U51060.075.0150
5/16-18X3/4 ft*	100	U51060.031.0075	1/2-13X7/8 ft*	10	U51060.050.0087	3/4-10X1.3/4 ft*	5	U51060.075.0175
5/16-18X7/8 ft*	100	U51060.031.0087	1/2-13X1 Inch ft*	10	U51060.050.0100	3/4-10X2 Inch ft*	5	U51060.075.0200
5/16-18X1 Inch ft*	50	U51060.031.0100	1/2-13X1.1/4 ft*	10	U51060.050.0125	3/4-10X2.1/2*	5	U51060.075.0250
5/16-18X1.1/4*	50	U51060.031.0125	1/2-13X1.1/2 ft*	10	U51060.050.0150	3/4-10X3 Inch*	5	U51060.075.0300
5/16-18X1.1/2*	50	U51060.031.0150	1/2-13X1.3/4*	10	U51060.050.0175	3/4-10X3.1/2*	5	U51060.075.0350
5/16-18X1.3/4*	50	U51060.031.0175	1/2-13X2 Inch*	10	U51060.050.0200	3/4-10X4 Inch*	5	U51060.075.0400
5/16-18X2 Inch*	50	U51060.031.0200	1/2-13X2.1/4*	10	U51060.050.0225			

- ft = s plným závitem

Šroub se zápustnou hlavou a vnitřním šestihranem UNF

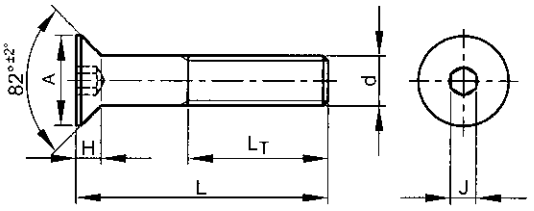

ASME **≈B18.3**
BS ≈2470

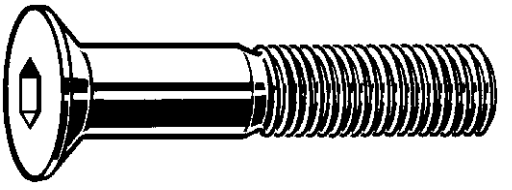

Technické údaje

d	A	H	J	L_T (min.)	Závitů na palec
No.0	0.138	0.044	0.035	0.5	80
No.1	0.168	0.054	0.050	0.62	72
No.4	0.255	0.083	1/16	0.75	48
No.6	0.307	0.097	5/64	0.75	40
No.8	0.359	0.112	3/32	0.88	36
No.10	0.411	0.127	1/8	0.88	32
1/4	0.531	0.161	5/32	1	28
5/16	0.656	0.198	3/16	1.12	24
3/8	0.781	0.234	7/32	1.25	24
7/16	0.844	0.234	1/4	1.38	20
1/2	0.938	0.251	5/16	1.5	20
5/8	1.188	0.324	3/8	1.75	18
3/4	1.438	0.396	1/2	2	16

- Díky nepříznivé geometrii hlavy má tento spojovací materiál sníženou schopnost zatížení.
- POZOR: Jelikož norma výrobku stanovuje pro velikost závitu do 1 Inch toleranci závitu 3A, pozinkování může mít za následek problémy s lícováním závitu.

Skupiny produktů

Závit	Typ drážky	Materiál	Třída	Povrchová úprava	Kód	Strana
UNF	S vnitřním šestihranem	Oc	Grade 5		U07566	2-49
UNF	S vnitřním šestihranem	Oc	Grade 5	Mech.zn	07560	2-49
UNF	S vnitřním šestihranem	NO A2 (AISI304/18-8)	F837		U51566	2-50

U07566 Šroub se zápustnou hlavou a vnitřním šestihranem UNF X05A

Závit Unified National Fine
Materiál Ocel
Třída Grade 5

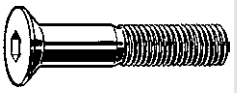

d x L	✉	Kód výrobku
NO.0-80X1/8 ft*	100	U07566.006.0012
NO.0-80X3/16 ft*	100	U07566.006.0018
NO.0-80X1/4 ft*	100	U07566.006.0025
NO.0-80X5/16 ft*	100	U07566.006.0031
NO.0-80X3/8 ft*	100	U07566.006.0037
NO.0-80X1/2 ft*	100	U07566.006.0050
NO.0-80X5/8*	100	U07566.006.0062
NO.0-80X3/4*	100	U07566.006.0075
NO.0-80X1 Inch*	100	U07566.006.0100
NO.1-72X1/8 ft*	100	U07566.007.0012
NO.1-72X3/16 ft*	100	U07566.007.0018
NO.1-72X1/4 ft*	100	U07566.007.0025
NO.1-72X5/16 ft*	100	U07566.007.0031
NO.1-72X3/8 ft*	100	U07566.007.0037
NO.1-72X1/2 ft*	100	U07566.007.0050
NO.1-72X5/8 ft*	100	U07566.007.0062
NO.1-72X3/4*	100	U07566.007.0075
NO.1-72X1 Inch*	100	U07566.007.0100
NO.4-48X1/4 ft*	100	U07566.011.0025
NO.4-48X3/8 ft*	100	U07566.011.0037
NO.4-48X1/2 ft*	100	U07566.011.0050
NO.4-48X5/8 ft*	100	U07566.011.0062
NO.4-48X3/4 ft*	100	U07566.011.0075
NO.4-48X1 Inch*	100	U07566.011.0100
NO.6-40X1/4 ft*	100	U07566.013.0025
NO.6-40X3/8 ft*	100	U07566.013.0037
NO.6-40X1/2 ft*	100	U07566.013.0050
NO.6-40X5/8 ft*	100	U07566.013.0062
NO.6-40X3/4 ft*	100	U07566.013.0075
NO.6-40X1 Inch*	100	U07566.013.0100
NO.8-36X3/8 ft*	100	U07566.016.0037
NO.8-36X1/2 ft*	100	U07566.016.0050
NO.8-36X5/8 ft*	100	U07566.016.0062
NO.8-36X3/4 ft*	100	U07566.016.0075
NO.8-36X1 Inch*	100	U07566.016.0100
NO.10-32X1/4 ft*	100	U07566.019.0025
NO.10-32X5/16 ft*	100	U07566.019.0031
NO.10-32X3/8 ft*	100	U07566.019.0037
NO.10-32X7/16 ft*	100	U07566.019.0043
NO.10-32X1/2 ft*	100	U07566.019.0050
NO.10-32X5/8 ft*	100	U07566.019.0062
NO.10-32X3/4 ft*	100	U07566.019.0075
NO.10-32X7/8 ft*	100	U07566.019.0087
NO.10-32X1 Inch*	100	U07566.019.0100

d x L	✉	Kód výrobku
NO.10-32X1.1/8*	100	U07566.019.0112
NO.10-32X1.1/4*	100	U07566.019.0125
NO.10-32X1.1/2*	100	U07566.019.0150
NO.10-32X1.3/4*	100	U07566.019.0175
NO.10-32X2 Inch*	100	U07566.019.0200
NO.10-32X2.1/4*	100	U07566.019.0225
NO.10-32X2.1/2*	100	U07566.019.0250
NO.10-32X3 Inch*	100	U07566.019.0300
1/4-28X3/8 ft*	100	U07566.025.0037
1/4-28X1/2 ft*	100	U07566.025.0050
1/4-28X5/8 ft*	100	U07566.025.0062
1/4-28X3/4 ft*	100	U07566.025.0075
1/4-28X7/8 ft*	100	U07566.025.0087
1/4-28X1 Inch ft*	100	U07566.025.0100
1/4-28X1.1/4*	100	U07566.025.0125
1/4-28X1.1/2*	100	U07566.025.0150
1/4-28X1.3/4*	100	U07566.025.0175
1/4-28X2 Inch*	50	U07566.025.0200
1/4-28X2.1/4*	50	U07566.025.0225
1/4-28X2.1/2*	50	U07566.025.0250
1/4-28X3 Inch*	25	U07566.025.0300
1/4-28X3.1/2*	25	U07566.025.0350
5/16-24X3/8 ft*	100	U07566.031.0037
5/16-24X1/2 ft*	100	U07566.031.0050
5/16-24X5/8 ft*	100	U07566.031.0062
5/16-24X3/4 ft*	100	U07566.031.0075
5/16-24X7/8 ft*	100	U07566.031.0087
5/16-24X1 Inch ft*	50	U07566.031.0100
5/16-24X1.1/4*	50	U07566.031.0125
5/16-24X1.1/2*	50	U07566.031.0150
5/16-24X1.3/4*	50	U07566.031.0175
5/16-24X2 Inch*	50	U07566.031.0200
5/16-24X2.1/4*	25	U07566.031.0225
5/16-24X2.1/2*	25	U07566.031.0250
5/16-24X3 Inch*	25	U07566.031.0300
5/16-24X3.1/2*	25	U07566.031.0350
3/8-24X1/2 ft*	50	U07566.037.0050
3/8-24X5/8 ft*	50	U07566.037.0062
3/8-24X3/4 ft*	50	U07566.037.0075
3/8-24X7/8 ft*	50	U07566.037.0087
3/8-24X1 Inch ft*	50	U07566.037.0100
3/8-24X1.1/4 ft*	50	U07566.037.0125
3/8-24X1.1/2*	25	U07566.037.0150
3/8-24X1.3/4*	25	U07566.037.0175
3/8-24X2 Inch*	25	U07566.037.0200
3/8-24X2.1/4*	25	U07566.037.0225

d x L	✉	Kód výrobku
3/8-24X2.1/2*	25	U07566.037.0250
3/8-24X2.3/4*	25	U07566.037.0275
3/8-24X3 Inch*	10	U07566.037.0300
3/8-24X3.1/4*	10	U07566.037.0325
3/8-24X3.1/2*	10	U07566.037.0350
7/16-20X3/4 ft*	25	U07566.043.0075
7/16-20X1 Inch ft*	25	U07566.043.0100
7/16-20X1.1/4 ft*	25	U07566.043.0125
7/16-20X1.1/2*	25	U07566.043.0150
7/16-20X1.3/4*	10	U07566.043.0175
7/16-20X2 Inch*	10	U07566.043.0200
7/16-20X2.1/2*	10	U07566.043.0250
7/16-20X3 Inch*	10	U07566.043.0300
1/2-20X3/4 ft*	10	U07566.050.0075
1/2-20X1 Inch ft*	10	U07566.050.0100
1/2-20X1.1/4 ft*	10	U07566.050.0125
1/2-20X1.1/2 ft*	10	U07566.050.0150
1/2-20X1.3/4*	10	U07566.050.0175
1/2-20X2 Inch*	10	U07566.050.0200
1/2-20X2.1/4*	10	U07566.050.0225
1/2-20X2.1/2*	10	U07566.050.0250
1/2-20X3 Inch*	5	U07566.050.0300
1/2-20X3.1/2*	5	U07566.050.0350
1/2-20X4 Inch*	5	U07566.050.0400
5/8-18X1 Inch ft*	10	U07566.062.0100
5/8-18X1.1/4 ft*	10	U07566.062.0125
5/8-18X1.1/2 ft*	10	U07566.062.0150
5/8-18X1.3/4 ft*	10	U07566.062.0175
5/8-18X2 Inch*	5	U07566.062.0200
5/8-18X2.1/4*	5	U07566.062.0225
5/8-18X2.1/2*	5	U07566.062.0250
5/8-18X3 Inch*	5	U07566.062.0300
5/8-18X3.1/2*	5	U07566.062.0350
5/8-18X4 Inch*	5	U07566.062.0400
3/4-16X1.1/4 ft*	5	U07566.075.0125
3/4-16X1.1/2 ft*	5	U07566.075.0150
3/4-16X1.3/4 ft*	5	U07566.075.0175
3/4-16X2 Inch ft*	5	U07566.075.0200
3/4-16X2.1/4*	5	U07566.075.0225
3/4-16X2.1/2*	5	U07566.075.0250
3/4-16X3 Inch*	5	U07566.075.0300
3/4-16X3.1/2*	5	U07566.075.0350
3/4-16X4 Inch*	5	U07566.075.0400

- ft = s plným závitem

07560 Šroub se zápustnou hlavou a vnitřním šestihranem UNF X05A

Závit Unified National Fine
Materiál Ocel
Třída Grade 5
Povrchová úprava Mechanicky pozinkované

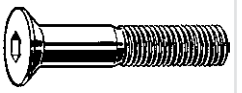

d x L	✉	Kód výrobku
1/4X3/4	100	07560.063.019
5/16X1 Inch	100	07560.079.025

d x L	✉	Kód výrobku
3/8X1 Inch	100	07560.096.025
1/2X1.1/4	50	07560.127.031

d x L	✉	Kód výrobku
5/8X2 Inch	25	07560.158.050

U51566 **Šroub se zápustnou hlavou a vnitřním šestihranem UNF** **X15A**

Závit Unified National Fine
Materiál Nerezocel A2 (AISI 304/18-8)
Třída F837

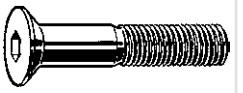

d x L	✉	Kód výrobku	d x L	✉	Kód výrobku	d x L	✉	Kód výrobku
NO.0-80X1/8 ft*	100	U51566.006.0012	NO.6-40X1 Inch*	100	U51566.013.0100	NO.10-32X2.1/4*	100	U51566.019.0225
NO.0-80X3/16 ft*	100	U51566.006.0018						
NO.0-80X1/4 ft*	100	U51566.006.0025	NO.10-32X5/16 ft*	100	U51566.019.0031	1/4-28X3/8 ft*	100	U51566.025.0037
NO.0-80X5/16 ft*	100	U51566.006.0031	NO.10-32X3/8 ft*	100	U51566.019.0037	1/4-28X1/2 ft*	100	U51566.025.0050
NO.0-80X3/8 ft*	100	U51566.006.0037	NO.10-32X7/16 ft*	100	U51566.019.0043	1/4-28X5/8 ft*	100	U51566.025.0062
NO.0-80X1/2 ft*	100	U51566.006.0050	NO.10-32X1/2 ft*	100	U51566.019.0050	1/4-28X3/4 ft*	100	U51566.025.0075
			NO.10-32X5/8 ft*	100	U51566.019.0062	1/4-28X7/8 ft*	100	U51566.025.0087
NO.1-72X1/8 ft*	100	U51566.007.0012	NO.10-32X3/4 ft*	100	U51566.019.0075	1/4-28X1 Inch ft*	100	U51566.025.0100
NO.1-72X3/16 ft*	100	U51566.007.0018	NO.10-32X7/8 ft*	100	U51566.019.0087	1/4-28X1.1/4*	100	U51566.025.0125
NO.1-72X1/4 ft*	100	U51566.007.0025	NO.10-32X1 Inch*	100	U51566.019.0100	1/4-28X1.1/2*	100	U51566.025.0150
NO.1-72X5/16 ft*	100	U51566.007.0031	NO.10-32X1.1/4*	100	U51566.019.0125	1/4-28X1.3/4*	100	U51566.025.0175
NO.1-72X3/8 ft*	100	U51566.007.0037	NO.10-32X1.1/2*	100	U51566.019.0150	1/4-28X2 Inch*	50	U51566.025.0200
NO.1-72X1/2 ft*	100	U51566.007.0050	NO.10-32X1.3/4*	100	U51566.019.0175			
			NO.10-32X2 Inch*	100	U51566.019.0200	5/16-24X3/8 ft*	100	U51566.031.0037
NO.6-40X3/8 ft*	100	U51566.013.0037						

- ft = s plným závitem

Šroub se zápustnou hlavou s vnitřním šestihranem BSW

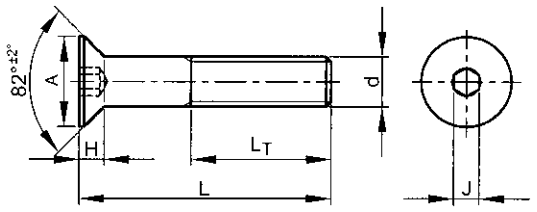

BS **≈2470**

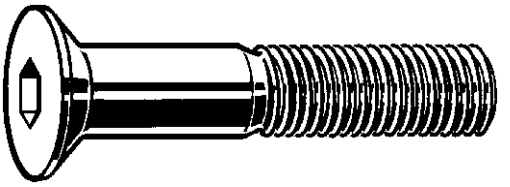

Technické údaje

d	A	H	J	L_T (min.)	Závitů na palec
1/2	23.8	6.4	5/16	38	12

- Whitworthův závit (BSW/BSF) není mezinárodně doporučen. Doporučujeme použít metrický (M/MF) nebo sjednocený (UNC/UNF) závit.
- V závislosti na dostupnosti lze dodat i třídu 012.9.
- Díky nepříznivé geometrii hlavy má tento spojovací materiál sníženou schopnost zatížení.
- Rozměry se mohou lišit v závislosti na dostupnosti.

07600 **Šroub se zápustnou hlavou s vnitřním šestihranem BSW** **X08A**

Závit British Standard Whitworth
Materiál Ocel
Třída 010.9

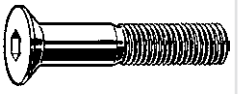

d x L	✉	Kód výrobku	d x L	✉	Kód výrobku	d x L	✉	Kód výrobku
1/2X25MM	50	07600.127.025	1/2X30MM	50	07600.127.031	1/2X38MM	50	07600.127.038

- UPOZORNĚNÍ: Elektrolytické pokovení těchto produktů může způsobit vodíkovou křehkost.

Šroub s půlkulatou hlavou s vnitřním šestihranem

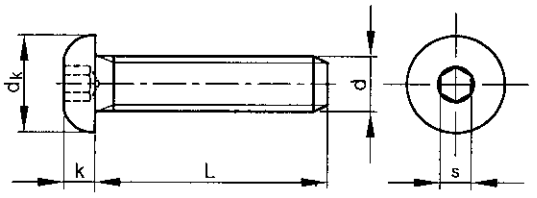

ISO	**7380-1**
ASME	≈B18.3.4M
NF	≈E25-126
BS	≈4168-6

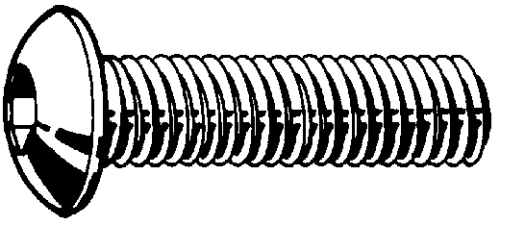

Technické údaje

d	d_k (max.)	k (max.)	P	Plný závit L ≤	s
M3	5.7	1.65	0.5	12	2
M4	7.6	2.2	0.7	16	2.5
M5	9.5	2.75	0.8	30	3
M6	10.5	3.3	1	30	4
M8	14	4.4	1.25	40	5
M10	17.5	5.5	1.5	40	6
M12	21	6.6	1.75	50	8
M16	28	8.8	2	45	10

- Díky nepříznivé geometrii hlavy má tento spojovací materiál sníženou schopnost zatížení.
- Pokud je nutné označit ocelový spojovací materiál se sníženým zatížením (jako 8.8 /.10.9 / 12.9), k označení pevnostní třídy je přidána “0”. Tedy 8.8 → 08.8 a 10.9 → 010.9 a 12.9 → 012.9.
- Spojovací materiál z nerezové ocele je označen jen symbolem stupně ocele bez pevnostní třídy 70 (tedy A2-70 → A2).
- Staré a nové označení se může v některých případech vyskytnout vedle sebe.

Skupiny produktů

Závit	Typ drážky	Materiál	Třída	Povrchová úprava	Kód	Strana
M	S vnitřním šestihranem	Oc	010.9		07150	2-51
M	S vnitřním šestihranem	Oc	010.9	Zn	07151	2-52
M	S vnitřním šestihranem	NO A2	70		51030	2-52
M	S vnitřním šestihranem	NO A4	70		55030	2-53

07150 **Šroub s půlkulatou hlavou s vnitřním šestihranem** **D04A**

Závit	Metrický závit
Materiál	Ocel
Třída	010.9

RoHS

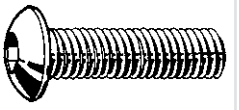

d x L	✉	Kód výrobku	d x L	✉	Kód výrobku	d x L	✉	Kód výrobku
M3X6	200	07150.030.006	M5X60	200	07150.050.060	M8X55	200	07150.080.055
M3X8	200	07150.030.008	M5X70	200	07150.050.070	M8X60	200	07150.080.060
M3X10	200	07150.030.010				M8X70	200	07150.080.070
M3X12	200	07150.030.012	M6X6	200	07150.060.006	M8X80	200	07150.080.080
M3X16	200	07150.030.016	M6X8	200	07150.060.008	M8X90	100	07150.080.090
M3X20	200	07150.030.020	M6X10	200	07150.060.010	M8X100	100	07150.080.100
M3X25	200	07150.030.025	M6X12	200	07150.060.012			
M3X30	200	07150.030.030	M6X14	200	07150.060.014	M10X12	200	07150.100.012
			M6X16	200	07150.060.016	M10X16	200	07150.100.016
M4X6	200	07150.040.006	M6X20	200	07150.060.020	M10X20	200	07150.100.020
M4X8	200	07150.040.008	M6X25	200	07150.060.025	M10X25	200	07150.100.025
M4X10	200	07150.040.010	M6X30	200	07150.060.030	M10X30	200	07150.100.030
M4X12	200	07150.040.012	M6X35	200	07150.060.035	M10X35	100	07150.100.035
M4X16	200	07150.040.016	M6X40	200	07150.060.040	M10X40	100	07150.100.040
M4X20	200	07150.040.020	M6X45	200	07150.060.045	M10X45	100	07150.100.045
M4X25	200	07150.040.025	M6X50	200	07150.060.050	M10X50	100	07150.100.050
M4X30	200	07150.040.030	M6X55	200	07150.060.055	M10X55	100	07150.100.055
M4X35	200	07150.040.035	M6X60	200	07150.060.060	M10X60	100	07150.100.060
M4X40	200	07150.040.040	M6X70	200	07150.060.070	M10X70	100	07150.100.070
M4X50	200	07150.040.050				M10X80	100	07150.100.080
			M8X8	200	07150.080.008	M10X90	100	07150.100.090
M5X6	200	07150.050.006	M8X10	200	07150.080.010	M10X100	100	07150.100.100
M5X8	200	07150.050.008	M8X12	200	07150.080.012			
M5X10	200	07150.050.010	M8X14	200	07150.080.014	M12X20	100	07150.120.020
M5X12	200	07150.050.012	M8X16	200	07150.080.016	M12X25	100	07150.120.025
M5X16	200	07150.050.016	M8X18	200	07150.080.018	M12X30	100	07150.120.030
M5X20	200	07150.050.020	M8X20	200	07150.080.020	M12X35	100	07150.120.035
M5X25	200	07150.050.025	M8X25	200	07150.080.025	M12X40	100	07150.120.040
M5X30	200	07150.050.030	M8X30	200	07150.080.030	M12X45	100	07150.120.045
M5X35	200	07150.050.035	M8X35	200	07150.080.035	M12X50	100	07150.120.050
M5X40	200	07150.050.040	M8X40	200	07150.080.040	M12X55	100	07150.120.055
M5X45	200	07150.050.045	M8X45	200	07150.080.045	M12X60	100	07150.120.060
M5X50	200	07150.050.050	M8X50	200	07150.080.050	M12X70	100	07150.120.070

07150 Šroub s půlkulatou hlavou s vnitřním šestihranem

d x L	✉	Kód výrobku	d x L	✉	Kód výrobku	d x L	✉	Kód výrobku
M12X80	50	07150.120.080				M16X60	50	07150.160.060
M12X90	50	07150.120.090	M16X30	50	07150.160.030	M16X70	50	07150.160.070
M12X100	50	07150.120.100	M16X35	50	07150.160.035	M16X80	25	07150.160.080
M12X110	50	07150.120.110	M16X40	50	07150.160.040			
M12X120	50	07150.120.120	M16X45	50	07150.160.045			

- UPOZORNĚNÍ: Elektrolytické pokovení těchto produktů může způsobit vodíkovou křehkost.

07151 Šroub s půlkulatou hlavou s vnitřním šestihranem D04A

Závit Metrický závit
Materiál Ocel
Třída 010.9
Povrchová úprava Pozinkované

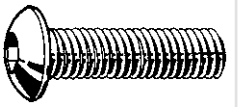

d x L	✉	Kód výrobku	d x L	✉	Kód výrobku	d x L	✉	Kód výrobku
M3X5	200	07151.030.005	M5X70	200	07151.050.070	M8X100	100	07151.080.100
M3X6	200	07151.030.006						
M3X8	200	07151.030.008	M6X6	200	07151.060.006	M10X12	200	07151.100.012
M3X10	200	07151.030.010	M6X8	200	07151.060.008	M10X16	200	07151.100.016
M3X12	200	07151.030.012	M6X10	200	07151.060.010	M10X20	200	07151.100.020
M3X16	200	07151.030.016	M6X12	200	07151.060.012	M10X25	200	07151.100.025
M3X20	200	07151.030.020	M6X16	200	07151.060.016	M10X30	200	07151.100.030
M3X25	200	07151.030.025	M6X20	200	07151.060.020	M10X35	100	07151.100.035
M3X30	200	07151.030.030	M6X25	200	07151.060.025	M10X40	100	07151.100.040
			M6X30	200	07151.060.030	M10X45	100	07151.100.045
M4X6	200	07151.040.006	M6X35	200	07151.060.035	M10X50	100	07151.100.050
M4X8	200	07151.040.008	M6X40	200	07151.060.040	M10X55	100	07151.100.055
M4X10	200	07151.040.010	M6X45	200	07151.060.045	M10X60	100	07151.100.060
M4X12	200	07151.040.012	M6X50	200	07151.060.050	M10X70	100	07151.100.070
M4X16	200	07151.040.016	M6X55	200	07151.060.055	M10X80	100	07151.100.080
M4X20	200	07151.040.020	M6X60	200	07151.060.060	M10X90	100	07151.100.090
M4X25	200	07151.040.025	M6X70	200	07151.060.070	M10X100	100	07151.100.100
M4X30	200	07151.040.030						
M4X35	200	07151.040.035	M8X8	200	07151.080.008	M12X16	100	07151.120.016
M4X40	200	07151.040.040	M8X10	200	07151.080.010	M12X20	100	07151.120.020
M4X50	200	07151.040.050	M8X12	200	07151.080.012	M12X25	100	07151.120.025
			M8X14	200	07151.080.014	M12X30	100	07151.120.030
M5X6	200	07151.050.006	M8X16	200	07151.080.016	M12X35	100	07151.120.035
M5X8	200	07151.050.008	M8X20	200	07151.080.020	M12X40	100	07151.120.040
M5X10	200	07151.050.010	M8X25	200	07151.080.025	M12X45	100	07151.120.045
M5X12	200	07151.050.012	M8X30	200	07151.080.030	M12X50	100	07151.120.050
M5X16	200	07151.050.016	M8X35	200	07151.080.035	M12X55	100	07151.120.055
M5X20	200	07151.050.020	M8X40	200	07151.080.040	M12X60	100	07151.120.060
M5X25	200	07151.050.025	M8X45	200	07151.080.045	M12X70	100	07151.120.070
M5X30	200	07151.050.030	M8X50	200	07151.080.050	M12X80	50	07151.120.080
M5X35	200	07151.050.035	M8X55	200	07151.080.055	M12X90	50	07151.120.090
M5X40	200	07151.050.040	M8X60	200	07151.080.060	M12X100	50	07151.120.100
M5X45	200	07151.050.045	M8X70	200	07151.080.070	M12X110	50	07151.120.110
M5X50	200	07151.050.050	M8X80	100	07151.080.080	M12X120	50	07151.120.120
M5X60	200	07151.050.060	M8X90	100	07151.080.090			

- UPOZORNĚNÍ: Elektrolytické pokovení těchto produktů může způsobit vodíkovou křehkost.

51030 Šroub s půlkulatou hlavou s vnitřním šestihranem Q05A

Závit Metrický závit
Materiál Nerezocel A2
Třída 70

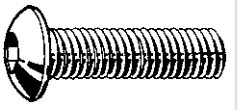

d x L	✉	Kód výrobku	d x L	✉	Kód výrobku	d x L	✉	Kód výrobku
M3X3*	1000	51030.030.003	M3X35*	500	51030.030.035	M4X20	50	51030.040.020
M3X4	1000	51030.030.004	M3X40*	500	51030.030.040	M4X22*	500	51030.040.022
M3X5	50	51030.030.005	M3X45*	500	51030.030.045	M4X25	50	51030.040.025
M3X6	50	51030.030.006	M3X50*	200	51030.030.050	M4X30	50	51030.040.030
M3X8	50	51030.030.008				M4X35	50	51030.040.035
M3X10	50	51030.030.010	M4X4*	1000	51030.040.004	M4X40	200	51030.040.040
M3X12	50	51030.030.012	M4X5*	1000	51030.040.005	M4X45*	200	51030.040.045
M3X14*	1000	51030.030.014	M4X6	50	51030.040.006	M4X50*	200	51030.040.050
M3X16	50	51030.030.016	M4X8	50	51030.040.008	M4X55*	200	51030.040.055
M3X18*	1000	51030.030.018	M4X10	50	51030.040.010	M4X60*	100	51030.040.060
M3X20	50	51030.030.020	M4X12	50	51030.040.012			
M3X22*	1000	51030.030.022	M4X14*	1000	51030.040.014	M5X5*	500	51030.050.005
M3X25	50	51030.030.025	M4X16	50	51030.040.016	M5X6	50	51030.050.006
M3X30*	1000	51030.030.030	M4X18*	1000	51030.040.018	M5X8	50	51030.050.008

51030 Šroub s půlkulatou hlavou s vnitřním šestihranem

d x L	✉	Kód výrobku
M5X10	50	51030.050.010
M5X12	50	51030.050.012
M5X14*	500	51030.050.014
M5X16	50	51030.050.016
M5X18*	500	51030.050.018
M5X20	50	51030.050.020
M5X22*	500	51030.050.022
M5X25	25	51030.050.025
M5X30	25	51030.050.030
M5X35	25	51030.050.035
M5X40	25	51030.050.040
M5X45	25	51030.050.045
M5X50	25	51030.050.050
M5X55*	200	51030.050.055
M5X60*	100	51030.050.060
M5X65*	100	51030.050.065
M5X70*	100	51030.050.070
M5X75*	100	51030.050.075
M5X80*	100	51030.050.080
M6X6	25	51030.060.006
M6X8	25	51030.060.008
M6X10	25	51030.060.010
M6X12	25	51030.060.012
M6X14	200	51030.060.014
M6X16	25	51030.060.016
M6X18*	200	51030.060.018
M6X20	25	51030.060.020
M6X22*	200	51030.060.022
M6X25	25	51030.060.025
M6X30	25	51030.060.030
M6X35	25	51030.060.035
M6X40	25	51030.060.040
M6X45	25	51030.060.045
M6X50	25	51030.060.050
M6X55	25	51030.060.055
M6X60	25	51030.060.060
M6X65*	100	51030.060.065

d x L	✉	Kód výrobku
M6X70	100	51030.060.070
M6X75*	100	51030.060.075
M6X80	100	51030.060.080
M6X90*	100	51030.060.090
M6X100*	100	51030.060.100
M6X120*	100	51030.060.120
M8X8	25	51030.080.008
M8X10	25	51030.080.010
M8X12	25	51030.080.012
M8X14*	200	51030.080.014
M8X16	25	51030.080.016
M8X18*	200	51030.080.018
M8X20	25	51030.080.020
M8X22*	200	51030.080.022
M8X25	25	51030.080.025
M8X30	25	51030.080.030
M8X35	25	51030.080.035
M8X40	25	51030.080.040
M8X45	25	51030.080.045
M8X50	25	51030.080.050
M8X55	25	51030.080.055
M8X60	25	51030.080.060
M8X65*	100	51030.080.065
M8X70*	100	51030.080.070
M8X75*	100	51030.080.075
M8X80	100	51030.080.080
M8X90*	100	51030.080.090
M8X100*	50	51030.080.100
M8X110*	50	51030.080.110
M8X120*	50	51030.080.120
M10X12	25	51030.100.012
M10X14*	100	51030.100.014
M10X16	25	51030.100.016
M10X18*	100	51030.100.018
M10X20	25	51030.100.020
M10X22*	100	51030.100.022

d x L	✉	Kód výrobku
M10X25	25	51030.100.025
M10X30	25	51030.100.030
M10X35	25	51030.100.035
M10X40	25	51030.100.040
M10X45	10	51030.100.045
M10X50	10	51030.100.050
M10X55	10	51030.100.055
M10X60	10	51030.100.060
M10X65*	50	51030.100.065
M10X70	50	51030.100.070
M10X75*	50	51030.100.075
M10X80	50	51030.100.080
M10X90*	50	51030.100.090
M10X100*	50	51030.100.100
M10X110*	50	51030.100.110
M10X120*	50	51030.100.120
M12X16*	50	51030.120.016
M12X18*	50	51030.120.018
M12X20	10	51030.120.020
M12X22*	50	51030.120.022
M12X25	10	51030.120.025
M12X30	10	51030.120.030
M12X35	10	51030.120.035
M12X40	10	51030.120.040
M12X45	10	51030.120.045
M12X50	10	51030.120.050
M12X55	10	51030.120.055
M12X60	10	51030.120.060
M12X65*	50	51030.120.065
M12X70	10	51030.120.070
M12X75*	25	51030.120.075
M12X80*	25	51030.120.080
M12X90*	25	51030.120.090
M12X100*	25	51030.120.100
M12X110*	25	51030.120.110
M12X120*	25	51030.120.120

55030 Šroub s půlkulatou hlavou s vnitřním šestihranem

Q45A

Závit Metrický závit
Materiál Nerezocel A4
Třída 70

RoHS

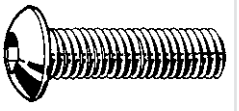

d x L	✉	Kód výrobku
M3X4*	1000	55030.030.004
M3X5*	1000	55030.030.005
M3X6	50	55030.030.006
M3X8	50	55030.030.008
M3X10	50	55030.030.010
M3X12	50	55030.030.012
M3X14*	1000	55030.030.014
M3X16	50	55030.030.016
M3X18*	1000	55030.030.018
M3X20	50	55030.030.020
M3X22*	1000	55030.030.022
M3X25	50	55030.030.025
M3X30*	1000	55030.030.030
M3X35*	500	55030.030.035
M3X40*	500	55030.030.040
M3X45*	500	55030.030.045
M3X50*	200	55030.030.050
M4X4*	1000	55030.040.004
M4X5*	1000	55030.040.005
M4X6	50	55030.040.006
M4X8	50	55030.040.008
M4X10	50	55030.040.010
M4X12	50	55030.040.012
M4X14*	1000	55030.040.014
M4X16	50	55030.040.016
M4X18*	1000	55030.040.018
M4X20	50	55030.040.020
M4X22*	500	55030.040.022
M4X25	50	55030.040.025
M4X30	50	55030.040.030
M4X35*	200	55030.040.035

d x L	✉	Kód výrobku
M4X40*	200	55030.040.040
M4X45*	200	55030.040.045
M4X50*	200	55030.040.050
M4X55*	200	55030.040.055
M4X60*	100	55030.040.060
M5X5*	500	55030.050.005
M5X6*	500	55030.050.006
M5X8	50	55030.050.008
M5X10	50	55030.050.010
M5X12	50	55030.050.012
M5X14*	500	55030.050.014
M5X16	50	55030.050.016
M5X18*	500	55030.050.018
M5X20	50	55030.050.020
M5X22*	500	55030.050.022
M5X25	25	55030.050.025
M5X30	25	55030.050.030
M5X35	25	55030.050.035
M5X40	25	55030.050.040
M5X45	25	55030.050.045
M5X50	25	55030.050.050
M5X55*	200	55030.050.055
M5X60*	100	55030.050.060
M5X65*	100	55030.050.065
M5X70*	100	55030.050.070
M5X80*	100	55030.050.080
M6X6*	500	55030.060.006
M6X8	25	55030.060.008
M6X10	25	55030.060.010
M6X12	25	55030.060.012

d x L	✉	Kód výrobku
M6X14*	200	55030.060.014
M6X16	25	55030.060.016
M6X18*	200	55030.060.018
M6X20	25	55030.060.020
M6X22*	200	55030.060.022
M6X25	25	55030.060.025
M6X30	25	55030.060.030
M6X35	25	55030.060.035
M6X40	25	55030.060.040
M6X45	25	55030.060.045
M6X50	25	55030.060.050
M6X55	25	55030.060.055
M6X60	25	55030.060.060
M6X65*	100	55030.060.065
M6X70*	100	55030.060.070
M6X75*	100	55030.060.075
M6X80*	100	55030.060.080
M6X90*	100	55030.060.090
M6X100*	100	55030.060.100
M6X120*	100	55030.060.120
M8X8*	500	55030.080.008
M8X10	25	55030.080.010
M8X12	25	55030.080.012
M8X14*	200	55030.080.014
M8X16	25	55030.080.016
M8X18*	200	55030.080.018
M8X20	25	55030.080.020
M8X22*	200	55030.080.022
M8X25	25	55030.080.025
M8X30	25	55030.080.030
M8X35	25	55030.080.035

55030 **Šroub s půlkulatou hlavou s vnitřním šestihranem** ←

d x L	✉	Kód výrobku	d x L	✉	Kód výrobku	d x L	✉	Kód výrobku
M8X40	25	55030.080.040	M10X20	25	55030.100.020			
M8X45	25	55030.080.045	M10X22*	100	55030.100.022	M12X16*	50	55030.120.016
M8X50	25	55030.080.050	M10X25	25	55030.100.025	M12X20*	50	55030.120.020
M8X55	25	55030.080.055	M10X30	25	55030.100.030	M12X25*	50	55030.120.025
M8X60	25	55030.080.060	M10X35	25	55030.100.035	M12X30*	50	55030.120.030
M8X65*	100	55030.080.065	M10X40	25	55030.100.040	M12X35*	50	55030.120.035
M8X70*	100	55030.080.070	M10X45	10	55030.100.045	M12X40*	50	55030.120.040
M8X75*	100	55030.080.075	M10X50	10	55030.100.050	M12X45*	50	55030.120.045
M8X80*	100	55030.080.080	M10X55	10	55030.100.055	M12X50*	50	55030.120.050
M8X90*	100	55030.080.090	M10X60	10	55030.100.060	M12X55*	50	55030.120.055
M8X100*	50	55030.080.100	M10X65*	50	55030.100.065	M12X60*	50	55030.120.060
M8X110*	50	55030.080.110	M10X70*	50	55030.100.070	M12X65*	50	55030.120.065
M8X120*	50	55030.080.120	M10X75*	50	55030.100.075	M12X70*	50	55030.120.070
			M10X80*	50	55030.100.080	M12X80*	25	55030.120.080
M10X12*	100	55030.100.012	M10X90*	50	55030.100.090	M12X90*	25	55030.120.090
M10X14*	100	55030.100.014	M10X100*	50	55030.100.100	M12X100*	25	55030.120.100
M10X16	25	55030.100.016	M10X110*	50	55030.100.110	M12X110*	25	55030.120.110
M10X18*	100	55030.100.018	M10X120*	50	55030.100.120	M12X120*	25	55030.120.120

Šroub s půlkulatou hlavou s T-hvězdicí

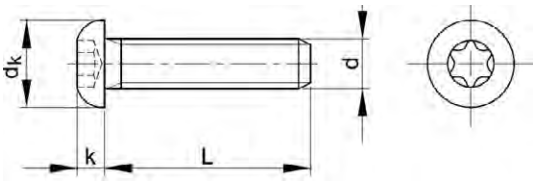

ISO	**≈7380-1**
ASME	≈B18.3.4M
NF	≈E25-126
BS	≈4168-6



Technické údaje

d	d_k (max.)	Drážka	k (max.)	P
M3	5.7	T10	1.65	0.5
M4	7.6	T20	2.2	0.7
M5	9.5	T25	2.75	0.8
M6	10.5	T30	3.3	1
M8	14	T40	4.4	1.25
M10	17.5	T50	5.5	1.50

- Díky nepříznivé geometrii hlavy má tento spojovací materiál sníženou schopnost zatížení.
- Pokud je nutné označit ocelový spojovací materiál se sníženým zatížením (jako 8.8 /.10.9 / 12.9), k označení pevnostní třídy je přidána “0”. Tedy 8.8 → 08.8 a 10.9 → 010.9 a 12.9 → 012.9.
- Spojovací materiál z nerezové ocele je označen jen symbolem stupně ocele bez pevnostní třídy 70 (tedy A2-70 → A2).
- Staré a nové označení se může v některých případech vyskytnout vedle sebe.

Skupiny produktů

Závit	Typ drážky	Materiál	Třída	Povrchová úprava	Kód	Strana
M	T-hvězdice	Oc	010.9	Zn	07290	2-54
M	T-hvězdice	NO A2			51029	2-55
M	T-hvězdice	NO A4			55032	2-55

07290 **Šroub s půlkulatou hlavou s T-hvězdicí** **D04A**

Závit	Metrický závit
Materiál	Ocel
Třída	010.9
Povrchová úprava	Pozinkované

RoHS



d x L	✉	Kód výrobku	d x L	✉	Kód výrobku	d x L	✉	Kód výrobku
M4X10	200	07290.040.010	M5X20	200	07290.050.020			
M4X12	200	07290.040.012	M5X25	200	07290.050.025	M8X12	200	07290.080.012
M4X16	200	07290.040.016				M8X16	200	07290.080.016
M4X20	200	07290.040.020	M6X10	200	07290.060.010	M8X20	200	07290.080.020
			M6X12	200	07290.060.012	M8X25	200	07290.080.025
M5X10	200	07290.050.010	M6X16	200	07290.060.016	M8X30	200	07290.080.030
M5X12	200	07290.050.012	M6X20	200	07290.060.020	M8X35	200	07290.080.035
M5X16	200	07290.050.016	M6X25	200	07290.060.025	M8X40	200	07290.080.040

- UPOZORNĚNÍ: Elektrolytické pokovení těchto produktů může způsobit vodíkovou křehkost.

51029 Šroub s půlkulatou hlavou s T-hvězdicí Q45A

Závit Metrický závit
Materiál Nerezocel A2



d x L	✉	Kód výrobku
M3X3*	1000	51029.030.003
M3X4*	1000	51029.030.004
M3X5*	500	51029.030.005
M3X6*	500	51029.030.006
M3X8*	500	51029.030.008
M3X10*	1000	51029.030.010
M3X12*	1000	51029.030.012
M3X14*	1000	51029.030.014
M3X16*	1000	51029.030.016
M3X18*	1000	51029.030.018
M3X20	1000	51029.030.020
M3X22*	1000	51029.030.022
M3X25*	1000	51029.030.025
M3X30*	1000	51029.030.030
M3X35*	500	51029.030.035
M3X40*	500	51029.030.040
M4X4*	1000	51029.040.004
M4X5*	1000	51029.040.005
M4X6	500	51029.040.006
M4X8	1000	51029.040.008
M4X10*	1000	51029.040.010
M4X12*	1000	51029.040.012
M4X16*	1000	51029.040.016
M4X18*	1000	51029.040.018
M4X20*	500	51029.040.020
M4X25*	500	51029.040.025
M4X30*	500	51029.040.030
M4X35*	200	51029.040.035
M4X40*	200	51029.040.040
M5X5*	500	51029.050.005
M5X6*	500	51029.050.006
M5X8	500	51029.050.008

d x L	✉	Kód výrobku
M5X10*	500	51029.050.010
M5X12*	500	51029.050.012
M5X14*	500	51029.050.014
M5X16*	500	51029.050.016
M5X18*	500	51029.050.018
M5X20*	500	51029.050.020
M5X22*	500	51029.050.022
M5X25*	500	51029.050.025
M5X30*	500	51029.050.030
M5X35*	500	51029.050.035
M5X40*	500	51029.050.040
M5X45*	200	51029.050.045
M5X50*	200	51029.050.050
M5X60*	100	51029.050.060
M6X6*	500	51029.060.006
M6X8*	500	51029.060.008
M6X10*	500	51029.060.010
M6X12*	500	51029.060.012
M6X14*	500	51029.060.014
M6X16*	500	51029.060.016
M6X18*	200	51029.060.018
M6X20*	500	51029.060.020
M6X22*	200	51029.060.022
M6X25*	200	51029.060.025
M6X30*	200	51029.060.030
M6X35*	200	51029.060.035
M6X40*	200	51029.060.040
M6X45*	100	51029.060.045
M6X50*	100	51029.060.050
M6X55*	100	51029.060.055
M6X60*	100	51029.060.060
M6X70*	100	51029.060.070
M6X80*	100	51029.060.080

d x L	✉	Kód výrobku
M8X10*	200	51029.080.010
M8X12*	200	51029.080.012
M8X14*	200	51029.080.014
M8X16	200	51029.080.016
M8X18*	200	51029.080.018
M8X20*	200	51029.080.020
M8X22*	200	51029.080.022
M8X25*	200	51029.080.025
M8X30*	200	51029.080.030
M8X35*	200	51029.080.035
M8X40*	200	51029.080.040
M8X45*	200	51029.080.045
M8X50*	200	51029.080.050
M8X55*	200	51029.080.055
M8X60*	200	51029.080.060
M8X70*	100	51029.080.070
M8X80*	100	51029.080.080
M8X88*	500	51029.080.088
M8X100*	50	51029.080.100
M8X120*	50	51029.080.120
M10X12*	100	51029.100.012
M10X20*	100	51029.100.020
M10X25*	100	51029.100.025
M10X30*	100	51029.100.030
M10X35*	100	51029.100.035
M10X40*	100	51029.100.040
M10X45*	100	51029.100.045
M10X50*	50	51029.100.050
M10X60*	50	51029.100.060
M10X70*	50	51029.100.070
M10X80*	50	51029.100.080
M10X100*	50	51029.100.100

55032 Šroub s půlkulatou hlavou s T-hvězdicí Q45A

Závit Metrický závit
Materiál Nerezocel A4



d x L	✉	Kód výrobku
M3X4*	1000	55032.030.004
M3X6*	1000	55032.030.006
M3X8*	1000	55032.030.008
M4X6*	1000	55032.040.006

d x L	✉	Kód výrobku
M4X8*	1000	55032.040.008
M4X20*	500	55032.040.020
M5X6*	500	55032.050.006

d x L	✉	Kód výrobku
M5X8*	500	55032.050.008
M6X10*	500	55032.060.010
M6X30*	200	55032.060.030

Šroub s plochou hlavou UNC

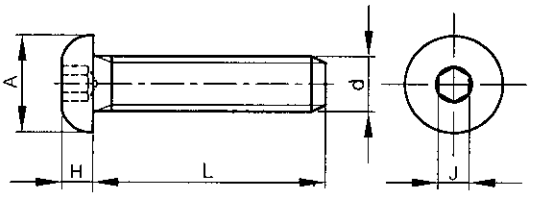

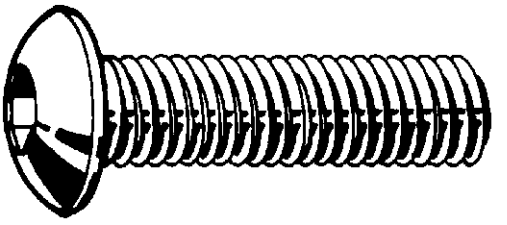

Technické údaje

d	A	H	J	Závitů na palec
No.1	0.139	0.039	0.050	64
No.2	0.164	0.046	0.050	56
No.3	0.188	0.052	1/16	48
No.4	0.213	0.059	1/16	40
No.5	0.238	0.066	5/64	40
No.6	0.262	0.073	5/64	32
No.8	0.312	0.087	3/32	32
No.10	0.361	0.101	1/8	24
1/4	0.437	0.132	5/32	20
5/16	0.547	0.166	3/16	18
3/8	0.656	0.199	7/32	16
1/2	0.875	0.265	5/16	13
5/8	1.000	0.331	3/8	11

- Díky nepříznivé geometrii hlavy má tento spojovací materiál sníženou schopnost zatížení.

Skupiny produktů

Závit	Typ drážky	Materiál	Třída	Povrchová úprava	Kód	Strana
UNC	S vnitřním šestihranem	Oc	Grade 5		U07150	2-56
UNC	S vnitřním šestihranem	Oc	Grade 5	Zn	U07151	2-57
UNC	S vnitřním šestihranem	NO A2 (AISI304/18-8)	F879		U51030	2-57

U07150 Šroub s plochou hlavou UNC **X05A**

Závit Unified National Coarse
Materiál Ocel
Třída Grade 5

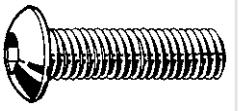

d x L	✉	Kód výrobku
NO.1-64X3/8*	100	U07150.007.0037
NO.1-64X1/2*	100	U07150.007.0050
NO.1-64X3/4*	100	U07150.007.0075
NO.2-56X1/8*	100	U07150.008.0012
NO.2-56X3/16*	100	U07150.008.0018
NO.2-56X1/4*	100	U07150.008.0025
NO.2-56X5/16*	100	U07150.008.0031
NO.2-56X3/8*	100	U07150.008.0037
NO.2-56X1/2*	100	U07150.008.0050
NO.2-56X5/8*	100	U07150.008.0062
NO.2-56X3/4*	100	U07150.008.0075
NO.2-56X1 Inch*	100	U07150.008.0100
NO.3-48X3/16*	100	U07150.009.0018
NO.3-48X1/4*	100	U07150.009.0025
NO.3-48X5/16*	100	U07150.009.0031
NO.3-48X3/8*	100	U07150.009.0037
NO.3-48X1/2*	100	U07150.009.0050
NO.3-48X5/8*	100	U07150.009.0062
NO.3-48X3/4*	100	U07150.009.0075
NO.3-48X1 Inch*	100	U07150.009.0100
NO.4-40X1/8*	100	U07150.011.0012
NO.4-40X3/16*	100	U07150.011.0018
NO.4-40X1/4*	100	U07150.011.0025
NO.4-40X5/16*	100	U07150.011.0031
NO.4-40X3/8*	100	U07150.011.0037
NO.4-40X7/16*	100	U07150.011.0043
NO.4-40X1/2*	100	U07150.011.0050
NO.4-40X5/8*	100	U07150.011.0062
NO.4-40X3/4*	100	U07150.011.0075
NO.4-40X7/8*	100	U07150.011.0087
NO.4-40X1 Inch*	100	U07150.011.0100
NO.5-40X1/4*	100	U07150.012.0025
NO.5-40X3/8*	100	U07150.012.0037
NO.5-40X1/2*	100	U07150.012.0050
NO.5-40X3/4*	100	U07150.012.0075
NO.5-40X1 Inch*	100	U07150.012.0100
NO.6-32X3/16*	100	U07150.013.0018
NO.6-32X1/4*	100	U07150.013.0025
NO.6-32X5/16*	100	U07150.013.0031
NO.6-32X3/8*	100	U07150.013.0037
NO.6-32X1/2*	100	U07150.013.0050
NO.6-32X5/8*	100	U07150.013.0062
NO.6-32X3/4*	100	U07150.013.0075
NO.6-32X7/8*	100	U07150.013.0087
NO.6-32X1 Inch*	100	U07150.013.0100
NO.6-32X1.1/4*	100	U07150.013.0125
NO.6-32X1.1/2*	100	U07150.013.0150
NO.6-32X2 Inch*	100	U07150.013.0200
NO.8-32X3/16*	100	U07150.016.0018
NO.8-32X1/4*	100	U07150.016.0025
NO.8-32X5/16*	100	U07150.016.0031
NO.8-32X3/8*	100	U07150.016.0037
NO.8-32X1/2*	100	U07150.016.0050
NO.8-32X5/8*	100	U07150.016.0062
NO.8-32X3/4*	100	U07150.016.0075
NO.8-32X1 Inch*	100	U07150.016.0100
NO.8-32X1.1/4*	100	U07150.016.0125
NO.8-32X1.1/2*	100	U07150.016.0150
NO.8-32X2 Inch*	100	U07150.016.0200
NO.10-24X1/4*	100	U07150.019.0025
NO.10-24X3/8*	100	U07150.019.0037
NO.10-24X1/2*	100	U07150.019.0050
NO.10-24X5/8*	100	U07150.019.0062
NO.10-24X3/4*	100	U07150.019.0075
NO.10-24X7/8*	100	U07150.019.0087
NO.10-24X1 Inch*	100	U07150.019.0100
NO.10-24X1.1/4*	100	U07150.019.0125
NO.10-24X1.1/2*	100	U07150.019.0150
NO.10-24X2 Inch*	100	U07150.019.0200
1/4-20X3/8*	100	U07150.025.0037
1/4-20X1/2*	100	U07150.025.0050
1/4-20X5/8*	100	U07150.025.0062
1/4-20X3/4*	100	U07150.025.0075
1/4-20X1 Inch*	100	U07150.025.0100
1/4-20X1.1/2*	100	U07150.025.0150
1/4-20X2 Inch*	50	U07150.025.0200
1/4-20X2.1/2*	50	U07150.025.0250
1/4-20X3 Inch*	25	U07150.025.0300
1/4-20X3.1/2*	25	U07150.025.0350
5/16-18X3/8*	100	U07150.031.0037
5/16-18X1/2*	100	U07150.031.0050
5/16-18X5/8*	100	U07150.031.0062
5/16-18X3/4*	100	U07150.031.0075
5/16-18X7/8*	100	U07150.031.0087
5/16-18X1 Inch*	50	U07150.031.0100

U07150 Šroub s plochou hlavou UNC

d x L	✉	Kód výrobku	d x L	✉	Kód výrobku	d x L	✉	Kód výrobku
5/16-18X1.1/4*	50	U07150.031.0125	3/8-16X1.3/4*	25	U07150.037.0175	1/2-13X2 Inch*	10	U07150.050.0200
5/16-18X1.1/2*	50	U07150.031.0150	3/8-16X2 Inch*	25	U07150.037.0200	1/2-13X2.1/2*	10	U07150.050.0250
5/16-18X2 Inch*	50	U07150.031.0200	3/8-16X2.1/4*	25	U07150.037.0225	1/2-13X3 Inch*	5	U07150.050.0300
			3/8-16X2.1/2*	25	U07150.037.0250			
3/8-16X1/2*	50	U07150.037.0050	3/8-16X2.3/4*	25	U07150.037.0275	5/8-11X1 Inch*	10	U07150.062.0100
3/8-16X5/8*	50	U07150.037.0062				5/8-11X1.1/2*	10	U07150.062.0150
3/8-16X3/4*	50	U07150.037.0075	1/2-13X3/4*	10	U07150.050.0075	5/8-11X2 Inch*	5	U07150.062.0200
3/8-16X7/8*	50	U07150.037.0087	1/2-13X1 Inch*	10	U07150.050.0100	5/8-11X2.1/2*	5	U07150.062.0250
3/8-16X1 Inch*	50	U07150.037.0100	1/2-13X1.1/4*	10	U07150.050.0125	5/8-11X3 Inch*	5	U07150.062.0300
3/8-16X1.1/4*	50	U07150.037.0125	1/2-13X1.1/2*	10	U07150.050.0150			
3/8-16X1.1/2*	25	U07150.037.0150	1/2-13X1.3/4*	10	U07150.050.0175			

U07151 Šroub s plochou hlavou UNC

X05A

Závit Unified National Coarse
Materiál Ocel
Třída Grade 5
Povrchová úprava Pozinkované

RoHS

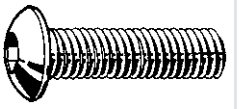

d x L	✉	Kód výrobku	d x L	✉	Kód výrobku	d x L	✉	Kód výrobku
NO.4-40X1/4*	100	U07151.011.0025	NO.10-24X5/8*	100	U07151.019.0062	5/16-18X1.1/2*	50	U07151.031.0150
NO.4-40X3/8*	100	U07151.011.0037	NO.10-24X3/4*	100	U07151.019.0075			
NO.4-40X1/2*	100	U07151.011.0050	NO.10-24X7/8*	100	U07151.019.0087	3/8-16X1/2*	50	U07151.037.0050
			NO.10-24X1 Inch*	100	U07151.019.0100	3/8-16X3/4*	50	U07151.037.0075
NO.6-32X1/4*	100	U07151.013.0025				3/8-16X1 Inch*	50	U07151.037.0100
NO.6-32X3/8*	100	U07151.013.0037	1/4-20X3/8*	100	U07151.025.0037	3/8-16X1.1/4*	50	U07151.037.0125
NO.6-32X1/2*	100	U07151.013.0050	1/4-20X1/2*	100	U07151.025.0050	3/8-16X1.1/2*	25	U07151.037.0150
NO.6-32X5/8*	100	U07151.013.0062	1/4-20X5/8*	100	U07151.025.0062			
			1/4-20X3/4*	100	U07151.025.0075	1/2-13X1 Inch*	10	U07151.050.0100
NO.8-32X1/4*	100	U07151.016.0025	1/4-20X7/8*	100	U07151.025.0087	1/2-13X1.1/4*	10	U07151.050.0125
NO.8-32X3/8*	100	U07151.016.0037	1/4-20X1 Inch*	100	U07151.025.0100	1/2-13X1.1/2*	10	U07151.050.0150
NO.8-32X1/2*	100	U07151.016.0050	1/4-20X1.1/2*	100	U07151.025.0150	1/2-13X2 Inch*	10	U07151.050.0200
NO.8-32X5/8*	100	U07151.016.0062						
NO.8-32X3/4*	100	U07151.016.0075	5/16-18X3/8*	100	U07151.031.0037	5/8-11X1 Inch*	10	U07151.062.0100
NO.8-32X1 Inch*	100	U07151.016.0100	5/16-18X1/2*	100	U07151.031.0050	5/8-11X1.1/2*	10	U07151.062.0150
			5/16-18X3/4*	100	U07151.031.0075	5/8-11X2 Inch*	5	U07151.062.0200
NO.10-24X3/8*	100	U07151.019.0037	5/16-18X1 Inch*	50	U07151.031.0100			
NO.10-24X1/2*	100	U07151.019.0050	5/16-18X1.1/4*	50	U07151.031.0125			

U51030 Šroub s plochou hlavou UNC

X15A

Závit Unified National Coarse
Materiál Nerezocel A2 (AISI 304/18-8)
Třída F879

RoHS

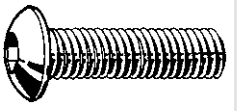

d x L	✉	Kód výrobku	d x L	✉	Kód výrobku	d x L	✉	Kód výrobku
NO.1-64X3/8*	100	U51030.007.0037	NO.4-40X5/8*	100	U51030.011.0062	NO.8-32X3/8*	100	U51030.016.0037
NO.1-64X1/2*	100	U51030.007.0050	NO.4-40X3/4*	100	U51030.011.0075	NO.8-32X7/16*	100	U51030.016.0043
NO.1-64X3/4*	100	U51030.007.0075	NO.4-40X7/8*	100	U51030.011.0087	NO.8-32X1/2*	100	U51030.016.0050
			NO.4-40X1 Inch*	100	U51030.011.0100	NO.8-32X5/8*	100	U51030.016.0062
NO.2-56X1/8*	100	U51030.008.0012				NO.8-32X3/4*	100	U51030.016.0075
NO.2-56X3/16*	100	U51030.008.0018	NO.5-40X1/4*	100	U51030.012.0025	NO.8-32X7/8*	100	U51030.016.0087
NO.2-56X1/4*	100	U51030.008.0025	NO.5-40X5/16*	100	U51030.012.0031	NO.8-32X1 Inch*	100	U51030.016.0100
NO.2-56X5/16*	100	U51030.008.0031	NO.5-40X3/8*	100	U51030.012.0037	NO.8-32X1.1/4*	100	U51030.016.0125
NO.2-56X3/8*	100	U51030.008.0037	NO.5-40X1/2*	100	U51030.012.0050	NO.8-32X1.1/2*	100	U51030.016.0150
NO.2-56X1/2*	100	U51030.008.0050	NO.5-40X5/8*	100	U51030.012.0062			
NO.2-56X5/8*	100	U51030.008.0062	NO.5-40X3/4*	100	U51030.012.0075	NO.10-24X1/4*	100	U51030.019.0025
NO.2-56X3/4*	100	U51030.008.0075	NO.5-40X1 Inch*	100	U51030.012.0100	NO.10-24X5/16*	100	U51030.019.0031
NO.2-56X1 Inch*	100	U51030.008.0100				NO.10-24X3/8*	100	U51030.019.0037
			NO.6-32X3/16*	100	U51030.013.0018	NO.10-24X1/2*	100	U51030.019.0050
NO.3-48X3/16*	100	U51030.009.0018	NO.6-32X1/4*	100	U51030.013.0025	NO.10-24X5/8*	100	U51030.019.0062
NO.3-48X1/4*	100	U51030.009.0025	NO.6-32X5/16*	100	U51030.013.0031	NO.10-24X3/4*	100	U51030.019.0075
NO.3-48X5/16*	100	U51030.009.0031	NO.6-32X3/8*	100	U51030.013.0037	NO.10-24X7/8*	100	U51030.019.0087
NO.3-48X3/8*	100	U51030.009.0037	NO.6-32X7/16*	100	U51030.013.0043	NO.10-24X1 Inch*	100	U51030.019.0100
NO.3-48X1/2*	100	U51030.009.0050	NO.6-32X1/2*	100	U51030.013.0050	NO.10-24X1.1/8*	100	U51030.019.0112
NO.3-48X3/4*	100	U51030.009.0075	NO.6-32X5/8*	100	U51030.013.0062	NO.10-24X1.1/4*	100	U51030.019.0125
NO.3-48X1 Inch*	100	U51030.009.0100	NO.6-32X3/4*	100	U51030.013.0075	NO.10-24X1.1/2*	100	U51030.019.0150
			NO.6-32X7/8*	100	U51030.013.0087	NO.10-24X1.3/4*	100	U51030.019.0175
NO.4-40X1/8*	100	U51030.011.0012	NO.6-32X1 Inch*	100	U51030.013.0100	NO.10-24X2 Inch*	100	U51030.019.0200
NO.4-40X3/16*	100	U51030.011.0018	NO.6-32X1.1/4*	100	U51030.013.0125			
NO.4-40X1/4*	100	U51030.011.0025	NO.6-32X1.1/2*	100	U51030.013.0150	1/4-20X5/16*	100	U51030.025.0031
NO.4-40X5/16*	100	U51030.011.0031				1/4-20X3/8*	100	U51030.025.0037
NO.4-40X3/8*	100	U51030.011.0037	NO.8-32X3/16*	100	U51030.016.0018	1/4-20X1/2*	100	U51030.025.0050
NO.4-40X7/16*	100	U51030.011.0043	NO.8-32X1/4*	100	U51030.016.0025	1/4-20X5/8*	100	U51030.025.0062
NO.4-40X1/2*	100	U51030.011.0050	NO.8-32X5/16*	100	U51030.016.0031	1/4-20X3/4*	100	U51030.025.0075

U51030 Šroub s plochou hlavou UNC ←

d x L	✉	Kód výrobku	d x L	✉	Kód výrobku	d x L	✉	Kód výrobku
1/4-20X7/8*	100	U51030.025.0087	5/16-18X1 Inch*	50	U51030.031.0100	3/8-16X2 Inch*	25	U51030.037.0200
1/4-20X1 Inch*	100	U51030.025.0100	5/16-18X1.1/4*	50	U51030.031.0125	3/8-16X2.1/2*	25	U51030.037.0250
1/4-20X1.1/4*	100	U51030.025.0125	5/16-18X1.1/2*	50	U51030.031.0150	3/8-16X3 Inch*	10	U51030.037.0300
1/4-20X1.1/2*	100	U51030.025.0150	5/16-18X1.3/4*	50	U51030.031.0175			
1/4-20X1.3/4*	100	U51030.025.0175	5/16-18X2 Inch*	50	U51030.031.0200	1/2-13X1 Inch*	10	U51030.050.0100
1/4-20X2 Inch*	50	U51030.025.0200				1/2-13X1.1/4*	10	U51030.050.0125
			3/8-16X1/2*	50	U51030.037.0050	1/2-13X1.1/2*	10	U51030.050.0150
5/16-18X3/8*	100	U51030.031.0037	3/8-16X3/4*	50	U51030.037.0075	1/2-13X1.3/4*	10	U51030.050.0175
5/16-18X1/2*	100	U51030.031.0050	3/8-16X1 Inch*	50	U51030.037.0100	1/2-13X2 Inch*	10	U51030.050.0200
5/16-18X5/8*	100	U51030.031.0062	3/8-16X1.1/4*	50	U51030.037.0125	1/2-13X2.1/2*	10	U51030.050.0250
5/16-18X3/4*	100	U51030.031.0075	3/8-16X1.1/2*	25	U51030.037.0150	1/2-13X3 Inch*	5	U51030.050.0300
5/16-18X7/8*	100	U51030.031.0087	3/8-16X1.3/4*	25	U51030.037.0175			

Šroub s plochou hlavou UNF

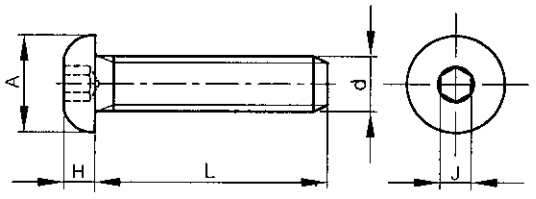

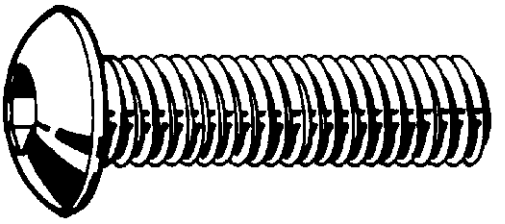

Technické údaje

d	A	H	J	Závitů na palec
No.0	0.114	0.032	0.035	80
No.1	0.139	0.039	0.050	72
No.10	0.361	0.101	1/8	32
1/4	0.437	0.132	5/32	28
5/16	0.547	0.166	3/16	24
3/8	0.656	0.199	7/32	24

- Díky nepříznivé geometrii hlavy má tento spojovací materiál sníženou schopnost zatížení.

Skupiny produktů

Závit	Typ drážky	Materiál	Třída	Kód	Strana
UNF	S vnitřním šestihranem	Oc	Grade 5	U07230	2-58
UNF	S vnitřním šestihranem	NO A2 (AISI304/18-8)	F879	U51130	2-59

U07230 Šroub s plochou hlavou UNF **X05A**

Závit Unified National Fine
Materiál Ocel
Třída Grade 5

RoHS

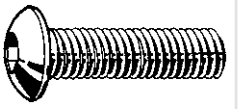

d x L	✉	Kód výrobku	d x L	✉	Kód výrobku	d x L	✉	Kód výrobku
NO.0-80X1/8*	100	U07230.006.0012	NO.10-32X1/4*	100	U07230.019.0025	1/4-28X5/8*	100	U07230.025.0062
NO.0-80X3/16*	100	U07230.006.0018	NO.10-32X5/16*	100	U07230.019.0031	1/4-28X3/4*	100	U07230.025.0075
NO.0-80X1/4*	100	U07230.006.0025	NO.10-32X3/8*	100	U07230.019.0037	1/4-28X1 Inch*	100	U07230.025.0100
NO.0-80X5/16*	100	U07230.006.0031	NO.10-32X1/2*	100	U07230.019.0050	1/4-28X1.1/2*	100	U07230.025.0150
NO.0-80X3/8*	100	U07230.006.0037	NO.10-32X5/8*	100	U07230.019.0062	1/4-28X2 Inch*	50	U07230.025.0200
NO.0-80X1/2*	100	U07230.006.0050	NO.10-32X3/4*	100	U07230.019.0075			
			NO.10-32X7/8*	100	U07230.019.0087	5/16-24X3/8*	100	U07230.031.0037
NO.1-72X3/16*	100	U07230.007.0018	NO.10-32X1 Inch*	100	U07230.019.0100	5/16-24X1/2*	100	U07230.031.0050
NO.1-72X1/4*	100	U07230.007.0025	NO.10-32X1.1/4*	100	U07230.019.0125	5/16-24X5/8*	100	U07230.031.0062
NO.1-72X5/16*	100	U07230.007.0031	NO.10-32X1.1/2*	100	U07230.019.0150	5/16-24X3/4*	100	U07230.031.0075
NO.1-72X3/8*	100	U07230.007.0037	NO.10-32X1.3/4*	100	U07230.019.0175	5/16-24X1 Inch*	50	U07230.031.0100
NO.1-72X1/2*	100	U07230.007.0050	NO.10-32X2 Inch*	100	U07230.019.0200			
NO.1-72X5/8*	100	U07230.007.0062				3/8-24X1/2*	50	U07230.037.0050
NO.1-72X3/4*	100	U07230.007.0075	1/4-28X3/8*	100	U07230.025.0037	3/8-24X3/4*	50	U07230.037.0075
			1/4-28X1/2*	100	U07230.025.0050	3/8-24X1 Inch*	50	U07230.037.0100

U51130 Šroub s plochou hlavou UNF **X15A**

Závit Unified National Fine
Materiál Nerezocel A2 (AISI 304/18-8)
Třída F879

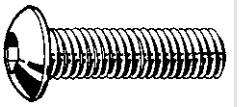

d x L	✉	Kód výrobku	d x L	✉	Kód výrobku	d x L	✉	Kód výrobku
NO.0-80X1/8	100	U51130.006.0012	NO.1-72X1/2*	100	U51130.007.0050	NO.10-32X1 Inch*	100	U51130.019.0100
NO.0-80X3/16*	100	U51130.006.0018	NO.1-72X5/8*	100	U51130.007.0062	NO.10-32X1.1/4*	100	U51130.019.0125
NO.0-80X1/4*	100	U51130.006.0025	NO.1-72X3/4*	100	U51130.007.0075	NO.10-32X1.1/2*	100	U51130.019.0150
NO.0-80X5/16*	100	U51130.006.0031				NO.10-32X1.3/4*	100	U51130.019.0175
NO.0-80X3/8*	100	U51130.006.0037	NO.10-32X1/4*	100	U51130.019.0025	NO.10-32X2 Inch*	100	U51130.019.0200
NO.0-80X1/2*	100	U51130.006.0050	NO.10-32X5/16*	100	U51130.019.0031			
			NO.10-32X3/8*	100	U51130.019.0037	1/4-28X2 Inch*	50	U51130.025.0200
NO.1-72X1/8*	100	U51130.007.0012	NO.10-32X7/16*	100	U51130.019.0043			
NO.1-72X3/16*	100	U51130.007.0018	NO.10-32X1/2*	100	U51130.019.0050	5/16-24X3/8*	100	U51130.031.0037
NO.1-72X1/4*	100	U51130.007.0025	NO.10-32X5/8*	100	U51130.019.0062	5/16-24X1/2*	100	U51130.031.0050
NO.1-72X5/16*	100	U51130.007.0031	NO.10-32X3/4*	100	U51130.019.0075	5/16-24X1 Inch*	50	U51130.031.0100
NO.1-72X3/8*	100	U51130.007.0037	NO.10-32X7/8*	100	U51130.019.0087	5/16-24X1.1/2*	50	U51130.031.0150

Šroub s půlkulatou hlavou s vnitřním šestihranem a nákružkem

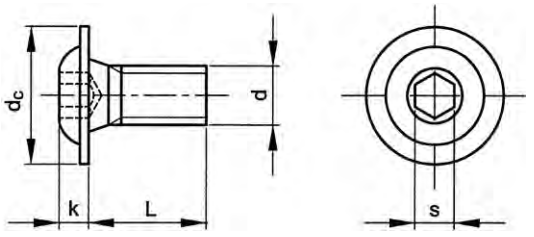

ISO 7380-2



Technické údaje

d	d_c (max.)	k (max.)	P	Plný závit L ≤	s
M3	6.9	1.65	0.5	12	2
M4	9.4	2.2	0.7	16	2.5
M5	11.8	2.75	0.8	30	3
M6	13.6	3.3	1	30	4
M8	17.8	4.4	1.25	40	5
M10	21.9	5.5	1.5	40	6
M12	26.0	6.6	1.75	50	8

- Díky nepříznivé geometrii hlavy má tento spojovací materiál sníženou schopnost zatížení.
- Pokud je nutné označit ocelový spojovací materiál se sníženým zatížením (jako 8.8 /.10.9 / 12.9), k označení pevnostní třídy je přidána “0”. Tedy 8.8 → 08.8 a 10.9 → 010.9 a 12.9 → 012.9.
- Spojovací materiál z nerezové ocele je označen jen symbolem stupně ocele bez pevnostní třídy 70 (tedy A2-70 → A2).
- Staré a nové označení se může v některých případech vyskytnout vedle sebe.

Skupiny produktů

Závit	Typ drážky	Materiál	Třída	Povrchová úprava	Kód	Strana
M	S vnitřním šestihranem	Oc	010.9	Zn	07141	2-59
M	S vnitřním šestihranem	NO A2			51028	2-60
M	S vnitřním šestihranem	NO A4			55025	2-61

07141 Šroub s půlkulatou hlavou s vnitřním šestihranem a nákružkem **D04A**

Závit Metrický závit
Materiál Ocel
Třída 010.9
Povrchová úprava Pozinkované

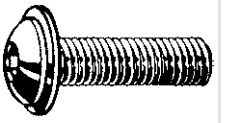

d x L	✉	Kód výrobku	d x L	✉	Kód výrobku	d x L	✉	Kód výrobku
M3X6	200	07141.030.006	M4X10	200	07141.040.010	M5X10	200	07141.050.010
M3X8	200	07141.030.008	M4X12	200	07141.040.012	M5X12	200	07141.050.012
M3X10	200	07141.030.010	M4X16	200	07141.040.016	M5X16	200	07141.050.016
M3X12	200	07141.030.012	M4X20	200	07141.040.020	M5X20	200	07141.050.020
M3X16	200	07141.030.016	M4X25	200	07141.040.025	M5X25	200	07141.050.025
M3X20	200	07141.030.020	M4X30	200	07141.040.030	M5X30	200	07141.050.030
M3X25	200	07141.030.025	M4X40	200	07141.040.040	M5X40	200	07141.050.040
M3X30	200	07141.030.030	M4X45	200	07141.040.045	M5X45	200	07141.050.045
						M5X50	200	07141.050.050
M4X6	200	07141.040.006	M5X6	200	07141.050.006			
M4X8	200	07141.040.008	M5X8	200	07141.050.008	M6X8	200	07141.060.008

07141 Šroub s půlkulatou hlavou s vnitřním šestihranem a nákružkem

d x L	✉	Kód výrobku	d x L	✉	Kód výrobku	d x L	✉	Kód výrobku
M6X10	200	07141.060.010	M8X25	200	07141.080.025	M10X50	100	07141.100.050
M6X12	200	07141.060.012	M8X30	200	07141.080.030	M10X60	100	07141.100.060
M6X16	200	07141.060.016	M8X35	200	07141.080.035			
M6X20	200	07141.060.020	M8X40	200	07141.080.040	M12X20	100	07141.120.020
M6X25	200	07141.060.025	M8X45	200	07141.080.045	M12X25	100	07141.120.025
M6X30	200	07141.060.030	M8X50	200	07141.080.050	M12X30	100	07141.120.030
M6X35	200	07141.060.035	M8X60	200	07141.080.060	M12X35	100	07141.120.035
M6X40	200	07141.060.040				M12X40	100	07141.120.040
M6X50	200	07141.060.050	M10X16	200	07141.100.016	M12X45	100	07141.120.045
M6X60	200	07141.060.060	M10X20	200	07141.100.020	M12X50	100	07141.120.050
			M10X25	200	07141.100.025	M12X60	100	07141.120.060
M8X10	200	07141.080.010	M10X30	200	07141.100.030	M12X70	100	07141.120.070
M8X12	200	07141.080.012	M10X35	100	07141.100.035	M12X80	50	07141.120.080
M8X16	200	07141.080.016	M10X40	100	07141.100.040			
M8X20	200	07141.080.020	M10X45	100	07141.100.045			

- UPOZORNĚNÍ: Elektrolytické pokovení těchto produktů může způsobit vodíkovou křehkost.

51028 Šroub s půlkulatou hlavou s vnitřním šestihranem a nákružkem R09A

Závit Metrický závit
Materiál Nerezocel A2

RoHS

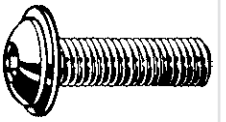

d x L	✉	Kód výrobku	d x L	✉	Kód výrobku	d x L	✉	Kód výrobku
M3X3*	1000	51028.030.003	M5X40	200	51028.050.040	M8X70*	100	51028.080.070
M3X4*	1000	51028.030.004	M5X45*	200	51028.050.045	M8X75*	100	51028.080.075
M3X5*	1000	51028.030.005	M5X50*	200	51028.050.050	M8X80*	100	51028.080.080
M3X6	50	51028.030.006	M5X55*	200	51028.050.055	M8X90*	100	51028.080.090
M3X8	50	51028.030.008	M5X60*	100	51028.050.060	M8X100*	50	51028.080.100
M3X10	50	51028.030.010	M5X65*	100	51028.050.065	M8X110*	50	51028.080.110
M3X12	50	51028.030.012	M5X70*	100	51028.050.070	M8X120*	50	51028.080.120
M3X14*	1000	51028.030.014	M5X75*	100	51028.050.075			
M3X16	50	51028.030.016	M5X80*	100	51028.050.080	M10X12*	100	51028.100.012
M3X18*	1000	51028.030.018				M10X14*	100	51028.100.014
M3X20	50	51028.030.020	M6X6*	500	51028.060.006	M10X16	25	51028.100.016
M3X22*	1000	51028.030.022	M6X8	25	51028.060.008	M10X18*	100	51028.100.018
M3X25*	1000	51028.030.025	M6X10	25	51028.060.010	M10X20	25	51028.100.020
M3X30*	1000	51028.030.030	M6X12	25	51028.060.012	M10X22*	100	51028.100.022
M3X35*	500	51028.030.035	M6X14*	200	51028.060.014	M10X25	25	51028.100.025
M3X40*	500	51028.030.040	M6X16	25	51028.060.016	M10X30	10	51028.100.030
M3X45*	500	51028.030.045	M6X18*	200	51028.060.018	M10X35	10	51028.100.035
M3X50*	200	51028.030.050	M6X20	25	51028.060.020	M10X40	10	51028.100.040
			M6X22	200	51028.060.022	M10X45*	100	51028.100.045
M4X4*	1000	51028.040.004	M6X25	25	51028.060.025	M10X50*	50	51028.100.050
M4X5*	1000	51028.040.005	M6X30	25	51028.060.030	M10X55*	50	51028.100.055
M4X6	50	51028.040.006	M6X35	25	51028.060.035	M10X60*	50	51028.100.060
M4X8	50	51028.040.008	M6X40	25	51028.060.040	M10X65*	50	51028.100.065
M4X10	50	51028.040.010	M6X45	100	51028.060.045	M10X70*	50	51028.100.070
M4X12	50	51028.040.012	M6X50	100	51028.060.050	M10X75*	50	51028.100.075
M4X14*	1000	51028.040.014	M6X55*	100	51028.060.055	M10X80*	50	51028.100.080
M4X16	50	51028.040.016	M6X60	100	51028.060.060	M10X90*	50	51028.100.090
M4X18*	1000	51028.040.018	M6X65*	100	51028.060.065	M10X100*	50	51028.100.100
M4X20	50	51028.040.020	M6X70*	100	51028.060.070	M10X110*	50	51028.100.110
M4X22*	500	51028.040.022	M6X75*	100	51028.060.075	M10X120*	50	51028.100.120
M4X25	50	51028.040.025	M6X80*	100	51028.060.080			
M4X30	50	51028.040.030	M6X90*	100	51028.060.090	M12X16*	50	51028.120.016
M4X35*	200	51028.040.035	M6X100*	100	51028.060.100	M12X18*	50	51028.120.018
M4X40*	200	51028.040.040	M6X120*	100	51028.060.120	M12X20*	50	51028.120.020
M4X45*	200	51028.040.045				M12X25*	50	51028.120.025
M4X50*	200	51028.040.050	M8X8*	500	51028.080.008	M12X30*	50	51028.120.030
M4X55*	200	51028.040.055	M8X10	25	51028.080.010	M12X35*	50	51028.120.035
M4X60*	100	51028.040.060	M8X12	25	51028.080.012	M12X40*	50	51028.120.040
			M8X14*	200	51028.080.014	M12X45*	50	51028.120.045
M5X5	500	51028.050.005	M8X16	25	51028.080.016	M12X50*	50	51028.120.050
M5X6*	500	51028.050.006	M8X18*	200	51028.080.018	M12X55*	50	51028.120.055
M5X8	50	51028.050.008	M8X20	25	51028.080.020	M12X60*	50	51028.120.060
M5X10	50	51028.050.010	M8X22*	200	51028.080.022	M12X65*	50	51028.120.065
M5X12	50	51028.050.012	M8X25	25	51028.080.025	M12X70*	50	51028.120.070
M5X14*	500	51028.050.014	M8X30	25	51028.080.030	M12X75*	25	51028.120.075
M5X16	50	51028.050.016	M8X35	25	51028.080.035	M12X80*	25	51028.120.080
M5X18*	500	51028.050.018	M8X40	25	51028.080.040	M12X90*	25	51028.120.090
M5X20	50	51028.050.020	M8X45	100	51028.080.045	M12X100*	25	51028.120.100
M5X22*	500	51028.050.022	M8X50	100	51028.080.050	M12X110*	25	51028.120.110
M5X25	25	51028.050.025	M8X55*	100	51028.080.055	M12X120*	25	51028.120.120
M5X30	25	51028.050.030	M8X60*	100	51028.080.060			
M5X35	200	51028.050.035	M8X65*	100	51028.080.065			

55025 Šroub s půlkulatou hlavou s vnitřním šestihranem a nákružkem R49A

Závit Metrický závit
Materiál Nerezocel A4

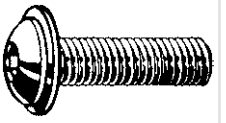

d x L	✉	Kód výrobku
M3X3*	1000	55025.030.003
M3X4*	1000	55025.030.004
M3X5*	1000	55025.030.005
M3X6*	1000	55025.030.006
M3X8*	1000	55025.030.008
M3X10*	1000	55025.030.010
M3X12*	1000	55025.030.012
M3X14*	1000	55025.030.014
M3X16*	1000	55025.030.016
M3X18*	1000	55025.030.018
M3X20*	1000	55025.030.020
M3X22*	1000	55025.030.022
M3X25*	1000	55025.030.025
M3X30*	1000	55025.030.030
M4X4*	1000	55025.040.004
M4X5*	1000	55025.040.005
M4X6*	1000	55025.040.006
M4X8*	1000	55025.040.008
M4X10*	1000	55025.040.010
M4X12*	1000	55025.040.012
M4X14*	1000	55025.040.014
M4X16*	1000	55025.040.016
M4X18*	1000	55025.040.018
M4X20*	500	55025.040.020
M4X22*	500	55025.040.022
M4X25*	500	55025.040.025
M4X30*	500	55025.040.030
M4X35*	200	55025.040.035
M4X40*	200	55025.040.040
M4X45*	200	55025.040.045
M4X50*	200	55025.040.050
M5X5*	500	55025.050.005
M5X6*	500	55025.050.006
M5X8*	500	55025.050.008
M5X10*	500	55025.050.010

d x L	✉	Kód výrobku
M5X12*	500	55025.050.012
M5X14*	500	55025.050.014
M5X16*	500	55025.050.016
M5X18*	500	55025.050.018
M5X20*	500	55025.050.020
M5X22*	500	55025.050.022
M5X25*	200	55025.050.025
M5X30*	200	55025.050.030
M5X35*	200	55025.050.035
M5X40*	200	55025.050.040
M5X45*	200	55025.050.045
M5X50*	200	55025.050.050
M5X60*	100	55025.050.060
M6X6*	500	55025.060.006
M6X8*	500	55025.060.008
M6X10*	500	55025.060.010
M6X12*	200	55025.060.012
M6X14*	200	55025.060.014
M6X16*	200	55025.060.016
M6X18*	200	55025.060.018
M6X20*	200	55025.060.020
M6X22*	200	55025.060.022
M6X25*	200	55025.060.025
M6X30*	200	55025.060.030
M6X35*	200	55025.060.035
M6X40*	200	55025.060.040
M6X45*	100	55025.060.045
M6X50*	100	55025.060.050
M6X55*	100	55025.060.055
M6X60*	100	55025.060.060
M6X65*	100	55025.060.065
M6X70*	100	55025.060.070
M6X75*	100	55025.060.075
M8X8*	500	55025.080.008

d x L	✉	Kód výrobku
M8X10*	500	55025.080.010
M8X12*	500	55025.080.012
M8X14*	200	55025.080.014
M8X16*	200	55025.080.016
M8X18*	200	55025.080.018
M8X20*	200	55025.080.020
M8X22*	200	55025.080.022
M8X25*	100	55025.080.025
M8X30*	100	55025.080.030
M8X35*	100	55025.080.035
M8X40*	100	55025.080.040
M8X45*	100	55025.080.045
M8X50*	100	55025.080.050
M8X55*	100	55025.080.055
M8X60*	100	55025.080.060
M8X65*	100	55025.080.065
M8X70*	100	55025.080.070
M8X75*	100	55025.080.075
M8X80*	100	55025.080.080
M8X90*	100	55025.080.090
M8X100*	50	55025.080.100
M10X12*	100	55025.100.012
M10X16*	100	55025.100.016
M10X20*	100	55025.100.020
M10X25*	100	55025.100.025
M10X30*	100	55025.100.030
M10X35*	100	55025.100.035
M10X40*	100	55025.100.040
M10X45*	100	55025.100.045
M10X50*	50	55025.100.050
M10X55*	50	55025.100.055
M10X60*	50	55025.100.060
M10X80*	50	55025.100.080
M10X90*	50	55025.100.090
M10X100*	50	55025.100.100

Šroub s půlkulatou hlavou s T-hvězdicí a nákružkem

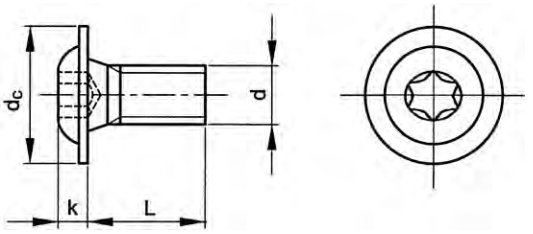

ISO ≈7380-2

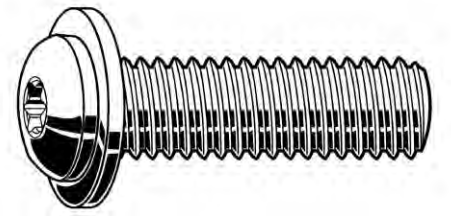

Technické údaje

d	d_c (max.)	Drážka	k (max.)	P
M3	6.9	T10	1.65	0.5
M4	9.4	T20	2.2	0.7
M5	11.8	T25	2.75	0.8
M6	13.6	T30	3.3	1
M8	17.8	T40	4.4	1.25
M10	21.9	T50	5.5	1.50

- Díky nepříznivé geometrii hlavy má tento spojovací materiál sníženou schopnost zatížení.
- Spojovací materiál z nerezové ocele je označen jen symbolem stupně ocele bez pevnostní třídy 70 (tedy A2-70 → A2).

51041 Šroub s půlkulatou hlavou s T-hvězdicí a nákružkem **Q05A**

Závit Metrický závit
Materiál Nerezocel A2

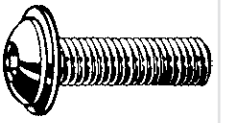

d x L	✉	Kód výrobku	d x L	✉	Kód výrobku	d x L	✉	Kód výrobku
M3X4*	1000	51041.030.004	M5X6*	500	51041.050.006	M6X40*	200	51041.060.040
M3X5*	1000	51041.030.005	M5X8*	500	51041.050.008	M6X45*	100	51041.060.045
M3X6*	1000	51041.030.006	M5X10	500	51041.050.010	M6X50*	100	51041.060.050
M3X8*	1000	51041.030.008	M5X12	500	51041.050.012	M6X55*	100	51041.060.055
M3X10*	1000	51041.030.010	M5X14*	500	51041.050.014	M6X60*	100	51041.060.060
M3X12*	1000	51041.030.012	M5X16*	500	51041.050.016			
M3X14*	1000	51041.030.014	M5X18*	500	51041.050.018	M8X8*	500	51041.080.008
M3X16*	1000	51041.030.016	M5X20*	500	51041.050.020	M8X10*	200	51041.080.010
M3X18*	1000	51041.030.018	M5X22*	500	51041.050.022	M8X12*	200	51041.080.012
M3X20*	1000	51041.030.020	M5X25*	500	51041.050.025	M8X16*	200	51041.080.016
M3X22*	1000	51041.030.022	M5X30*	200	51041.050.030	M8X20*	200	51041.080.020
M3X25*	1000	51041.030.025	M5X35*	200	51041.050.035	M8X25*	100	51041.080.025
			M5X40*	200	51041.050.040	M8X30*	100	51041.080.030
M4X4*	1000	51041.040.004	M5X45*	200	51041.050.045	M8X35*	100	51041.080.035
M4X5*	1000	51041.040.005	M5X50*	200	51041.050.050	M8X40*	100	51041.080.040
M4X6*	1000	51041.040.006	M5X60*	100	51041.050.060	M8X45*	100	51041.080.045
M4X8*	1000	51041.040.008				M8X50*	100	51041.080.050
M4X10*	1000	51041.040.010	M6X6*	500	51041.060.006	M8X55*	100	51041.080.055
M4X12*	1000	51041.040.012	M6X8*	500	51041.060.008	M8X60*	100	51041.080.060
M4X14*	1000	51041.040.014	M6X10*	500	51041.060.010	M8X70*	100	51041.080.070
M4X16*	1000	51041.040.016	M6X12*	500	51041.060.012	M8X80*	100	51041.080.080
M4X20*	500	51041.040.020	M6X14*	500	51041.060.014			
M4X22*	500	51041.040.022	M6X16*	200	51041.060.016	M10X16*	100	51041.100.016
M4X25*	500	51041.040.025	M6X18*	200	51041.060.018	M10X20*	100	51041.100.020
M4X30*	500	51041.040.030	M6X20*	200	51041.060.020	M10X25*	100	51041.100.025
M4X35*	200	51041.040.035	M6X22*	200	51041.060.022	M10X30*	100	51041.100.030
M4X40*	200	51041.040.040	M6X25*	200	51041.060.025	M10X35*	100	51041.100.035
			M6X30*	200	51041.060.030	M10X60*	50	51041.100.060
M5X5*	500	51041.050.005	M6X35*	200	51041.060.035			

Samojistící šroub s hlavou s vnitřním šestihranem a nákružkem

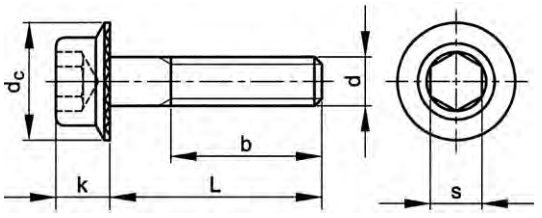



Technické údaje

d	b	d_c (max.)	k (max.)	P	Plný závit L ≤	s
M5	22	11	5	0.8	-	4
M6	24	13.5	6	1	25	5
M8	28	17	8	1.25	30	6
M10	32	19.5	10	1.5	35	8
M12	36	22.5	12	1.75	35	10

- Samojistící šrouby RIPP s nákružkem jsou označené pevnostní třídou 100 s min. pevností tahem 1040N/mm^2.
- Šrouby jsou povrchově tvrzené a proto nemohou být klasifikovány jako pevnostní třída 10.9.

Přednosti pojistných šroubů RIPP s vnitřním šestihranem a límcem:
- vroubkovaný límec eliminuje poškození povrchu při montáži, zabraňuje samovolnému povolení
- prostřednictvím límce je zajištěno rozložení sil pod hlavou šroubu na větší plochu, což má za následek nižší povrchový tlak
- velké otvory nebo obráběné otvory mohou být překryty límcem
- podložka nebo zajišťující prvek není potřeba

MONTÁŽNÍ PŘEDPĚTÍ F_M v kN a UTAHOVACÍ MOMENT M_A v Nm

Třída	Spojovaný materiál	M5		M6		M8		M10		M12	
		F_M	M_A	F_M	M_A	F_M	M_A	F_M	M_A	F_M	M_A
100	Ocel (Rm < 800 N/mm^2)	9	13	12,6	24	23,2	45	37	90	54	150
	Ocel (Rm ≥ 800 N/mm^2)	9	11	12,6	20	23,2	42	37	85	54	140
	Temperovaná litina	9	10	12,6	19	23,2	39	37	80	54	120

07095 RIPP Samojistící šroub s hlavou s vnitřním šestihranem a nákružkem **D93A**

Závit Metrický závit
Materiál Ocel
Třída 100

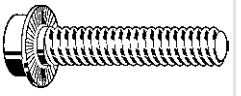

d x L	✉	Kód výrobku	d x L	✉	Kód výrobku	d x L	✉	Kód výrobku
M5X10	500	07095.050.010				M10X35	100	07095.100.035
M5X12	500	07095.050.012	M8X12	200	07095.080.012	M10X40	100	07095.100.040
M5X16	500	07095.050.016	M8X16	200	07095.080.016			
M5X20	500	07095.050.020	M8X20	200	07095.080.020	M12X20	100	07095.120.020
			M8X25	200	07095.080.025	M12X25	100	07095.120.025
M6X10	500	07095.060.010	M8X30	200	07095.080.030	M12X30	100	07095.120.030
M6X12	500	07095.060.012	M8X40	200	07095.080.040	M12X35	100	07095.120.035
M6X16	500	07095.060.016				M12X40	100	07095.120.040
M6X20	500	07095.060.020	M10X20	200	07095.100.020	M12X45	100	07095.120.045
M6X25	500	07095.060.025	M10X25	200	07095.100.025	M12X50	100	07095.120.050
M6X30	500	07095.060.030	M10X30	200	07095.100.030			

- UPOZORNĚNÍ: Elektrolytické pokovení těchto produktů může způsobit vodíkovou křehkost.

Šroub s osazením a vnitřním šestihranem f9

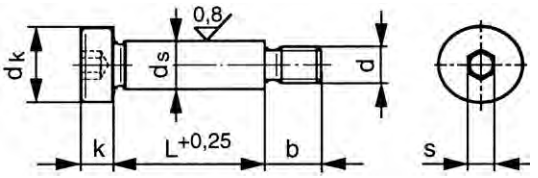

ISO	**≈7379**
ASME	≈B18.3.3M
BS	≈4168-7

Technické údaje

d	Tolerance f9 (min.)	Tolerance f9 (max.)	b	d_k (max.)	d_s (jmen.)	k (max.)	P	s
M5	5.960	5.990	9.5	10.22	6	4.5	0.8	3
M6	7.951	7.987	11	13.27	8	5.5	1	4
M8	9.951	9.987	13	16.27	10	7	1.25	5
M10	11.941	11.984	16	18.27	12	9	1.5	6
M12	15.941	15.984	18	24.33	16	11	1.75	8
M16	19.928	19.980	22	30.33	20	14	2	10
M20	23.928	23.980	27	36.39	24	16	2.5	12

- Díky nepříznivé geometrii hlavy má tento spojovací materiál sníženou schopnost zatížení.
- Pokud je nutné označit ocelový spojovací materiál se sníženým zatížením (jako 8.8 /.10.9 / 12.9), k označení pevnostní třídy je přidána “0”. Tedy 8.8 → 08.8 a 10.9 → 010.9 a 12.9 → 012.9.
- Spojovací materiál z nerezové ocele je označen jen symbolem stupně ocele bez pevnostní třídy 70 (tedy A2-70 → A2).
- Staré a nové označení se může v některých případech vyskytnout vedle sebe.

Příklad použití

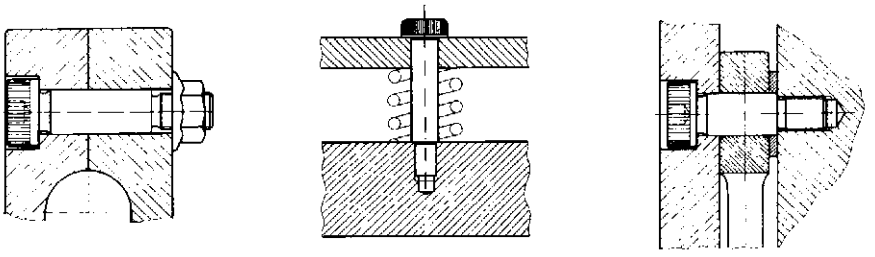

Skupiny produktů

Závit	Typ drážky	Materiál	Třída	Kód	Strana
M	S vnitřním šestihranem	Oc	012.9	07111	2-64
M	S vnitřním šestihranem	NO A2		51044	2-65

07111 **Šroub s osazením a vnitřním šestihranem f9** **D93A**

Závit	Metrický závit
Materiál	Ocel
Třída	012.9

(d) d_s x L	✉	Kód výrobku	(d) d_s x L	✉	Kód výrobku	(d) d_s x L	✉	Kód výrobku
M5 6X6	50	07111.050.006	M6 8X50	50	07111.060.050	M10 12X16	25	07111.100.016
M5 6X8	50	07111.050.008	M6 8X60	50	07111.060.060	M10 12X20	25	07111.100.020
M5 6X10	50	07111.050.010	M6 8X70	50	07111.060.070	M10 12X25	25	07111.100.025
M5 6X12	50	07111.050.012				M10 12X30	25	07111.100.030
M5 6X16	50	07111.050.016	M8 10X10	50	07111.080.010	M10 12X35	25	07111.100.035
M5 6X20	50	07111.050.020	M8 10X12	50	07111.080.012	M10 12X40	25	07111.100.040
M5 6X25	50	07111.050.025	M8 10X16	50	07111.080.016	M10 12X45	25	07111.100.045
M5 6X30	50	07111.050.030	M8 10X20	50	07111.080.020	M10 12X50	25	07111.100.050
M5 6X35	50	07111.050.035	M8 10X25	50	07111.080.025	M10 12X55	25	07111.100.055
M5 6X40	50	07111.050.040	M8 10X30	50	07111.080.030	M10 12X60	25	07111.100.060
M5 6X45	50	07111.050.045	M8 10X35	50	07111.080.035	M10 12X70	25	07111.100.070
M5 6X50	50	07111.050.050	M8 10X40	50	07111.080.040	M10 12X80	25	07111.100.080
			M8 10X45	50	07111.080.045	M10 12X90	25	07111.100.090
M6 8X8	50	07111.060.008	M8 10X50	50	07111.080.050	M10 12X100	25	07111.100.100
M6 8X10	50	07111.060.010	M8 10X55	50	07111.080.055	M10 12X120	25	07111.100.120
M6 8X12	50	07111.060.012	M8 10X60	50	07111.080.060			
M6 8X16	50	07111.060.016	M8 10X70	50	07111.080.070	M12 16X20	25	07111.120.020
M6 8X20	50	07111.060.020	M8 10X80	50	07111.080.080	M12 16X25	25	07111.120.025
M6 8X25	50	07111.060.025	M8 10X90	50	07111.080.090	M12 16X30	25	07111.120.030
M6 8X30	50	07111.060.030	M8 10X100	25	07111.080.100	M12 16X35	25	07111.120.035
M6 8X35	50	07111.060.035	M8 10X120	25	07111.080.120	M12 16X40	25	07111.120.040
M6 8X40	50	07111.060.040				M12 16X45	25	07111.120.045
M6 8X45	50	07111.060.045	M10 12X12	25	07111.100.012	M12 16X50	25	07111.120.050

07111 Šroub s osazením a vnitřním šestihranem f9

(d) d_s x L	✉	Kód výrobku	(d) d_s x L	✉	Kód výrobku	(d) d_s x L	✉	Kód výrobku
M12 16X55	25	07111.120.055	M16 20X40	10	07111.160.040			
M12 16X60	25	07111.120.060	M16 20X45	10	07111.160.045	M20 24X50	5	07111.200.050
M12 16X70	25	07111.120.070	M16 20X50	10	07111.160.050	M20 24X55	5	07111.200.055
M12 16X80	25	07111.120.080	M16 20X55	10	07111.160.055	M20 24X60	5	07111.200.060
M12 16X90	25	07111.120.090	M16 20X60	10	07111.160.060	M20 24X70	5	07111.200.070
M12 16X100	25	07111.120.100	M16 20X70	10	07111.160.070	M20 24X80	5	07111.200.080
M12 16X120	25	07111.120.120	M16 20X80	10	07111.160.080	M20 24X90	5	07111.200.090
			M16 20X90	10	07111.160.090	M20 24X100	5	07111.200.100
M16 20X30	10	07111.160.030	M16 20X100	10	07111.160.100	M20 24X120	5	07111.200.120
M16 20X35	10	07111.160.035	M16 20X120	10	07111.160.120			

- UPOZORNĚNÍ: Elektrolytické pokovení těchto produktů může způsobit vodíkovou křehkost.

51044 Šroub s osazením a vnitřním šestihranem f9 Q05A

Závit Metrický závit
Materiál Nerezocel A2

(d) d_s x L	✉	Kód výrobku	(d) d_s x L	✉	Kód výrobku	(d) d_s x L	✉	Kód výrobku
(M5)6X10	10	51044.050.010	(M8)10X20	10	51044.080.020	(M10)12X80	5	51044.100.080
(M5)6X12	10	51044.050.012	(M8)10X25	10	51044.080.025	(M10)12X100	5	51044.100.100
(M5)6X16	10	51044.050.016	(M8)10X30	10	51044.080.030			
(M5)6X20	10	51044.050.020	(M8)10X40	10	51044.080.040	(M12)16X30	5	51044.120.030
(M5)6X25	10	51044.050.025	(M8)10X50	10	51044.080.050	(M12)16X40	5	51044.120.040
(M5)6X30	10	51044.050.030	(M8)10X60	10	51044.080.060	(M12)16X50	5	51044.120.050
(M5)6X40	10	51044.050.040	(M8)10X70	10	51044.080.070	(M12)16X60	5	51044.120.060
			(M8)10X80	10	51044.080.080	(M12)16X70	5	51044.120.070
(M6)8X12	10	51044.060.012				(M12)16X80	5	51044.120.080
(M6)8X16	10	51044.060.016	(M10)12X16	5	51044.100.016	(M12)16X100	5	51044.120.100
(M6)8X20	10	51044.060.020	(M10)12X20	5	51044.100.020			
(M6)8X25	10	51044.060.025	(M10)12X25	5	51044.100.025	(M16)20X40	3	51044.160.040
(M6)8X30	10	51044.060.030	(M10)12X30	5	51044.100.030	(M16)20X50	3	51044.160.050
(M6)8X40	10	51044.060.040	(M10)12X40	5	51044.100.040	(M16)20X60	3	51044.160.060
(M6)8X50	10	51044.060.050	(M10)12X50	5	51044.100.050	(M16)20X70	3	51044.160.070
			(M10)12X60	5	51044.100.060	(M16)20X80	3	51044.160.080
(M8)10X16	10	51044.080.016	(M10)12X70	5	51044.100.070			

Šroub s osazením a vnitřním šestihranem UNC

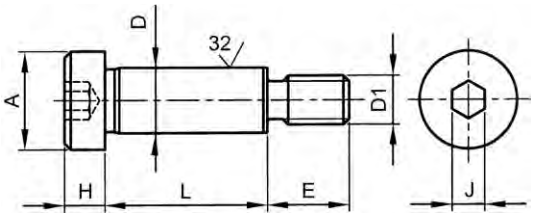

ASME **B18.3**
BS 2470

Technické údaje

D	A (max.)	E	H (max.)	J	Závitů na palec
1/4	0.375	0.375	0.188	1/8	24
5/16	0.438	0.438	0.219	5/32	20
3/8	0.562	0.500	0.250	3/16	18
1/2	0.750	0.625	0.312	1/4	16
5/8	0.875	0.750	0.375	5/16	13
3/4	1.000	0.875	0.500	3/8	11
1 Inch	1.312	1.000	0.625	1/2	10

- Díky nepříznivé geometrii hlavy má tento spojovací materiál sníženou schopnost zatížení.
- Pokud je nutné označit ocelový spojovací materiál se sníženým zatížením (jako 8.8 /.10.9 / 12.9), k označení pevnostní třídy je přidána “0”. Tedy 8.8 → 08.8 a 10.9 → 010.9 a 12.9 → 012.9.
- Spojovací materiál z nerezové ocele je označen jen symbolem stupně ocele bez pevnostní třídy 70 (tedy A2-70 → A2).
- Staré a nové označení se může v některých případech vyskytnout vedle sebe.

Příklad použití

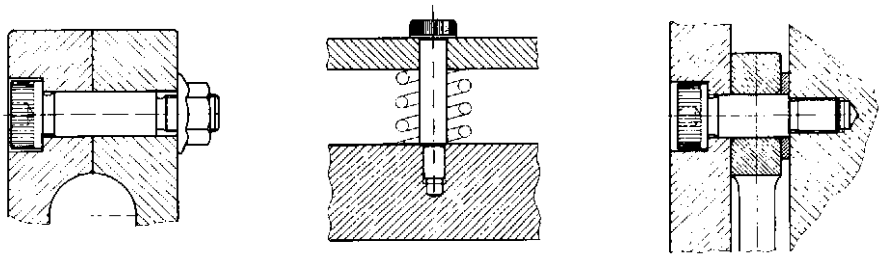

Skupiny produktů

Závit	Typ drážky	Materiál	Třída	Kód	Strana
UNC	S vnitřním šestihranem	Oc	Grade 5	U07111	2-66
UNC	S vnitřním šestihranem	Oc	012.9	07116	2-67
UNC	S vnitřním šestihranem	NO A2 (AISI304/18-8)		U51044	2-67

U07111 **Šroub s osazením a vnitřním šestihranem UNC** **X05A**

Závit Unified National Coarse
Materiál Ocel
Třída Grade 5

(D_1) Dx L	✉	Kód výrobku
(10-24)1/4X1/4*	25	U07111.025.0025
(10-24)1/4X3/8*	25	U07111.025.0037
(10-24)1/4X1/2*	25	U07111.025.0050
(10-24)1/4X5/8*	25	U07111.025.0062
(10-24)1/4X3/4*	25	U07111.025.0075
(10-24)1/4X7/8*	10	U07111.025.0087
(10-24)1/4X1 Inch*	10	U07111.025.0100
(10-24)1/4X1.1/4*	10	U07111.025.0125
(10-24)1/4X1.1/2*	10	U07111.025.0150
(10-24)1/4X1.3/4*	10	U07111.025.0175
(10-24)1/4X2 Inch*	10	U07111.025.0200
(10-24)1/4X2 1/4*	10	U07111.025.0225
(10-24)1/4X2 1/2*	10	U07111.025.0250
(10-24)1/4X3 Inch*	10	U07111.025.0300
(1/4-20)5/16X1/4*	10	U07111.031.0025
(1/4-20)5/16X3/8*	10	U07111.031.0037
(1/4-20)5/16X1/2*	10	U07111.031.0050
(1/4-20)5/16X5/8*	10	U07111.031.0062
(1/4-20)5/16X3/4*	10	U07111.031.0075
(1/4-20)5/16X7/8*	10	U07111.031.0087
(1/4-20)5/16X1 Inch*	10	U07111.031.0100

(D_1) Dx L	✉	Kód výrobku
(1/4-20)5/16X1.1/4*	10	U07111.031.0125
(1/4-20)5/16X1.1/2*	5	U07111.031.0150
(1/4-20)5/16X1.3/4*	5	U07111.031.0175
(1/4-20)5/16X2 Inch*	5	U07111.031.0200
(1/4-20)5/16X2 1/4*	5	U07111.031.0225
(1/4-20)5/16X2 1/2*	5	U07111.031.0250
(1/4-20)5/16X3 Inch*	5	U07111.031.0300
(5/16-18)3/8X1/4*	10	U07111.037.0025
(5/16-18)3/8X3/8*	10	U07111.037.0037
(5/16-18)3/8X1/2*	10	U07111.037.0050
(5/16-18)3/8X5/8*	10	U07111.037.0062
(5/16-18)3/8X3/4*	10	U07111.037.0075
(5/16-18)3/8X7/8*	10	U07111.037.0087
(5/16-18)3/8X1 Inch*	10	U07111.037.0100
(5/16-18)3/8X1.1/4*	10	U07111.037.0125
(5/16-18)3/8X1.1/2*	10	U07111.037.0150
(5/16-18)3/8X1.3/4*	10	U07111.037.0175
(5/16-18)3/8X2 Inch*	10	U07111.037.0200
(5/16-18)3/8X2 1/4*	5	U07111.037.0225
(5/16-18)3/8X2 1/2*	5	U07111.037.0250

(D_1) Dx L	✉	Kód výrobku
(5/16-18)3/8X2 3/4*	5	U07111.037.0275
(5/16-18)3/8X3 Inch*	5	U07111.037.0300
(5/16-18)3/8X3 1/4*	5	U07111.037.0325
(5/16-18)3/8X3 1/2*	5	U07111.037.0350
(5/16-18)3/8X3 3/4*	5	U07111.037.0375
(5/16-18)3/8X4 Inch*	5	U07111.037.0400
(5/16-18)3/8X4 1/2*	5	U07111.037.0450
(5/16-18)3/8X5 Inch*	5	U07111.037.0500
(5/16-18)3/8X6 Inch*	5	U07111.037.0600
(3/8-16)1/2X3/8*	5	U07111.050.0037
(3/8-16)1/2X1/2*	5	U07111.050.0050
(3/8-16)1/2X5/8*	5	U07111.050.0062
(3/8-16)1/2X3/4*	5	U07111.050.0075
(3/8-16)1/2X7/8*	5	U07111.050.0087
(3/8-16)1/2X1 Inch*	5	U07111.050.0100
(3/8-16)1/2X1.1/4*	5	U07111.050.0125
(3/8-16)1/2X1.1/2*	5	U07111.050.0150
(3/8-16)1/2X1.3/4*	5	U07111.050.0175
(3/8-16)1/2X2 Inch*	5	U07111.050.0200
(3/8-16)1/2X2 1/4*	5	U07111.050.0225

U07111 Šroub s osazením a vnitřním šestihranem UNC

(D_1) Dx L	✉	Kód výrobku	(D_1) Dx L	✉	Kód výrobku	(D_1) Dx L	✉	Kód výrobku
(3/8-16)1/2X2 1/2*	5	U07111.050.0250	(1/2-13)5/8X3 1/2*	1	U07111.062.0350	(5/8-11)3/4X3 3/4*	1	U07111.075.0375
(3/8-16)1/2X2 3/4*	5	U07111.050.0275	(1/2-13)5/8X3 3/4*	1	U07111.062.0375	(5/8-11)3/4X4 Inch*	1	U07111.075.0400
(3/8-16)1/2X3 Inch*	5	U07111.050.0300	(1/2-13)5/8X4 Inch*	1	U07111.062.0400	(5/8-11)3/4X4 1/4*	1	U07111.075.0425
(3/8-16)1/2X3 1/4*	5	U07111.050.0325	(1/2-13)5/8X4 1/4*	1	U07111.062.0425	(5/8-11)3/4X4 1/2*	1	U07111.075.0450
(3/8-16)1/2X3 1/2*	5	U07111.050.0350	(1/2-13)5/8X4 1/2*	1	U07111.062.0450	(5/8-11)3/4X4 3/4*	1	U07111.075.0475
(3/8-16)1/2X3 3/4*	5	U07111.050.0375	(1/2-13)5/8X4 3/4*	1	U07111.062.0475	(5/8-11)3/4X5 Inch*	1	U07111.075.0500
(3/8-16)1/2X4 Inch*	5	U07111.050.0400	(1/2-13)5/8X5 Inch*	1	U07111.062.0500	(5/8-11)3/4X5 1/2*	1	U07111.075.0550
(3/8-16)1/2X4 1/4*	5	U07111.050.0425	(1/2-13)5/8X5 1/2*	1	U07111.062.0550	(5/8-11)3/4X6 Inch*	1	U07111.075.0600
(3/8-16)1/2X4 1/2*	5	U07111.050.0450	(1/2-13)5/8X6 Inch*	1	U07111.062.0600	(5/8-11)3/4X7 Inch*	1	U07111.075.0700
(3/8-16)1/2X4 3/4*	5	U07111.050.0475				(5/8-11)3/4X8 Inch*	1	U07111.075.0800
(3/8-16)1/2X5 Inch*	5	U07111.050.0500	(5/8-11)3/4X1/2*	1	U07111.075.0050			
(3/8-16)1/2X5 1/2*	1	U07111.050.0550	(5/8-11)3/4X3/4*	1	U07111.075.0075	(3/4-10)1X1 Inch*	1	U07111.100.0100
(3/8-16)1/2X6 Inch*	1	U07111.050.0600	(5/8-11)3/4X1 Inch*	1	U07111.075.0100	(3/4-10)1X1.1/2*	1	U07111.100.0150
			(5/8-11)3/4X1.1/4*	1	U07111.075.0125	(3/4-10)1X1.3/4*	1	U07111.100.0175
(1/2-13)5/8X1.1/4*	5	U07111.062.0125	(5/8-11)3/4X1.1/2*	1	U07111.075.0150	(3/4-10)1X2 Inch*	1	U07111.100.0200
(1/2-13)5/8X1.1/2*	1	U07111.062.0150	(5/8-11)3/4X1.3/4*	1	U07111.075.0175	(3/4-10)1X2 1/2*	1	U07111.100.0250
(1/2-13)5/8X1.3/4*	1	U07111.062.0175	(5/8-11)3/4X2 Inch*	1	U07111.075.0200	(3/4-10)1X3 Inch*	1	U07111.100.0300
(1/2-13)5/8X2 Inch*	1	U07111.062.0200	(5/8-11)3/4X2 1/4*	1	U07111.075.0225	(3/4-10)1X3 1/2*	1	U07111.100.0350
(1/2-13)5/8X2 1/4*	1	U07111.062.0225	(5/8-11)3/4X2 1/2*	1	U07111.075.0250	(3/4-10)1X4 Inch*	1	U07111.100.0400
(1/2-13)5/8X2 1/2*	1	U07111.062.0250	(5/8-11)3/4X2 3/4*	1	U07111.075.0275	(3/4-10)1X5 Inch*	1	U07111.100.0500
(1/2-13)5/8X2 3/4*	1	U07111.062.0275	(5/8-11)3/4X3 Inch*	1	U07111.075.0300	(3/4-10)1X6 Inch*	1	U07111.100.0600
(1/2-13)5/8X3 Inch*	1	U07111.062.0300	(5/8-11)3/4X3 1/4*	1	U07111.075.0325			
(1/2-13)5/8X3 1/4*	1	U07111.062.0325	(5/8-11)3/4X3 1/2*	1	U07111.075.0350			

07116 Šroub s osazením a vnitřním šestihranem UNC — X05A

Závit Unified National Coarse
Materiál Ocel
Třída 012.9

(D_1) Dx L	✉	Kód výrobku	(D_1) Dx L	✉	Kód výrobku	(D_1) Dx L	✉	Kód výrobku
(NO.10)1/4X3/4	25	07116.048.019	(5/16)3/8X1 Inch	10	07116.079.025	(3/8)1/2X4 Inch	5	07116.096.101
(NO.10)1/4X1 Inch	25	07116.048.025	(5/16)3/8X1.1/4	10	07116.079.031			
(NO.10)1/4X1.1/4	25	07116.048.031	(5/16)3/8X1.1/2	10	07116.079.038	(1/2)5/8X1.1/4	5	07116.127.031
(NO.10)1/4X1.1/2	10	07116.048.038	(5/16)3/8X1.3/4	10	07116.079.044	(1/2)5/8X1.1/2	5	07116.127.038
(NO.10)1/4X2 Inch	10	07116.048.050	(5/16)3/8X2 Inch	10	07116.079.050	(1/2)5/8X2 Inch	5	07116.127.050
			(5/16)3/8X2.1/2	10	07116.079.063	(1/2)5/8X2.1/2	5	07116.127.063
(1/4)5/16X1 Inch	25	07116.063.025	(5/16)3/8X3 Inch	10	07116.079.076	(1/2)5/8X3 Inch	5	07116.127.076
(1/4)5/16X1.1/4	25	07116.063.031				(1/2)5/8X3.1/2	3	07116.127.088
(1/4)5/16X1.1/2	25	07116.063.038	(3/8)1/2X1 Inch	10	07116.096.025	(1/2)5/8X4 Inch	3	07116.127.101
(1/4)5/16X1.3/4	10	07116.063.044	(3/8)1/2X1.1/4	10	07116.096.031			
(1/4)5/16X2 Inch	10	07116.063.050	(3/8)1/2X1.1/2	10	07116.096.038	(5/8)3/4X2 Inch	3	07116.158.050
(1/4)5/16X2.1/4	10	07116.063.057	(3/8)1/2X2 Inch	10	07116.096.050	(5/8)3/4X2.1/2	3	07116.158.063
(1/4)5/16X2.1/2	10	07116.063.063	(3/8)1/2X2.1/2	5	07116.096.063	(5/8)3/4X3 Inch	3	07116.158.076
			(3/8)1/2X3 Inch	5	07116.096.076	(5/8)3/4X3.1/2	3	07116.158.088
(5/16)3/8X3/4	10	07116.079.019	(3/8)1/2X3.1/2	5	07116.096.088	(5/8)3/4X4 Inch	3	07116.158.101

- UPOZORNĚNÍ: Elektrolytické pokovení těchto produktů může způsobit vodíkovou křehkost.

U51044 Šroub s osazením a vnitřním šestihranem UNC — X15A

Závit Unified National Coarse
Materiál Nerezocel A2 (AISI 304/18-8)

(D_1) Dx L	✉	Kód výrobku	(D_1) Dx L	✉	Kód výrobku	(D_1) Dx L	✉	Kód výrobku
(10-24)1/4X1/4*	5	U51044.025.0025	(1/4-20)5/16X1/2*	5	U51044.031.0050	(5/16-18)3/8X1 Inch*	2	U51044.037.0100
(10-24)1/4X5/16*	5	U51044.025.0031	(1/4-20)5/16X5/8*	5	U51044.031.0062	(5/16-18)3/8X1.1/4*	2	U51044.037.0125
(10-24)1/4X3/8*	5	U51044.025.0037	(1/4-20)5/16X3/4*	5	U51044.031.0075	(5/16-18)3/8X1.1/2*	2	U51044.037.0150
(10-24)1/4X1/2*	5	U51044.025.0050	(1/4-20)5/16X1 Inch*	5	U51044.031.0100			
(10-24)1/4X5/8*	5	U51044.025.0062	(1/4-20)5/16X1.1/4*	5	U51044.031.0125	(3/8-16)1/2X3/8*	5	U51044.050.0037
(10-24)1/4X3/4*	5	U51044.025.0075	(1/4-20)5/16X1.1/2*	5	U51044.031.0150	(3/8-16)1/2X1/2*	5	U51044.050.0050
(10-24)1/4X1 Inch*	5	U51044.025.0100				(3/8-16)1/2X5/8*	5	U51044.050.0062
(10-24)1/4X1.1/4*	5	U51044.025.0125	(5/16-18)3/8X1/4*	5	U51044.037.0025	(3/8-16)1/2X3/4*	5	U51044.050.0075
(10-24)1/4X1.1/2*	2	U51044.025.0150	(5/16-18)3/8X5/16*	5	U51044.037.0031	(3/8-16)1/2X1 Inch*	5	U51044.050.0100
			(5/16-18)3/8X3/8*	5	U51044.037.0037	(3/8-16)1/2X1.1/4*	5	U51044.050.0125
(1/4-20)5/16X1/4*	5	U51044.031.0025	(5/16-18)3/8X1/2*	5	U51044.037.0050	(3/8-16)1/2X1.1/2*	2	U51044.050.0150
(1/4-20)5/16X5/16*	5	U51044.031.0031	(5/16-18)3/8X5/8*	5	U51044.037.0062			
(1/4-20)5/16X3/8*	5	U51044.031.0037	(5/16-18)3/8X3/4*	5	U51044.037.0075			

Šroub s osazením a vnitřním šestihranem h8

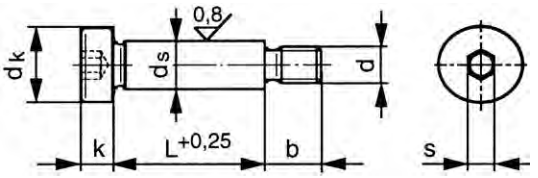

ISO	**≈7379**
ASME	≈B18.3.3M
BS	≈4168-7

Technické údaje

d	Tolerance h8 (min.)	Tolerance h8 (max.)	b	d_k (max.)	d_s (jmen.)	k (max.)	P	s
M5	5.982	6.000	9.5	10.22	6	4.5	0.8	3
M6	7.978	8.000	11	13.27	8	5.5	1	4
M8	9.978	10.000	13	16.27	10	7	1.25	5
M10	11.973	12.000	16	18.27	12	9	1.5	6
M12	15.973	16.000	18	24.33	16	11	1.75	8

- Díky nepříznivé geometrii hlavy má tento spojovací materiál sníženou schopnost zatížení.
- Pokud je nutné označit ocelový spojovací materiál se sníženým zatížením (jako 8.8 /.10.9 / 12.9), k označení pevnostní třídy je přidána “0”. Tedy 8.8 → 08.8 a 10.9 → 010.9 a 12.9 → 012.9.
- Spojovací materiál z nerezové ocele je označen jen symbolem stupně ocele bez pevnostní třídy 70 (tedy A2-70 → A2).
- Staré a nové označení se může v některých případech vyskytnout vedle sebe.

Příklad použití

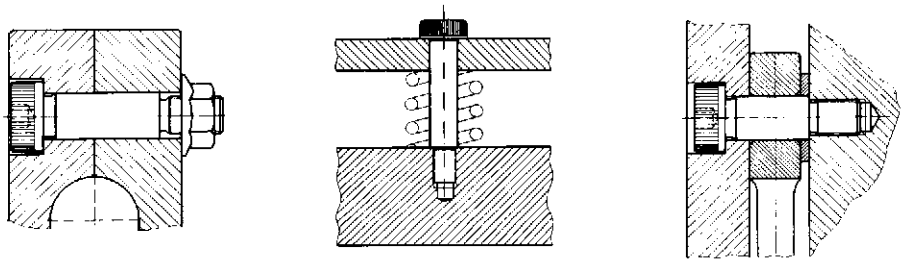

07117 **Šroub s osazením a vnitřním šestihranem h8** **D93A**

Závit	Metrický závit
Materiál	Ocel
Třída	012.9

RoHS

(d) d_s x L	✉	Kód výrobku	(d) d_s x L	✉	Kód výrobku	(d) d_s x L	✉	Kód výrobku
M5 6X10	50	07117.050.010				M10 12X60	25	07117.100.060
M5 6X12	50	07117.050.012	M8 10X16	50	07117.080.016	M10 12X70	25	07117.100.070
M5 6X16	50	07117.050.016	M8 10X20	50	07117.080.020	M10 12X80	25	07117.100.080
M5 6X20	50	07117.050.020	M8 10X25	50	07117.080.025	M10 12X90	25	07117.100.090
M5 6X25	50	07117.050.025	M8 10X30	50	07117.080.030	M10 12X100	25	07117.100.100
M5 6X30	50	07117.050.030	M8 10X40	50	07117.080.040			
M5 6X40	50	07117.050.040	M8 10X50	50	07117.080.050	M12 16X30	25	07117.120.030
			M8 10X60	50	07117.080.060	M12 16X40	25	07117.120.040
M6 8X10	50	07117.060.010	M8 10X70	50	07117.080.070	M12 16X50	25	07117.120.050
M6 8X12	50	07117.060.012				M12 16X60	25	07117.120.060
M6 8X16	50	07117.060.016	M10 12X16	25	07117.100.016	M12 16X70	25	07117.120.070
M6 8X20	50	07117.060.020	M10 12X20	25	07117.100.020	M12 16X80	25	07117.120.080
M6 8X25	50	07117.060.025	M10 12X25	25	07117.100.025	M12 16X90	25	07117.120.090
M6 8X30	50	07117.060.030	M10 12X30	25	07117.100.030	M12 16X100	25	07117.120.100
M6 8X40	50	07117.060.040	M10 12X40	25	07117.100.040	M12 16X120	25	07117.120.120
M6 8X50	50	07117.060.050	M10 12X50	25	07117.100.050			

- UPOZORNĚNÍ: Elektrolytické pokovení těchto produktů může způsobit vodíkovou křehkost.

Stavěcí šroub s vnitřním šestihranem a důlkem

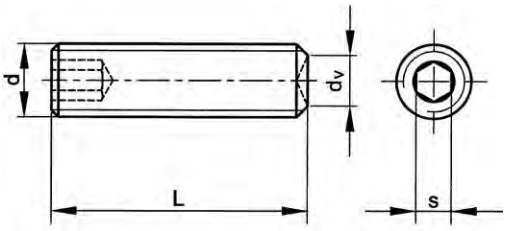

DIN	**916**
ISO	4029
NEN	2343
ASME	B18.3.6M
NF	E27-183
BS	4168-5



Technické údaje

d	d_v	P	s	d	d_v	P	s
M1.6	0.8	0.35	0.7	**M8**	5	1.25	4
M2	1	0.4	0.9	**M10**	6	1.5	5
M2.5	1.2	0.45	1.3	**M12**	8	1.75	6
M3	1.4	0.5	1.5	**M14**	9	2	6
M4	2	0.7	2	**M16**	10	2	8
M5	2.5	0.8	2.5	**M20**	14	2.5	10
M6	3	1	3	**M24**	16	3	12

Skupiny produktů

Závit	Typ drážky	Materiál	Třída	Povrchová úprava	Kód	Strana
M	S vnitřním šestihranem	Oc	45H		07840	2-69
M	S vnitřním šestihranem	Oc	45H	Zn	07850	2-70
M	S vnitřním šestihranem	Oc	45H	Zn žl	07930	2-70
M	S vnitřním šestihranem	NO A2			51260	2-71
M	S vnitřním šestihranem	NO A4			55260	2-71

07840 **Stavěcí šroub s vnitřním šestihranem a důlkem** **D05A**

Závit Metrický závit
Materiál Ocel
Třída 45H

RoHS

d x L	✉	Kód výrobku	d x L	✉	Kód výrobku	d x L	✉	Kód výrobku
M2X2	200	07840.020.002	M5X8	200	07840.050.008	M8X60	100	07840.080.060
M2X3	200	07840.020.003	M5X10	200	07840.050.010	M8X70	100	07840.080.070
M2X4	200	07840.020.004	M5X12	200	07840.050.012	M8X80	100	07840.080.080
M2X6	200	07840.020.006	M5X16	200	07840.050.016			
M2X8	200	07840.020.008	M5X20	200	07840.050.020	M10X8	200	07840.100.008
M2X10	200	07840.020.010	M5X25	200	07840.050.025	M10X10	200	07840.100.010
M2X12	200	07840.020.012	M5X30	200	07840.050.030	M10X12	200	07840.100.012
			M5X35	200	07840.050.035	M10X16	200	07840.100.016
M3X3	200	07840.030.003	M5X40	200	07840.050.040	M10X20	200	07840.100.020
M3X4	200	07840.030.004	M5X50	200	07840.050.050	M10X25	100	07840.100.025
M3X5	200	07840.030.005				M10X30	100	07840.100.030
M3X6	200	07840.030.006	M6X6	200	07840.060.006	M10X35	100	07840.100.035
M3X8	200	07840.030.008	M6X8	200	07840.060.008	M10X40	100	07840.100.040
M3X10	200	07840.030.010	M6X10	200	07840.060.010	M10X45	100	07840.100.045
M3X12	200	07840.030.012	M6X12	200	07840.060.012	M10X50	100	07840.100.050
M3X16	200	07840.030.016	M6X16	200	07840.060.016	M10X60	100	07840.100.060
M3X20	200	07840.030.020	M6X20	200	07840.060.020	M10X70	100	07840.100.070
M3X25	200	07840.030.025	M6X25	200	07840.060.025	M10X80	100	07840.100.080
M3X30	200	07840.030.030	M6X30	200	07840.060.030			
			M6X35	200	07840.060.035	M12X10	100	07840.120.010
M4X4	200	07840.040.004	M6X40	200	07840.060.040	M12X12	100	07840.120.012
M4X5	200	07840.040.005	M6X45	200	07840.060.045	M12X16	100	07840.120.016
M4X6	200	07840.040.006	M6X50	200	07840.060.050	M12X20	100	07840.120.020
M4X8	200	07840.040.008	M6X60	200	07840.060.060	M12X25	100	07840.120.025
M4X10	200	07840.040.010	M6X70	200	07840.060.070	M12X30	100	07840.120.030
M4X12	200	07840.040.012				M12X35	100	07840.120.035
M4X16	200	07840.040.016	M8X8	200	07840.080.008	M12X40	100	07840.120.040
M4X20	200	07840.040.020	M8X10	200	07840.080.010	M12X45	100	07840.120.045
M4X25	200	07840.040.025	M8X12	200	07840.080.012	M12X50	100	07840.120.050
M4X30	200	07840.040.030	M8X16	200	07840.080.016	M12X55	100	07840.120.055
M4X35	200	07840.040.035	M8X20	200	07840.080.020	M12X60	100	07840.120.060
M4X40	200	07840.040.040	M8X25	200	07840.080.025	M12X70	100	07840.120.070
M4X50	100	07840.040.050	M8X30	200	07840.080.030	M12X80	100	07840.120.080
			M8X35	100	07840.080.035	M12X90	100	07840.120.090
M5X4	200	07840.050.004	M8X40	100	07840.080.040	M12X100	50	07840.120.100
M5X5	200	07840.050.005	M8X45	100	07840.080.045	M12X110	50	07840.120.110
M5X6	200	07840.050.006	M8X50	100	07840.080.050			

07840 Stavěcí šroub s vnitřním šestihranem a důlkem

d x L	✉	Kód výrobku	d x L	✉	Kód výrobku	d x L	✉	Kód výrobku
M14X16	100	07840.140.016	M16X40	50	07840.160.040	M20X65	10	07840.200.065
M14X20	100	07840.140.020	M16X45	50	07840.160.045	M20X70	10	07840.200.070
M14X25	100	07840.140.025	M16X50	50	07840.160.050	M20X80	10	07840.200.080
M14X30	50	07840.140.030	M16X60	25	07840.160.060	M20X100	10	07840.200.100
M14X35	50	07840.140.035	M16X70	25	07840.160.070	M20X120	10	07840.200.120
M14X40	50	07840.140.040	M16X80	25	07840.160.080			
M14X50	50	07840.140.050	M16X100	25	07840.160.100	M24X25	25	07840.240.025
M14X60	50	07840.140.060	M16X130	25	07840.160.130	M24X40	10	07840.240.040
M14X110	50	07840.140.110				M24X50	10	07840.240.050
			M20X20	25	07840.200.020	M24X60	10	07840.240.060
M16X16	50	07840.160.016	M20X25	10	07840.200.025	M24X70	10	07840.240.070
M16X20	50	07840.160.020	M20X30	10	07840.200.030	M24X90	10	07840.240.090
M16X25	50	07840.160.025	M20X40	10	07840.200.040	M24X100	10	07840.240.100
M16X30	50	07840.160.030	M20X50	10	07840.200.050			
M16X35	50	07840.160.035	M20X60	10	07840.200.060			

- UPOZORNĚNÍ: Elektrolytické pokovení těchto produktů může způsobit vodíkovou křehkost.

07850 Stavěcí šroub s vnitřním šestihranem a důlkem D05A

Závit Metrický závit
Materiál Ocel
Třída 45H
Povrchová úprava Pozinkované

d x L	✉	Kód výrobku	d x L	✉	Kód výrobku	d x L	✉	Kód výrobku
M3X4	200	07850.030.004	M6X8	200	07850.060.008	M10X16	200	07850.100.016
M3X5	200	07850.030.005	M6X10	200	07850.060.010	M10X20	200	07850.100.020
M3X6	200	07850.030.006	M6X12	200	07850.060.012	M10X25	100	07850.100.025
M3X8	200	07850.030.008	M6X16	200	07850.060.016	M10X30	100	07850.100.030
M3X10	200	07850.030.010	M6X20	200	07850.060.020	M10X35	100	07850.100.035
M3X12	200	07850.030.012	M6X25	200	07850.060.025	M10X40	100	07850.100.040
M3X16	200	07850.030.016	M6X30	200	07850.060.030	M10X50	100	07850.100.050
			M6X35	200	07850.060.035	M10X60	100	07850.100.060
M4X4	200	07850.040.004	M6X40	200	07850.060.040			
M4X5	200	07850.040.005				M12X10	100	07850.120.010
M4X6	200	07850.040.006	M8X6	200	07850.080.006	M12X12	100	07850.120.012
M4X8	200	07850.040.008	M8X8	200	07850.080.008	M12X16	100	07850.120.016
M4X10	200	07850.040.010	M8X10	200	07850.080.010	M12X20	100	07850.120.020
M4X12	200	07850.040.012	M8X12	200	07850.080.012	M12X25	100	07850.120.025
M4X16	200	07850.040.016	M8X16	200	07850.080.016	M12X30	100	07850.120.030
M4X20	200	07850.040.020	M8X20	200	07850.080.020	M12X35	100	07850.120.035
			M8X25	200	07850.080.025	M12X40	100	07850.120.040
M5X6	200	07850.050.006	M8X30	200	07850.080.030	M12X50	100	07850.120.050
M5X8	200	07850.050.008	M8X35	100	07850.080.035	M12X60	100	07850.120.060
M5X10	200	07850.050.010	M8X40	100	07850.080.040			
M5X12	200	07850.050.012	M8X50	100	07850.080.050	M16X20	50	07850.160.020
M5X16	200	07850.050.016	M8X70	100	07850.080.070	M16X25	50	07850.160.025
M5X20	200	07850.050.020				M16X30	50	07850.160.030
M5X25	200	07850.050.025	M10X8	200	07850.100.008	M16X40	50	07850.160.040
M5X30	200	07850.050.030	M10X10	200	07850.100.010	M16X50	50	07850.160.050
			M10X12	200	07850.100.012	M16X60	25	07850.160.060
M6X6	200	07850.060.006						

- UPOZORNĚNÍ: Elektrolytické pokovení těchto produktů může způsobit vodíkovou křehkost.

07930 Stavěcí šroub s vnitřním šestihranem a důlkem D05A

Závit Metrický závit
Materiál Ocel
Třída 45H
Povrchová úprava Pozinkované žlutě pasivované

d x L	✉	Kód výrobku	d x L	✉	Kód výrobku	d x L	✉	Kód výrobku
M5X16	200	07930.050.016	M6X40	200	07930.060.040			
M5X20	200	07930.050.020				M10X25	100	07930.100.025
			M8X25	200	07930.080.025	M10X30	100	07930.100.030
M6X16	200	07930.060.016	M8X30	200	07930.080.030	M10X40	100	07930.100.040
M6X20	200	07930.060.020	M8X40	100	07930.080.040	M10X50	100	07930.100.050
M6X25	200	07930.060.025	M8X50	100	07930.080.050	M10X60	100	07930.100.060
M6X30	200	07930.060.030						

- UPOZORNĚNÍ: Elektrolytické pokovení těchto produktů může způsobit vodíkovou křehkost.

51260 Stavěcí šroub s vnitřním šestihranem a důlkem R03A

Závit Metrický závit
Materiál Nerezocel A2

d x L	✉	Kód výrobku
M1,6X3	25	51260.016.003
M1,6X4	25	51260.016.004
M1,6X5	25	51260.016.005
M1,6X6	25	51260.016.006
M2X3	50	51260.020.003
M2X4	50	51260.020.004
M2X5	50	51260.020.005
M2X6	50	51260.020.006
M2X8	50	51260.020.008
M2X10*	500	51260.020.010
M2X12*	500	51260.020.012
M2,5X3*	500	51260.025.003
M2,5X4	50	51260.025.004
M2,5X5	50	51260.025.005
M2,5X6	50	51260.025.006
M2,5X8	50	51260.025.008
M2,5X10*	500	51260.025.010
M2,5X12*	500	51260.025.012
M3X3	200	51260.030.003
M3X4	200	51260.030.004
M3X5	200	51260.030.005
M3X6	200	51260.030.006
M3X8	200	51260.030.008
M3X10	200	51260.030.010
M3X12	200	51260.030.012
M3X16	200	51260.030.016
M3X20	200	51260.030.020
M3X25*	500	51260.030.025
M3X30	200	51260.030.030
M4X3	500	51260.040.003
M4X4	200	51260.040.004
M4X5	200	51260.040.005
M4X6	200	51260.040.006
M4X8	200	51260.040.008
M4X10	200	51260.040.010
M4X12	200	51260.040.012
M4X16	200	51260.040.016
M4X20	200	51260.040.020
M4X25	200	51260.040.025
M4X30	200	51260.040.030
M4X35*	200	51260.040.035

d x L	✉	Kód výrobku
M5X4*	500	51260.050.004
M5X5	200	51260.050.005
M5X6	200	51260.050.006
M5X8	200	51260.050.008
M5X10	200	51260.050.010
M5X12	200	51260.050.012
M5X14*	500	51260.050.014
M5X16	200	51260.050.016
M5X20	200	51260.050.020
M5X25	200	51260.050.025
M5X30	200	51260.050.030
M5X35*	200	51260.050.035
M5X40*	200	51260.050.040
M6X5	200	51260.060.005
M6X6	200	51260.060.006
M6X8	200	51260.060.008
M6X10	200	51260.060.010
M6X12	200	51260.060.012
M6X14*	200	51260.060.014
M6X16	200	51260.060.016
M6X20	200	51260.060.020
M6X25	200	51260.060.025
M6X30	200	51260.060.030
M6X35	200	51260.060.035
M6X40	200	51260.060.040
M6X45*	200	51260.060.045
M6X50	200	51260.060.050
M6X60	200	51260.060.060
M8X6	200	51260.080.006
M8X8	200	51260.080.008
M8X10	200	51260.080.010
M8X12	200	51260.080.012
M8X16	200	51260.080.016
M8X20	200	51260.080.020
M8X25	200	51260.080.025
M8X30	100	51260.080.030
M8X35	100	51260.080.035
M8X40	100	51260.080.040
M8X45	200	51260.080.045
M8X50	100	51260.080.050
M8X60	100	51260.080.060
M8X70	200	51260.080.070
M8X80*	200	51260.080.080

d x L	✉	Kód výrobku
M10X10	100	51260.100.010
M10X12	100	51260.100.012
M10X16	100	51260.100.016
M10X20	100	51260.100.020
M10X25	100	51260.100.025
M10X30	100	51260.100.030
M10X35	100	51260.100.035
M10X40	100	51260.100.040
M10X45*	100	51260.100.045
M10X50	100	51260.100.050
M10X60	100	51260.100.060
M12X10*	100	51260.120.010
M12X12	100	51260.120.012
M12X16	100	51260.120.016
M12X20	100	51260.120.020
M12X25	100	51260.120.025
M12X30	100	51260.120.030
M12X35	100	51260.120.035
M12X40	100	51260.120.040
M12X45*	100	51260.120.045
M12X50	100	51260.120.050
M12X55*	100	51260.120.055
M12X60*	100	51260.120.060
M12X70*	50	51260.120.070
M16X16	50	51260.160.016
M16X20	100	51260.160.020
M16X25	50	51260.160.025
M16X30	50	51260.160.030
M16X35*	50	51260.160.035
M16X40*	50	51260.160.040
M16X45*	50	51260.160.045
M16X50*	50	51260.160.050
M16X60*	50	51260.160.060
M16X70*	50	51260.160.070
M16X80*	25	51260.160.080
M20X20*	50	51260.200.020
M20X25*	50	51260.200.025
M20X30*	50	51260.200.030
M20X35*	50	51260.200.035
M20X40*	50	51260.200.040
M20X60*	50	51260.200.060
M20X70*	25	51260.200.070
M20X80*	25	51260.200.080

55260 Stavěcí šroub s vnitřním šestihranem a důlkem R43A

Závit Metrický závit
Materiál Nerezocel A4

d x L	✉	Kód výrobku
M2X3	50	55260.020.003
M2X4	50	55260.020.004
M2X6	50	55260.020.006
M2,5X4	50	55260.025.004
M2,5X6	50	55260.025.006
M3X3	200	55260.030.003
M3X4	200	55260.030.004
M3X5	200	55260.030.005
M3X6	200	55260.030.006
M3X8	200	55260.030.008
M3X10	200	55260.030.010
M3X12	200	55260.030.012
M3X16	200	55260.030.016
M3X20	200	55260.030.020
M3X30*	200	55260.030.030

d x L	✉	Kód výrobku
M4X4	200	55260.040.004
M4X5	200	55260.040.005
M4X6	200	55260.040.006
M4X8	200	55260.040.008
M4X10	200	55260.040.010
M4X12	200	55260.040.012
M4X16	200	55260.040.016
M4X20	200	55260.040.020
M4X25	200	55260.040.025
M4X30*	200	55260.040.030
M5X5	200	55260.050.005
M5X6	200	55260.050.006
M5X8	200	55260.050.008
M5X10	200	55260.050.010
M5X12	200	55260.050.012

d x L	✉	Kód výrobku
M5X16	200	55260.050.016
M5X20	200	55260.050.020
M5X25	200	55260.050.025
M5X30	200	55260.050.030
M5X35*	200	55260.050.035
M5X40	200	55260.050.040
M6X6	200	55260.060.006
M6X8	200	55260.060.008
M6X10	200	55260.060.010
M6X12	200	55260.060.012
M6X14*	200	55260.060.014
M6X16	200	55260.060.016
M6X20	200	55260.060.020
M6X25	200	55260.060.025
M6X30	200	55260.060.030
M6X35*	200	55260.060.035

55260 **Stavěcí šroub s vnitřním šestihranem a důlkem** ←

d x L	✉	Kód výrobku	d x L	✉	Kód výrobku	d x L	✉	Kód výrobku
M6X40	200	55260.060.040	M10X16	100	55260.100.016	M12X50	100	55260.120.050
M6X45*	200	55260.060.045	M10X20	100	55260.100.020			
M6X50	200	55260.060.050	M10X25	100	55260.100.025	M16X16	50	55260.160.016
M6X60*	200	55260.060.060	M10X30	100	55260.100.030	M16X20	50	55260.160.020
			M10X35*	100	55260.100.035	M16X25*	50	55260.160.025
M8X8	200	55260.080.008	M10X40	100	55260.100.040	M16X30*	50	55260.160.030
M8X10	200	55260.080.010	M10X45*	100	55260.100.045	M16X35*	50	55260.160.035
M8X12	200	55260.080.012	M10X50	100	55260.100.050	M16X40*	50	55260.160.040
M8X16	200	55260.080.016	M10X60*	100	55260.100.060	M16X45*	50	55260.160.045
M8X20	200	55260.080.020				M16X50*	50	55260.160.050
M8X25	200	55260.080.025	M12X10	100	55260.120.010	M16X60*	50	55260.160.060
M8X30	100	55260.080.030	M12X12	100	55260.120.012	M16X70*	50	55260.160.070
M8X35	100	55260.080.035	M12X16	100	55260.120.016	M16X90	50	55260.160.090
M8X40	100	55260.080.040	M12X20	100	55260.120.020			
M8X45*	200	55260.080.045	M12X25	100	55260.120.025	M20X20*	50	55260.200.020
M8X50	100	55260.080.050	M12X30	100	55260.120.030	M20X25*	50	55260.200.025
			M12X35*	100	55260.120.035	M20X30*	50	55260.200.030
M10X10	100	55260.100.010	M12X40	100	55260.120.040	M20X50	50	55260.200.050
M10X12	100	55260.100.012	M12X45*	100	55260.120.045	M20X70*	25	55260.200.070

Stavěcí šroub s vnitřním šestihranem a důlkem MF

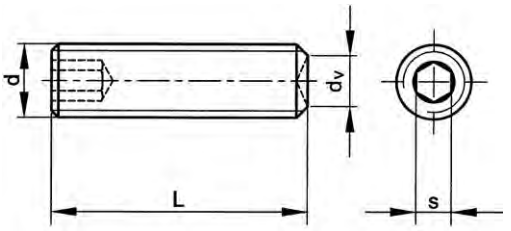

DIN	**≈916**
ISO	≈4029
NEN	≈2343
ASME	≈B18.3.6M
NF	≈E27-183
BS	≈4168-5



Technické údaje

d	d_v	s	d	d_v	s
M8	5	4	**M12**	8	6
M10	6	5	**M16**	10	8

07852 **Stavěcí šroub s vnitřním šestihranem a důlkem MF** **D93A**

Závit	Metrický jemný závit
Materiál	Ocel
Třída	45H

RoHS

d x P x L	✉	Kód výrobku	d x P x L	✉	Kód výrobku	d x P x L	✉	Kód výrobku
M8X1,00X10	100	07852.080.010	M10X1,25X16	50	07852.100.016	M12X1,50X25	50	07852.120.025
M8X1,00X12	100	07852.080.012	M10X1,25X20	50	07852.100.020	M12X1,50X30	50	07852.120.030
M8X1,00X16	100	07852.080.016	M10X1,25X25	50	07852.100.025	M12X1,50X40	50	07852.120.040
M8X1,00X20	100	07852.080.020	M10X1,25X30	50	07852.100.030	M12X1,50X50	50	07852.120.050
M8X1,00X25	50	07852.080.025	M10X1,25X40	50	07852.100.040			
M8X1,00X30	50	07852.080.030	M10X1,25X50	50	07852.100.050	M16X1,50X20	25	07852.160.020
M8X1,00X40	50	07852.080.040				M16X1,50X25	25	07852.160.025
M8X1,00X50	50	07852.080.050	M12X1,50X10	50	07852.120.010	M16X1,50X30	25	07852.160.030
			M12X1,50X12	50	07852.120.012	M16X1,50X40	25	07852.160.040
M10X1,25X10	50	07852.100.010	M12X1,50X16	50	07852.120.016	M16X1,50X50	25	07852.160.050
M10X1,25X12	50	07852.100.012	M12X1,50X20	50	07852.120.020			

- UPOZORNĚNÍ: Elektrolytické pokovení těchto produktů může způsobit vodíkovou křehkost.

Stavěcí šroub s vnitřním šestihranem a důlkem UNC

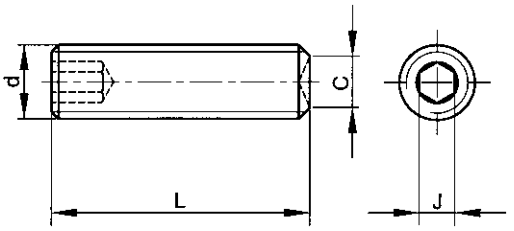

ASME ≈B18.3
BS ≈2470

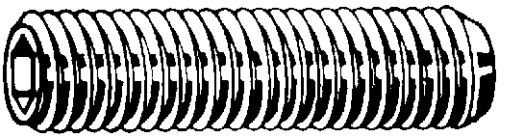

Technické údaje

d	C (max.)	J	Závitů na palec	d	C (max.)	J	Závitů na palec
No.2	0.047	0.035	56	**5/16**	0.172	5/32	18
No.3	0.054	0.050	48	**3/8**	0.212	3/16	16
No.4	0.061	0.050	40	**7/16**	0.252	7/32	14
No.5	0.067	1/16	40	**1/2**	0.291	1/4	13
No.6	0.074	1/16	32	**5/8**	0.371	5/16	11
No.8	0.087	5/64	32	**3/4**	0.450	3/8	10
No.10	0.102	3/32	24	**7/8**	0.530	1/2	9
1/4	0.132	1/8	20	**1 Inch**	0.609	9/16	8

Skupiny produktů

Závit	Typ drážky	Materiál	Kód	Strana
UNC	S vnitřním šestihranem	Oc	U07840	2-73
UNC	S vnitřním šestihranem	NO A2 (AISI304/18-8)	U51260	2-74

U07840 **Stavěcí šroub s vnitřním šestihranem a důlkem UNC** **X05A**

Závit Unified National Coarse
Materiál Ocel



d x L	✉	Kód výrobku
NO.2-56X1/16*	100	U07840.008.0006
NO.2-56X3/32*	100	U07840.008.0009
NO.2-56X1/8*	100	U07840.008.0012
NO.2-56X3/16*	100	U07840.008.0018
NO.2-56X1/4*	100	U07840.008.0025
NO.3-48X3/32*	100	U07840.009.0009
NO.3-48X1/8*	100	U07840.009.0012
NO.3-48X3/16*	100	U07840.009.0018
NO.3-48X1/4*	100	U07840.009.0025
NO.3-48X5/16*	100	U07840.009.0031
NO.3-48X1/2*	100	U07840.009.0050
NO.3-48X5/8*	100	U07840.009.0062
NO.3-48X3/4*	100	U07840.009.0075
NO.4-40X3/32*	100	U07840.011.0009
NO.4-40X1/8*	100	U07840.011.0012
NO.4-40X3/16*	100	U07840.011.0018
NO.4-40X1/4*	100	U07840.011.0025
NO.4-40X5/16*	100	U07840.011.0031
NO.4-40X3/8*	100	U07840.011.0037
NO.4-40X1/2*	100	U07840.011.0050
NO.4-40X5/8*	100	U07840.011.0062
NO.4-40X3/4*	100	U07840.011.0075
NO.4-40X1 Inch*	100	U07840.011.0100
NO.5-40X1/8*	100	U07840.012.0012
NO.5-40X3/16*	100	U07840.012.0018
NO.5-40X1/4*	100	U07840.012.0025
NO.5-40X5/16*	100	U07840.012.0031
NO.5-40X3/8*	100	U07840.012.0037
NO.5-40X7/16*	100	U07840.012.0043
NO.5-40X1/2*	100	U07840.012.0050
NO.5-40X5/8*	100	U07840.012.0062
NO.5-40X3/4*	100	U07840.012.0075
NO.5-40X1 Inch*	100	U07840.012.0100
NO.6-32X1/8*	100	U07840.013.0012
NO.6-32X3/16*	100	U07840.013.0018
NO.6-32X1/4*	100	U07840.013.0025

d x L	✉	Kód výrobku
NO.6-32X5/16*	100	U07840.013.0031
NO.6-32X3/8*	100	U07840.013.0037
NO.6-32X1/2*	100	U07840.013.0050
NO.6-32X5/8*	100	U07840.013.0062
NO.6-32X3/4*	100	U07840.013.0075
NO.6-32X7/8*	100	U07840.013.0087
NO.6-32X1 Inch*	100	U07840.013.0100
NO.8-32X1/8*	100	U07840.016.0012
NO.8-32X3/16*	100	U07840.016.0018
NO.8-32X1/4*	100	U07840.016.0025
NO.8-32X5/16*	100	U07840.016.0031
NO.8-32X3/8*	100	U07840.016.0037
NO.8-32X7/16*	100	U07840.016.0043
NO.8-32X1/2*	100	U07840.016.0050
NO.8-32X5/8*	100	U07840.016.0062
NO.8-32X3/4*	100	U07840.016.0075
NO.8-32X7/8*	100	U07840.016.0087
NO.8-32X1 Inch*	100	U07840.016.0100
NO.8-32X1.1/4*	100	U07840.016.0125
NO.8-32X1.1/2*	100	U07840.016.0150
NO.10-24X1/8*	100	U07840.019.0012
NO.10-24X3/16*	100	U07840.019.0018
NO.10-24X1/4*	100	U07840.019.0025
NO.10-24X5/16*	100	U07840.019.0031
NO.10-24X3/8*	100	U07840.019.0037
NO.10-24X1/2*	100	U07840.019.0050
NO.10-24X5/8*	100	U07840.019.0062
NO.10-24X3/4*	100	U07840.019.0075
NO.10-24X7/8*	100	U07840.019.0087
NO.10-24X1 Inch*	100	U07840.019.0100
NO.10-24X1.1/4*	100	U07840.019.0125
NO.10-24X1.1/2*	100	U07840.019.0150
NO.10-24X2 Inch*	50	U07840.019.0200
1/4-20X3/16*	100	U07840.025.0018
1/4-20X1/4*	100	U07840.025.0025
1/4-20X5/16*	100	U07840.025.0031
1/4-20X3/8*	100	U07840.025.0037

d x L	✉	Kód výrobku
1/4-20X1/2*	100	U07840.025.0050
1/4-20X5/8*	100	U07840.025.0062
1/4-20X3/4*	100	U07840.025.0075
1/4-20X7/8*	100	U07840.025.0087
1/4-20X1 Inch*	100	U07840.025.0100
1/4-20X1.1/8*	100	U07840.025.0112
1/4-20X1.1/4*	100	U07840.025.0125
1/4-20X1.1/2*	100	U07840.025.0150
1/4-20X1.3/4*	100	U07840.025.0175
1/4-20X2 Inch*	100	U07840.025.0200
1/4-20X2.1/4*	100	U07840.025.0225
1/4-20X2.1/2*	50	U07840.025.0250
1/4-20X3 Inch*	50	U07840.025.0300
5/16-18X3/16*	100	U07840.031.0018
5/16-18X1/4*	100	U07840.031.0025
5/16-18X5/16*	100	U07840.031.0031
5/16-18X3/8*	100	U07840.031.0037
5/16-18X7/16*	100	U07840.031.0043
5/16-18X1/2*	100	U07840.031.0050
5/16-18X5/8*	100	U07840.031.0062
5/16-18X3/4*	100	U07840.031.0075
5/16-18X7/8*	100	U07840.031.0087
5/16-18X1 Inch*	100	U07840.031.0100
5/16-18X1.1/4*	100	U07840.031.0125
5/16-18X1.1/2*	100	U07840.031.0150
5/16-18X1.3/4*	100	U07840.031.0175
5/16-18X2 Inch*	100	U07840.031.0200
5/16-18X2.1/4*	100	U07840.031.0225
5/16-18X2.1/2*	50	U07840.031.0250
5/16-18X2.3/4*	50	U07840.031.0275
3/8-16X1/4*	100	U07840.037.0025
3/8-16X5/16*	100	U07840.037.0031
3/8-16X3/8*	100	U07840.037.0037
3/8-16X7/16*	100	U07840.037.0043
3/8-16X1/2*	100	U07840.037.0050
3/8-16X5/8*	100	U07840.037.0062
3/8-16X3/4*	100	U07840.037.0075
3/8-16X7/8*	100	U07840.037.0087

U07840 Stavěcí šroub s vnitřním šestihranem a důlkem UNC

d x L	✉	Kód výrobku	d x L	✉	Kód výrobku	d x L	✉	Kód výrobku
3/8-16X1 Inch*	100	U07840.037.0100	1/2-13X3/4*	25	U07840.050.0075	3/4-10X5/8*	5	U07840.075.0062
3/8-16X1.1/4*	100	U07840.037.0125	1/2-13X7/8*	25	U07840.050.0087	3/4-10X3/4*	5	U07840.075.0075
3/8-16X1.1/2*	50	U07840.037.0150	1/2-13X1 Inch*	25	U07840.050.0100	3/4-10X7/8*	5	U07840.075.0087
3/8-16X1.3/4*	50	U07840.037.0175	1/2-13X1.1/4*	25	U07840.050.0125	3/4-10X1 Inch*	5	U07840.075.0100
3/8-16X2 Inch*	25	U07840.037.0200	1/2-13X1.1/2*	25	U07840.050.0150	3/4-10X1.1/4*	5	U07840.075.0125
3/8-16X2.1/4*	25	U07840.037.0225	1/2-13X1.3/4*	25	U07840.050.0175	3/4-10X1.1/2*	5	U07840.075.0150
3/8-16X2.1/2*	25	U07840.037.0250	1/2-13X2 Inch*	10	U07840.050.0200	3/4-10X1.3/4*	5	U07840.075.0175
3/8-16X2.3/4*	10	U07840.037.0275	1/2-13X2.1/4*	10	U07840.050.0225	3/4-10X2 Inch*	5	U07840.075.0200
3/8-16X3 Inch*	10	U07840.037.0300	1/2-13X2.1/2*	10	U07840.050.0250	3/4-10X2.1/2*	5	U07840.075.0250
			1/2-13X2.3/4*	10	U07840.050.0275	3/4-10X3 Inch*	5	U07840.075.0300
7/16-14X3/8*	50	U07840.043.0037	1/2-13X3 Inch*	10	U07840.050.0300	3/4-10X3.1/2*	5	U07840.075.0350
7/16-14X7/16*	50	U07840.043.0043	1/2-13X3.1/2*	10	U07840.050.0350	3/4-10X4 Inch*	5	U07840.075.0400
7/16-14X1/2*	50	U07840.043.0050	1/2-13X4 Inch*	10	U07840.050.0400			
7/16-14X5/8*	50	U07840.043.0062				7/8-9X7/8*	5	U07840.087.0087
7/16-14X3/4*	50	U07840.043.0075	5/8-11X1/2*	10	U07840.062.0050	7/8-9X1 Inch*	5	U07840.087.0100
7/16-14X7/8*	50	U07840.043.0087	5/8-11X5/8*	10	U07840.062.0062	7/8-9X1.1/4*	5	U07840.087.0125
7/16-14X1 Inch*	50	U07840.043.0100	5/8-11X3/4*	10	U07840.062.0075	7/8-9X1.1/2*	5	U07840.087.0150
7/16-14X1.1/4*	25	U07840.043.0125	5/8-11X1 Inch*	10	U07840.062.0100	7/8-9X2 Inch*	5	U07840.087.0200
7/16-14X1.1/2*	25	U07840.043.0150	5/8-11X1.1/4*	10	U07840.062.0125	7/8-9X2.1/2*	1	U07840.087.0250
7/16-14X1.3/4*	25	U07840.043.0175	5/8-11X1.1/2*	10	U07840.062.0150	7/8-9X3 Inch*	1	U07840.087.0300
7/16-14X2 Inch*	10	U07840.043.0200	5/8-11X1.3/4*	10	U07840.062.0175	7/8-9X4 Inch*	1	U07840.087.0400
7/16-14X2.1/4*	10	U07840.043.0225	5/8-11X2 Inch*	10	U07840.062.0200			
			5/8-11X2.1/4*	10	U07840.062.0225	1.-8X1 Inch*	1	U07840.100.0100
1/2-13X3/8*	50	U07840.050.0037	5/8-11X2.1/2*	10	U07840.062.0250	1.-8X1.1/2*	1	U07840.100.0150
1/2-13X7/16*	50	U07840.050.0043	5/8-11X3 Inch*	5	U07840.062.0300	1.-8X2 Inch*	1	U07840.100.0200
1/2-13X1/2*	50	U07840.050.0050	5/8-11X4 Inch*	5	U07840.062.0400	1.-8X2.1/2*	1	U07840.100.0250
1/2-13X5/8*	50	U07840.050.0062				1.-8X3 Inch*	1	U07840.100.0300

U51260 Stavěcí šroub s vnitřním šestihranem a důlkem UNC

X15A

Závit Unified National Coarse
Materiál Nerezocel A2 (AISI 304/18-8)

d x L	✉	Kód výrobku	d x L	✉	Kód výrobku	d x L	✉	Kód výrobku
NO.2-56X1/16	100	U51260.008.0006	NO.8-32X1/4*	100	U51260.016.0025	1/4-20X1 Inch*	50	U51260.025.0100
NO.2-56X3/32*	100	U51260.008.0009	NO.8-32X5/16*	100	U51260.016.0031			
NO.2-56X1/8*	100	U51260.008.0012	NO.8-32X3/8*	100	U51260.016.0037	5/16-18X1/4*	100	U51260.031.0025
NO.2-56X3/16*	100	U51260.008.0018	NO.8-32X7/16*	100	U51260.016.0043	5/16-18X5/16*	100	U51260.031.0031
NO.2-56X1/4*	100	U51260.008.0025	NO.8-32X1/2*	100	U51260.016.0050	5/16-18X3/8*	100	U51260.031.0037
						5/16-18X1/2*	100	U51260.031.0050
NO.3-48X3/32*	100	U51260.009.0009	NO.10-24X3/16*	100	U51260.019.0018	5/16-18X5/8*	100	U51260.031.0062
NO.3-48X1/8*	100	U51260.009.0012	NO.10-24X1/4*	100	U51260.019.0025	5/16-18X3/4*	50	U51260.031.0075
NO.3-48X3/16*	100	U51260.009.0018	NO.10-24X5/16*	100	U51260.019.0031	5/16-18X1 Inch*	50	U51260.031.0100
			NO.10-24X3/8*	100	U51260.019.0037			
NO.4-40X1/8*	100	U51260.011.0012	NO.10-24X1/2*	100	U51260.019.0050	3/8-16X5/16*	50	U51260.037.0031
NO.4-40X3/16*	100	U51260.011.0018	NO.10-24X5/8*	100	U51260.019.0062	3/8-16X3/8*	50	U51260.037.0037
NO.4-40X1/4*	100	U51260.011.0025	NO.10-24X3/4*	100	U51260.019.0075	3/8-16X1/2*	50	U51260.037.0050
						3/8-16X5/8*	50	U51260.037.0062
NO.6-32X1/8*	100	U51260.013.0012	1/4-20X3/16*	100	U51260.025.0018	3/8-16X3/4*	50	U51260.037.0075
NO.6-32X3/16*	100	U51260.013.0018	1/4-20X1/4*	100	U51260.025.0025	3/8-16X1 Inch*	50	U51260.037.0100
NO.6-32X1/4*	100	U51260.013.0025	1/4-20X5/16*	100	U51260.025.0031			
NO.6-32X5/16*	100	U51260.013.0031	1/4-20X3/8*	100	U51260.025.0037	1/2-13X1/2*	50	U51260.050.0050
NO.6-32X3/8*	100	U51260.013.0037	1/4-20X1/2*	100	U51260.025.0050	1/2-13X5/8*	25	U51260.050.0062
			1/4-20X5/8*	100	U51260.025.0062	1/2-13X3/4*	25	U51260.050.0075
NO.8-32X1/8*	100	U51260.016.0012	1/4-20X3/4*	100	U51260.025.0075	1/2-13X1 Inch*	25	U51260.050.0100
NO.8-32X3/16*	100	U51260.016.0018						

Stavěcí šroub s vnitřním šestihranem a důlkem UNF

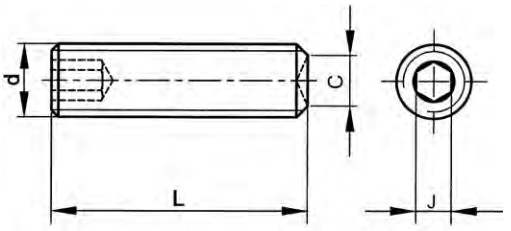

ASME ≈B18.3



Technické údaje

d	C (max.)	J	Závitů na palec
No.4	0.061	0.05	48
No.5	0.067	1/16	44
No.6	0.074	1/16	40
No.8	0.087	5/64	36
No.10	0.102	3/32	32
1/4	0.132	1/8	28
5/16	0.172	5/32	24
3/8	0.212	3/16	24
7/16	0.252	7/32	20
1/2	0.291	1/4	20
5/8	0.371	5/16	18
3/4	0.450	3/8	16

Skupiny produktů

Závit	Typ drážky	Materiál	Kód	Strana
UNF	S vnitřním šestihranem	Oc	U07852	2-75
UNF	S vnitřním šestihranem	NO A2 (AISI304/18-8)	U51261	2-76

U07852 Stavěcí šroub s vnitřním šestihranem a důlkem UNF **X05A**

Závit Unified National Fine
Materiál Ocel

d x L	✉	Kód výrobku	d x L	✉	Kód výrobku	d x L	✉	Kód výrobku
NO.4-48X1/8*	100	U07852.011.0012	NO.10-32X1.3/4*	100	U07852.019.0175	3/8-24X3/4*	100	U07852.037.0075
NO.4-48X3/16*	100	U07852.011.0018	NO.10-32X2 Inch*	50	U07852.019.0200	3/8-24X1 Inch*	100	U07852.037.0100
NO.4-48X1/4*	100	U07852.011.0025				3/8-24X1.1/4*	100	U07852.037.0125
NO.4-48X1/2*	100	U07852.011.0050	1/4-28X3/16*	100	U07852.025.0018	3/8-24X1.1/2*	50	U07852.037.0150
			1/4-28X1/4*	100	U07852.025.0025	3/8-24X1.3/4*	50	U07852.037.0175
NO.5-44X1/8*	100	U07852.012.0012	1/4-28X5/16*	100	U07852.025.0031	3/8-24X2 Inch*	25	U07852.037.0200
NO.5-44X3/16*	100	U07852.012.0018	1/4-28X3/8*	100	U07852.025.0037	3/8-24X2.1/2*	25	U07852.037.0250
NO.5-44X1/4*	100	U07852.012.0025	1/4-28X1/2*	100	U07852.025.0050			
			1/4-28X5/8*	100	U07852.025.0062	7/16-20X3/8*	50	U07852.043.0037
NO.6-40X1/8*	100	U07852.013.0012	1/4-28X3/4*	100	U07852.025.0075	7/16-20X7/16*	50	U07852.043.0043
NO.6-40X3/16*	100	U07852.013.0018	1/4-28X1 Inch*	100	U07852.025.0100	7/16-20X1/2*	50	U07852.043.0050
NO.6-40X1/4*	100	U07852.013.0025	1/4-28X1.1/4*	100	U07852.025.0125	7/16-20X5/8*	50	U07852.043.0062
NO.6-40X5/16*	100	U07852.013.0031	1/4-28X1.1/2*	100	U07852.025.0150	7/16-20X3/4*	50	U07852.043.0075
NO.6-40X3/8*	100	U07852.013.0037	1/4-28X1.3/4*	100	U07852.025.0175	7/16-20X7/8*	50	U07852.043.0087
NO.6-40X1/2*	100	U07852.013.0050	1/4-28X2 Inch*	100	U07852.025.0200	7/16-20X1 Inch*	50	U07852.043.0100
			1/4-28X2.1/2*	50	U07852.025.0250	7/16-20X1.1/4*	25	U07852.043.0125
NO.8-36X1/8*	100	U07852.016.0012				7/16-20X1.1/2*	25	U07852.043.0150
NO.8-36X3/16*	100	U07852.016.0018	5/16-24X1/4*	100	U07852.031.0025	7/16-20X1.3/4*	25	U07852.043.0175
NO.8-36X1/4*	100	U07852.016.0025	5/16-24X5/16*	100	U07852.031.0031	7/16-20X2 Inch*	10	U07852.043.0200
NO.8-36X5/16*	100	U07852.016.0031	5/16-24X3/8*	100	U07852.031.0037			
NO.8-36X3/8*	100	U07852.016.0037	5/16-24X1/2*	100	U07852.031.0050	1/2-20X3/8*	25	U07852.050.0037
NO.8-36X1/2*	100	U07852.016.0050	5/16-24X5/8*	100	U07852.031.0062	1/2-20X1/2*	50	U07852.050.0050
			5/16-24X3/4*	100	U07852.031.0075	1/2-20X5/8*	50	U07852.050.0062
NO.10-32X1/8*	100	U07852.019.0012	5/16-24X1 Inch*	100	U07852.031.0100	1/2-20X3/4*	25	U07852.050.0075
NO.10-32X3/16*	100	U07852.019.0018	5/16-24X1.1/4*	100	U07852.031.0125	1/2-20X1 Inch*	25	U07852.050.0100
NO.10-32X1/4*	100	U07852.019.0025	5/16-24X1.1/2*	100	U07852.031.0150	1/2-20X1.1/4*	25	U07852.050.0125
NO.10-32X5/16*	100	U07852.019.0031	5/16-24X1.3/4*	100	U07852.031.0175	1/2-20X1.1/2*	10	U07852.050.0150
NO.10-32X3/8*	100	U07852.019.0037	5/16-24X2 Inch*	100	U07852.031.0200	1/2-20X1.3/4*	25	U07852.050.0175
NO.10-32X1/2*	100	U07852.019.0050	5/16-24X2.1/2*	50	U07852.031.0250	1/2-20X2 Inch*	10	U07852.050.0200
NO.10-32X5/8*	100	U07852.019.0062				1/2-20X2.1/2*	10	U07852.050.0250
NO.10-32X3/4*	100	U07852.019.0075	3/8-24X1/4*	100	U07852.037.0025	1/2-20X3 Inch*	10	U07852.050.0300
NO.10-32X7/8*	100	U07852.019.0087	3/8-24X5/16*	100	U07852.037.0031			
NO.10-32X1 Inch*	100	U07852.019.0100	3/8-24X3/8*	100	U07852.037.0037	5/8-18X1/2*	10	U07852.062.0050
NO.10-32X1.1/4*	100	U07852.019.0125	3/8-24X1/2*	100	U07852.037.0050	5/8-18X5/8*	10	U07852.062.0062
NO.10-32X1.1/2*	100	U07852.019.0150	3/8-24X5/8*	100	U07852.037.0062	5/8-18X3/4*	10	U07852.062.0075

U07852 Stavěcí šroub s vnitřním šestihranem a důlkem UNF

d x L	✉	Kód výrobku	d x L	✉	Kód výrobku	d x L	✉	Kód výrobku
5/8-18X1 Inch*	10	U07852.062.0100				3/4-16X1.3/4*	5	U07852.075.0175
5/8-18X1.1/2*	10	U07852.062.0150	3/4-16X3/4*	5	U07852.075.0075	3/4-16X2 Inch*	5	U07852.075.0200
5/8-18X2 Inch*	10	U07852.062.0200	3/4-16X1 Inch*	5	U07852.075.0100	3/4-16X2.1/2*	5	U07852.075.0250
5/8-18X2.1/2*	10	U07852.062.0250	3/4-16X1.1/2*	5	U07852.075.0150	3/4-16X3 Inch*	5	U07852.075.0300

U51261 Stavěcí šroub s vnitřním šestihranem a důlkem UNF X15A

Závit Unified National Fine
Materiál Nerezocel A2 (AISI 304/18-8)

d x L	✉	Kód výrobku	d x L	✉	Kód výrobku	d x L	✉	Kód výrobku
NO.10-32X3/16*	100	U51261.019.0018	NO.10-32X3/8*	100	U51261.019.0037	NO.10-32X5/8*	100	U51261.019.0062
NO.10-32X1/4*	100	U51261.019.0025	NO.10-32X1/2*	100	U51261.019.0050	NO.10-32X3/4*	100	U51261.019.0075
NO.10-32X5/16*	100	U51261.019.0031						

Stavěcí šroub s vnitřním šestihranem a rýhovaným důlkem MF

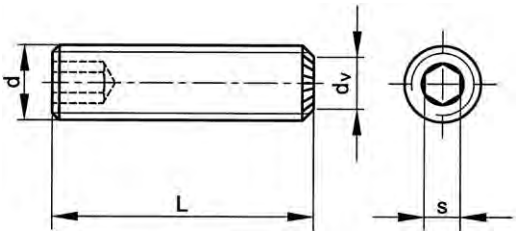

DIN	**≈916**
ISO	≈4029
NEN	≈2343
ASME	≈B18.3.6M
NF	≈E27-183
BS	≈4168-5



Technické údaje

d	d_v	P	s	d	d_v	P	s
M3	1.4	0.5	1.5	M6	3	1	3
M4	2	0.7	2	M8	5	1.25	4
M5	2.5	0.8	2.5				

07890 Stavěcí šroub s vnitřním šestihranem a rýhovaným důlkem MF D05A

Závit Metrický závit
Materiál Ocel
Třída 45H

d x L	✉	Kód výrobku	d x L	✉	Kód výrobku	d x L	✉	Kód výrobku
M3X4	200	07890.030.004				M6X12	200	07890.060.012
M3X5	200	07890.030.005	M5X5	200	07890.050.005	M6X16	200	07890.060.016
M3X6	200	07890.030.006	M5X6	200	07890.050.006	M6X20	200	07890.060.020
M3X8	200	07890.030.008	M5X8	200	07890.050.008	M6X25	200	07890.060.025
M3X10	200	07890.030.010	M5X10	200	07890.050.010			
			M5X12	200	07890.050.012	M8X8	200	07890.080.008
M4X5	200	07890.040.005	M5X16	200	07890.050.016	M8X10	200	07890.080.010
M4X6	200	07890.040.006	M5X20	200	07890.050.020	M8X12	200	07890.080.012
M4X8	200	07890.040.008				M8X16	200	07890.080.016
M4X10	200	07890.040.010	M6X6	200	07890.060.006	M8X20	200	07890.080.020
M4X12	200	07890.040.012	M6X8	200	07890.060.008	M8X25	200	07890.080.025
M4X16	200	07890.040.016	M6X10	200	07890.060.010	M8X30	200	07890.080.030

- UPOZORNĚNÍ: Elektrolytické pokovení těchto produktů může způsobit vodíkovou křehkost.

Rýhovaný UNC

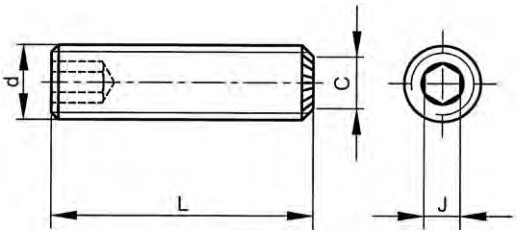

ASME ≈B18.3

Technické údaje

d	C (max.)	J	Závitů na palec
No.4	0.054	0.05	40
No.6	0.074	1/16	32
No.8	0.087	5/64	32
No.10	0.102	3/32	24
1/4	0.132	1/8	20
5/16	0.172	5/32	18
3/8	0.212	3/16	16
1/2	0.291	1/4	13

U07890 **Stavěcí šroub s vnitřním šestihranem a rýhovaným dúlkem UNC** **X05A**

Závit Unified National Coarse
Materiál Ocel

d x L	✉	Kód výrobku	d x L	✉	Kód výrobku	d x L	✉	Kód výrobku
NO.4-40X1/8*	100	U07890.011.0012	NO.10-24X1/4*	100	U07890.019.0025	5/16-18X5/16*	100	U07890.031.0031
			NO.10-24X5/16*	100	U07890.019.0031	5/16-18X3/8*	100	U07890.031.0037
NO.6-32X1/8*	100	U07890.013.0012	NO.10-24X3/8*	100	U07890.019.0037	5/16-18X1/2*	100	U07890.031.0050
NO.6-32X3/16*	100	U07890.013.0018	NO.10-24X1/2*	100	U07890.019.0050	5/16-18X5/8*	100	U07890.031.0062
NO.6-32X1/4*	100	U07890.013.0025	NO.10-24X3/4*	100	U07890.019.0075	5/16-18X3/4*	100	U07890.031.0075
NO.6-32X5/16*	100	U07890.013.0031	NO.10-24X1 Inch*	100	U07890.019.0100	5/16-18X1 Inch*	100	U07890.031.0100
NO.6-32X3/8*	100	U07890.013.0037						
NO.6-32X1/2*	100	U07890.013.0050	1/4-20X3/16*	100	U07890.025.0018	3/8-16X3/8*	100	U07890.037.0037
			1/4-20X1/4*	100	U07890.025.0025	3/8-16X1/2*	100	U07890.037.0050
NO.8-32X1/8*	100	U07890.016.0012	1/4-20X5/16*	100	U07890.025.0031	3/8-16X5/8*	100	U07890.037.0062
NO.8-32X3/16*	100	U07890.016.0018	1/4-20X3/8*	100	U07890.025.0037	3/8-16X3/4*	100	U07890.037.0075
NO.8-32X1/4*	100	U07890.016.0025	1/4-20X1/2*	100	U07890.025.0050	3/8-16X1 Inch*	100	U07890.037.0100
NO.8-32X5/16*	100	U07890.016.0031	1/4-20X5/8*	100	U07890.025.0062			
NO.8-32X3/8*	100	U07890.016.0037	1/4-20X3/4*	100	U07890.025.0075	1/2-13X1/2*	50	U07890.050.0050
NO.8-32X1/2*	100	U07890.016.0050	1/4-20X1 Inch*	100	U07890.025.0100	1/2-13X5/8*	25	U07890.050.0062
NO.8-32X5/8*	100	U07890.016.0062	1/4-20X1.1/4*	100	U07890.025.0125	1/2-13X3/4*	25	U07890.050.0075
NO.8-32X3/4*	100	U07890.016.0075				1/2-13X1 Inch*	25	U07890.050.0100
			5/16-18X1/4*	100	U07890.031.0025	1/2-13X1.1/4*	25	U07890.050.0125
NO.10-24X3/16*	100	U07890.019.0018						

Stavěcí šroub s vnitřním šestihranem a rýhovaným dúlkem UNF

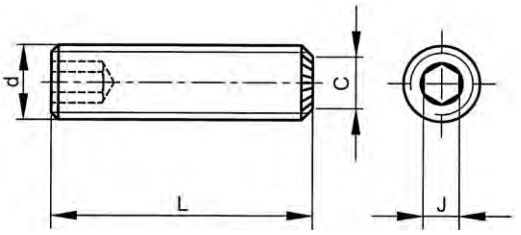

ASME **≈B18.3**



Technické údaje

d	C (max.)	J	Závitů na palec
No.10	0.102	3/32	32
1/4	0.132	1/8	28
5/16	0.172	5/32	24
3/8	0.212	3/16	24

U07891 **Stavěcí šroub s vnitřním šestihranem a rýhovaným dúlkem UNF** **X05A**

Závit Unified National Fine
Materiál Ocel

d x L	✉	Kód výrobku	d x L	✉	Kód výrobku	d x L	✉	Kód výrobku
NO.10-32X3/16*	100	U07891.019.0018	1/4-28X5/16*	100	U07891.025.0031	5/16-24X5/8*	100	U07891.031.0062
NO.10-32X1/4*	100	U07891.019.0025	1/4-28X3/8*	100	U07891.025.0037	5/16-24X3/4*	100	U07891.031.0075
NO.10-32X5/16*	100	U07891.019.0031	1/4-28X1/2*	100	U07891.025.0050			
NO.10-32X3/8*	100	U07891.019.0037				3/8-24X3/8*	100	U07891.037.0037
NO.10-32X1/2*	100	U07891.019.0050	5/16-24X1/4*	100	U07891.031.0025	3/8-24X1/2*	100	U07891.037.0050
			5/16-24X5/16*	100	U07891.031.0031	3/8-24X5/8*	100	U07891.037.0062
1/4-28X3/16*	100	U07891.025.0018	5/16-24X3/8*	100	U07891.031.0037	3/8-24X3/4*	50	U07891.037.0075
1/4-28X1/4*	100	U07891.025.0025	5/16-24X1/2*	100	U07891.031.0050			

Stavěcí šroub s vnitřním šestihranem a plochým koncem

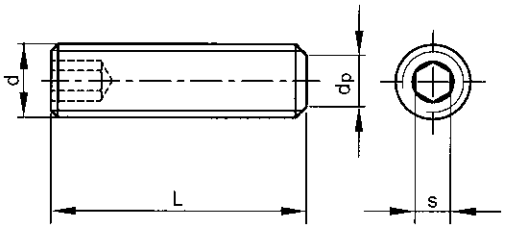

DIN	**913**
ISO	4026
NEN	2341
ASME	B18.3.6M
NF	E27-180
BS	4168-2



Technické údaje

d	d_p (max.)	P	s	d	d_p (max.)	P	s
M1.6	0.8	0.35	0.7	M6	4	1	3
M2	1	0.4	0.9	M8	5.5	1.25	4
M2.5	1.5	0.45	1.3	M10	7	1.5	5
M3	2	0.5	1.5	M12	8.5	1.75	6
M4	2.5	0.7	2	M16	12	2	8
M5	3.5	0.8	2.5	M20	15	2.5	10

Skupiny produktů

Závit	Typ drážky	Materiál	Třída	Povrchová úprava	Kód	Strana
M	S vnitřním šestihranem	Oc	45H		07810	2-79
M	S vnitřním šestihranem	Oc	45H	Zn	07860	2-79
M	S vnitřním šestihranem	NO A2			51240	2-80
M	S vnitřním šestihranem	NO A4			55240	2-80

07810 Stavěcí šroub s vnitřním šestihranem a plochým koncem D05A

Závit Metrický závit
Materiál Ocel
Třída 45H

d x L	✉	Kód výrobku	d x L	✉	Kód výrobku	d x L	✉	Kód výrobku
M3X3	200	07810.030.003	M6X8	200	07810.060.008	M10X40	100	07810.100.040
M3X4	200	07810.030.004	M6X10	200	07810.060.010	M10X50	100	07810.100.050
M3X5	200	07810.030.005	M6X12	200	07810.060.012	M10X60	100	07810.100.060
M3X6	200	07810.030.006	M6X16	200	07810.060.016	M10X70	100	07810.100.070
M3X8	200	07810.030.008	M6X20	200	07810.060.020	M10X80	100	07810.100.080
M3X10	200	07810.030.010	M6X25	200	07810.060.025	M10X100	50	07810.100.100
M3X12	200	07810.030.012	M6X30	200	07810.060.030			
M3X16	200	07810.030.016	M6X35	200	07810.060.035	M12X12	100	07810.120.012
M3X20	200	07810.030.020	M6X40	200	07810.060.040	M12X16	100	07810.120.016
			M6X45	200	07810.060.045	M12X20	100	07810.120.020
M4X4	200	07810.040.004	M6X50	200	07810.060.050	M12X25	100	07810.120.025
M4X5	200	07810.040.005				M12X30	100	07810.120.030
M4X6	200	07810.040.006	M8X6	200	07810.080.006	M12X35	100	07810.120.035
M4X8	200	07810.040.008	M8X8	200	07810.080.008	M12X40	100	07810.120.040
M4X10	200	07810.040.010	M8X10	200	07810.080.010	M12X50	100	07810.120.050
M4X12	200	07810.040.012	M8X12	200	07810.080.012	M12X60	25	07810.120.060
M4X16	200	07810.040.016	M8X16	200	07810.080.016	M12X70	100	07810.120.070
M4X20	200	07810.040.020	M8X20	200	07810.080.020			
M4X25	200	07810.040.025	M8X25	200	07810.080.025	M16X16	50	07810.160.016
M4X30	200	07810.040.030	M8X30	200	07810.080.030	M16X20	50	07810.160.020
			M8X35	100	07810.080.035	M16X25	50	07810.160.025
M5X5	200	07810.050.005	M8X40	100	07810.080.040	M16X30	50	07810.160.030
M5X6	200	07810.050.006	M8X50	100	07810.080.050	M16X35	50	07810.160.035
M5X8	200	07810.050.008	M8X60	100	07810.080.060	M16X40	50	07810.160.040
M5X10	200	07810.050.010	M8X70	100	07810.080.070	M16X50	50	07810.160.050
M5X12	200	07810.050.012	M8X80	100	07810.080.080	M16X60	25	07810.160.060
M5X16	200	07810.050.016				M16X70	100	07810.160.070
M5X20	200	07810.050.020	M10X10	25	07810.100.010	M16X80	25	07810.160.080
M5X25	200	07810.050.025	M10X12	200	07810.100.012	M16X90	25	07810.160.090
M5X30	200	07810.050.030	M10X16	200	07810.100.016	M16X100	25	07810.160.100
M5X35	100	07810.050.035	M10X20	200	07810.100.020			
M5X40	100	07810.050.040	M10X25	100	07810.100.025	M20X20	10	07810.200.020
			M10X30	100	07810.100.030	M20X25	10	07810.200.025
M6X6	200	07810.060.006						

- UPOZORNĚNÍ: Elektrolytické pokovení těchto produktů může způsobit vodíkovou křehkost.

07860 Stavěcí šroub s vnitřním šestihranem a plochým koncem D05A

Závit Metrický závit
Materiál Ocel
Třída 45H
Povrchová úprava Pozinkované

d x L	✉	Kód výrobku	d x L	✉	Kód výrobku	d x L	✉	Kód výrobku
M3X6	200	07860.030.006	M5X20	200	07860.050.020	M8X30	200	07860.080.030
M3X8	200	07860.030.008	M5X25	200	07860.050.025	M8X40	100	07860.080.040
M3X10	200	07860.030.010						
M3X12	200	07860.030.012	M6X6	200	07860.060.006	M10X10	200	07860.100.010
			M6X8	200	07860.060.008	M10X12	200	07860.100.012
M4X4	200	07860.040.004	M6X10	200	07860.060.010	M10X16	200	07860.100.016
M4X5	200	07860.040.005	M6X12	200	07860.060.012	M10X20	200	07860.100.020
M4X6	200	07860.040.006	M6X16	200	07860.060.016	M10X25	100	07860.100.025
M4X8	200	07860.040.008	M6X20	200	07860.060.020	M10X30	100	07860.100.030
M4X10	200	07860.040.010	M6X25	200	07860.060.025	M10X40	100	07860.100.040
M4X12	200	07860.040.012	M6X30	200	07860.060.030	M10X50	100	07860.100.050
M4X16	200	07860.040.016						
M4X20	200	07860.040.020	M8X8	200	07860.080.008	M12X12	100	07860.120.012
			M8X10	200	07860.080.010	M12X16	100	07860.120.016
M5X6	200	07860.050.006	M8X12	200	07860.080.012	M12X20	100	07860.120.020
M5X8	200	07860.050.008	M8X16	200	07860.080.016	M12X25	100	07860.120.025
M5X10	200	07860.050.010	M8X20	200	07860.080.020	M12X30	100	07860.120.030
M5X12	200	07860.050.012	M8X25	200	07860.080.025	M12X40	100	07860.120.040
M5X16	200	07860.050.016						

- UPOZORNĚNÍ: Elektrolytické pokovení těchto produktů může způsobit vodíkovou křehkost.

51240 Stavěcí šroub s vnitřním šestihranem a plochým koncem R03A

Závit Metrický závit
Materiál Nerezocel A2

d x L	✉	Kód výrobku
M1,6X2*	200	51240.016.002
M1,6X3	200	51240.016.003
M1,6X6*	200	51240.016.006
M2X2	500	51240.020.002
M2X3*	500	51240.020.003
M2X4	200	51240.020.004
M2X5*	500	51240.020.005
M2X6*	500	51240.020.006
M2X8*	500	51240.020.008
M2X10*	500	51240.020.010
M2X12*	500	51240.020.012
M2X16*	500	51240.020.016
M2,5X3*	500	51240.025.003
M2,5X4	500	51240.025.004
M2,5X5*	500	51240.025.005
M2,5X6*	500	51240.025.006
M2,5X8*	500	51240.025.008
M2,5X10*	500	51240.025.010
M2,5X12*	500	51240.025.012
M2,5X16*	500	51240.025.016
M3X3	200	51240.030.003
M3X4*	500	51240.030.004
M3X5*	500	51240.030.005
M3X6	200	51240.030.006
M3X8	200	51240.030.008
M3X10	200	51240.030.010
M3X12*	500	51240.030.012
M3X14*	500	51240.030.014
M3X16	200	51240.030.016
M3X20*	500	51240.030.020
M3X25*	500	51240.030.025
M3X30*	200	51240.030.030
M3X40*	200	51240.030.040
M4X3*	500	51240.040.003
M4X4	200	51240.040.004
M4X5	200	51240.040.005
M4X6	200	51240.040.006
M4X8	200	51240.040.008
M4X10	200	51240.040.010
M4X12	200	51240.040.012
M4X16	200	51240.040.016
M4X20	200	51240.040.020
M4X25*	500	51240.040.025
M4X30	200	51240.040.030
M4X40*	200	51240.040.040
M5X4	500	51240.050.004

d x L	✉	Kód výrobku
M5X5	500	51240.050.005
M5X6	200	51240.050.006
M5X8	200	51240.050.008
M5X10	200	51240.050.010
M5X12	200	51240.050.012
M5X14*	500	51240.050.014
M5X16	200	51240.050.016
M5X20	200	51240.050.020
M5X25*	200	51240.050.025
M5X30*	200	51240.050.030
M5X35*	200	51240.050.035
M5X40*	200	51240.050.040
M6X5	200	51240.060.005
M6X6	200	51240.060.006
M6X8	200	51240.060.008
M6X10	200	51240.060.010
M6X12	200	51240.060.012
M6X14*	200	51240.060.014
M6X16	200	51240.060.016
M6X20	200	51240.060.020
M6X25	200	51240.060.025
M6X30	200	51240.060.030
M6X35*	200	51240.060.035
M6X40*	200	51240.060.040
M6X45*	200	51240.060.045
M6X50*	200	51240.060.050
M6X60*	200	51240.060.060
M6X70*	200	51240.060.070
M8X6	200	51240.080.006
M8X8	200	51240.080.008
M8X10	200	51240.080.010
M8X12	200	51240.080.012
M8X16	200	51240.080.016
M8X20	200	51240.080.020
M8X25	100	51240.080.025
M8X30	100	51240.080.030
M8X35*	200	51240.080.035
M8X40	100	51240.080.040
M8X45*	200	51240.080.045
M8X50	200	51240.080.050
M8X60*	200	51240.080.060
M8X70*	200	51240.080.070
M8X80*	200	51240.080.080
M10X10	100	51240.100.010
M10X12	100	51240.100.012
M10X16	100	51240.100.016
M10X20	100	51240.100.020
M10X25	100	51240.100.025

d x L	✉	Kód výrobku
M10X30	100	51240.100.030
M10X35*	100	51240.100.035
M10X40	100	51240.100.040
M10X45*	100	51240.100.045
M10X50*	100	51240.100.050
M10X60*	100	51240.100.060
M10X70*	100	51240.100.070
M10X80	100	51240.100.080
M10X90*	100	51240.100.090
M12X12*	100	51240.120.012
M12X16*	100	51240.120.016
M12X20*	100	51240.120.020
M12X25*	100	51240.120.025
M12X30*	100	51240.120.030
M12X35*	100	51240.120.035
M12X40*	100	51240.120.040
M12X45*	100	51240.120.045
M12X50*	100	51240.120.050
M12X55*	100	51240.120.055
M12X60*	100	51240.120.060
M12X70	50	51240.120.070
M12X80*	50	51240.120.080
M12X90*	50	51240.120.090
M16X16*	50	51240.160.016
M16X20*	50	51240.160.020
M16X25*	50	51240.160.025
M16X30*	50	51240.160.030
M16X35*	50	51240.160.035
M16X40*	50	51240.160.040
M16X45*	50	51240.160.045
M16X50*	50	51240.160.050
M16X60*	50	51240.160.060
M16X70*	50	51240.160.070
M16X80*	25	51240.160.080
M16X90*	25	51240.160.090
M16X100*	25	51240.160.100
M20X20*	50	51240.200.020
M20X25*	50	51240.200.025
M20X30*	50	51240.200.030
M20X35*	50	51240.200.035
M20X40*	50	51240.200.040
M20X45*	50	51240.200.045
M20X50*	50	51240.200.050
M20X60*	50	51240.200.060
M20X70*	25	51240.200.070
M20X80*	25	51240.200.080
M20X90*	25	51240.200.090
M20X100*	25	51240.200.100

55240 Stavěcí šroub s vnitřním šestihranem a plochým koncem R43A

Závit Metrický závit
Materiál Nerezocel A4

d x L	✉	Kód výrobku
M3X4*	500	55240.030.004
M3X5	500	55240.030.005
M3X6	200	55240.030.006
M3X8	200	55240.030.008
M3X10	200	55240.030.010
M3X12	200	55240.030.012
M3X16	200	55240.030.016
M3X20	200	55240.030.020
M4X4	200	55240.040.004
M4X5	200	55240.040.005
M4X6	200	55240.040.006

d x L	✉	Kód výrobku
M4X8	200	55240.040.008
M4X10	200	55240.040.010
M4X12	200	55240.040.012
M4X16	200	55240.040.016
M4X20	200	55240.040.020
M4X25	200	55240.040.025
M4X30*	200	55240.040.030
M5X5	500	55240.050.005
M5X6	200	55240.050.006
M5X8	200	55240.050.008
M5X10	200	55240.050.010

d x L	✉	Kód výrobku
M5X12	200	55240.050.012
M5X16	200	55240.050.016
M5X20	200	55240.050.020
M5X25	200	55240.050.025
M5X30	200	55240.050.030
M5X35*	200	55240.050.035
M5X40*	200	55240.050.040
M6X6	200	55240.060.006
M6X8	200	55240.060.008
M6X10	200	55240.060.010
M6X12	200	55240.060.012

55240 **Stavěcí šroub s vnitřním šestihranem a plochým koncem** ←

d x L	✉	Kód výrobku	d x L	✉	Kód výrobku	d x L	✉	Kód výrobku
M6X14*	200	55240.060.014	M8X50*	200	55240.080.050	M12X40	100	55240.120.040
M6X16	200	55240.060.016	M8X60*	200	55240.080.060	M12X45*	100	55240.120.045
M6X20	200	55240.060.020				M12X50*	100	55240.120.050
M6X25	200	55240.060.025	M10X10*	200	55240.100.010	M12X60*	100	55240.120.060
M6X30	200	55240.060.030	M10X12	100	55240.100.012	M12X70*	50	55240.120.070
M6X35*	200	55240.060.035	M10X16	100	55240.100.016			
M6X40*	200	55240.060.040	M10X20	100	55240.100.020	M16X16*	50	55240.160.016
M6X45*	200	55240.060.045	M10X25	100	55240.100.025	M16X20*	50	55240.160.020
M6X50*	200	55240.060.050	M10X30	100	55240.100.030	M16X25*	50	55240.160.025
M6X60*	200	55240.060.060	M10X35*	100	55240.100.035	M16X30*	50	55240.160.030
			M10X40	100	55240.100.040	M16X35*	50	55240.160.035
M8X8	200	55240.080.008	M10X45*	100	55240.100.045	M16X40*	50	55240.160.040
M8X10	200	55240.080.010	M10X50	100	55240.100.050	M16X45*	50	55240.160.045
M8X12	200	55240.080.012	M10X60*	100	55240.100.060	M16X50*	50	55240.160.050
M8X16	200	55240.080.016				M16X60	50	55240.160.060
M8X20	200	55240.080.020	M12X12*	100	55240.120.012			
M8X25	100	55240.080.025	M12X16	100	55240.120.016	M20X25*	50	55240.200.025
M8X30	100	55240.080.030	M12X20	100	55240.120.020	M20X30*	50	55240.200.030
M8X35*	200	55240.080.035	M12X25	100	55240.120.025	M20X40*	50	55240.200.040
M8X40	100	55240.080.040	M12X30	100	55240.120.030	M20X50*	50	55240.200.050
M8X45*	200	55240.080.045	M12X35*	100	55240.120.035	M20X60*	50	55240.200.060

Stavěcí šroub s vnitřním šestihranem a plochým koncem

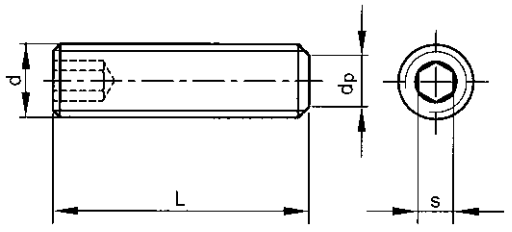

DIN	**≈913**
ISO	≈4026
NEN	≈2341
ASME	≈B18.3.6M
NF	≈E27-180
BS	≈4168-2



Technické údaje

d	d_p (max.)	s	d	d_p (max.)	s
M8	5.5	4	**M12**	8.5	6
M10	7	5	**M16**	12	8

07812 **Stavěcí šroub s vnitřním šestihranem a plochým koncem** **D93A**

Závit	Metrický jemný závit
Materiál	Ocel
Třída	45H

d x P x L	✉	Kód výrobku	d x P x L	✉	Kód výrobku	d x P x L	✉	Kód výrobku
M8X1,00X10	200	07812.080.010	M10X1,25X16	100	07812.100.016	M12X1,50X25	100	07812.120.025
M8X1,00X12	200	07812.080.012	M10X1,25X20	100	07812.100.020	M12X1,50X30	100	07812.120.030
M8X1,00X16	200	07812.080.016	M10X1,25X25	100	07812.100.025	M12X1,50X40	100	07812.120.040
M8X1,00X20	200	07812.080.020	M10X1,25X30	100	07812.100.030	M12X1,50X50	100	07812.120.050
M8X1,00X25	100	07812.080.025	M10X1,25X40	100	07812.100.040			
M8X1,00X30	100	07812.080.030	M10X1,25X50	100	07812.100.050	M16X1,50X20	50	07812.160.020
M8X1,00X40	100	07812.080.040				M16X1,50X25	50	07812.160.025
M8X1,00X50	100	07812.080.050	M12X1,50X10	100	07812.120.010	M16X1,50X30	50	07812.160.030
			M12X1,50X12	100	07812.120.012	M16X1,50X40	50	07812.160.040
M10X1,25X10	100	07812.100.010	M12X1,50X16	100	07812.120.016	M16X1,50X50	50	07812.160.050
M10X1,25X12	100	07812.100.012	M12X1,50X20	100	07812.120.020			

- UPOZORNĚNÍ: Elektrolytické pokovení těchto produktů může způsobit vodíkovou křehkost.

S plochým hrotem UNC

ASME ≈B18.3

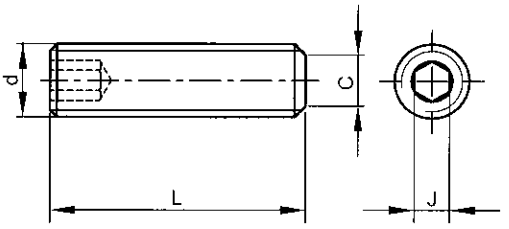



Technické údaje

d	C (max.)	J	Závitů na palec
No.4	0.061	0.05	40
No.5	0.067	1/16	40
No.6	0.074	1/16	32
No.8	0.087	5/64	32
No.10	0.102	3/32	24
1/4	0.132	1/8	20
5/16	0.172	5/32	18
3/8	0.212	3/16	16
7/16	0.252	7/32	14
1/2	0.291	1/4	13
5/8	0.371	5/16	11

U07810 S plochým hrotem UNC **X05A**

Závit Unified National Coarse
Materiál Ocel

d x L	✉	Kód výrobku
NO.4-40X1/8*	100	U07810.011.0012
NO.4-40X3/16*	100	U07810.011.0018
NO.4-40X1/4*	100	U07810.011.0025
NO.4-40X3/8*	100	U07810.011.0037
NO.5-40X1/8*	100	U07810.012.0012
NO.5-40X3/16*	100	U07810.012.0018
NO.5-40X1/4*	100	U07810.012.0025
NO.5-40X3/8*	100	U07810.012.0037
NO.5-40X1/2*	100	U07810.012.0050
NO.6-32X1/8*	100	U07810.013.0012
NO.6-32X3/16*	100	U07810.013.0018
NO.6-32X1/4*	100	U07810.013.0025
NO.6-32X5/16*	100	U07810.013.0031
NO.6-32X3/8*	100	U07810.013.0037
NO.6-32X1/2*	100	U07810.013.0050
NO.6-32X5/8*	100	U07810.013.0062
NO.6-32X3/4*	100	U07810.013.0075
NO.6-32X1 Inch*	100	U07810.013.0100
NO.8-32X1/8*	50	U07810.016.0012
NO.8-32X3/16*	100	U07810.016.0018
NO.8-32X1/4*	100	U07810.016.0025
NO.8-32X5/16*	100	U07810.016.0031
NO.8-32X3/8*	100	U07810.016.0037
NO.8-32X1/2*	100	U07810.016.0050
NO.8-32X5/8*	100	U07810.016.0062
NO.8-32X3/4*	100	U07810.016.0075
NO.8-32X1 Inch*	100	U07810.016.0100
NO.10-24X3/16*	100	U07810.019.0018
NO.10-24X1/4*	100	U07810.019.0025
NO.10-24X5/16*	100	U07810.019.0031
NO.10-24X3/8*	100	U07810.019.0037
NO.10-24X1/2*	100	U07810.019.0050
NO.10-24X5/8*	100	U07810.019.0062

d x L	✉	Kód výrobku
NO.10-24X3/4*	100	U07810.019.0075
NO.10-24X1 Inch*	100	U07810.019.0100
NO.10-24X1.1/4*	100	U07810.019.0125
NO.10-24X1.1/2*	100	U07810.019.0150
1/4-20X3/16*	100	U07810.025.0018
1/4-20X5/16*	100	U07810.025.0031
1/4-20X3/8*	100	U07810.025.0037
1/4-20X1/2*	100	U07810.025.0050
1/4-20X5/8*	100	U07810.025.0062
1/4-20X3/4*	100	U07810.025.0075
1/4-20X1 Inch*	100	U07810.025.0100
1/4-20X1.1/4*	100	U07810.025.0125
1/4-20X1.1/2*	100	U07810.025.0150
1/4-20X1.3/4*	100	U07810.025.0175
1/4-20X2 Inch*	100	U07810.025.0200
5/16-18X3/16*	100	U07810.031.0018
5/16-18X1/4*	100	U07810.031.0025
5/16-18X5/16*	100	U07810.031.0031
5/16-18X3/8*	100	U07810.031.0037
5/16-18X1/2*	100	U07810.031.0050
5/16-18X5/8*	100	U07810.031.0062
5/16-18X3/4*	100	U07810.031.0075
5/16-18X1 Inch*	100	U07810.031.0100
5/16-18X1.1/4*	100	U07810.031.0125
5/16-18X1.1/2*	100	U07810.031.0150
5/16-18X1.3/4*	100	U07810.031.0175
5/16-18X2 Inch*	100	U07810.031.0200
3/8-16X1/4*	100	U07810.037.0025
3/8-16X5/16*	100	U07810.037.0031
3/8-16X3/8*	100	U07810.037.0037
3/8-16X1/2*	100	U07810.037.0050
3/8-16X5/8*	100	U07810.037.0062
3/8-16X3/4*	100	U07810.037.0075

d x L	✉	Kód výrobku
3/8-16X1 Inch*	100	U07810.037.0100
3/8-16X1.1/4*	100	U07810.037.0125
3/8-16X1.1/2*	50	U07810.037.0150
3/8-16X1.3/4*	50	U07810.037.0175
3/8-16X2 Inch*	25	U07810.037.0200
3/8-16X2.1/2*	25	U07810.037.0250
7/16-14X3/8*	50	U07810.043.0037
7/16-14X5/8*	50	U07810.043.0062
7/16-14X3/4*	50	U07810.043.0075
7/16-14X1 Inch*	50	U07810.043.0100
1/2-13X3/8*	50	U07810.050.0037
1/2-13X1/2*	50	U07810.050.0050
1/2-13X5/8*	50	U07810.050.0062
1/2-13X3/4*	25	U07810.050.0075
1/2-13X1 Inch*	25	U07810.050.0100
1/2-13X1.1/4*	25	U07810.050.0125
1/2-13X1.1/2*	25	U07810.050.0150
1/2-13X1.3/4*	25	U07810.050.0175
1/2-13X2 Inch*	10	U07810.050.0200
1/2-13X2.1/2*	10	U07810.050.0250
1/2-13X3 Inch*	10	U07810.050.0300
1/2-13X4 Inch*	10	U07810.050.0400
5/8-11X1/2*	10	U07810.062.0050
5/8-11X5/8*	10	U07810.062.0062
5/8-11X3/4*	10	U07810.062.0075
5/8-11X7/8*	10	U07810.062.0087
5/8-11X1 Inch*	10	U07810.062.0100
5/8-11X1.1/4*	10	U07810.062.0125
5/8-11X1.1/2*	10	U07810.062.0150
5/8-11X1.3/4*	10	U07810.062.0175
5/8-11X2 Inch*	10	U07810.062.0200
5/8-11X2.1/2*	10	U07810.062.0250
5/8-11X3.1/2*	5	U07810.062.0350

Stavěcí šroub s vnitřním šestihranem a kuželovým koncem

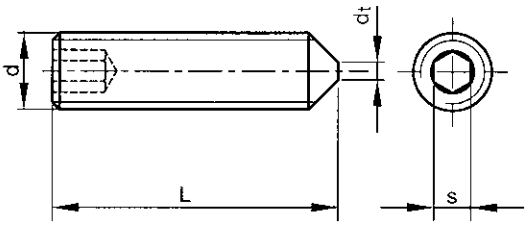

DIN	**914**
ISO	4027
NEN	2342
ASME	B18.3.6M
NF	E27-181
BS	4168-3



Technické údaje

d	d_t (max.)	P	s	d	d_t (max.)	P	s
M2	-	0.4	0.9	**M8**	2	1.25	4
M2.5	-	0.45	1.3	**M10**	2.5	1.5	5
M3	-	0.5	1.5	**M12**	3	1.75	6
M4	-	0.7	2	**M16**	4	2	8
M5	-	0.8	2.5	**M20**	5	2.5	10
M6	1.5	1	3				

Skupiny produktů

Závit	Typ drážky	Materiál	Třída	Kód	Strana
M	S vnitřním šestihranem	Oc	45H	07800	2-83
M	S vnitřním šestihranem	NO A2		51250	2-84
M	S vnitřním šestihranem	NO A4		55250	2-84

07800 **Stavěcí šroub s vnitřním šestihranem a kuželovým koncem** **D05A**

Závit	Metrický závit
Materiál	Ocel
Třída	45H

RoHS

d x L	✉	Kód výrobku	d x L	✉	Kód výrobku	d x L	✉	Kód výrobku
M3X3	200	07800.030.003	M5X20	200	07800.050.020			
M3X4	200	07800.030.004	M5X25	200	07800.050.025	M10X10	200	07800.100.010
M3X5	200	07800.030.005	M5X30	200	07800.050.030	M10X12	200	07800.100.012
M3X6	200	07800.030.006				M10X16	200	07800.100.016
M3X8	200	07800.030.008	M6X6	200	07800.060.006	M10X20	200	07800.100.020
M3X10	200	07800.030.010	M6X8	200	07800.060.008	M10X25	100	07800.100.025
M3X12	200	07800.030.012	M6X10	200	07800.060.010	M10X30	100	07800.100.030
M3X16	200	07800.030.016	M6X12	200	07800.060.012	M10X40	100	07800.100.040
M3X20	200	07800.030.020	M6X16	200	07800.060.016	M10X50	100	07800.100.050
			M6X20	200	07800.060.020			
M4X4	200	07800.040.004	M6X25	200	07800.060.025	M12X16	100	07800.120.016
M4X5	200	07800.040.005	M6X30	200	07800.060.030	M12X20	100	07800.120.020
M4X6	200	07800.040.006	M6X35	200	07800.060.035	M12X25	100	07800.120.025
M4X8	200	07800.040.008				M12X30	100	07800.120.030
M4X10	200	07800.040.010	M8X8	200	07800.080.008	M12X40	100	07800.120.040
M4X12	200	07800.040.012	M8X10	200	07800.080.010	M12X50	100	07800.120.050
M4X16	200	07800.040.016	M8X12	200	07800.080.012			
M4X20	200	07800.040.020	M8X16	200	07800.080.016	M16X16	50	07800.160.016
M4X25	200	07800.040.025	M8X20	200	07800.080.020	M16X20	50	07800.160.020
			M8X25	200	07800.080.025	M16X25	50	07800.160.025
M5X5	200	07800.050.005	M8X30	200	07800.080.030	M16X30	50	07800.160.030
M5X6	200	07800.050.006	M8X35	100	07800.080.035	M16X35	50	07800.160.035
M5X8	200	07800.050.008	M8X40	100	07800.080.040	M16X40	50	07800.160.040
M5X10	200	07800.050.010	M8X50	100	07800.080.050	M16X50	50	07800.160.050
M5X12	200	07800.050.012	M8X60	100	07800.080.060	M16X60	25	07800.160.060
M5X16	200	07800.050.016						

- UPOZORNĚNÍ: Elektrolytické pokovení těchto produktů může způsobit vodíkovou křehkost.

51250 Stavěcí šroub s vnitřním šestihranem a kuželovým koncem R03A

Závit Metrický závit
Materiál Nerezocel A2

d x L	✉	Kód výrobku
M2X3*	500	51250.020.003
M2X4*	500	51250.020.004
M2X5*	500	51250.020.005
M2X6*	500	51250.020.006
M2X8*	500	51250.020.008
M2X10*	500	51250.020.010
M2X12*	500	51250.020.012
M2,5X3*	500	51250.025.003
M2,5X4	200	51250.025.004
M2,5X5*	500	51250.025.005
M2,5X6*	500	51250.025.006
M2,5X8*	500	51250.025.008
M2,5X10*	500	51250.025.010
M2,5X12*	500	51250.025.012
M3X3*	500	51250.030.003
M3X4	500	51250.030.004
M3X5*	500	51250.030.005
M3X6*	500	51250.030.006
M3X8*	500	51250.030.008
M3X10*	500	51250.030.010
M3X12*	500	51250.030.012
M3X16*	500	51250.030.016
M3X20*	500	51250.030.020
M3X25*	500	51250.030.025
M3X30*	200	51250.030.030
M4X4	500	51250.040.004
M4X5	500	51250.040.005
M4X6	200	51250.040.006
M4X8	200	51250.040.008
M4X10	200	51250.040.010
M4X12	200	51250.040.012
M4X14	200	51250.040.014
M4X16	200	51250.040.016
M4X20	200	51250.040.020
M4X25*	500	51250.040.025
M4X30*	200	51250.040.030
M5X5*	500	51250.050.005
M5X6	200	51250.050.006

d x L	✉	Kód výrobku
M5X8	200	51250.050.008
M5X10	200	51250.050.010
M5X12	200	51250.050.012
M5X14*	500	51250.050.014
M5X16	200	51250.050.016
M5X18*	500	51250.050.018
M5X20	200	51250.050.020
M5X25	200	51250.050.025
M5X30*	200	51250.050.030
M5X35*	200	51250.050.035
M5X40*	200	51250.050.040
M5X45*	200	51250.050.045
M5X50	200	51250.050.050
M6X5*	200	51250.060.005
M6X6	200	51250.060.006
M6X8	200	51250.060.008
M6X10	200	51250.060.010
M6X12	200	51250.060.012
M6X14*	200	51250.060.014
M6X16	200	51250.060.016
M6X20	200	51250.060.020
M6X22*	200	51250.060.022
M6X25	200	51250.060.025
M6X30*	200	51250.060.030
M6X35*	200	51250.060.035
M6X40*	200	51250.060.040
M6X45*	200	51250.060.045
M6X50*	200	51250.060.050
M6X60*	200	51250.060.060
M8X6*	200	51250.080.006
M8X8	200	51250.080.008
M8X10	200	51250.080.010
M8X12	200	51250.080.012
M8X16	200	51250.080.016
M8X20	200	51250.080.020
M8X25	100	51250.080.025
M8X30	200	51250.080.030
M8X35*	200	51250.080.035
M8X40*	200	51250.080.040
M8X45*	200	51250.080.045

d x L	✉	Kód výrobku
M8X50*	200	51250.080.050
M8X60*	200	51250.080.060
M10X10*	200	51250.100.010
M10X12	100	51250.100.012
M10X16	100	51250.100.016
M10X20	100	51250.100.020
M10X25	100	51250.100.025
M10X30*	100	51250.100.030
M10X35*	100	51250.100.035
M10X40*	100	51250.100.040
M10X45*	100	51250.100.045
M10X50*	100	51250.100.050
M10X60*	100	51250.100.060
M12X12*	100	51250.120.012
M12X16*	100	51250.120.016
M12X20*	100	51250.120.020
M12X25*	100	51250.120.025
M12X30*	100	51250.120.030
M12X35	100	51250.120.035
M12X40*	100	51250.120.040
M12X45*	100	51250.120.045
M12X50*	100	51250.120.050
M12X55	100	51250.120.055
M12X60*	100	51250.120.060
M12X70*	50	51250.120.070
M16X16*	50	51250.160.016
M16X20*	50	51250.160.020
M16X25*	50	51250.160.025
M16X30*	50	51250.160.030
M16X40*	50	51250.160.040
M16X45*	50	51250.160.045
M16X50*	50	51250.160.050
M16X60*	50	51250.160.060
M16X70*	50	51250.160.070
M20X20*	50	51250.200.020
M20X30*	50	51250.200.030
M20X40*	50	51250.200.040
M20X50*	50	51250.200.050

55250 Stavěcí šroub s vnitřním šestihranem a kuželovým koncem R43A

Závit Metrický závit
Materiál Nerezocel A4

d x L	✉	Kód výrobku
M3X4*	500	55250.030.004
M3X5*	500	55250.030.005
M3X6*	500	55250.030.006
M3X8*	500	55250.030.008
M3X10*	500	55250.030.010
M3X12*	500	55250.030.012
M4X4*	500	55250.040.004
M4X5*	500	55250.040.005
M4X6	200	55250.040.006
M4X8	200	55250.040.008
M4X10	200	55250.040.010
M4X12	200	55250.040.012
M4X16	200	55250.040.016
M4X20	200	55250.040.020
M4X30*	200	55250.040.030
M5X5*	500	55250.050.005
M5X6	200	55250.050.006
M5X8	200	55250.050.008
M5X10	200	55250.050.010

d x L	✉	Kód výrobku
M5X12	200	55250.050.012
M5X14*	500	55250.050.014
M5X16	200	55250.050.016
M5X20	200	55250.050.020
M5X25*	200	55250.050.025
M5X30*	200	55250.050.030
M5X35*	200	55250.050.035
M5X40*	200	55250.050.040
M6X6	200	55250.060.006
M6X8	200	55250.060.008
M6X10	200	55250.060.010
M6X12	200	55250.060.012
M6X14*	200	55250.060.014
M6X16	200	55250.060.016
M6X20	200	55250.060.020
M6X25	200	55250.060.025
M6X30	200	55250.060.030
M6X35*	200	55250.060.035
M6X40*	200	55250.060.040
M6X45*	200	55250.060.045

d x L	✉	Kód výrobku
M8X8	200	55250.080.008
M8X10	200	55250.080.010
M8X12	200	55250.080.012
M8X16	200	55250.080.016
M8X20	200	55250.080.020
M8X25	100	55250.080.025
M8X30	100	55250.080.030
M8X35*	200	55250.080.035
M8X40	100	55250.080.040
M8X45*	200	55250.080.045
M8X50*	200	55250.080.050
M10X10*	200	55250.100.010
M10X12	100	55250.100.012
M10X16	100	55250.100.016
M10X20	100	55250.100.020
M10X25	100	55250.100.025
M10X30	100	55250.100.030
M10X35*	100	55250.100.035
M10X40	100	55250.100.040

55250 **Stavěcí šroub s vnitřním šestihranem a kuželovým koncem** ←

d x L	✉	Kód výrobku	d x L	✉	Kód výrobku	d x L	✉	Kód výrobku
M10X50*	100	55250.100.050	M12X25*	100	55250.120.025			
			M12X30*	100	55250.120.030	M16X25*	50	55250.160.025
M12X12*	100	55250.120.012	M12X40*	100	55250.120.040	M16X30*	50	55250.160.030
M12X16*	100	55250.120.016	M12X45*	100	55250.120.045	M16X40*	50	55250.160.040
M12X20*	100	55250.120.020	M12X50*	100	55250.120.050			

2

Stavěcí šroub s vnitřním šestihranem a kuželovým koncem UNC

ASME ≈B18.3

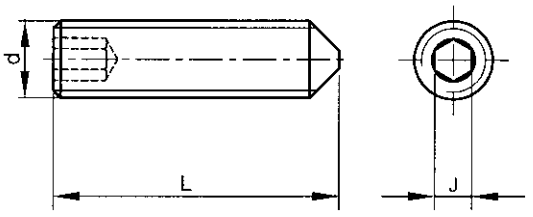



Technické údaje

d	J	Závitů na palec
No.4	0.05	40
No.5	1/16	40
No.6	1/16	32
No.8	5/64	32
No.10	3/32	24
1/4	1/8	20
5/16	5/32	18
3/8	3/16	16
1/2	1/4	13

U07800 **Stavěcí šroub s vnitřním šestihranem a kuželovým koncem UNC** **X05A**

Závit Unified National Coarse
Materiál Ocel

RoHS

d x L	✉	Kód výrobku	d x L	✉	Kód výrobku	d x L	✉	Kód výrobku
NO.4-40X1/8*	100	U07800.011.0012	NO.10-24X3/8*	100	U07800.019.0037	5/16-18X5/8*	100	U07800.031.0062
			NO.10-24X1/2*	100	U07800.019.0050	5/16-18X3/4*	100	U07800.031.0075
NO.5-40X1/4*	100	U07800.012.0025				5/16-18X1 Inch*	100	U07800.031.0100
			1/4-20X1/4*	100	U07800.025.0025			
NO.6-32X1/8*	100	U07800.013.0012	1/4-20X5/16*	100	U07800.025.0031	3/8-16X3/8*	100	U07800.037.0037
NO.6-32X3/16*	100	U07800.013.0018	1/4-20X3/8*	100	U07800.025.0037	3/8-16X1/2*	100	U07800.037.0050
NO.6-32X1/4*	100	U07800.013.0025	1/4-20X1/2*	50	U07800.025.0050	3/8-16X3/4*	100	U07800.037.0075
			1/4-20X5/8*	100	U07800.025.0062	3/8-16X1 Inch*	100	U07800.037.0100
NO.8-32X3/16*	100	U07800.016.0018	1/4-20X3/4*	50	U07800.025.0075			
NO.8-32X1/4*	100	U07800.016.0025	1/4-20X1 Inch*	100	U07800.025.0100	1/2-13X1/2*	50	U07800.050.0050
NO.8-32X3/8*	100	U07800.016.0037				1/2-13X3/4*	25	U07800.050.0075
			5/16-18X5/16*	50	U07800.031.0031	1/2-13X1 Inch*	25	U07800.050.0100
NO.10-24X1/4*	100	U07800.019.0025	5/16-18X3/8*	100	U07800.031.0037			
NO.10-24X5/16*	100	U07800.019.0031	5/16-18X1/2*	100	U07800.031.0050			

Stavěcí šroub s vnitřním šestihranem a čípkem

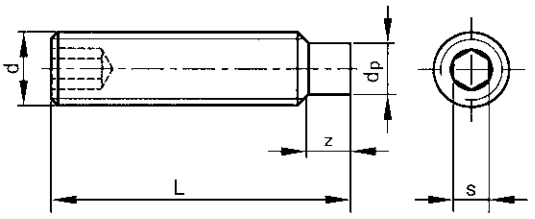

DIN	**915**
ISO	4028
NEN	2344
ASME	B18.3.6M
NF	E27-182
BS	4168-4



Technické údaje

d	z krátký L ≤	z krátký (min.)	z krátký (max.)	z dlouhý L ≥	z dlouhý (min.)	z dlouhý (max.)	d_p (max.)	P	s
M2	3	0.5	0.75	4	1	1.25	1	0.4	0.9
M2.5	4	0.63	0.88	5	1.25	1.5	1.5	0.45	1.3
M3	5	0.75	1	6	1.5	1.75	2	0.5	1.5
M4	6	1	1.25	8	2	2.25	2.5	0.7	2
M5	6	1.25	1.5	8	2.5	2.75	3.5	0.8	2.5
M6	8	1.5	1.75	10	3	3.25	4	1	3
M8	10	2	2.25	12	4	4.3	5.5	1.25	4
M10	12	2.5	2.75	16	5	5.3	7	1.5	5
M12	16	3	3.25	20	6	6.3	8.5	1.75	6
M16	20	4	4.3	25	8	8.36	12	2	8
M20	25	5	5.3	30	10	10.36	15	2.5	10

Skupiny produktů

Závit	Typ drážky	Materiál	Třída	Kód	Strana
M	S vnitřním šestihranem	Oc	45H	07820	2-86
M	S vnitřním šestihranem	NO A2		51230	2-87
M	S vnitřním šestihranem	NO A4		55230	2-87

07820 **Stavěcí šroub s vnitřním šestihranem a čípkem** **D05A**

Závit Metrický závit
Materiál Ocel
Třída 45H

d x L	✉	Kód výrobku	d x L	✉	Kód výrobku	d x L	✉	Kód výrobku
M3X3	200	07820.030.003	M6X8	200	07820.060.008	M10X45	100	07820.100.045
M3X4	200	07820.030.004	M6X10	200	07820.060.010	M10X50	100	07820.100.050
M3X5	200	07820.030.005	M6X12	200	07820.060.012	M10X60	50	07820.100.060
M3X6	200	07820.030.006	M6X16	200	07820.060.016			
M3X8	200	07820.030.008	M6X20	200	07820.060.020	M12X12	100	07820.120.012
M3X10	200	07820.030.010	M6X25	200	07820.060.025	M12X16	100	07820.120.016
M3X12	200	07820.030.012	M6X30	200	07820.060.030	M12X20	100	07820.120.020
M3X16	200	07820.030.016	M6X40	200	07820.060.040	M12X25	100	07820.120.025
M3X20	200	07820.030.020	M6X50	200	07820.060.050	M12X30	100	07820.120.030
						M12X35	100	07820.120.035
M4X6	200	07820.040.006	M8X8	200	07820.080.008	M12X40	100	07820.120.040
M4X8	200	07820.040.008	M8X10	200	07820.080.010	M12X45	100	07820.120.045
M4X10	200	07820.040.010	M8X12	200	07820.080.012	M12X50	100	07820.120.050
M4X12	200	07820.040.012	M8X16	200	07820.080.016	M12X60	50	07820.120.060
M4X16	200	07820.040.016	M8X20	200	07820.080.020			
M4X20	200	07820.040.020	M8X25	200	07820.080.025	M16X16	50	07820.160.016
M4X25	200	07820.040.025	M8X30	200	07820.080.030	M16X20	50	07820.160.020
M4X30	200	07820.040.030	M8X35	100	07820.080.035	M16X25	50	07820.160.025
			M8X40	100	07820.080.040	M16X30	50	07820.160.030
M5X6	200	07820.050.006	M8X45	100	07820.080.045	M16X35	50	07820.160.035
M5X8	200	07820.050.008	M8X50	100	07820.080.050	M16X40	50	07820.160.040
M5X10	200	07820.050.010	M8X80	100	07820.080.080	M16X50	50	07820.160.050
M5X12	200	07820.050.012				M16X60	25	07820.160.060
M5X16	200	07820.050.016	M10X12	200	07820.100.012			
M5X20	200	07820.050.020	M10X16	200	07820.100.016	M20X30	25	07820.200.030
M5X25	200	07820.050.025	M10X20	200	07820.100.020	M20X40	25	07820.200.040
M5X30	200	07820.050.030	M10X25	100	07820.100.025	M20X50	10	07820.200.050
M5X40	200	07820.050.040	M10X30	100	07820.100.030	M20X60	25	07820.200.060
			M10X35	100	07820.100.035	M20X70	25	07820.200.070
M6X6	200	07820.060.006	M10X40	100	07820.100.040	M20X140	25	07820.200.140

- UPOZORNĚNÍ: Elektrolytické pokovení těchto produktů může způsobit vodíkovou křehkost.

51230 Stavěcí šroub s vnitřním šestihranem a čípkem R03A

Závit Metrický závit
Materiál Nerezocel A2

d x L	✉	Kód výrobku
M2X3	500	51230.020.003
M2X4*	500	51230.020.004
M2X5*	500	51230.020.005
M2X6*	500	51230.020.006
M2X8*	500	51230.020.008
M2X12*	500	51230.020.012
M2,5X3*	500	51230.025.003
M2,5X4*	500	51230.025.004
M2,5X5*	500	51230.025.005
M2,5X6*	500	51230.025.006
M2,5X8*	500	51230.025.008
M2,5X10*	500	51230.025.010
M2,5X12*	500	51230.025.012
M3X3*	500	51230.030.003
M3X4*	500	51230.030.004
M3X5*	500	51230.030.005
M3X6*	500	51230.030.006
M3X8*	500	51230.030.008
M3X10*	500	51230.030.010
M3X12*	500	51230.030.012
M3X16*	500	51230.030.016
M3X20*	500	51230.030.020
M3X25*	500	51230.030.025
M4X4*	500	51230.040.004
M4X5*	500	51230.040.005
M4X6	200	51230.040.006
M4X8	200	51230.040.008
M4X10	200	51230.040.010
M4X12*	500	51230.040.012
M4X16	500	51230.040.016
M4X20*	500	51230.040.020
M4X25*	500	51230.040.025
M4X30*	200	51230.040.030

d x L	✉	Kód výrobku
M5X5*	500	51230.050.005
M5X6	200	51230.050.006
M5X8	200	51230.050.008
M5X10	200	51230.050.010
M5X12	200	51230.050.012
M5X16	200	51230.050.016
M5X18*	500	51230.050.018
M5X20	200	51230.050.020
M5X25*	200	51230.050.025
M5X30*	200	51230.050.030
M5X35*	200	51230.050.035
M5X40*	200	51230.050.040
M6X6	200	51230.060.006
M6X8	200	51230.060.008
M6X10	200	51230.060.010
M6X12	200	51230.060.012
M6X16	200	51230.060.016
M6X20	200	51230.060.020
M6X25	200	51230.060.025
M6X30	200	51230.060.030
M6X35*	200	51230.060.035
M6X40*	200	51230.060.040
M6X45*	200	51230.060.045
M6X50*	200	51230.060.050
M6X60*	200	51230.060.060
M8X8*	200	51230.080.008
M8X10	200	51230.080.010
M8X12	200	51230.080.012
M8X16	200	51230.080.016
M8X20	200	51230.080.020
M8X25	100	51230.080.025
M8X30	100	51230.080.030

d x L	✉	Kód výrobku
M8X35*	200	51230.080.035
M8X40	100	51230.080.040
M8X45*	200	51230.080.045
M8X50*	200	51230.080.050
M8X60*	200	51230.080.060
M10X10*	200	51230.100.010
M10X12	100	51230.100.012
M10X16	100	51230.100.016
M10X20	100	51230.100.020
M10X25	100	51230.100.025
M10X30	100	51230.100.030
M10X35*	200	51230.100.035
M10X40	100	51230.100.040
M10X45*	200	51230.100.045
M10X50*	200	51230.100.050
M10X60*	200	51230.100.060
M12X12*	100	51230.120.012
M12X16*	100	51230.120.016
M12X20*	100	51230.120.020
M12X25*	100	51230.120.025
M12X30*	100	51230.120.030
M12X35*	100	51230.120.035
M12X40*	100	51230.120.040
M12X45*	100	51230.120.045
M12X50*	100	51230.120.050
M12X55*	100	51230.120.055
M12X60*	100	51230.120.060
M16X20*	50	51230.160.020
M16X25	50	51230.160.025
M16X30*	50	51230.160.030
M16X40*	50	51230.160.040
M16X50*	50	51230.160.050

55230 Stavěcí šroub s vnitřním šestihranem a čípkem R43A

Závit Metrický závit
Materiál Nerezocel A4

d x L	✉	Kód výrobku
M3X4*	500	55230.030.004
M3X5*	500	55230.030.005
M3X6*	500	55230.030.006
M3X8*	500	55230.030.008
M4X4*	500	55230.040.004
M4X6*	500	55230.040.006
M4X8*	500	55230.040.008
M4X10	500	55230.040.010
M4X12*	500	55230.040.012
M4X16*	500	55230.040.016
M4X25*	500	55230.040.025
M5X6*	500	55230.050.006
M5X8	500	55230.050.008
M5X10*	500	55230.050.010
M5X12*	500	55230.050.012
M5X14*	500	55230.050.014

d x L	✉	Kód výrobku
M5X16*	500	55230.050.016
M5X20*	500	55230.050.020
M5X25*	200	55230.050.025
M6X6*	200	55230.060.006
M6X8*	200	55230.060.008
M6X10*	200	55230.060.010
M6X12*	200	55230.060.012
M6X16*	200	55230.060.016
M6X20*	200	55230.060.020
M6X25*	200	55230.060.025
M6X30*	200	55230.060.030
M8X8*	200	55230.080.008
M8X10*	200	55230.080.010
M8X12*	200	55230.080.012
M8X16*	200	55230.080.016
M8X20	200	55230.080.020

d x L	✉	Kód výrobku
M8X25*	200	55230.080.025
M8X30*	200	55230.080.030
M10X10*	200	55230.100.010
M10X12*	200	55230.100.012
M10X16*	200	55230.100.016
M10X20*	200	55230.100.020
M10X25*	100	55230.100.025
M10X30*	100	55230.100.030
M10X40*	100	55230.100.040
M12X20*	100	55230.120.020
M12X25*	100	55230.120.025
M12X30*	100	55230.120.030
M12X40*	100	55230.120.040
M12X45*	100	55230.120.045
M16X40*	50	55230.160.040

Stavěcí šroub s vnitřním šestihranem a čípkem UNC

ASME ≈B18.3

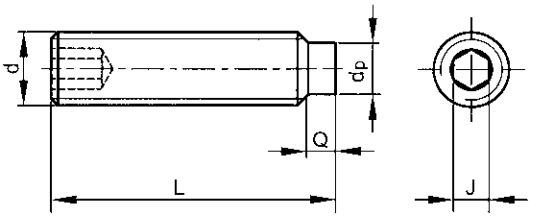



Technické údaje

d	d_p (max.)	J	Q (max.)	Závitů na palec
No.8	0.109	5/64	0.043	32
No.10	0.127	3/32	0.049	24
1/4	0.156	1/8	0.067	20
5/16	0.203	5/32	0.082	18
3/8	0.250	3/16	0.099	16
1/2	0.344	1/4	0.13	13
5/8	0.469	5/16	0.164	11

U07820 **Stavěcí šroub s vnitřním šestihranem a čípkem UNC** **X05A**

Závit Unified National Coarse
Materiál Ocel

d x L	✉	Kód výrobku	d x L	✉	Kód výrobku	d x L	✉	Kód výrobku
NO.8-32X3/16*	100	U07820.016.0018	1/4-20X5/16*	100	U07820.025.0031	3/8-16X5/8*	100	U07820.037.0062
NO.8-32X1/4*	100	U07820.016.0025	1/4-20X3/8*	100	U07820.025.0037	3/8-16X3/4*	100	U07820.037.0075
NO.8-32X5/16*	100	U07820.016.0031	1/4-20X1/2*	100	U07820.025.0050	3/8-16X1 Inch*	100	U07820.037.0100
NO.8-32X3/8*	100	U07820.016.0037	1/4-20X5/8*	100	U07820.025.0062	3/8-16X1.1/4*	100	U07820.037.0125
NO.8-32X1/2*	100	U07820.016.0050	1/4-20X3/4*	100	U07820.025.0075			
			1/4-20X1 Inch*	100	U07820.025.0100	1/2-13X1/2*	50	U07820.050.0050
NO.10-24X3/16*	100	U07820.019.0018				1/2-13X5/8*	50	U07820.050.0062
NO.10-24X1/4*	100	U07820.019.0025	5/16-18X5/16*	100	U07820.031.0031	1/2-13X3/4*	25	U07820.050.0075
NO.10-24X5/16*	100	U07820.019.0031	5/16-18X3/8*	100	U07820.031.0037	1/2-13X1 Inch*	25	U07820.050.0100
NO.10-24X3/8*	100	U07820.019.0037	5/16-18X1/2*	100	U07820.031.0050	1/2-13X1.1/4*	25	U07820.050.0125
NO.10-24X1/2*	100	U07820.019.0050						
			3/8-16X3/8*	100	U07820.037.0037	5/8-11X1 Inch*	10	U07820.062.0100
1/4-20X1/4*	100	U07820.025.0025	3/8-16X1/2*	100	U07820.037.0050	5/8-11X1.1/4*	10	U07820.062.0125

Stavěcí šroub s vnitřním šestihranem a nylonovým čípkem

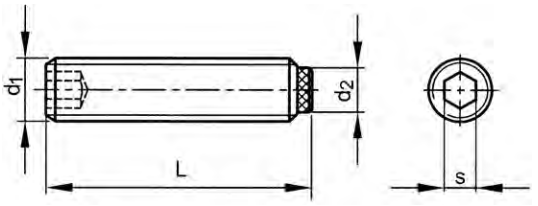

Technické údaje

d_1	d_2	P	s
M4	2.5	0.7	2
M5	3	0.8	2.5
M6	4	1	3

d_1	d_2	P	s
M8	5.5	1.25	4
M10	7	1.5	5

- Tyto stavěcí šrouby s vnitřním šestihranem a nylonovým čípkem jsou vhodné tam, kde je potřebný tlak, který nezpůsobuje poškození, např. u závitových tyčí a svorníků s povrchovou úpravou.

56949 Stavěcí šroub s vnitřním šestihranem a nylonovým čípkem **W03A**

Závit Metrický závit
Materiál Ocel
Třída 5.8

d_1 x L	✉	Kód výrobku	d_1 x L	✉	Kód výrobku	d_1 x L	✉	Kód výrobku
M4X6,5	25	56949.040.006	M5X11	25	56949.050.011	M8X10	10	56949.080.010
M4X7	25	56949.040.007	M5X12,5	25	56949.050.012	M8X12	10	56949.080.012
M4X8	25	56949.040.008	M5X16	25	56949.050.016	M8X13,6	10	56949.080.013
M4X9	25	56949.040.009	M5X17	25	56949.050.017	M8X20	10	56949.080.020
M4X10,5	25	56949.040.010						
M4X11	25	56949.040.011	M6X10	25	56949.060.010	M10X16	10	56949.100.016
			M6X11,3	25	56949.060.011	M10X18	10	56949.100.018
M5X8,5	25	56949.050.008	M6X26,3	10	56949.060.026	M10X26,9	10	56949.100.026
M5X9	25	56949.050.009				M10X27	10	56949.100.027
M5X10	25	56949.050.010						

Stavěcí šroub s vnitřním šestihranem a důlkem BSW

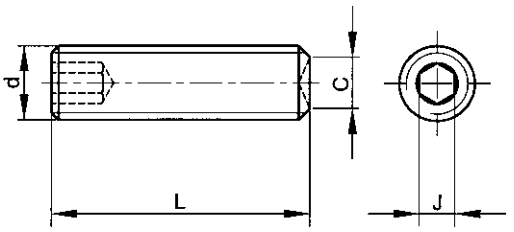

BS **≈2470**
ASME ≈B18.3

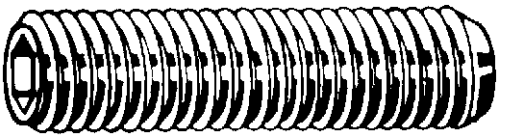

Technické údaje

d	C	J	Závitů na palec
1/2	7.3	1/4	12

07940 **Stavěcí šroub s vnitřním šestihranem a důlkem BSW** **X08A**

Závit British Standard Whitworth
Materiál Ocel
Třída 45H



d x L	✉	Kód výrobku	d x L	✉	Kód výrobku	d x L	✉	Kód výrobku
1/2X1/2	100	07940.127.012	1/2X3/4	100	07940.127.020	1/2X1.1/2	50	07940.127.040
1/2X5/8	100	07940.127.016	1/2X1 Inch	50	07940.127.025			

- UPOZORNĚNÍ: Elektrolytické pokovení těchto produktů může způsobit vodíkovou křehkost.

Stavěcí šroub s vnitřním šestihranem a důlkem UNC

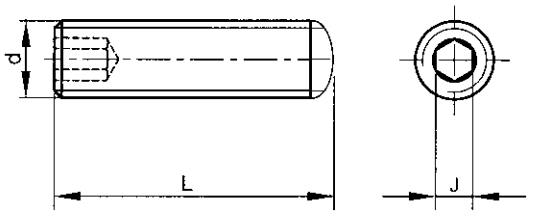

ASME **≈B18.3**



Technické údaje

d	J	Závitů na palec
No.6	1/16	32
No.8	5/64	32
No.10	3/32	24
1/4	1/8	20
5/16	5/32	18
3/8	3/16	16
1/2	1/4	13

U07845 **Stavěcí šroub s vnitřním šestihranem a důlkem UNC** **X05A**

Závit Unified National Coarse
Materiál Ocel

d x L	✉	Kód výrobku	d x L	✉	Kód výrobku	d x L	✉	Kód výrobku
NO.6-32X1/4*	100	U07845.013.0025				5/16-18X1/2*	100	U07845.031.0050
NO.6-32X5/16*	100	U07845.013.0031	1/4-20X1/4*	100	U07845.025.0025	5/16-18X5/8*	100	U07845.031.0062
NO.6-32X3/8*	100	U07845.013.0037	1/4-20X5/16*	100	U07845.025.0031	5/16-18X3/4*	100	U07845.031.0075
			1/4-20X3/8*	100	U07845.025.0037	5/16-18X1 Inch*	100	U07845.031.0100
NO.8-32X3/16*	100	U07845.016.0018	1/4-20X1/2*	100	U07845.025.0050			
NO.8-32X1/4*	100	U07845.016.0025	1/4-20X5/8*	100	U07845.025.0062	3/8-16X3/8*	100	U07845.037.0037
NO.8-32X1/2*	100	U07845.016.0050	1/4-20X3/4*	100	U07845.025.0075	3/8-16X1/2*	100	U07845.037.0050
			1/4-20X1 Inch*	100	U07845.025.0100	3/8-16X5/8*	100	U07845.037.0062
NO.10-24X3/16*	100	U07845.019.0018				3/8-16X3/4*	100	U07845.037.0075
NO.10-24X1/4*	100	U07845.019.0025	5/16-18X1/4*	100	U07845.031.0025	3/8-16X1 Inch*	100	U07845.037.0100
NO.10-24X3/8*	100	U07845.019.0037	5/16-18X5/16*	100	U07845.031.0031			
NO.10-24X1/2*	100	U07845.019.0050	5/16-18X3/8*	100	U07845.031.0037	1/2-13X1/2*	50	U07845.050.0050

U07845	Stavěcí šroub s vnitřním šestihranem a důlkem UNC							←
d x L	✉	Kód výrobku	d x L	✉	Kód výrobku	d x L	✉	Kód výrobku
1/2-13X5/8*	50	U07845.050.0062	1/2-13X3/4*	25	U07845.050.0075	1/2-13X1 Inch*	25	U07845.050.0100

Kryt na šroub s vnitřním šestihranem

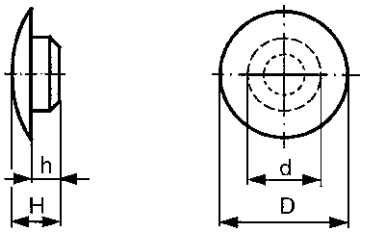

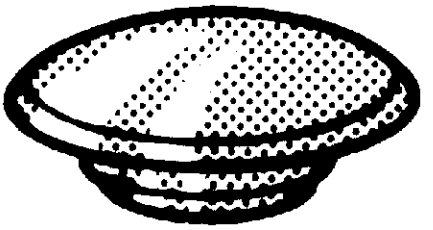

Technické údaje

Pro použití s	d	D	h	H	s
M5	4.3	9.1	1.5	2.8	4
M6	5.4	10.1	1.8	3.2	5
M8	6.3	13.1	2.4	3.8	6
M10	8.2	16	2.8	4.3	8
M12	10.5	18.2	3.4	5.5	10
M14	12.5	22.1	3.5	6.3	12
M16	14.5	23.8	3.8	7.5	14
M20	17.6	30.1	4.4	7.4	17

Příklady použití

Přednosti krytek na hlavy šroubů s vnitřním šestihranem:
- zabraňují korozi a nečistotám ve vnitřním šestihranu
- dekorativní účely
- snadná montáž a opakované použití
- celoroční teplotním od –60°C do +120°C
- barva šedá A RAL 7042
- UPOZORNĚNÍ: hlavy šroubů s vnitřním šestihranem nutnou být zakryty jen částečně.

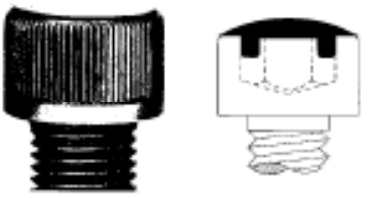

07760	Kryt na šroub s vnitřním šestihranem	D91A
Materiál	Plast Polyester	
Barva	Šedá	

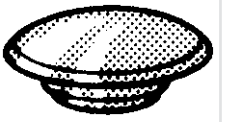

Pro použití s / s	✉	Kód výrobku	Pro použití s / s	✉	Kód výrobku	Pro použití s / s	✉	Kód výrobku
M5/s=4	100	07760.050.001	M10/s=8	100	07760.100.001	M16/s=14	100	07760.160.001
M6/s=5	100	07760.060.001	M12/s=10	100	07760.120.001	M20/s=17	50	07760.200.001
M8/s=6	100	07760.080.001	M14/s=12	100	07760.140.001			

Zátka s vnitřním šestihranem a vnějším kuželovým jemn. závitem

DIN 906

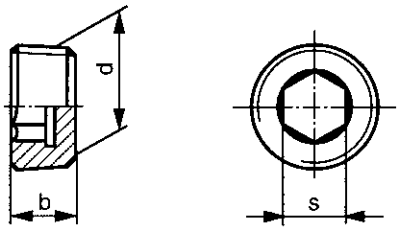

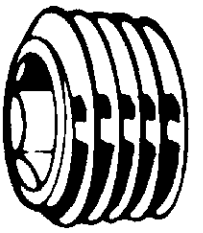

Technické údaje

d	b (js16)	s (D12)	d	b (js16)	s (D12)
M8	8	4	M22	10	10
M10	8	5	M24	12	12
M12	10	6	M26	12	12
M14	10	7	M27	12	12
M16	10	8	M30	12	17
M18	10	8	M36	15	19
M20	10	10	M42	18	22

Skupiny produktů

Závit	Typ drážky	Materiál	Kód	Strana
MF	S vnitřním šestihranem	Oc	07660	2-92
MF	S vnitřním šestihranem	NO A2	51961	2-92
MF	S vnitřním šestihranem	NO A4	55961	2-92

07660 Zátka s vnitřním šestihranem a vnějším kuželovým jemn. závitem D90A

Závit Metrický jemný závit
Materiál Ocel

d x P	✉	Kód výrobku	d x P	✉	Kód výrobku	d x P	✉	Kód výrobku
M8X1,00	50	07660.080.100	M18X1,50	25	07660.180.150	M26X1,50	25	07660.260.150
M10X1,00	50	07660.100.100	M20X1,50	25	07660.200.150	M30X1,50	10	07660.300.150
M12X1,50	50	07660.120.150	M22X1,50	25	07660.220.150	M36X1,50	10	07660.360.150
M14X1,50	50	07660.140.150	M24X1,50	25	07660.240.150	M42X1,50	10	07660.420.150
M16X1,50	50	07660.160.150						

51961 Zátka s vnitřním šestihranem a vnějším kuželovým jemn. závitem R09A

Závit Metrický jemný závit
Materiál Nerezocel A2

d x P	✉	Kód výrobku	d x P	✉	Kód výrobku	d x P	✉	Kód výrobku
M8X1,00*	50	51961.080.100	M18X1,50*	50	51961.180.150	M24X1,50*	10	51961.260.150
M10X1,00*	50	51961.100.100	M20X1,50*	25	51961.200.150	M27X2,00*	10	51961.270.200
M12X1,50*	50	51961.120.150	M22X1,50*	25	51961.220.150	M30X1,50*	10	51961.300.150
M14X1,50*	50	51961.140.150	M24X1,50*	25	51961.240.150	M30X2,00*	10	51961.300.200
M16X1,50*	50	51961.160.150						

55961 Zátka s vnitřním šestihranem a vnějším kuželovým jemn. závitem R49A

Závit Metrický jemný závit
Materiál Nerezocel A4

d x P	✉	Kód výrobku	d x P	✉	Kód výrobku	d x P	✉	Kód výrobku
M8X1,00*	50	55961.080.100	M16X1,50*	50	55961.160.150	M22X1,50*	25	55961.220.150
M10X1,00*	50	55961.100.100	M18X1,50*	50	55961.180.150	M24X1,50*	25	55961.240.150
M12X1,50*	50	55961.120.150	M20X1,50*	25	55961.200.150	M30X1,50*	10	55961.300.150
M14X1,50*	50	55961.140.150						

Zátka s vnitřním šestihranem a vnějším kuželovým trubkovým závitem

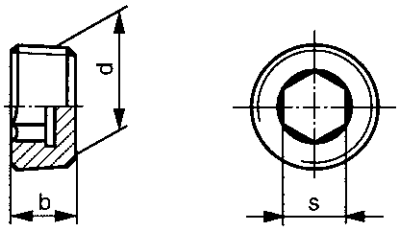

DIN 906

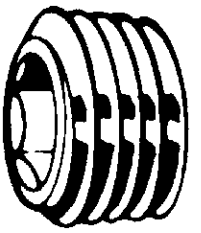

Technické údaje

d	b (js16)	s (D12)	Závitů na palec
R1/8	8	5	28
R1/4	10	7	19
R3/8	10	8	19
R1/2	10	10	14
R3/4	12	12	14

d	b (js16)	s (D12)	Závitů na palec
R1 Inch	12	17	11
R1.1/4	18	22	11
R1.1/2	20	24	11
R2 Inch	22	30	11

Skupiny produktů

Závit	Typ drážky	Materiál	Kód	Strana
R	S vnitřním šestihranem	Oc	07650	2-93
R	S vnitřním šestihranem	NO A2	51962	2-93
R	S vnitřním šestihranem	NO A4	55962	2-93

07650 Zátka s vnitřním šestihranem a vnějším kuželovým trubkovým závitem D90A

Závit Trubkový závit
Materiál Ocel

d	✉	Kód výrobku	d	✉	Kód výrobku	d	✉	Kód výrobku
R1/8	100	07650.031.001	R1/2	50	07650.127.001	R1.1/4	10	07650.317.001
R1/4	50	07650.063.001	R3/4	25	07650.191.001	R1.1/2	10	07650.381.001
R3/8	50	07650.096.001	R1 Inch	25	07650.254.001	R2 Inch	10	07650.508.001

51962 Zátka s vnitřním šestihranem a vnějším kuželovým trubkovým závitem R09A

Závit Trubkový závit
Materiál Nerezocel A2

d	✉	Kód výrobku	d	✉	Kód výrobku	d	✉	Kód výrobku
R1/8*	50	51962.031.001	R1/2*	25	51962.127.001	R1 Inch*	10	51962.254.001
R1/4*	50	51962.063.001	R3/4*	25	51962.191.001	R1.1/4*	5	51962.317.001
R3/8*	50	51962.096.001						

55962 Zátka s vnitřním šestihranem a vnějším kuželovým trubkovým závitem R49A

Závit Trubkový závit
Materiál Nerezocel A4

d	✉	Kód výrobku	d	✉	Kód výrobku	d	✉	Kód výrobku
R1/8*	50	55962.031.001	R1/2*	25	55962.127.001	R1.1/4*	5	55962.317.001
R1/4*	50	55962.063.001	R3/4*	25	55962.191.001	R1.1/2*	5	55962.381.001
R3/8*	50	55962.096.001	R1 Inch*	10	55962.254.001			

Zátka s vnitřním šestihranem MF

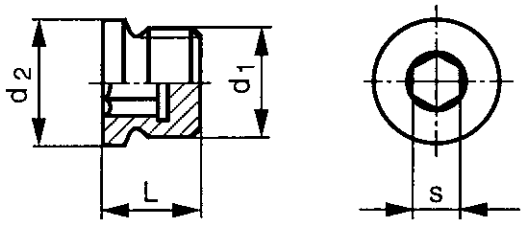

DIN 908

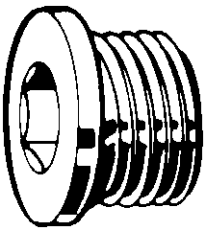

Technické údaje

d_1	d_2 (h14)	L ≈	s (D12)	d_1	d_2 (h14)	L ≈	s (D12)
M8 (≠DIN)	12	10	4	M30	36	20	17
M10	14	11	5	M33	39	21	17
M12	17	15	6	M36	42	21	19
M14	19	15	6	M38	44	21	19
M16	21	15	8	M42	49	21	22
M18	23	16	8	M45	52	21	22
M20	25	18	10	M48	55	21	24
M22	27	18	10	M52	60	21	24
M24	29	18	12	M56	64	25	32
M26	31	20	12	M60	68	25	32
M27	32	20	12	M64	72	25	32

Skupiny produktů

Závit	Typ drážky	Materiál	Kód	Strana
MF	S vnitřním šestihranem	Oc	07640	2-94
MF	S vnitřním šestihranem	NO A4	55963	2-94

07640 Zátka s vnitřním šestihranem MF — D90A

Závit Metrický jemný závit
Materiál Ocel

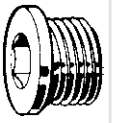

d_1 x P	✉	Kód výrobku	d_1 x P	✉	Kód výrobku	d_1 x P	✉	Kód výrobku
M8X1,00	50	07640.080.100	M26X1,50	25	07640.260.150	M45X1,50	10	07640.450.150
M10X1,00	50	07640.100.100	M27X2,00	25	07640.270.200	M45X2,00	10	07640.450.200
M12X1,50	50	07640.120.150	M30X1,50	10	07640.300.150	M48X1,50	10	07640.480.150
M14X1,50	50	07640.140.150	M33X2,00	10	07640.330.200	M48X2,00	10	07640.480.200
M16X1,50	50	07640.160.150	M36X1,50	10	07640.360.150	M52X1,50	5	07640.520.150
M18X1,50	25	07640.180.150	M36X2,00	10	07640.360.200	M52X2,00	5	07640.520.200
M20X1,50	25	07640.200.150	M38X1,50	10	07640.380.150	M56X2,00	5	07640.560.200
M22X1,50	25	07640.220.150	M42X1,50	10	07640.420.150	M60X2,00	3	07640.600.200
M24X1,50	25	07640.240.150	M42X2,00	10	07640.420.200	M64X2,00	3	07640.640.200

55963 Zátka s vnitřním šestihranem MF — R49A

Závit Metrický jemný závit
Materiál Nerezocel A4

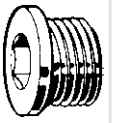

d_1 x P	✉	Kód výrobku	d_1 x P	✉	Kód výrobku	d_1 x P	✉	Kód výrobku
M10X1,00	50	55963.100.100	M18X1,50*	50	55963.180.150	M26X1,50*	10	55963.260.150
M12X1,50*	50	55963.120.150	M20X1,50*	25	55963.200.150	M27X2,00*	10	55963.270.200
M14X1,50*	50	55963.140.150	M22X1,50*	25	55963.220.150	M30X1,50*	10	55963.300.150
M16X1,50*	50	55963.160.150	M24X1,50*	25	55963.240.150	M30X2,00*	10	55963.300.200

Zátka s vnitřním šestihranem a trubkovým závitem

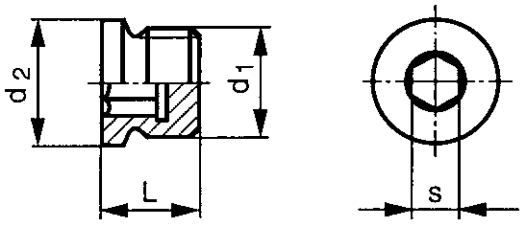

DIN 908

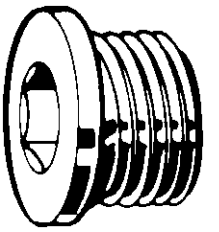

Technické údaje

d_1	d_2 (h14)	L ≈	s (D12)	Závitů na palec
G1/8A	14	11	5	28
G1/4A	18	15	6	19
G3/8A	22	15	8	19
G1/2A	26	18	10	14
G3/4A	32	20	12	14
G1 Inch.A	39	21	17	11
G1.1/4A	49	21	22	11
G1.1/2A	55	21	24	11
G1.3/4A	62	25	32	11
G2 Inch.A	68	25	32	11

Skupiny produktů

Závit	Typ drážky	Materiál	Kód	Strana
G	S vnitřním šestihranem	Oc	07620	2-95
G	S vnitřním šestihranem	NO A2	51964	2-95
G	S vnitřním šestihranem	NO A4	55964	2-95

07620 Zátka s vnitřním šestihranem a trubkovým závitem — D90A

Závit Trubkový závit
Materiál Ocel

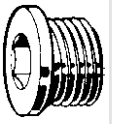

d_1	✉	Kód výrobku	d_1	✉	Kód výrobku	d_1	✉	Kód výrobku
G1/8A	50	07620.031.001	G1/2A	50	07620.127.001	G1.1/4A	10	07620.317.001
G1/4A	50	07620.063.001	G3/4A	25	07620.191.001	G1.1/2A	10	07620.381.001
G3/8A	50	07620.096.001	G1 Inch.A	25	07620.254.001			

51964 Zátka s vnitřním šestihranem a trubkovým závitem — R09A

Závit Trubkový závit
Materiál Nerezocel A2

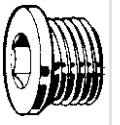

d_1	✉	Kód výrobku	d_1	✉	Kód výrobku	d_1	✉	Kód výrobku
G1/8A*	50	51964.031.001	G1/2A*	25	51964.127.001	G1.1/4A*	5	51964.317.001
G1/4A*	50	51964.063.001	G3/4A*	25	51964.191.001	G1.1/2A*	5	51964.381.001
G3/8A*	50	51964.096.001	G1 Inch.A*	10	51964.254.001	G2 Inch.A*	5	51964.508.001

55964 Zátka s vnitřním šestihranem a trubkovým závitem — R49A

Závit Trubkový závit
Materiál Nerezocel A4

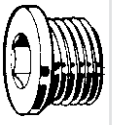

d_1	✉	Kód výrobku	d_1	✉	Kód výrobku	d_1	✉	Kód výrobku
G1/8A*	50	55964.031.001	G3/4A*	25	55964.191.001	G1.1/2A*	5	55964.381.001
G1/4A*	50	55964.063.001	G1 Inch.A*	10	55964.254.001	G1.3/4A*	5	55964.444.001
G3/8A	50	55964.096.001	G1.1/4A*	5	55964.317.001	G2 Inch.A*	5	55964.508.001
G1/2A*	25	55964.127.001						

Zátka s šestihrannou hlavou MF

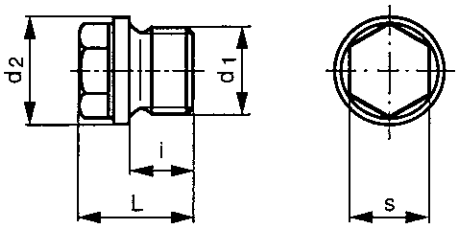

DIN 910

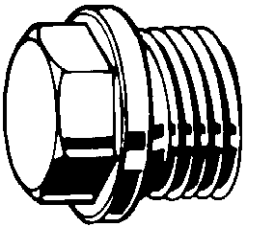

Technické údaje

d_1	d_2 (h14)	i	L ≈	s	d_1	d_2 (h14)	i	L ≈	s
M8 (≠DIN)	14	8	17	10	M22	27	14	26	19
M10	14	8	17	10	M24	29	14	27	22
M12	17	12	21	13	M26	31	16	30	24
M14	19	12	21	13	M27	32	16	30	24
M16	21	12	21	17	M30	36	16	30	24
M18	23	12	24	17	M36	42	16	32	27
M20	25	14	26	19	M42	49	16	33	30

Skupiny produktů

Závit	Typ drážky	Materiál	Kód	Strana
MF	S vnějším šestihranem	Oc	07680	2-96
MF	S vnějším šestihranem	NO A2	51965	2-96
MF	S vnějším šestihranem	NO A4	55965	2-96

07680 Zátka s šestihrannou hlavou MF — D90A

Závit Metrický jemný závit
Materiál Ocel

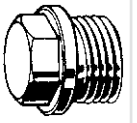

d_1 x P	✉	Kód výrobku	d_1 x P	✉	Kód výrobku	d_1 x P	✉	Kód výrobku
M8X1,00	50	07680.080.100	M18X1,50	25	07680.180.150	M26X1,50	25	07680.260.150
M10X1,00	50	07680.100.100	M20X1,50	25	07680.200.150	M30X1,50	10	07680.300.150
M12X1,50	50	07680.120.150	M22X1,50	25	07680.220.150	M36X1,50	10	07680.360.150
M14X1,50	50	07680.140.150	M24X1,50	25	07680.240.150	M42X1,50	10	07680.420.150
M16X1,50	50	07680.160.150						

51965 Zátka s šestihrannou hlavou MF — R09A

Závit Metrický jemný závit
Materiál Nerezocel A2

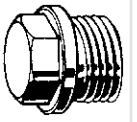

d_1 x P	✉	Kód výrobku	d_1 x P	✉	Kód výrobku	d_1 x P	✉	Kód výrobku
M10X1,00*	50	51965.100.100	M18X1,50*	50	51965.180.150	M26X1,50*	10	51965.260.150
M12X1,50*	50	51965.120.150	M20X1,50*	25	51965.200.150	M27X2,00*	10	51965.270.200
M14X1,50*	50	51965.140.150	M22X1,50*	25	51965.220.150	M30X1,50*	10	51965.300.150
M16X1,50*	50	51965.160.150	M24X1,50*	25	51965.240.150			

55965 Zátka s šestihrannou hlavou MF — R49A

Závit Metrický jemný závit
Materiál Nerezocel A4

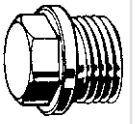

d_1 x P	✉	Kód výrobku	d_1 x P	✉	Kód výrobku	d_1 x P	✉	Kód výrobku
M10X1,00	25	55965.100.100	M18X1,50	10	55965.180.150	M26X1,50*	10	55965.260.150
M12X1,50	25	55965.120.150	M20X1,50	10	55965.200.150	M27X2,00*	10	55965.270.200
M14X1,50	25	55965.140.150	M22X1,50	10	55965.220.150	M30X1,50*	10	55965.300.150
M16X1,50	25	55965.160.150	M24X1,50	10	55965.240.150	M30X2,00*	5	55965.300.200

Zátka s šestihrannou hlavou a trubkovým závitem

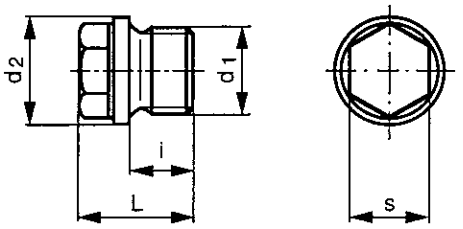

DIN 910

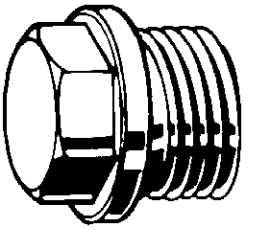

Technické údaje

d_1	d_2 (h14)	i	L ≈	s	Závitů na palec
G1/8A	14	8	17	10	28
G1/4A	18	12	21	13	19
G3/8A	22	12	21	17	19
G3/8Ax8	22	8	17	17	19
G1/2A	26	14	26	19	14
G5/8A (≠DIN)	28	14	26	19	14
G3/4A	32	16	30	24	14
G3/4Ax12	32	12	26	24	14
G1 Inch.A	39	16	32	27	11
G1.1/8A	44	16	32	27	11
G1.1/4A	49	16	33	30	11
G1.1/2A	55	16	33	30	11
G1.3/4A	62	20	40	36	11
G2 Inch.A	68	20	40	36	11
G2.1/2A (≠DIN)	85	20	40	36	11

Skupiny produktů

Závit	Typ drážky	Materiál	Kód	Strana
G	S vnějším šestihranem	Oc	07670	2-97
G	S vnějším šestihranem	NO A2	51966	2-97
G	S vnějším šestihranem	NO A4	55966	2-98
G	S vnějším šestihranem	Br	47220	2-98

07670 Zátka s šestihrannou hlavou a trubkovým závitem — D90A

Závit Trubkový závit
Materiál Ocel

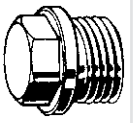

d_1	✉	Kód výrobku	d_1	✉	Kód výrobku	d_1	✉	Kód výrobku
G1/8A	50	07670.031.001	G1/2A	50	07670.127.001	G1.1/4A	10	07670.317.001
G1/4A	50	07670.063.001	G3/4A	25	07670.191.001	G1.1/2A	10	07670.381.001
G3/8A	50	07670.096.001	G3/4AX12	25	07670.191.012	G2 Inch.A	10	07670.508.001
G3/8AX8	50	07670.096.008	G1 Inch.A	25	07670.254.001	G2.1/2A (≠DIN)	10	07670.635.001

51966 Zátka s šestihrannou hlavou a trubkovým závitem — R09A

Závit Trubkový závit
Materiál Nerezocel A2

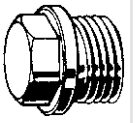

d_1	✉	Kód výrobku	d_1	✉	Kód výrobku	d_1	✉	Kód výrobku
G1/8A*	50	51966.031.001	G1/2A*	25	51966.127.001	G1.1/4A*	5	51966.317.001
G1/4A*	50	51966.063.001	G3/4A*	25	51966.191.001	G1.1/2A*	5	51966.381.001
G3/8A*	50	51966.096.001	G1 Inch.A*	10	51966.254.001	G2 Inch.A*	5	51966.508.001

55966 Zátka s šestihrannou hlavou a trubkovým závitem R49A

Závit Trubkový závit
Materiál Nerezocel A4

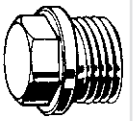

d_1	✉	Kód výrobku	d_1	✉	Kód výrobku	d_1	✉	Kód výrobku
G1/8A	50	55966.031.001	G5/8A*	25	55966.158.001	G1.1/4A	5	55966.317.001
G1/4A	25	55966.063.001	G3/4A	10	55966.191.001	G1.1/2A*	5	55966.381.001
G3/8A	25	55966.096.001	G1 Inch.A	10	55966.254.001	G1.3/4A*	5	55966.444.001
G1/2A	25	55966.127.001	G1.1/8A*	5	55966.285.001	G2 Inch.A*	5	55966.508.001

47220 Zátka s šestihrannou hlavou a trubkovým závitem M01A

Závit Trubkový závit
Materiál Mosaz

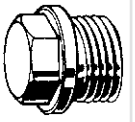

d_1	✉	Kód výrobku	d_1	✉	Kód výrobku	d_1	✉	Kód výrobku
G1/4A	100	47220.063.001	G1/2A	50	47220.127.001	G1 Inch.A	10	47220.254.001
G3/8A	50	47220.096.001	G3/4A	25	47220.191.001			

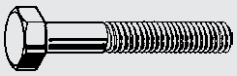
1 Šrouby

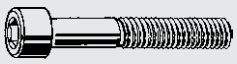
2 Produkty s vnitřním šestihranem

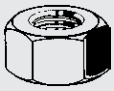
3 Matice, nýtovací matice a závitové vložky

4 Závitové tyče a svorníky

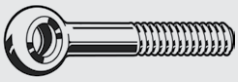
5 Šrouby s okem a hákem

6 Vruty, šrouby

I Seznam

7 Podložky a O-kroužky

8 Kotvy

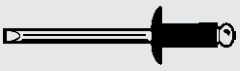
9 Nýty a kolíky

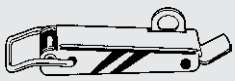
10 Nábytkářský a bezpečnostní materiál

11 Kolekce

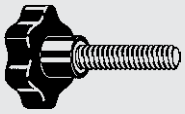
12 Strojní součástky

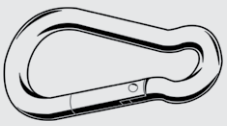
13 Speciální nerezový materiál

T Technické informace

Matice, nýtovací matice a závitové vložky 3

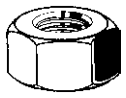
Strana 3-5
DIN 934 (1987)
DIN Metrická

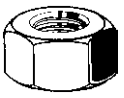
Strana 3-14
DIN 934 (1987)
Metrická jemná

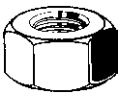
Strana 3-17
ISO 4032
ISO Metrická

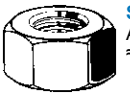
Strana 3-21
ASME
≈B18.2.2
UNC

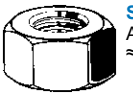
Strana 3-23
ASME
≈B18.2.2
Strojní matice UNC

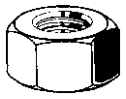
Strana 3-24
ASME
≈B18.2.2
UNF

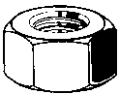
Strana 3-26
ASME
≈B18.2.2
Strojní matice UNF

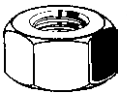
Strana 3-27
DIN ≈934
(1954)
BSW

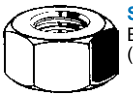
Strana 3-28
BS ≈1083
(1965)
BSF

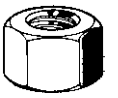
Strana 3-29
DIN ≈934
(1987)
1xd Metrická

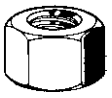
Strana 3-30
DIN ≈934
(1954)
1xd BSW

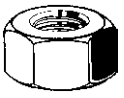
Strana 3-31
DIN 555 (1987)
≥ |4| Metrická

Strana 3-32
DIN 439 B
(1987)
Metrická

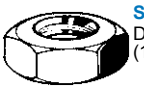
Strana 3-35
DIN 439 B
(1987)
Metrická jemná

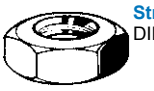
Strana 3-38
DIN 936
Metrická

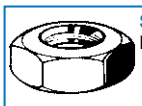
Strana 3-39
DIN 936
Metrická jemná

Strana 3-39
ISO 4035
Metrická

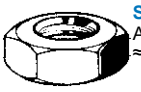
Strana 3-40
ASME
≈B18.2.2
UNC

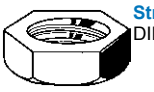
Strana 3-40
DIN 431 A
Trubkový závit

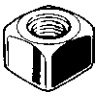
Strana 3-41
Pásová matice

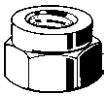
Strana 3-42
Výfuková matice

Strana 3-43
DIN 6334
3xd Metrická

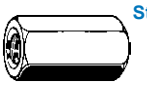
Strana 3-45
Metrická vysoká

Strana 3-46
S vnitřním a vnějším závitem

Strana 3-47
Se 2 vnitřními závity

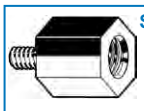
Strana 3-47
Redukce

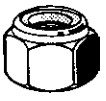
Strana 3-48
DIN 985 (1987)
Metrická

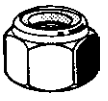
Strana 3-52
DIN 985 (1987)
Metrická jemná

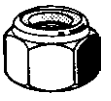
Strana 3-53
DIN 982
Vysoká metrická

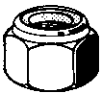
Strana 3-55
ASME
B18.16.6
NE UNC

Strana 3-57
ASME
B18.16.6
NTE UNC

Strana 3-58
ASME
B18.16.6
NTE UNF

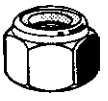
Strana 3-59
ASME
B18.16.6
NU UNC

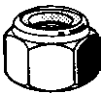
Strana 3-60
ASME
B18.16.6
NTU UNC

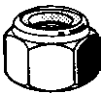
Strana 3-61
ASME
B18.16.6
NE UNF

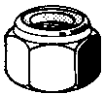
Strana 3-63
BSW

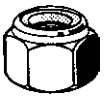
Strana 3-63
BSF

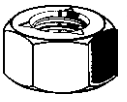
Strana 3-64
Nerezová metrická

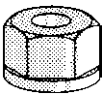
Strana 3-65
Plast, Metrická

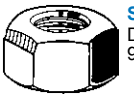
Strana 3-65
DIN
980V(1987)
Metrická

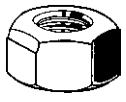
Strana 3-67
DIN
980V(1987)
Metrická jemná

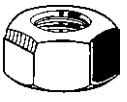
Strana 3-67
IFI 100/107
Toplock UNC

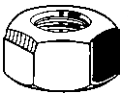
Strana 3-69
IFI 100/107
Toplock UNF

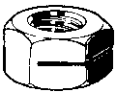
Strana 3-70
Typ H100-ESN Metrická

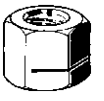
Strana 3-71
Typ H130-ESN Metrická

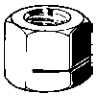
Strana 3-72
Typ USN Metrická

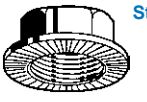
Strana 3-72
RIPP Metrická

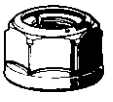
Strana 3-73
SECURIT Metrická

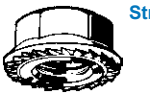
Strana 3-74
Samosvorná šestihranná matice

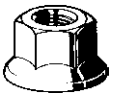
Strana 3-75
DIN 6923
(1983)
S nákružkem, metrická

Matice, nýtovací matice a závitové vložky 3

Strana 3-77 DIN ≈6923 S ozubeným nákružkem, metrická	Strana 3-79 IFI 100/107 S nákružkem UNC	Strana 3-80 DIN 6926 S plastovou podložkou, metrická	Strana 3-81 DIN ≈6926 S nákuržkem vroubkovaná	Strana 3-82 NORD-LOCK
Strana 3-82 S kónickou podložkou	Strana 3-83 COMBY Metrická	Strana 3-83 DIN 7967 PAL Metrická	Strana 3-85 DIN 935-1 Metrická	Strana 3-87 DIN 935 Metrická jemná
Strana 3-88 DIN 979 Nízká metrická	Strana 3-89 DIN 937 Nízká metrická	Strana 3-90 DIN 979 Nízká metrická jemná	Strana 3-91 BS ≈1768 UNF	Strana 3-93 KALEI Metrická
Strana 3-95 Kulatá metrická	Strana 3-96 DIN 1587 (1987) Metrická	Strana 3-98 BSW	Strana 3-99 Uzavřená metrická	Strana 3-100 DIN 917 Nízká metrická
Strana 3-101 DIN 986 S plastovou podložkou, metrická	Strana 3-102 ASME ≈B18.17 Americký model, metrická	Strana 3-103 DIN 315 Zaoblená křídla, metrická	Strana 3-105 DIN ≈313 (1956) BSW	Strana 3-106 DIN 80701 Sklopná matice
Strana 3-106 DIN 80704 Oblouková	Strana 3-107 S nákružkem, metrická, plast	Strana 3-107 Metrická, plast	Strana 3-108 DIN 929 Navařovací, šestihranná metrická	Strana 3-109 S nákružkem, metrická
Strana 3-110 Pro bodové svařování, metrická	Strana 3-111 DIN 928 Navařovací, čtyřhranná metrická	Strana 3-112 DIN 466 Vysoká metrická	Strana 3-113 DIN 467 Nízká metrická	Strana 3-114 Metrická, plast
Strana 3-115 DIN 562 Nízká metrická	Strana 3-116 DIN 557 Metrická	Strana 3-117 Metrický	Strana 3-118 Typ SMG	Strana 3-119 Rychlomatice
Strana 3-120 Kotva do dutin	Strana 3-121 DIN 1804 W Pro hákový klíč, metrická	Strana 3-122 DIN 546 S drážkou, metrická	Strana 3-123 Kulatá metrická	Strana 3-124 Typ GUK, metrická jemná
Strana 3-125 S drážkou, metrická	Strana 3-127 Nýt. matice otevřená s plochou hl.	Strana 3-128 Nýt. matice nerez otevřená s plochou hl.	Strana 3-129 Cylindrická šestihranná Nerezová ocel	Strana 3-130 Nýt. matice otevřená se záp. hl.

Nářadí, ochranné pomůcky a nástroje pro obrábění kovů, vše na www.fabory.com.

Matice, nýtovací matice a závitové vložky 3

Strana 3-131 — Nýt. matice nerez otevřená se záp. hl.

Strana 3-132 — Nýt. matice hliniková otevřená se záp. hl.

Strana 3-133 — Nýt. matice pozink. snížená záp. hl.

Strana 3-133 — Nýt. matice nerez snížená záp. hl.

Strana 3-134 — Nýt. matice hliníková snížená záp. hl.

Strana 3-134 — Nýt. matice pozink. záp. Snížená hl. šest. tělo

Strana 3-135 — Nýt. matice nerez snížená záp. hl., šest. tělo

Strana 3-135 — Nýt. matice pozink. uzav. typ s plochou hl.

Strana 3-136 — Nýt. matice hliniková otevřená s plochou hl.

Strana 3-137 — Nýt. matice pozink. otevřená se záp. hl.

Strana 3-138 — Nýtovací šroub válcový ocel pozink.

Strana 3-139 — FABORY ruční nářadí k nýtovacím šroubům

Strana 3-140 — Sada

Strana 3-142 — AMECOIL Strojní závitník metrický

Strana 3-143 — AMECOIL Strojní závitník metrický jemný

Strana 3-143 — AMECOIL Strojní závitník na zapalovací svíčky

Strana 3-144 — AMECOIL Strojní závitník UNC

Strana 3-144 — AMECOIL Strojní závitník UNF

Strana 3-145 DIN 8140-1A — AMECOIL Metrický

Strana 3-146 DIN 8140-1A — AMECOIL Metrický jemný

Strana 3-146 DIN 8140-1A — AMECOIL Metrický velmi jemný

Strana 3-147 — AMECOIL UNC

Strana 3-148 — AMECOIL UNF

Strana 3-148 — AMECOIL Metrický

Strana 3-149 — AMECOIL Metrický jemný

Strana 3-149 — AMECOIL Metrický velmi jemný

Strana 3-150 — AMECOIL UNC

Strana 3-151 — AMECOIL UNF

Strana 3-151 — AMECOIL BSW

Strana 3-152 — AMECOIL Příslušenství

Strana 3-153 — AMECOIL Metrický/ Nemetrický

Strana 3-154 — AMECOIL Kompletní metrický

Strana 3-155 — AMECOIL Metrický

Strana 3-157 — AMECOIL Nosná redukce

Strana 3-158 — AMECOIL Vylamovací nástroj

Strana 3-158 — AMECOIL Vytahovák

Strana 3-159 — V-COIL Metrických Rapid

Strana 3-159 — V-COIL Metrický

Strana 3-160 — V-COIL Nemetrický

Strana 3-161 — V-COIL Zapalovacích svíček

Strana 3-162 — V-COIL Metrický sortiment

Strana 3-163 — V-COIL Metrický sortiment Rapid

Strana 3-163 — V-COIL Nemetrický sortiment

Strana 3-165 — Nářadí V-COIL

Strana 3-168 — Nářadí V-COIL Rapid

Strana 3-171 — Typ 302

Strana 3-172 — Typ 307-308

Strana 3-173 — Typ 302 2

Strana 3-174 — Typ 308 2

Strana 3-175 — Typ 610

3

Strana 3-175

Typ 620

Strana 3-176

Díly pro typ 620

Strana 3-177

Typ 6102

Šestihranná matice

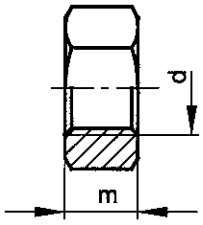

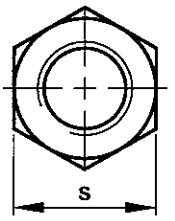

DIN	**934 (1987)**
NEN	1560
NF	E25-401

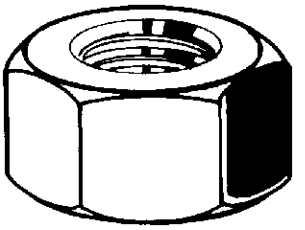

Technické údaje

d	m	P	s	d	m	P	s
M1	0.8	0.25	2.5	**M20**	16	2.5	30
M1.2	1	0.25	3	**M22**	18	2.5	32
M1.4	1.2	0.3	3	**M24**	19	3	36
M1.6	1.3	0.35	3.2	**M27**	22	3	41
M1.7 (≠DIN)	1.4	0.35	3.5	**M30**	24	3.5	46
M2	1.6	0.4	4	**M33**	26	3.5	50
M2.3 (≠DIN)	1.8	0.4	4.5	**M36**	29	4	55
M2.5	2	0.45	5	**M39**	31	4	60
M2.6 (≠DIN)	2	0.45	5	**M42**	34	4.5	65
M3	2.4	0.5	5.5	**M45**	36	4.5	70
M3.5	2.8	0.6	6	**M48**	38	5	75
M4	3.2	0.7	7	**M52**	42	5	80
M5	4	0.8	8	**M56**	45	5.5	85
M6	5	1	10	**M60**	48	5.5	90
M7	5.5	1	11	**M64**	51	6	95
M8	6.5	1.25	13	**M68**	54	6	100
M10 (≠DIN)	8	1.5	15	**M72X6**	58	6	105
M10	8	1.5	17	**M76X6**	61	6	110
M12	10	1.75	19	**M80X6**	64	6	115
M14	11	2	22	**M90X6**	72	6	130
M16	13	2	24	**M100X6**	80	6	145
M18	15	2.5	27	**M110X6**	88	6	155

Skupiny produktů

Závit	Typ drážky	Materiál	Třída	Povrchová úprava		Barva	Kód	Strana
M	S vnějším šestihranem	Oc	|8|				01100	3-6
M	S vnějším šestihranem	Oc	|8|		Velké Balení		01110	3-6
M	S vnějším šestihranem	Oc	|8|		levý závit		11040	3-6
M	S vnějším šestihranem	Oc	|8|	ZNTHP-NC6			01325	3-6
M	S vnějším šestihranem	Oc	|8|	Zn			01300	3-7
M	S vnějším šestihranem	Oc	|8|	Zn	Velké Balení		01310	3-7
M	S vnějším šestihranem	Oc	|8|	Zn	levý závit		11042	3-7
M	S vnějším šestihranem	Oc	|8|	Zn žl			01320	3-7
M	S vnějším šestihranem	Oc	|8|	Zn čern.			01326	3-7
M	S vnějším šestihranem	Oc	|8|	FLZNNC-NC6			01336	3-8
M	S vnějším šestihranem	Oc	|8|	Žzn	ISO metrický		01500	3-8
M	S vnějším šestihranem	Oc	|8|	Žzn	zvětšený		01560	3-8
M	S vnějším šestihranem	Oc	|10|				04120	3-8
M	S vnějším šestihranem	Oc	|10|	Zn			04121	3-9
M	S vnějším šestihranem	Oc	|10|	Zn žl			04122	3-9
M	S vnějším šestihranem	Oc	|10|	Žzn	oversized		04119	3-9
M	S vnějším šestihranem	Oc	|10|	FLZNNC-NC6			04125	3-9
M	S vnějším šestihranem	Oc	|12|				04190	3-10
M	S vnějším šestihranem	Automatová ocel	|6|	Zn	soustružený		11300	3-10
M	S vnějším šestihranem	NO A2	70				51080	3-10
M	S vnějším šestihranem	NO A2	70		Velké Balení		51100	3-10
M	S vnějším šestihranem	NO A2	70	COMBIFLON			51082	3-11
M	S vnějším šestihranem	NO A2	70	METALFORM			51089	3-11
M	S vnějším šestihranem	NO A2	70		levý závit		51162	3-11
M	S vnějším šestihranem	NO A2	80				53080	3-11
M	S vnějším šestihranem	NO A4	70				55080	3-12
M	S vnějším šestihranem	NO A4	70		Velké Balení		55100	3-12
M	S vnějším šestihranem	NO A4	80				53580	3-12
M	S vnějším šestihranem	NO A4	80		left hand		53162	3-12
M	S vnějším šestihranem	NO A5	70				55089	3-12
M	S vnějším šestihranem	Al P40					45080	3-13
M	S vnějším šestihranem	Al P60		Ž.an.			45280	3-13

Skupiny produktů

Závit	Typ drážky	Materiál	Třída	Povrchová úprava	Barva	Kód	Strana
M	S vnějším šestihranem	Kuprodur Cu5	60			45850	3-13
M	S vnějším šestihranem	Ti	Gr.2			45920	3-13
M	S vnějším šestihranem	Br Cu2/Cu3				47000	3-13
M	S vnějším šestihranem	Br Cu2/Cu3		Ni.		47050	3-14
M	S vnějším šestihranem	Plast PA	PA 6.6		Bílá	56200	3-14

01100 Šestihranná matice — A01B

Závit Metrický závit
Materiál Ocel
Třída |8|

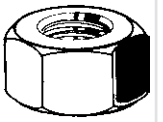

d	✉	Kód výrobku	d	✉	Kód výrobku	d	✉	Kód výrobku
M2,5	250	01100.025.001	M20	50	01100.200.001	M52	1	01100.520.001
M3	250	01100.030.001	M22	25	01100.220.001	M56	1	01100.560.001
M4	250	01100.040.001	M24	25	01100.240.001	M60	1	01100.600.001
M5	250	01100.050.001	M27	10	01100.270.001	M64	1	01100.640.001
M6	250	01100.060.001	M30	10	01100.300.001	M68	1	01100.680.001
M7	250	01100.070.001	M33	5	01100.330.001	M72X6,00	1	01100.720.001
M8	250	01100.080.001	M36	5	01100.360.001	M76X6,00	1	01100.760.001
M10	250	01100.100.001	M39	5	01100.390.001	M80X6,00	1	01100.800.001
M12	100	01100.120.001	M42	5	01100.420.001	M90X6,00	1	01100.900.001
M14	100	01100.140.001	M45	4	01100.450.001	M100X6,00	1	01100.982.001
M16	100	01100.160.001	M48	4	01100.480.001	M110X6,00	1	01100.984.001
M18	50	01100.180.001						

01110 Šestihranná matice — A01B

Závit Metrický závit
Materiál Ocel
Třída |8|

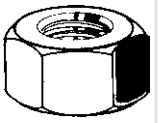

d	✉	Kód výrobku	d	✉	Kód výrobku	d	✉	Kód výrobku
M3	2500	01110.030.001	M10	1000	01110.100.001	M20	150	01110.200.001
M4	2500	01110.040.001	M12	700	01110.120.001	M24	50	01110.240.001
M5	2500	01110.050.001	M14	400	01110.140.001	M27	50	01110.270.001
M6	2000	01110.060.001	M16	300	01110.160.001	M30	50	01110.300.001
M8	2000	01110.080.001	M18	200	01110.180.001	M68	5	01110.680.001

11040 Šestihranná matice, levý závit — F01A

Závit Metrický závit
Materiál Ocel
Třída |8|

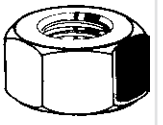

d	✉	Kód výrobku	d	✉	Kód výrobku	d	✉	Kód výrobku
M4	250	11040.040.001	M14	50	11040.140.001	M30	5	11040.300.001
M5	250	11040.050.001	M16	50	11040.160.001	M33	2	11040.330.001
M6	250	11040.060.001	M18	25	11040.180.001	M36	2	11040.360.001
M8	100	11040.080.001	M20	25	11040.200.001	M39	2	11040.390.001
M10	100	11040.100.001	M22	10	11040.220.001	M42	2	11040.420.001
M10 s=15	100	11040.100.150	M24	10	11040.240.001	M48	2	11040.480.001
M12	50	11040.120.001	M27	5	11040.270.001			

01325 Šestihranná matice — A95A

Závit Metrický závit
Materiál Ocel
Třída |8|
Povrchová úprava Pozinkované, silná pasivace Cr^{3+}

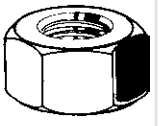

d	✉	Kód výrobku	d	✉	Kód výrobku	d	✉	Kód výrobku
M4	250	01325.040.001	M8	250	01325.080.001	M12	100	01325.120.001
M5	250	01325.050.001	M10	250	01325.100.001	M16	100	01325.160.001
M6	250	01325.060.001						

01300 Šestihranná matice — A05B

Závit Metrický závit
Materiál Ocel
Třída |8|
Povrchová úprava Pozinkované

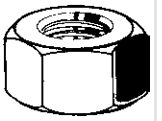

d	✉	Kód výrobku	d	✉	Kód výrobku	d	✉	Kód výrobku
M2	1000	01300.020.001	M14	100	01300.140.001	M36	5	01300.360.001
M2,5	1000	01300.025.001	M16	100	01300.160.001	M39	5	01300.390.001
M3	250	01300.030.001	M18	50	01300.180.001	M42	5	01300.420.001
M4	250	01300.040.001	M20	50	01300.200.001	M45	4	01300.450.001
M5	250	01300.050.001	M22	25	01300.220.001	M48	4	01300.480.001
M6	250	01300.060.001	M24	25	01300.240.001	M52	1	01300.520.001
M7	250	01300.070.001	M27	10	01300.270.001	M56	1	01300.560.001
M8	250	01300.080.001	M30	10	01300.300.001	M60	1	01300.600.001
M10	250	01300.100.001	M33	5	01300.330.001	M64	1	01300.640.001
M12	100	01300.120.001						

01310 Šestihranná matice — A05B

Závit Metrický závit
Materiál Ocel
Třída |8|
Povrchová úprava Pozinkované

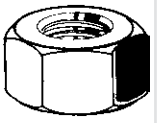

d	✉	Kód výrobku	d	✉	Kód výrobku	d	✉	Kód výrobku
M3	2500	01310.030.001	M10	1000	01310.100.001	M20	150	01310.200.001
M4	2500	01310.040.001	M12	700	01310.120.001	M24	50	01310.240.001
M5	2500	01310.050.001	M14	400	01310.140.001	M27	50	01310.270.001
M6	2000	01310.060.001	M16	300	01310.160.001	M30	50	01310.300.001
M8	2000	01310.080.001	M18	200	01310.180.001			

11042 Šestihranná matice, levý závit — F01A

Závit Metrický závit
Materiál Ocel
Třída |8|
Povrchová úprava Pozinkované

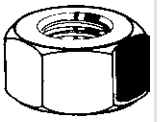

d	✉	Kód výrobku	d	✉	Kód výrobku	d	✉	Kód výrobku
M4	250	11042.040.001	M8	100	11042.080.001	M16	50	11042.160.001
M5	250	11042.050.001	M10	100	11042.100.001	M24	25	11042.240.001
M6	250	11042.060.001	M12	50	11042.120.001			

01320 Šestihranná matice — A06A

Závit Metrický závit
Materiál Ocel
Třída |8|
Povrchová úprava Pozinkované žlutě pasivované

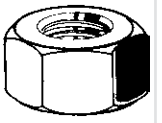

d	✉	Kód výrobku	d	✉	Kód výrobku	d	✉	Kód výrobku
M3	250	01320.030.001	M12	100	01320.120.001	M27	10	01320.270.001
M4	250	01320.040.001	M14	100	01320.140.001	M30	10	01320.300.001
M5	250	01320.050.001	M16	100	01320.160.001	M33	5	01320.330.001
M6	250	01320.060.001	M18	50	01320.180.001	M36	5	01320.360.001
M7	250	01320.070.001	M20	50	01320.200.001	M39	5	01320.390.001
M8	250	01320.080.001	M22	25	01320.220.001	M42	5	01320.420.001
M10	250	01320.100.001	M24	25	01320.240.001			

01326 Šestihranná matice — A06A

Závit Metrický závit
Materiál Ocel
Třída |8|
Povrchová úprava Pozinkované černě pasivované

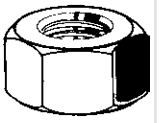

d	✉	Kód výrobku	d	✉	Kód výrobku	d	✉	Kód výrobku
M3	250	01326.030.001	M5	250	01326.050.001	M8	250	01326.080.001
M4	250	01326.040.001	M6	250	01326.060.001	M10	250	01326.100.001

01326 Šestihranná matice

d	✉	Kód výrobku	d	✉	Kód výrobku	d	✉	Kód výrobku
M12	100	01326.120.001	M16	100	01326.160.001	M24	25	01326.240.001
M14	100	01326.140.001	M20	50	01326.200.001			

01336 Šestihranná matice A96A

Závit Metrický závit
Materiál Ocel
Třída |8|
Povrchová úprava Zinko-hliníkový povlak bez Cr^{6+}- ISO 10683 flZnnc

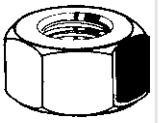

d	✉	Kód výrobku	d	✉	Kód výrobku	d	✉	Kód výrobku
M4	250	01336.040.001	M12	700	01336.120.001	M22	125	01336.220.001
M5	250	01336.050.001	M14	400	01336.140.001	M24	50	01336.240.001
M6	2000	01336.060.001	M16	300	01336.160.001	M27	50	01336.270.001
M8	2000	01336.080.001	M18	200	01336.180.001	M30	50	01336.300.001
M10	1000	01336.100.001	M20	150	01336.200.001	M36	25	01336.360.001

01500 Šestihranná matice, ISO-metrický závit A08A

Závit Metrický závit
Materiál Ocel
Třída |8|
Povrchová úprava Žárový zinek

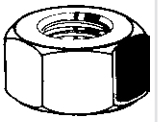

d	✉	Kód výrobku	d	✉	Kód výrobku	d	✉	Kód výrobku
M6	100	01500.060.001	M18	50	01500.180.001	M33	5	01500.330.001
M8	100	01500.080.001	M20	50	01500.200.001	M36	5	01500.360.001
M10	100	01500.100.001	M22	50	01500.220.001	M39	3	01500.390.001
M12	100	01500.120.001	M24	50	01500.240.001	M42	3	01500.420.001
M14	100	01500.140.001	M27	10	01500.270.001	M45	4	01500.450.001
M16	50	01500.160.001	M30	10	01500.300.001	M48	4	01500.480.001

- Tyto šestihranné matice jsou mj. používány pro žárově zinkované svorníky a šrouby s ISO-METRICKÝM LÍCOVANÝM závitem a žárově zinkované závitové tyče s ISO-METRICKÝM LÍCOVANÝM závitem.
- Závit matic je vyřezán PO zinkování a odpovídá toleranci 6H.
- Nepozinkovaný závit nemá nepříznivý vliv na korozivzdornost namontovaných matic.

01560 Šestihranná matice, zvětšený závit A08A

Závit Metrický závit
Materiál Ocel
Třída |8|
Povrchová úprava Žárový zinek

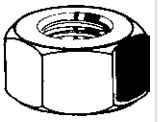

d	✉	Kód výrobku	d	✉	Kód výrobku	d	✉	Kód výrobku
M8	250	01560.080.001	M22	25	01560.220.001	M42	5	01560.420.001
M10	250	01560.100.001	M24	25	01560.240.001	M45	4	01560.450.001
M12	100	01560.120.001	M27	25	01560.270.001	M48	4	01560.480.001
M14	100	01560.140.001	M30	10	01560.300.001	M52	1	01560.520.001
M16	100	01560.160.001	M33	5	01560.330.001	M56	1	01560.560.001
M18	50	01560.180.001	M36	5	01560.360.001	M60	1	01560.600.001
M20	50	01560.200.001	M39	5	01560.390.001	M64	1	01560.640.001

- Tyto šestihranné matice jsou mj. používány pro žárově zinkované šestihranné šrouby se ZVĚTŠENÝM závitem a žárově zinkované závitové tyče se ZVĚTŠENÝM závitem.
- Závit matic je vyřezán PO zinkování a NEODPOVÍDÁ ISO-metrickým tolerancím.
- Nepozinkovaný závit nemá nepříznivý vliv na korozivzdornost namontovaných matic.

04120 Šestihranná matice C01C

Závit Metrický závit
Materiál Ocel
Třída |10|

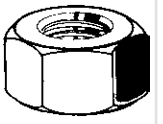

d	✉	Kód výrobku	d	✉	Kód výrobku	d	✉	Kód výrobku
M5	250	04120.050.001	M14	100	04120.140.001	M24	25	04120.240.001
M6	250	04120.060.001	M16	100	04120.160.001	M27	25	04120.270.001
M8	250	04120.080.001	M18	50	04120.180.001	M30	25	04120.300.001
M10	250	04120.100.001	M20	50	04120.200.001	M33	5	04120.330.001
M12	100	04120.120.001	M22	25	04120.220.001	M36	5	04120.360.001

04120 Šestihranná matice

d	✉	Kód výrobku	d	✉	Kód výrobku
M39	5	04120.390.001	M48	5	04120.480.001
M42	5	04120.420.001	M56	5	04120.560.001

04121 Šestihranná matice C01C

Závit Metrický závit
Materiál Ocel
Třída |10|
Povrchová úprava Pozinkované

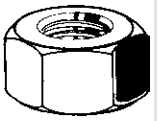

d	✉	Kód výrobku	d	✉	Kód výrobku	d	✉	Kód výrobku
M3	250	04121.030.001	M10	250	04121.100.001	M20	50	04121.200.001
M4	250	04121.040.001	M12	100	04121.120.001	M24	25	04121.240.001
M5	250	04121.050.001	M14	100	04121.140.001	M30	25	04121.300.001
M6	250	04121.060.001	M16	100	04121.160.001	M36	10	04121.360.001
M8	250	04121.080.001						

04122 Šestihranná matice C03A

Závit Metrický závit
Materiál Ocel
Třída |10|
Povrchová úprava Pozinkované žlutě pasivované

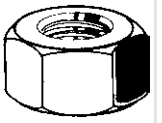

d	✉	Kód výrobku	d	✉	Kód výrobku	d	✉	Kód výrobku
M6	250	04122.060.001	M12	100	04122.120.001	M18	50	04122.180.001
M8	250	04122.080.001	M14	100	04122.140.001	M20	20	04122.200.001
M10	250	04122.100.001	M16	100	04122.160.001	M24	25	04122.240.001

04119 Šestihranná matice s velkým závitem C01A

Závit Metrický závit
Materiál Ocel
Třída |10|
Povrchová úprava Žárový zinek

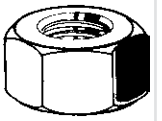

d	✉	Kód výrobku	d	✉	Kód výrobku	d	✉	Kód výrobku
M10	500	04119.100.001	M20	100	04119.200.001	M30	25	04119.300.001
M12	100	04119.120.001	M24	50	04119.240.001	M36	15	04119.360.001
M16	100	04119.160.001	M27	25	04119.270.001			

- Tyto šestihranné matice jsou mj. používány pro žárově zinkované šestihranné šrouby se ZVĚTŠENÝM závitem a žárově zinkované závitové tyče se ZVĚTŠENÝM závitem.
- Závit matic je vyřezán PO zinkování a NEODPOVÍDÁ ISO-metrickým tolerancím.
- Nepozinkovaný závit nemá nepříznivý vliv na korozivzdornost namontovaných matic.

04125 Šestihranná matice C02A

Závit Metrický závit
Materiál Ocel
Třída |10|
Povrchová úprava Zinko-hliníkový povlak bez Cr^{6+}- ISO 10683 flZnnc

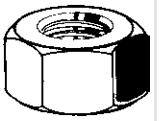

d	✉	Kód výrobku	d	✉	Kód výrobku	d	✉	Kód výrobku
M4	250	04125.040.001	M10	250	04125.100.001	M20	50	04125.200.001
M5	250	04125.050.001	M12	100	04125.120.001	M24	25	04125.240.001
M6	250	04125.060.001	M14	100	04125.140.001	M30	25	04125.300.001
M8	250	04125.080.001	M16	100	04125.160.001			

3

04190 Šestihranná matice C01C

Závit Metrický závit
Materiál Ocel
Třída |12|

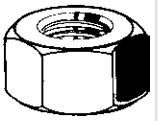

d	✉	Kód výrobku	d	✉	Kód výrobku	d	✉	Kód výrobku
M6	250	04190.060.001	M14	100	04190.140.001	M24	25	04190.240.001
M8	250	04190.080.001	M16	100	04190.160.001	M30	25	04190.300.001
M10	250	04190.100.001	M20	50	04190.200.001	M36	10	04190.360.001
M12	100	04190.120.001						

11300 Šestihranná matice soustružená F01A

Závit Metrický závit
Materiál Automatová ocel
Třída |6|
Povrchová úprava Pozinkované

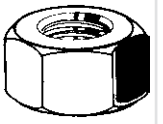

d	✉	Kód výrobku	d	✉	Kód výrobku	d	✉	Kód výrobku
M1,6	500	11300.016.001	M2,3	500	11300.023.001	M2,6	500	11300.026.001
M2	500	11300.020.001	M2,5	500	11300.025.001	M3,5	250	11300.035.001

51080 Šestihranná matice Q01A

Závit Metrický závit
Materiál Nerezocel A2
Třída 70

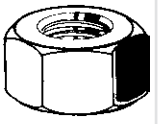

d	✉	Kód výrobku	d	✉	Kód výrobku	d	✉	Kód výrobku
M1	200	51080.010.001	M7	200	51080.070.001	M27	10	51080.270.001
M1,2	200	51080.012.001	M8	200	51080.080.001	M30	5	51080.300.001
M1,4	200	51080.014.001	M10	200	51080.100.001	M33	5	51080.330.001
M1,6	200	51080.016.001	M12	200	51080.120.001	M36	5	51080.360.001
M2	500	51080.020.001	M14	100	51080.140.001	M39	5	51080.390.001
M2,5	500	51080.025.001	M16	100	51080.160.001	M42	5	51080.420.001
M3	500	51080.030.001	M18	50	51080.180.001	M45	5	51080.450.001
M4	500	51080.040.001	M20	50	51080.200.001	M48	5	51080.480.001
M5	500	51080.050.001	M22	20	51080.220.001	M52*	5	51080.520.001
M6	500	51080.060.001	M24	20	51080.240.001			

- Rozměry průměru > M24 jsou minimální třídy vlastností 50.

51100 Šestihranná matice Q01A

Závit Metrický závit
Materiál Nerezocel A2
Třída 70

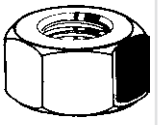

d	✉	Kód výrobku	d	✉	Kód výrobku	d	✉	Kód výrobku
M1,7*	1000	51100.017.001	M5	2500	51100.050.001	M20	150	51100.200.001
M2,3*	1000	51100.023.001	M6	2000	51100.060.001	M24	50	51100.240.001
M2,6*	1000	51100.026.001	M8	2000	51100.080.001	M27	25	51100.270.001
M3	2500	51100.030.001	M10	1000	51100.100.001	M30	10	51100.300.001
M3,5*	1000	51100.035.001	M12	700	51100.120.001			
M4	2500	51100.040.001	M16	300	51100.160.001			

- Rozměry průměru > M24 jsou minimální třídy vlastností 50.

51082 Šestihranná matice R09A

Závit	Metrický závit
Materiál	Nerezocel A2
Třída	70
Povrchová úprava	COMBIFLON

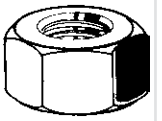

d	✉	Kód výrobku	d	✉	Kód výrobku	d	✉	Kód výrobku
M6	250	51082.060.001	M10	100	51082.100.001	M16	50	51082.160.001
M8	100	51082.080.001	M12	100	51082.120.001	M20	25	51082.200.001

- Specifikace Combiflon:
- Na povrchu se vytvoří stálý suchý film, stříbrné barvy, redukuje efekt otěru.
- Vyrovná rozpínání v závislosti na zrnitosti a redukuje průměrné hodnoty.
- Pro montáž šroubu / matice je třeba použít Combiflon jen na jeden produkt (např. matici).
- Redukuje Bi-metalickou korozi.

3

51089 Šestihranná matice Q01A

Závit	Metrický závit
Materiál	Nerezocel A2
Třída	70
Povrchová úprava	METALFORM

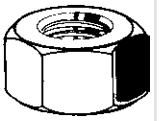

d	✉	Kód výrobku	d	✉	Kód výrobku	d	✉	Kód výrobku
M4	250	51089.040.001	M8	100	51089.080.001	M16	50	51089.160.001
M5	250	51089.050.001	M10	100	51089.100.001	M20	25	51089.200.001
M6	250	51089.060.001	M12	100	51089.120.001	M24	10	51089.240.001

- Speciální vlastnosti METALFORM:
- Suché, částečně viditelné mazivo eliminující možnost zadření závitových upevňovacích prvků z nerez oceli.
- Součinitel tření je navíc snížen na konstantnější hodnotu.
- V kombinaci šroub/matice postačuje k prevenci proti zadření lubrikace METALFORMem pouze na matici.
- Po aplikaci lze velmi snadno odstranit rozpouštědlem, takže nejsou námitky proti použití produktu v potravinářském průmyslu.

51162 Šestihranná matice, levý závit R09A

Závit	Metrický závit
Materiál	Nerezocel A2
Třída	70

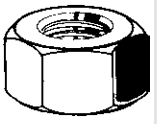

d	✉	Kód výrobku	d	✉	Kód výrobku	d	✉	Kód výrobku
M4	100	51162.040.001	M12	25	51162.120.001	M22	5	51162.220.001
M5	100	51162.050.001	M14	25	51162.140.001	M24	5	51162.240.001
M6	100	51162.060.001	M16	10	51162.160.001	M27*	10	51162.270.001
M8	50	51162.080.001	M18	10	51162.180.001	M30	3	51162.300.001
M10	50	51162.100.001	M20	10	51162.200.001			

- Rozměry průměru > M24 jsou minimální třídy vlastností 50.

53080 Šestihranná matice R11A

Závit	Metrický závit
Materiál	Nerezocel A2
Třída	80

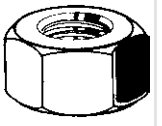

d	✉	Kód výrobku	d	✉	Kód výrobku	d	✉	Kód výrobku
M4*	500	53080.040.001	M8*	100	53080.080.001	M16*	50	53080.160.001
M5*	500	53080.050.001	M10*	100	53080.100.001	M20*	50	53080.200.001
M6*	200	53080.060.001	M12*	100	53080.120.001			

55080 Šestihranná matice — Q41A

Závit Metrický závit
Materiál Nerezocel A4
Třída 70

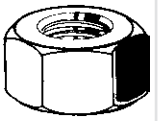

d	✉	Kód výrobku	d	✉	Kód výrobku	d	✉	Kód výrobku
M1,2*	200	55080.012.001	M6	500	55080.060.001	M24	20	55080.240.001
M1,4*	200	55080.014.001	M7	200	55080.070.001	M27	10	55080.270.001
M1,6	200	55080.016.001	M8	200	55080.080.001	M30	5	55080.300.001
M2	500	55080.020.001	M10	200	55080.100.001	M33	5	55080.330.001
M2,5	500	55080.025.001	M12	200	55080.120.001	M36	5	55080.360.001
M2,6*	1000	55080.026.001	M14	100	55080.140.001	M39	5	55080.390.001
M3	500	55080.030.001	M16	100	55080.160.001	M42	5	55080.420.001
M3,5*	1000	55080.035.001	M18	50	55080.180.001	M45	5	55080.450.001
M4	500	55080.040.001	M20	50	55080.200.001	M48	5	55080.480.001
M5	500	55080.050.001	M22	20	55080.220.001	M52*	5	55080.520.001

- Rozměry průměru > M24 jsou minimální třídy vlastností 50.

55100 Šestihranná matice — Q41A

Závit Metrický závit
Materiál Nerezocel A4
Třída 70

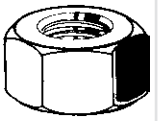

d	✉	Kód výrobku	d	✉	Kód výrobku	d	✉	Kód výrobku
M3	2500	55100.030.001	M6	2000	55100.060.001	M12	700	55100.120.001
M4	2500	55100.040.001	M8	2000	55100.080.001	M16	300	55100.160.001
M5	2500	55100.050.001	M10	1000	55100.100.001			

53580 Šestihranná matice — R11A

Závit Metrický závit
Materiál Nerezocel A4
Třída 80

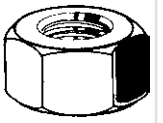

d	✉	Kód výrobku	d	✉	Kód výrobku	d	✉	Kód výrobku
M6	100	53580.060.001	M12	25	53580.120.001	M20	10	53580.200.001
M8	50	53580.080.001	M16	25	53580.160.001	M24	10	53580.240.001
M10	50	53580.100.001						

53162 Šestihranná matice s levým závitem — R11A

Závit Metrický závit
Materiál Nerezocel A4
Třída 80

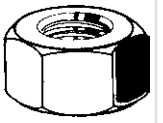

d	✉	Kód výrobku	d	✉	Kód výrobku	d	✉	Kód výrobku
M5*	100	53162.050.001	M14*	50	53162.140.001	M22*	25	53162.220.001
M6*	100	53162.060.001	M16*	25	53162.160.001	M24*	25	53162.240.001
M8*	100	53162.080.001	M18*	25	53162.180.001	M27*	10	53162.270.001
M10*	100	53162.100.001	M20*	25	53162.200.001	M30*	10	53162.300.001
M12*	50	53162.120.001						

55089 Šestihranná matice — Q45A

Závit Metrický závit
Materiál Nerezocel A5
Třída 70

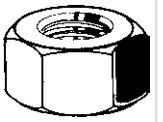

d	✉	Kód výrobku	d	✉	Kód výrobku	d	✉	Kód výrobku
M5*	500	55089.050.001	M10*	200	55089.100.001	M20*	50	55089.200.001
M6*	500	55089.060.001	M12*	100	55089.120.001	M24*	50	55089.240.001
M8*	200	55089.080.001	M16*	100	55089.160.001			

45080 Šestihranná matice W01A

Závit Metrický závit
Materiál Hliník P40

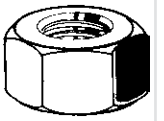

d	✉	Kód výrobku	d	✉	Kód výrobku	d	✉	Kód výrobku
M3	250	45080.030.001	M6	250	45080.060.001	M10	100	45080.100.001
M4	250	45080.040.001	M8	100	45080.080.001	M12	100	45080.120.001
M5	250	45080.050.001						

45280 Šestihranná matice W01A

Závit Metrický závit
Materiál Hliník P60
Povrchová úprava Žlutě anodizované

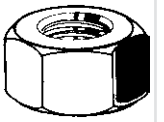

d	✉	Kód výrobku	d	✉	Kód výrobku	d	✉	Kód výrobku
M6	250	45280.060.001	M12	100	45280.120.001	M20	25	45280.200.001
M8	100	45280.080.001	M16	50	45280.160.001	M24	10	45280.240.001
M10	100	45280.100.001						

45850 Šestihranná matice M11A

Závit Metrický závit
Materiál Kuprodur Cu5
Třída 60

RoHS

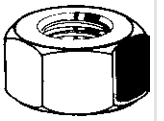

d	✉	Kód výrobku	d	✉	Kód výrobku	d	✉	Kód výrobku
M6	100	45850.060.001	M10	50	45850.100.001	M16	10	45850.160.001
M8	50	45850.080.001	M12	25	45850.120.001			

45920 Šestihranná matice W01A

Závit Metrický závit
Materiál Titan
Třída Gr.2

DIN **≈934 (1987)**
NEN ≈1560
NF ≈E25-401

RoHS

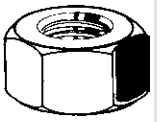

d	✉	Kód výrobku	d	✉	Kód výrobku	d	✉	Kód výrobku
M6	25	45920.060.001	M8	25	45920.080.001	M10	10	45920.100.001

- Titanium jakost 2 (číslo materiálu 3.7035) s vysokým procentem čistého titanu je zárukou stability produktu a vhodnosti pro extrémně korozivní prostředí, kde se neosvědčují jiné materiály, např. nerez ocel.
- Titanium jakost 2 je vhodná rovněž pro další aplikace s lehkým zatížením.

47000 Šestihranná matice M01A

Závit Metrický závit
Materiál Mosaz Cu2/Cu3

RoHS

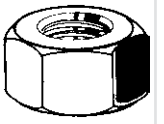

d	✉	Kód výrobku	d	✉	Kód výrobku	d	✉	Kód výrobku
M2	250	47000.020.001	M7	250	47000.070.001	M18	10	47000.180.001
M2,5	250	47000.025.001	M8	250	47000.080.001	M20	10	47000.200.001
M3	250	47000.030.001	M10	100	47000.100.001	M22	10	47000.220.001
M4	250	47000.040.001	M12	50	47000.120.001	M24	10	47000.240.001
M5	250	47000.050.001	M14	50	47000.140.001	M27	10	47000.270.001
M6	250	47000.060.001	M16	25	47000.160.001	M30	5	47000.300.001

3

47050 Šestihranná matice — M01A

Závit	Metrický závit
Materiál	Mosaz Cu2/Cu3
Povrchová úprava	Poniklované

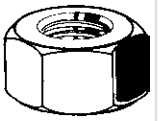

d	✉	Kód výrobku	d	✉	Kód výrobku	d	✉	Kód výrobku
M1,4	500	47050.014.001	M3,5	250	47050.035.001	M8	250	47050.080.001
M1,6	500	47050.016.001	M4	250	47050.040.001	M10	100	47050.100.001
M2	250	47050.020.001	M5	250	47050.050.001	M12	50	47050.120.001
M2,5	250	47050.025.001	M6	250	47050.060.001	M16	25	47050.160.001
M3	250	47050.030.001						

56200 Šestihranná matice plast — W02A

Závit	Metrický závit	**DIN**	**≈934 (1987)**
Materiál	Plast Polyamid (nylon)	NEN	≈1560
Třída	PA 6.6	NF	≈E25-401
Barva	Bílá		

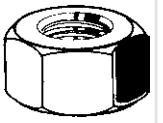

d	✉	Kód výrobku	d	✉	Kód výrobku	d	✉	Kód výrobku
M3	200	56200.030.001	M8	50	56200.080.001	M14	25	56200.140.001
M4	200	56200.040.001	M10	50	56200.100.001	M16	25	56200.160.001
M5	200	56200.050.001	M12	25	56200.120.001	M20	10	56200.200.001
M6	100	56200.060.001						

Šestihranná matice MF

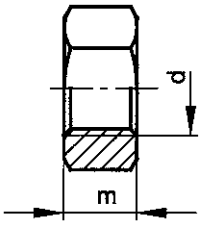

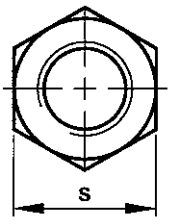

DIN	**934 (1987)**
NEN	1560
NF	E25-401

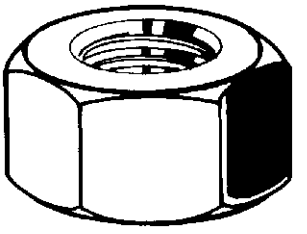

Technické údaje

d	m	s	d	m	s
M4 (≠DIN)	3.2	7	**M33 (≠DIN)**	26	50
M6 (≠DIN)	5	10	**M33**	26	50
M8	6.5	13	**M36 (≠DIN)**	29	55
M10	8	17	**M36**	29	55
M12 (≠DIN)	10	19	**M38 (≠DIN)**	31	60
M12	10	19	**M39 (≠DIN)**	31	60
M14	11	22	**M39**	31	60
M16	13	24	**M40 (≠DIN)**	31	60
M18 (≠DIN)	15	27	**M42 (≠DIN)**	34	65
M18	15	27	**M42**	34	65
M20	16	30	**M45 (≠DIN)**	36	70
M22 (≠DIN)	18	32	**M45**	36	70
M22	18	32	**M48 (≠DIN)**	38	75
M24 (≠DIN)	19	36	**M48**	38	75
M24	19	36	**M52 (≠DIN)**	42	80
M26 (≠DIN)	22	41	**M52**	42	80
M27 (≠DIN)	22	41	**M56 (≠DIN)**	45	85
M27	22	41	**M56**	45	85
M28 (≠DIN)	22	41	**M60 (≠DIN)**	48	90
M30 (≠DIN)	24	46	**M60**	48	90
M30	24	46	**M64**	51	95
M32 (≠DIN)	26	50	**M68**	54	100

Skupiny produktů

Závit	Typ drážky	Materiál	Třída	Povrchová úprava		Kód	Strana
MF	S vnějším šestihranem	Oc	|8|			01120	3-15
MF	S vnějším šestihranem	Oc	|8|		levý závit	01130	3-15
MF	S vnějším šestihranem	Oc	|8|	Zn		01330	3-15
MF	S vnějším šestihranem	Oc	|8|	Zn žl		01340	3-16

Skupiny produktů

Závit	Typ drážky	Materiál	Třída	Povrchová úprava	Kód	Strana
MF	S vnějším šestihranem	Oc	|10|		04180	3-16
MF	S vnějším šestihranem	Automatová ocel	|6|	levý závit	11007	3-16
MF	S vnějším šestihranem	NO A2	70		51160	3-16
MF	S vnějším šestihranem	NO A4	70		55160	3-17

01120 Šestihranná matice MF — A09A

Závit Metrický jemný závit
Materiál Ocel
Třída |8|

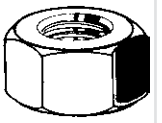

d x P	✉	Kód výrobku	d x P	✉	Kód výrobku	d x P	✉	Kód výrobku
M4X0,75 (≠DIN)	250	01120.040.075	M22X2,00	25	01120.220.200	M39X3,00	5	01120.390.300
M6X0,75 (≠DIN)	250	01120.060.075	M24X1,50 (≠DIN)	25	01120.240.150	M40X1,50 (≠DIN)	2	01120.400.150
M8X1,00	250	01120.080.100	M24X2,00	25	01120.240.200	M40X2,00 (≠DIN)	2	01120.400.200
M10X1,00	250	01120.100.100	M26X1,50 (≠DIN)	10	01120.260.150	M42X1,50 (≠DIN)	5	01120.420.150
M10X1,25	250	01120.100.125	M27X1,50 (≠DIN)	25	01120.270.150	M42X3,00	5	01120.420.300
M12X1,00 (≠DIN)	100	01120.120.100	M27X2,00	25	01120.270.200	M45X1,50 (≠DIN)	4	01120.450.150
M12X1,25	100	01120.120.125	M28X2,00 (≠DIN)	10	01120.280.200	M45X3,00	4	01120.450.300
M12X1,50	100	01120.120.150	M30X1,00 (≠DIN)	10	01120.300.100	M48X1,50 (≠DIN)	4	01120.480.150
M14X1,50	100	01120.140.150	M30X1,50 (≠DIN)	25	01120.300.150	M48X2,00 (≠DIN)	2	01120.480.200
M16X1,00	50	01120.160.100	M30X2,00	25	01120.300.200	M48X3,00	4	01120.480.300
M16X1,50	100	01120.160.150	M32X2,00 (≠DIN)	5	01120.320.200	M52X1,50 (≠DIN)	1	01120.520.150
M18X1,00 (≠DIN)	25	01120.180.100	M33X1,50 (≠DIN)	10	01120.330.150	M52X3,00	1	01120.520.300
M18X1,50	50	01120.180.150	M33X2,00	10	01120.330.200	M56X2,00 (≠DIN)	1	01120.560.200
M18X2,00	50	01120.180.200	M36X1,50 (≠DIN)	10	01120.360.150	M56X4,00	1	01120.560.400
M20X1,50	50	01120.200.150	M36X2,00 (≠DIN)	10	01120.360.200	M60X2,00 (≠DIN)	1	01120.600.200
M20X2,00	50	01120.200.200	M36X3,00	10	01120.360.300	M60X4,00	1	01120.600.400
M22X1,00 (≠DIN)	10	01120.220.100	M38X1,50 (≠DIN)	2	01120.380.150	M64X4,00	1	01120.640.400
M22X1,50	25	01120.220.150	M39X1,50 (≠DIN)	5	01120.390.150	M68X4,00	1	01120.680.400

01130 Šestihranná matice MF, levý závit — A09A

Závit Metrický jemný závit
Materiál Ocel
Třída |8|

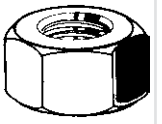

d x P	✉	Kód výrobku	d x P	✉	Kód výrobku	d x P	✉	Kód výrobku
M12X1,25	50	01130.120.125	M24X1,50 (≠DIN)	10	01130.240.150	M36X1,50 (≠DIN)	2	01130.360.150
M12X1,50	50	01130.120.150	M24X2,00	10	01130.240.200	M36X2,00 (≠DIN)	2	01130.360.200
M14X1,50	50	01130.140.150	M27X1,50 (≠DIN)	10	01130.270.150	M42X1,50 (≠DIN)	1	01130.420.150
M16X1,50	25	01130.160.150	M27X2,00	10	01130.270.200	M45X3,00	1	01130.450.300
M18X1,50	10	01130.180.150	M30X1,50 (≠DIN)	10	01130.300.150	M48X1,50 (≠DIN)	1	01130.480.150
M20X2,00	10	01130.200.200	M30X2,00	10	01130.300.200	M48X3,00	1	01130.480.300
M22X2,00	10	01130.220.200	M33X2,00	5	01130.330.200			

01330 Šestihranná matice MF — A09A

Závit Metrický jemný závit
Materiál Ocel
Třída |8|
Povrchová úprava Pozinkované

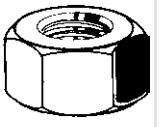

d x P	✉	Kód výrobku	d x P	✉	Kód výrobku	d x P	✉	Kód výrobku
M8X1,00	250	01330.080.100	M12X1,25	100	01330.120.125	M18X1,50	50	01330.180.150
M10X1,00	250	01330.100.100	M12X1,50	100	01330.120.150	M20X1,50	50	01330.200.150
M10X1,25	250	01330.100.125	M14X1,50	100	01330.140.150	M24X1,50	50	01330.240.150
M12X1,00	100	01330.120.100	M16X1,50	100	01330.160.150	M39X3,00	1	01330.390.300

01340 Šestihranná matice MF — A09A

Závit Metrický jemný závit
Materiál Ocel
Třída |8|
Povrchová úprava Pozinkované žlutě pasivované

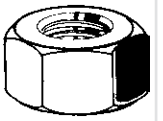

d x P	✉	Kód výrobku	d x P	✉	Kód výrobku	d x P	✉	Kód výrobku
M6X0,75 (≠DIN)	250	01340.060.075	M18X1,50	50	01340.180.150	M27X2,00	25	01340.270.200
M8X1,00	250	01340.080.100	M18X2,00	50	01340.180.200	M30X1,50 (≠DIN)	25	01340.300.150
M10X1,00	250	01340.100.100	M20X1,50	50	01340.200.150	M30X2,00	25	01340.300.200
M10X1,25	250	01340.100.125	M20X2,00	50	01340.200.200	M33X1,50 (≠DIN)	10	01340.330.150
M12X1,00 (≠DIN)	100	01340.120.100	M22X1,50	25	01340.220.150	M33X2,00	10	01340.330.200
M12X1,25 (≠DIN)	100	01340.120.125	M22X2,00	25	01340.220.200	M36X1,50 (≠DIN)	10	01340.360.150
M12X1,50 (≠DIN)	100	01340.120.150	M24X1,50 (≠DIN)	25	01340.240.150	M36X3,00	10	01340.360.300
M14X1,50	100	01340.140.150	M24X2,00	25	01340.240.200			
M16X1,50	100	01340.160.150	M27X1,50 (≠DIN)	25	01340.270.150			

04180 Šestihranná matice MF — C02A

Závit Metrický jemný závit
Materiál Ocel
Třída |10|

RoHS

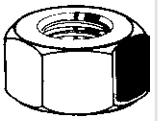

d x P	✉	Kód výrobku	d x P	✉	Kód výrobku	d x P	✉	Kód výrobku
M8X1,00	250	04180.080.100	M14X1,50	100	04180.140.150	M22X1,50	50	04180.220.150
M10X1,00	250	04180.100.100	M16X1,50	100	04180.160.150	M24X2,00	50	04180.240.200
M10X1,25	250	04180.100.125	M18X1,50	50	04180.180.150	M27X2,00	10	04180.270.200
M12X1,25	100	04180.120.125	M20X1,50	50	04180.200.150	M30X2,00	5	04180.300.200
M12X1,50	100	04180.120.150						

11007 Šestihranná matice MF soustružená, levý závit — F01B

Závit Metrický jemný závit
Materiál Automatová ocel
Třída |6|

RoHS

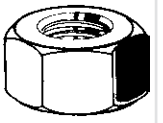

d x P	✉	Kód výrobku	d x P	✉	Kód výrobku	d x P	✉	Kód výrobku
M10X1,00	250	11007.100.100	M20X2,00	50	11007.200.200	M33X2,00	5	11007.330.200
M12X1,25	100	11007.120.125	M24X1,50 (≠DIN)	25	11007.240.150	M36X1,50 (≠DIN)	5	11007.360.150
M12X1,50	100	11007.120.150	M24X2,00	25	11007.240.200	M45X3,00	4	11007.450.300
M14X1,50	100	11007.140.150	M27X2,00	25	11007.270.200	M48X1,50 (≠DIN)	4	11007.480.150
M16X1,50	100	11007.160.150	M30X1,50 (≠DIN)	25	11007.300.150			
M18X1,50	50	11007.180.150	M30X2,00	25	11007.300.200			

51160 Šestihranná matice MF — R09A

Závit Metrický jemný závit
Materiál Nerezocel A2
Třída 70

RoHS

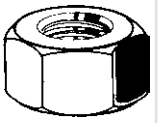

d x P	✉	Kód výrobku	d x P	✉	Kód výrobku	d x P	✉	Kód výrobku
M8X1,00	100	51160.080.100	M16X1,50	50	51160.160.150	M27X1,50*	25	51160.270.150
M10X1,00	100	51160.100.100	M18X1,50	25	51160.180.150	M27X2,00*	25	51160.270.200
M10X1,25	100	51160.100.125	M20X1,50	25	51160.200.150	M30X1,50*	25	51160.300.150
M12X1,00	50	51160.120.100	M20X2,00*	50	51160.200.200	M30X2,00*	25	51160.300.200
M12X1,25	100	51160.120.125	M22X1,50	10	51160.220.150	M36X1,50*	10	51160.360.150
M12X1,50	100	51160.120.150	M24X1,50 (≠DIN)	10	51160.240.150	M36X3,00*	10	51160.360.300
M14X1,50	50	51160.140.150	M24X2,00	10	51160.240.200			

- Rozměry průměru > M24 jsou minimální třídy vlastností 50.

55160	Šestihranná matice MF	R49A

Závit Metrický jemný závit
Materiál Nerezocel A4
Třída 70

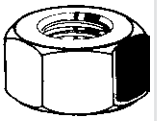

d x P	✉	Kód výrobku	d x P	✉	Kód výrobku	d x P	✉	Kód výrobku
M8X1,00	100	55160.080.100	M16X1,50	50	55160.160.150	M27X1,50*	25	55160.270.150
M10X1,00	100	55160.100.100	M18X1,50	25	55160.180.150	M27X2,00*	25	55160.270.200
M10X1,25	100	55160.100.125	M20X1,50	25	55160.200.150	M30X1,50 (≠DIN)*	25	55160.300.150
M12X1,25	100	55160.120.125	M22X1,50	10	55160.220.150	M30X2,00*	25	55160.300.200
M12X1,50	100	55160.120.150	M24X1,50 (≠DIN)	10	55160.240.150			
M14X1,50	50	55160.140.150	M24X2,00	10	55160.240.200			

- Rozměry průměru > M24 jsou minimální třídy vlastností 50.

Šestihranná matice ISO

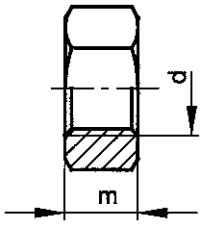

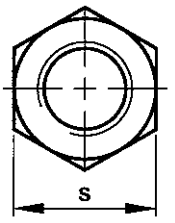

ISO 4032

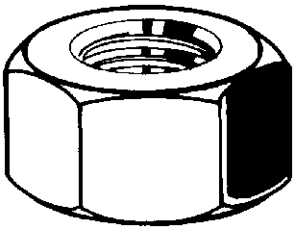

Technické údaje

d	m (max.)	P	s	d	m (max.)	P	s
M2	1.6	0.4	4	**M16**	14.8	2	24
M2.5	2	0.45	5	**M18**	15.8	2.5	27
M3	2.4	0.5	5.5	**M20**	18	2.5	30
M4	3.2	0.7	7	**M22**	19.4	2.5	34
M5	4.7	0.8	8	**M24**	21.5	3	36
M6	5.2	1	10	**M27**	23.8	3	41
M8	6.8	1.25	13	**M30**	25.6	3.5	46
M10	8.4	1.5	16	**M33**	28.7	3.5	50
M12	10.8	1.75	18	**M36**	31	4	55
M14	12.8	2	21	**M39**	34	4	60

Skupiny produktů

Závit	Typ drážky	Materiál	Třída	Povrchová úprava		Kód	Strana
M	S vnějším šestihranem	Oc	8			01104	3-17
M	S vnějším šestihranem	Oc	8	Zn		01301	3-18
M	S vnějším šestihranem	Oc	8	Zn žl		01321	3-18
M	S vnějším šestihranem	Oc	8	FLZNNC-NC6		01337	3-18
M	S vnějším šestihranem	Oc	8	Žzn	ISO metrický	01510	3-18
M	S vnějším šestihranem	Oc	10			04124	3-19
M	S vnějším šestihranem	Oc	10	Zn		04127	3-19
M	S vnějším šestihranem	Oc	10	FLZNNC-NC6		04130	3-19
M	S vnějším šestihranem	Oc	5-2		pro tlakové nádoby	08781	3-19
M	S vnějším šestihranem	NO A2	70			51081	3-20
M	S vnějším šestihranem	NO A2	80			53581	3-20
M	S vnějším šestihranem	NO A4	70			55081	3-20

01104	Šestihranná matice ISO	A01B

Závit Metrický závit
Materiál Ocel
Třída 8

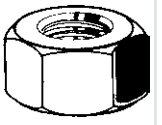

d	✉	Kód výrobku	d	✉	Kód výrobku	d	✉	Kód výrobku
M3	250	01104.030.001	M12	100	01104.120.001	M27	10	01104.270.001
M4	250	01104.040.001	M14	100	01104.140.001	M30	10	01104.300.001
M5	250	01104.050.001	M16	100	01104.160.001	M33	5	01104.330.001
M6	250	01104.060.001	M20	50	01104.200.001	M36	5	01104.360.001
M8	250	01104.080.001	M24	25	01104.240.001	M39	5	01104.390.001
M10	250	01104.100.001						

01301 Šestihranná matice ISO — A05B

Závit Metrický závit
Materiál Ocel
Třída 8
Povrchová úprava Pozinkované

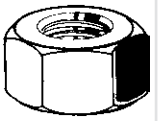

d	✉	Kód výrobku	d	✉	Kód výrobku	d	✉	Kód výrobku
M2	1000	01301.020.001	M10	250	01301.100.001	M24	25	01301.240.001
M2,5	1000	01301.025.001	M12	100	01301.120.001	M27	10	01301.270.001
M3	250	01301.030.001	M14	100	01301.140.001	M30	10	01301.300.001
M4	250	01301.040.001	M16	100	01301.160.001	M33	5	01301.330.001
M5	250	01301.050.001	M18	50	01301.180.001	M36	5	01301.360.001
M6	250	01301.060.001	M20	50	01301.200.001	M 39	5	01301.390.001
M8	250	01301.080.001	M22	25	01301.220.001			

01321 Šestihranná matice ISO — A06A

Závit Metrický závit
Materiál Ocel
Třída 8
Povrchová úprava Pozinkované žlutě pasivované

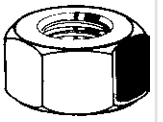

d	✉	Kód výrobku	d	✉	Kód výrobku	d	✉	Kód výrobku
M3	250	01321.030.001	M12	100	01321.120.001	M27	10	01321.270.001
M4	250	01321.040.001	M14	100	01321.140.001	M30	10	01321.300.001
M5	250	01321.050.001	M16	100	01321.160.001	M33	5	01321.330.001
M6	250	01321.060.001	M18	50	01321.180.001	M36	5	01321.360.001
M8	250	01321.080.001	M20	50	01321.200.001			
M10	250	01321.100.001	M24	25	01321.240.001			

01337 Šestihranná matice ISO — A96A

Závit Metrický závit
Materiál Ocel
Třída 8
Povrchová úprava Zinko-hliníkový povlak bez Cr^{6+}- ISO 10683 flZnnc

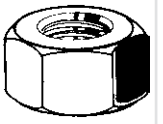

d	✉	Kód výrobku	d	✉	Kód výrobku	d	✉	Kód výrobku
M3	250	01337.030.001	M12	100	01337.120.001	M30	10	01337.300.001
M4	250	01337.040.001	M14	100	01337.140.001	M33	5	01337.330.001
M5	250	01337.050.001	M16	100	01337.160.001	M36	5	01337.360.001
M6	250	01337.060.001	M20	50	01337.200.001	M39	5	01337.390.001
M8	250	01337.080.001	M24	25	01337.240.001			
M10	250	01337.100.001	M27	10	01337.270.001			

01510 Šestihranná matice, iso-metrický závit — A05B

Závit Metrický závit
Materiál Ocel
Třída 8
Povrchová úprava Žárový zinek

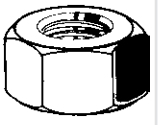

d	✉	Kód výrobku	d	✉	Kód výrobku	d	✉	Kód výrobku
M6	250	01510.060.001	M16	100	01510.160.001	M27	10	01510.270.001
M8	250	01510.080.001	M18	50	01510.180.001	M30	10	01510.300.001
M10	250	01510.100.001	M20	50	01510.200.001	M33	5	01510.330.001
M12	100	01510.120.001	M22	25	01510.220.001	M36	5	01510.360.001
M14	100	01510.140.001	M24	25	01510.240.001			

- Tyto šestihranné matice jsou mj. používány pro žárově zinkované svorníky a šrouby s ISO-METRICKÝM LÍCOVANÝM závitem a žárově zinkované závitové tyče s ISO-METRICKÝM LÍCOVANÝM závitem.
- Závit matic je vyřezán PO zinkování a odpovídá toleranci 6H.
- Nepozinkovaný závit nemá nepříznivý vliv na korozivzdornost namontovaných matic.

04124 Šestihranná matice ISO — A05B

Závit Metrický závit
Materiál Ocel
Třída 10

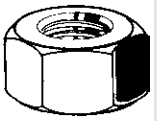

d	✉	Kód výrobku	d	✉	Kód výrobku	d	✉	Kód výrobku
M5	250	04124.050.001	M16	100	04124.160.001	M30	10	04124.300.001
M6	250	04124.060.001	M18	50	04124.180.001	M33	5	04124.330.001
M8	250	04124.080.001	M20	50	04124.200.001	M36	5	04124.360.001
M10	250	04124.100.001	M22	50	04124.220.001	M39	5	04124.390.001
M12	100	04124.120.001	M24	25	04124.240.001			
M14	100	04124.140.001	M27	10	04124.270.001			

04127 Šestihranná matice ISO — A05B

Závit Metrický závit
Materiál Ocel
Třída 10
Povrchová úprava Pozinkované

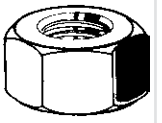

d	✉	Kód výrobku	d	✉	Kód výrobku	d	✉	Kód výrobku
M3	250	04127.030.001	M12	100	04127.120.001	M24	25	04127.240.001
M4	250	04127.040.001	M14	100	04127.140.001	M27	10	04127.270.001
M5	250	04127.050.001	M16	100	04127.160.001	M30	10	04127.300.001
M6	250	04127.060.001	M18	50	04127.180.001	M33	5	04127.330.001
M8	250	04127.080.001	M20	50	04127.200.001	M36	5	04127.360.001
M10	250	04127.100.001	M22	50	04127.220.001	M39	5	04127.390.001

04130 Šestihranná matice ISO — C02A

Závit Metrický závit
Materiál Ocel
Třída 10
Povrchová úprava Zinko-hliníkový povlak bez Cr^{6+}- ISO 10683 flZnnc

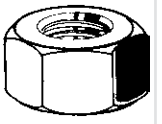

d	✉	Kód výrobku	d	✉	Kód výrobku	d	✉	Kód výrobku
M5	250	04130.050.001	M16	100	04130.160.001	M30	10	04130.300.001
M6	250	04130.060.001	M18	100	04130.180.001	M33	5	04130.330.001
M8	250	04130.080.001	M20	100	04130.200.001	M36	5	04130.360.001
M10	250	04130.100.001	M22	50	04130.220.001	M39	5	04130.390.001
M12	250	04130.120.001	M24	25	04130.240.001			
M14	250	04130.140.001	M27	10	04130.270.001			

08781 Šestihranná matice pro tlakové nádoby apod. — E11A

Závit Metrický závit
Materiál Ocel
Třída 5-2

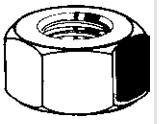

d	✉	Kód výrobku	d	✉	Kód výrobku	d	✉	Kód výrobku
M8	250	08781.080.001	M20	100	08781.200.001	M30	25	08781.300.001
M10	250	08781.100.001	M24	50	08781.240.001	M33	5	08781.330.001
M12	100	08781.120.001	M27	50	08781.270.001	M36	5	08781.360.001
M16	100	08781.160.001						

- Speciální vlastnosti šestihranných matic pro tlakové nádoby apod.:
- Určeny k použití v tlakových nádobách, parních strojích, zařízeních a přírubových spojích při teplotách od –10°C do +300 °C, max. přetlacích 40 bar.
- Odpovídají požadavkům AD-Merkblatt W7, TRD 106 dle TÜV (Technischer Überwachungsverein) a ISO 898-2 a DIN 267-13.
- V souladu s TÜV-Merkblatt Werkstoffe 1253, obdržel výrobce osvědčení k dodávkám těchto šroubů bez certifikátu 3.1, obchodní značka a popis třídy jsou dostačující.
- Toto osvědčení akceptuje rovněž nizozemský "Lloyd's Register Energy".

3

51081 Šestihranná matice ISO R09A

Závit Metrický závit
Materiál Nerezocel A2
Třída 70

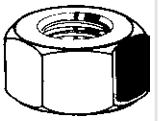

d	✉	Kód výrobku	d	✉	Kód výrobku	d	✉	Kód výrobku
M5*	1000	51081.050.001	M12*	200	51081.120.001	M18*	50	51081.180.001
M6	1000	51081.060.001	M14*	100	51081.140.001	M20	50	51081.200.001
M8	500	51081.080.001	M16*	100	51081.160.001	M22*	25	51081.220.001
M10	200	51081.100.001						

53581 Šestihranná matice ISO R11A

Závit Metrický závit
Materiál Nerezocel A2
Třída 80

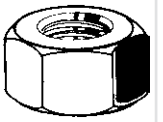

d	✉	Kód výrobku	d	✉	Kód výrobku	d	✉	Kód výrobku
M6*	1000	53581.060.001	M12*	200	53581.120.001	M20*	50	53581.200.001
M8*	500	53581.080.001	M16*	100	53581.160.001	M24*	25	53581.240.001
M10*	200	53581.100.001						

55081 Šestihranná matice ISO R49A

Závit Metrický závit
Materiál Nerezocel A4
Třída 70

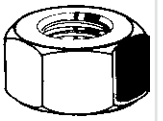

d	✉	Kód výrobku	d	✉	Kód výrobku	d	✉	Kód výrobku
M6*	1000	55081.060.001	M12*	200	55081.120.001	M20*	50	55081.200.001
M8*	500	55081.080.001	M14*	100	55081.140.001	M24*	25	55081.240.001
M10*	200	55081.100.001	M16	100	55081.160.001			

Šestihranná matice UNC

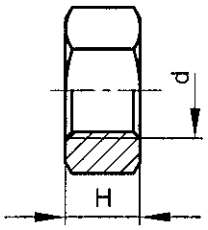

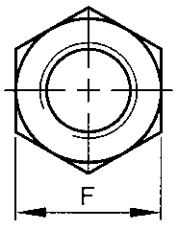

ASME **≈B18.2.2**
BS ≈1768

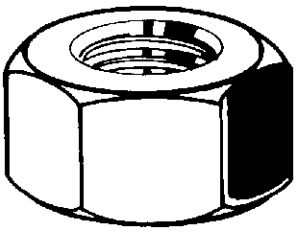

Technické údaje

d	F	H	Závitů na palec
1/4	7/16	7/32	20
5/16	1/2	17/64	18
3/8	9/16	21/64	16
7/16	11/16	3/8	14
1/2	3/4	7/16	13
9/16	7/8	31/64	12
5/8	15/16	35/64	11

d	F	H	Závitů na palec
3/4	1.1/8	41/64	10
7/8	1.5/16	3/4	9
1 Inch	1.1/2	55/64	8
1.1/8	1.11/16	31/32	7
1.1/4	1.7/8	1 1/16	7
1.1/2	2.1/4	1 9/32	6

Skupiny produktů

Závit	Typ drážky	Materiál	Třída	Povrchová úprava	Kód	Strana
UNC	S vnějším šestihranem	Oc	Grade 2		U08100	3-21
UNC	S vnějším šestihranem	Oc	Grade 2	Zn	U08110	3-21
UNC	S vnějším šestihranem	Oc	Grade 5		U01100	3-22
UNC	S vnějším šestihranem	Oc	Grade 5	Zn	U01300	3-22
UNC	S vnějším šestihranem	Oc	Grade 8		U04120	3-22
UNC	S vnějším šestihranem	Oc	Grade 8	Zn žl	U04122	3-22
UNC	S vnějším šestihranem	NO A2 (AISI304/18-8)	F594		U51080	3-22
UNC	S vnějším šestihranem	NO A4 (AISI316/18-10)	F594		U55080	3-23

U08100 Šestihranná matice UNC — X01A

Závit Unified National Coarse
Materiál Ocel
Třída Grade 2

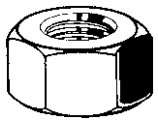

d	✉	Kód výrobku	d	✉	Kód výrobku	d	✉	Kód výrobku
1/4-20*	100	U08100.025.0001	9/16-12*	25	U08100.056.0001	1.-8*	5	U08100.100.0001
5/16-18*	100	U08100.031.0001	5/8-11*	25	U08100.062.0001	1.1/8-7*	5	U08100.112.0001
3/8-16*	100	U08100.037.0001	3/4-10*	20	U08100.075.0001	1.1/4-7*	5	U08100.125.0001
7/16-14*	50	U08100.043.0001	7/8-9*	10	U08100.087.0001	1.1/2-6*	5	U08100.150.0001
1/2-13*	50	U08100.050.0001						

U08110 Šestihranná matice UNC — X01A

Závit Unified National Coarse
Materiál Ocel
Třída Grade 2
Povrchová úprava Pozinkované

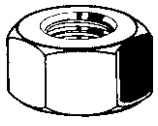

d	✉	Kód výrobku	d	✉	Kód výrobku	d	✉	Kód výrobku
1/4-20*	100	U08110.025.0001	9/16-12*	25	U08110.056.0001	1.-8*	5	U08110.100.0001
5/16-18*	100	U08110.031.0001	5/8-11*	25	U08110.062.0001	1.1/8-7*	5	U08110.112.0001
3/8-16*	100	U08110.037.0001	3/4-10*	20	U08110.075.0001	1.1/4-7*	5	U08110.125.0001
7/16-14*	50	U08110.043.0001	7/8-9*	10	U08110.087.0001	1.1/2-6*	5	U08110.150.0001
1/2-13*	50	U08110.050.0001						

U01100 Šestihranná matice UNC — X01A

Závit Unified National Coarse
Materiál Ocel
Třída Grade 5

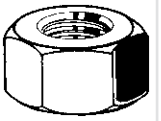

d	✉	Kód výrobku	d	✉	Kód výrobku	d	✉	Kód výrobku
1/4-20*	100	U01100.025.0001	9/16-12*	25	U01100.056.0001	1.-8*	5	U01100.100.0001
5/16-18*	100	U01100.031.0001	5/8-11*	25	U01100.062.0001	1.1/8-7*	5	U01100.112.0001
3/8-16*	100	U01100.037.0001	3/4-10*	20	U01100.075.0001	1.1/4-7*	5	U01100.125.0001
7/16-14*	50	U01100.043.0001	7/8-9*	10	U01100.087.0001	1.1/2-6*	5	U01100.150.0001
1/2-13*	50	U01100.050.0001						

U01300 Šestihranná matice UNC — X01A

Závit Unified National Coarse
Materiál Ocel
Třída Grade 5
Povrchová úprava Pozinkované

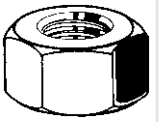

d	✉	Kód výrobku	d	✉	Kód výrobku	d	✉	Kód výrobku
1/4-20*	100	U01300.025.0001	9/16-12*	25	U01300.056.0001	1.-8*	5	U01300.100.0001
5/16-18*	100	U01300.031.0001	5/8-11*	25	U01300.062.0001	1.1/8-7*	5	U01300.112.0001
3/8-16*	100	U01300.037.0001	3/4-10*	20	U01300.075.0001	1.1/4-7*	5	U01300.125.0001
7/16-14*	50	U01300.043.0001	7/8-9*	10	U01300.087.0001	1.1/2-6*	5	U01300.150.0001
1/2-13*	50	U01300.050.0001						

U04120 Šestihranná matice UNC — X01A

Závit Unified National Coarse
Materiál Ocel
Třída Grade 8

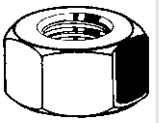

d	✉	Kód výrobku	d	✉	Kód výrobku	d	✉	Kód výrobku
1/4-20*	100	U04120.025.0001	9/16-12*	25	U04120.056.0001	1.-8*	5	U04120.100.0001
5/16-18*	100	U04120.031.0001	5/8-11*	25	U04120.062.0001	1.1/8-7*	5	U04120.112.0001
3/8-16*	100	U04120.037.0001	3/4-10*	20	U04120.075.0001	1.1/4-7*	5	U04120.125.0001
7/16-14*	50	U04120.043.0001	7/8-9*	10	U04120.087.0001	1.1/2-6*	5	U04120.150.0001
1/2-13*	50	U04120.050.0001						

U04122 Šestihranná matice UNC — X01A

Závit Unified National Coarse
Materiál Ocel
Třída Grade 8
Povrchová úprava Pozinkované žlutě pasivované

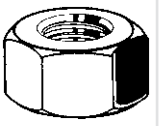

d	✉	Kód výrobku	d	✉	Kód výrobku	d	✉	Kód výrobku
1/4-20*	100	U04122.025.0001	9/16-12*	25	U04122.056.0001	1.-8*	5	U04122.100.0001
5/16-18*	100	U04122.031.0001	5/8-11*	25	U04122.062.0001	1.1/8-7*	5	U04122.112.0001
3/8-16*	100	U04122.037.0001	3/4-10*	20	U04122.075.0001	1.1/4-7*	5	U04122.125.0001
7/16-14*	50	U04122.043.0001	7/8-9*	10	U04122.087.0001	1.1/2-6*	5	U04122.150.0001
1/2-13*	50	U04122.050.0001						

U51080 Šestihranná matice UNC — X15A

Závit Unified National Coarse
Materiál Nerezocel A2 (AISI 304/18-8)
Třída F594

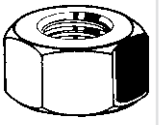

d	✉	Kód výrobku	d	✉	Kód výrobku	d	✉	Kód výrobku
1/4-20*	50	U51080.025.0001	9/16-12*	25	U51080.056.0001	1.-8*	5	U51080.100.0001
5/16-18*	50	U51080.031.0001	5/8-11*	25	U51080.062.0001	1.1/8-7*	5	U51080.112.0001
3/8-16*	50	U51080.037.0001	3/4-10*	20	U51080.075.0001	1.1/4-7*	5	U51080.125.0001
7/16-14*	25	U51080.043.0001	7/8-9*	5	U51080.087.0001	1.1/2-6*	5	U51080.150.0001
1/2-13*	25	U51080.050.0001						

U55080	Šestihranná matice UNC	X15A

Závit Unified National Coarse
Materiál Nerezocel A4 (AISI 316/18-10)
Třída F594

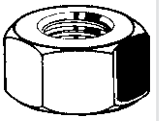

d	✉	Kód výrobku	d	✉	Kód výrobku	d	✉	Kód výrobku
1/4-20*	50	U55080.025.0001	9/16-12*	25	U55080.056.0001	1.-8*	5	U55080.100.0001
5/16-18*	50	U55080.031.0001	5/8-11*	25	U55080.062.0001	1.1/8-7*	5	U55080.112.0001
3/8-16*	50	U55080.037.0001	3/4-10*	20	U55080.075.0001	1.1/4-7*	5	U55080.125.0001
7/16-14*	25	U55080.043.0001	7/8-9*	5	U55080.087.0001	1.1/2-6*	5	U55080.150.0001
1/2-13*	25	U55080.050.0001						

3

Šestihranná strojní matice UNC

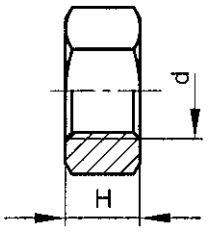

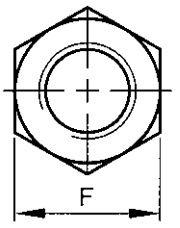

ASME **≈B18.2.2**

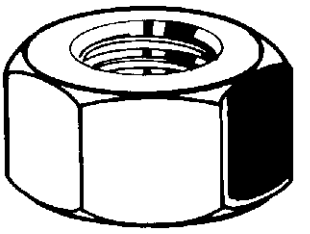

Technické údaje

d	F	H	Závitů na palec	d	F	H	Závitů na palec
No.6	5/16	2.9	32	No.10	3/8	3.3	24
No.8	11/32	3.3	32	No.12	7/16	4.1	24

11740	Šestihranná strojní matice UNC	X09A

Závit Unified National Coarse
Materiál Automatová ocel
Třída 6
Povrchová úprava Pozinkované

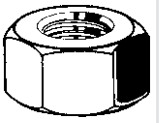

d	✉	Kód výrobku	d	✉	Kód výrobku	d	✉	Kód výrobku
NO.6 = 3,51MM	250	11740.035.001	NO.10 = 4,83MM	250	11740.048.001	NO.12 = 5,49MM	250	11740.054.001
NO.8 = 4,17MM	250	11740.041.001						

Šestihranná matice UNF

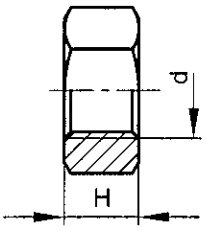

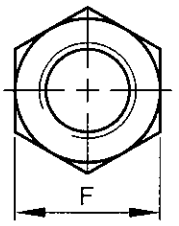

ASME **≈B18.2.2**
BS ≈1768

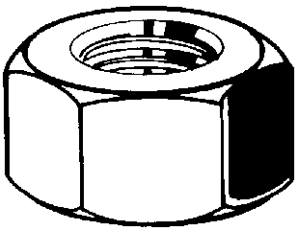

3

Technické údaje

d	F	H	Závitů na palec
1/4	7/16	7/32	28
5/16	1/2	17/64	24
3/8	9/16	21/64	24
7/16	11/16	3/8	20
1/2	3/4	7/16	20
9/16	7/8	31/64	18
5/8	15/16	35/64	18

d	F	H	Závitů na palec
3/4	1.1/8	41/64	16
7/8	1.5/16	3/4	14
1 Inch-14G	1.1/2	55/64	14
1.1/8	1.11/16	31/32	12
1.1/4	1.7/8	1 1/16	12
1.1/2	2.1/4	1 9/32	12

Skupiny produktů

Závit	Typ drážky	Materiál	Třída	Povrchová úprava	Kód	Strana
UNF	S vnějším šestihranem	Oc	Grade 2		U08160	3-24
UNF	S vnějším šestihranem	Oc	Grade 2	Zn	U08161	3-24
UNF	S vnějším šestihranem	Oc	Grade 5		U01120	3-25
UNF	S vnějším šestihranem	Oc	Grade 5	Zn	U01330	3-25
UNF	S vnějším šestihranem	Oc	Grade 8		U04180	3-25
UNF	S vnějším šestihranem	Oc	Grade 8	Zn	U04162	3-25
UNF	S vnějším šestihranem	Oc	Grade 8	Zn žl	U04181	3-25
UNF	S vnějším šestihranem	NO A2 (AISI304/18-8)	F594		U51160	3-26

U08160 Šestihranná matice UNF — X01A

Závit Unified National Fine
Materiál Ocel
Třída Grade 2

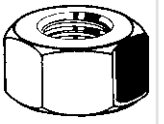

d	✉	Kód výrobku	d	✉	Kód výrobku	d	✉	Kód výrobku
1/4-28*	100	U08160.025.0002	9/16-18*	25	U08160.056.0002	1.-14*	5	U08160.100.0003
5/16-24*	100	U08160.031.0002	5/8-18*	25	U08160.062.0002	1.1/8-12*	5	U08160.112.0002
3/8-24*	100	U08160.037.0002	3/4-16*	20	U08160.075.0002	1.1/4-12*	5	U08160.125.0002
7/16-20*	50	U08160.043.0002	7/8-14*	10	U08160.087.0002	1.1/2-12*	5	U08160.150.0002
1/2-20*	50	U08160.050.0002						

U08161 Šestihranná matice UNF — X01A

Závit Unified National Fine
Materiál Ocel
Třída Grade 2
Povrchová úprava Pozinkované

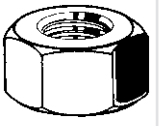

d	✉	Kód výrobku	d	✉	Kód výrobku	d	✉	Kód výrobku
1/4-28*	100	U08161.025.0002	9/16-18*	25	U08161.056.0002	1.-14*	5	U08161.100.0003
5/16-24*	100	U08161.031.0002	5/8-18*	25	U08161.062.0002	1.1/8-12*	5	U08161.112.0002
3/8-24*	100	U08161.037.0002	3/4-16*	20	U08161.075.0002	1.1/4-12*	5	U08161.125.0002
7/16-20*	50	U08161.043.0002	7/8-14*	10	U08161.087.0002	1.1/2-12*	5	U08161.150.0002
1/2-20*	50	U08161.050.0002						

U01120 Šestihranná matice UNF X01A

Závit Unified National Fine
Materiál Ocel
Třída Grade 5

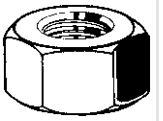

d	✉	Kód výrobku	d	✉	Kód výrobku	d	✉	Kód výrobku
1/4-28*	100	U01120.025.0002	9/16-18*	25	U01120.056.0002	1.-14*	5	U01120.100.0003
5/16-24*	100	U01120.031.0002	5/8-18*	25	U01120.062.0002	1.1/8-12*	5	U01120.112.0002
3/8-24*	100	U01120.037.0002	3/4-16*	20	U01120.075.0002	1.1/4-12*	5	U01120.125.0002
7/16-20*	50	U01120.043.0002	7/8-14*	10	U01120.087.0002	1.1/2-12*	5	U01120.150.0002
1/2-20*	50	U01120.050.0002						

U01330 Šestihranná matice UNF X01A

Závit Unified National Fine
Materiál Ocel
Třída Grade 5
Povrchová úprava Pozinkované

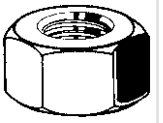

d	✉	Kód výrobku	d	✉	Kód výrobku	d	✉	Kód výrobku
1/4-28*	100	U01330.025.0002	9/16-18*	25	U01330.056.0002	1.-14*	5	U01330.100.0003
5/16-24*	100	U01330.031.0002	5/8-18*	25	U01330.062.0002	1.1/8-12*	5	U01330.112.0002
3/8-24*	100	U01330.037.0002	3/4-16*	20	U01330.075.0002	1.1/4-12*	5	U01330.125.0002
7/16-20*	50	U01330.043.0002	7/8-14*	10	U01330.087.0002	1.1/2-12*	5	U01330.150.0002
1/2-20*	50	U01330.050.0002						

U04180 Šestihranná matice UNF X01A

Závit Unified National Fine
Materiál Ocel
Třída Grade 8

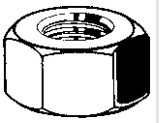

d	✉	Kód výrobku	d	✉	Kód výrobku	d	✉	Kód výrobku
1/4-28*	100	U04180.025.0002	9/16-18*	25	U04180.056.0002	1.-14*	5	U04180.100.0003
5/16-24*	100	U04180.031.0002	5/8-18*	25	U04180.062.0002	1.1/8-12*	5	U04180.112.0002
3/8-24*	100	U04180.037.0002	3/4-16*	20	U04180.075.0002	1.1/4-12*	5	U04180.125.0002
7/16-20*	50	U04180.043.0002	7/8-14*	10	U04180.087.0002	1.1/2-12*	5	U04180.150.0002
1/2-20*	50	U04180.050.0002						

U04162 Šestihranná matice UNF X01A

Závit Unified National Fine
Materiál Ocel
Třída Grade 8
Povrchová úprava Pozinkované

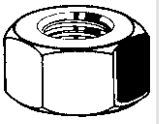

d	✉	Kód výrobku	d	✉	Kód výrobku	d	✉	Kód výrobku
1/4-28*	100	U04162.025.0002	9/16-18*	25	U04162.056.0002	1.-14*	5	U04162.101.0002
5/16-24*	100	U04162.031.0002	5/8-18*	25	U04162.062.0002	1.1/8-12*	5	U04162.112.0002
3/8-24*	100	U04162.037.0002	3/4-16*	20	U04162.075.0002	1.1/4-12*	5	U04162.125.0002
7/16-20*	50	U04162.043.0002	7/8-14*	10	U04162.087.0002	1.1/2-12*	5	U04162.150.0002
1/2-20*	50	U04162.050.0002						

U04181 Šestihranná matice UNF X01A

Závit Unified National Fine
Materiál Ocel
Třída Grade 8
Povrchová úprava Pozinkované žlutě pasivované

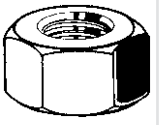

d	✉	Kód výrobku	d	✉	Kód výrobku	d	✉	Kód výrobku
1/4-28*	100	U04181.025.0002	9/16-18*	25	U04181.056.0002	1.-14*	5	U04181.100.0003
5/16-24*	100	U04181.031.0002	5/8-18*	25	U04181.062.0002	1.1/8-12*	5	U04181.112.0002
3/8-24*	100	U04181.037.0002	3/4-16*	20	U04181.075.0002	1.1/4-12*	5	U04181.125.0002
7/16-20*	50	U04181.043.0002	7/8-14*	10	U04181.087.0002	1.1/2-12*	5	U04181.150.0002
1/2-20*	50	U04181.050.0002						

U51160 **Šestihranná matice UNF** **X15A**

Závit Unified National Fine
Materiál Nerezocel A2 (AISI 304/18-8)
Třída F594

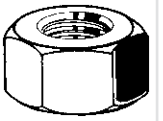

d	✉	Kód výrobku	d	✉	Kód výrobku	d	✉	Kód výrobku
1/4-28	50	U51160.025.0002	9/16-18*	25	U51160.056.0002	1.-14*	5	U51160.101.0002
5/16-24*	50	U51160.031.0002	5/8-18*	25	U51160.062.0002	1.1/8-12*	5	U51160.112.0002
3/8-24*	50	U51160.037.0002	3/4-16*	20	U51160.075.0002	1.1/4-12*	5	U51160.125.0002
7/16-20*	25	U51160.043.0002	7/8-14*	5	U51160.087.0002	1.1/2-12*	5	U51160.150.0002
1/2-20*	25	U51160.050.0002						

Šestihranná strojní matice UNF

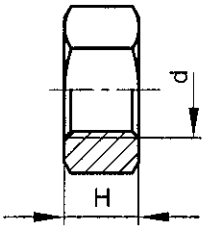

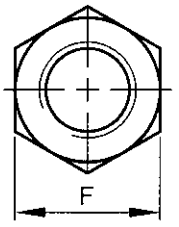

ASME **≈B18.2.2**

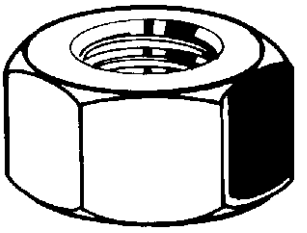

Technické údaje

d	F	H (mm)	Závitů na palec
No.4	1/4	2.5	48
No.5	5/16	2.9	44
No.6	5/16	2.9	40

d	F	H (mm)	Závitů na palec
No.8	11/32	3.3	36
No.10	3/8	3.3	32

Skupiny produktů

Závit	Typ drážky	Materiál	Povrchová úprava	Kód	Strana
UNF	S vnějším šestihranem	Automatová ocel	Zn	11750	3-26
UNF	S vnějším šestihranem	Br Cu3		47170	3-26

11750 **Šestihranná strojní matice UNF** **X09A**

Závit Unified National Fine
Materiál Automatová ocel
Povrchová úprava Pozinkované

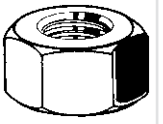

d	✉	Kód výrobku	d	✉	Kód výrobku	d	✉	Kód výrobku
NO.4 = 2,85MM	250	11750.028.001	NO.8 = 4,17MM	250	11750.041.001	NO.10 = 4,83MM	250	11750.048.001
NO.5 = 3,18MM	250	11750.031.001						

47170 **Šestihranná strojní matice UNF** **X09A**

Závit Unified National Fine
Materiál Mosaz Cu3

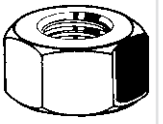

d	✉	Kód výrobku	d	✉	Kód výrobku
NO.6-40 = 3,52MM	250	47170.035.001	NO.10-32 = 4,83MM	100	47170.048.001

Šestihranná matice BSW

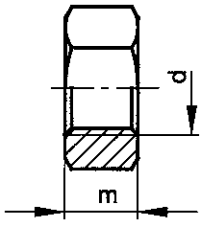

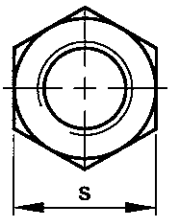

DIN **≈934 (1954)**
NEN ≈2338 (1960)

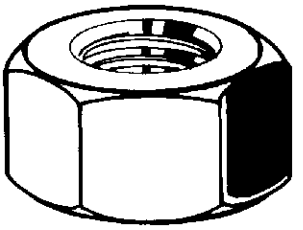

Technické údaje

d	m	s	Závitů na palec	d	m	s	Závitů na palec
1/8	2.4	5.5	40	3/4	16	32	10
5/32	3.2	7	32	7/8	18	36	9
3/16	4.8	10	24	1 Inch	20	41	8
1/4	5.5	11	20	1.1/8	22	46	7
5/16	6.5	14	18	1.1/4	25	50	7
5/16 (≠DIN)	6.5	13	18	1.3/8	28	55	6
3/8	8	17	16	1.1/2	30	60	6
7/16	9.5	19	14	1.5/8	32	65	5
1/2	11	22	12	1.3/4	35	70	5
9/16	11	22	12	2 Inch	40	80	4.5
5/8	13	27	11	2.1/4	45	85	4

- Whitworthův závit (BSW/BSF) není mezinárodně doporučen. Doporučujeme použít metrický (M/MF) nebo sjednocený (UNC/UNF) závit.
- Rozměry se mohou lišit v závislosti na dostupnosti.

Skupiny produktů

Závit	Typ drážky	Materiál	Třída	Povrchová úprava	Kód	Strana
BSW	S vnějším šestihranem	Oc	8		03460	3-27
BSW	S vnějším šestihranem	Oc	8	Zn	03600	3-27
BSW	S vnějším šestihranem	Automatová ocel	6		11200	3-28
BSW	S vnějším šestihranem	Br Cu3			47100	3-28

03460 Šestihranná matice BSW — X03A

Závit British Standard Whitworth
Materiál Ocel
Třída 8

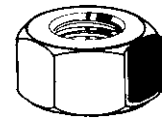

d	✉	Kód výrobku	d	✉	Kód výrobku	d	✉	Kód výrobku
3/16	250	03460.047.001	7/16	100	03460.111.001	3/4	50	03460.191.001
1/4	250	03460.063.001	1/2	100	03460.127.001	7/8	25	03460.222.001
5/16	250	03460.079.001	5/8	100	03460.158.001	1 Inch	25	03460.254.001
3/8	250	03460.096.001						

03600 Šestihranná matice BSW — X03A

Závit British Standard Whitworth
Materiál Ocel
Třída 8
Povrchová úprava Pozinkované

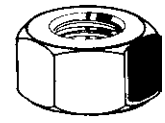

d	✉	Kód výrobku	d	✉	Kód výrobku	d	✉	Kód výrobku
3/16	250	03600.047.001	3/8	250	03600.096.001	3/4	50	03600.191.001
1/4	250	03600.063.001	1/2	100	03600.127.001	7/8	25	03600.222.001
5/16	250	03600.079.001	5/8	100	03600.158.001	1 Inch	25	03600.254.001

11200 Šestihranná strojní matice X08A

Závit British Standard Whitworth
Materiál Automatová ocel
Třída 6

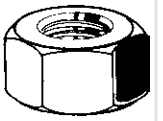

d	✉	Kód výrobku	d	✉	Kód výrobku	d	✉	Kód výrobku
1/8	250	11200.031.001	1/2	100	11200.127.001	1.1/4	10	11200.317.001
5/32	250	11200.039.001	9/16	100	11200.142.001	1.3/8	10	11200.349.001
3/16	250	11200.047.001	5/8	50	11200.158.001	1.1/2	5	11200.381.001
1/4	250	11200.063.001	3/4	25	11200.191.001	1.5/8	5	11200.412.001
5/16 (≠DIN)	250	11200.079.001	7/8	25	11200.222.001	1.3/4	4	11200.444.001
3/8	100	11200.096.001	1 Inch	25	11200.254.001	2 Inch	1	11200.508.001
7/16	100	11200.111.001	1.1/8	25	11200.285.001	2.1/4	1	11200.571.001

47100 Šestihranná matice BSW X08A

Závit British Standard Whitworth
Materiál Mosaz Cu3

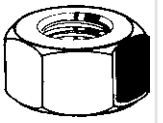

d	✉	Kód výrobku	d	✉	Kód výrobku	d	✉	Kód výrobku
1/8	250	47100.031.001	5/16	250	47100.079.001	3/4	10	47100.191.001
5/32	250	47100.039.001	3/8	100	47100.096.001	7/8	10	47100.222.001
3/16	250	47100.047.001	1/2	50	47100.127.001	1 Inch	5	47100.254.001
1/4	250	47100.063.001	5/8	25	47100.158.001			

Šestihranná matice BSF

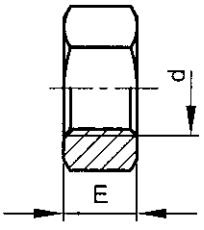

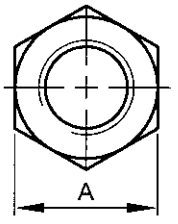

BS **≈1083 (1965)**

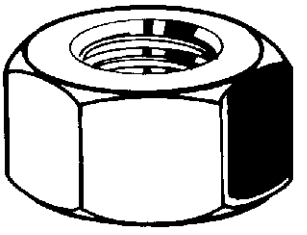

Technické údaje

d	A	E	Závitů na palec
1/4	0.445	5.1	26
5/16	0.525	6.4	22
3/8	0.6	7.9	20
7/16	0.71	9.5	18
1/2	0.82	11.1	16

d	A	E	Závitů na palec
5/8	1.01	14.3	14
3/4	1.2	17.5	12
7/8	1.3	19	11
1 Inch	1.48	22.2	10

- Whitworthův závit (BSW/BSF) není mezinárodně doporučen.
- Doporučujeme použít metrický (M/MF) nebo sjednocený (UNC/UNF) závit.

03060 Šestihranná matice BSF X90A

Závit British Standard Fine
Materiál Ocel
Třída ≥6

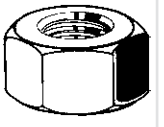

d	✉	Kód výrobku	d	✉	Kód výrobku	d	✉	Kód výrobku
1/4	100	03060.063.001	7/16	100	03060.111.001	3/4	50	03060.191.001
5/16	100	03060.079.001	1/2	100	03060.127.001	7/8	25	03060.222.001
3/8	100	03060.096.001	5/8	50	03060.158.001	1 Inch	25	03060.254.001

Šestihranná matice 1 x d

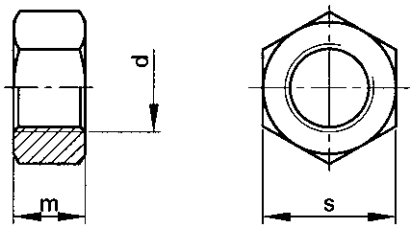

DIN	**≈934 (1987)**
NEN	≈1560
NF	≈E25-401

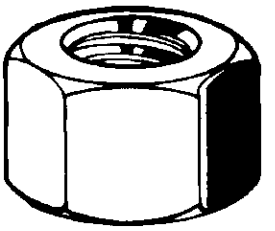

Technické údaje

d	m	P	s	d	m	P	s
M3	3	0.5	5.5	**M27**	27	3	41
M4	4	0.7	7	**M30**	30	3.5	46
M5	5	0.8	8	**M33**	33	3.5	50
M6	6	1	10	**M36**	36	4	55
M8	8	1.25	13	**M39**	39	4	60
M10	10	1.5	17	**M42**	42	4.5	65
M12	12	1.75	19	**M45**	45	4.5	70
M14	14	2	22	**M48**	48	5	75
M16	16	2	24	**M52**	52	5	80
M18	18	2.5	27	**M56**	56	5.5	85
M20	20	2.5	30	**M60**	60	5.5	90
M22	22	2.5	32	**M64**	64	6	95
M24	24	3	36	**M72**	72	6	105

Skupiny produktů

Závit	Typ drážky	Materiál	Třída	Kód	Strana
M	S vnějším šestihranem	Oc	≥|6|	11080	3-29
M	S vnějším šestihranem	NO A2		51109	3-29
M	S vnějším šestihranem	NO A4		55109	3-30

11080 Šestihranná matice 1 x d — F01A

Závit	Metrický závit
Materiál	Ocel
Třída	≥|6|

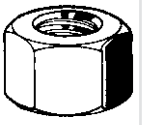

d	✉	Kód výrobku	d	✉	Kód výrobku	d	✉	Kód výrobku
M4	250	11080.040.001	M20	25	11080.200.001	M45	4	11080.450.001
M5	250	11080.050.001	M22	25	11080.220.001	M48	4	11080.480.001
M6	250	11080.060.001	M24	25	11080.240.001	M52	1	11080.520.001
M8	100	11080.080.001	M27	10	11080.270.001	M56	1	11080.560.001
M10	100	11080.100.001	M30	10	11080.300.001	M60	1	11080.600.001
M12	100	11080.120.001	M33	10	11080.330.001	M64	1	11080.640.001
M14	100	11080.140.001	M36	5	11080.360.001	M72	1	11080.720.001
M16	50	11080.160.001	M39	5	11080.390.001			
M18	25	11080.180.001	M42	5	11080.420.001			

51109 Šestihranná matice 1 x d — R09A

Závit	Metrický závit
Materiál	Nerezocel A2

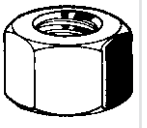

d	✉	Kód výrobku	d	✉	Kód výrobku	d	✉	Kód výrobku
M3*	1000	51109.030.001	M5*	1000	51109.050.001	M8*	200	51109.080.001

55109	Šestihranná matice 1 x d	R09A

Závit Metrický závit
Materiál Nerezocel A4

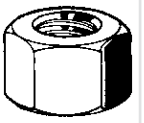

d	✉	Kód výrobku	d	✉	Kód výrobku	d	✉	Kód výrobku
M3*	1000	55109.030.001	M6*	1000	55109.060.001	M12*	100	55109.120.001
M4*	1000	55109.040.001	M8*	1000	55109.080.001	M16*	50	55109.160.001
M5*	1000	55109.050.001	M10*	100	55109.100.001			

3

Šestihranná strojní matice BSW 1 x d

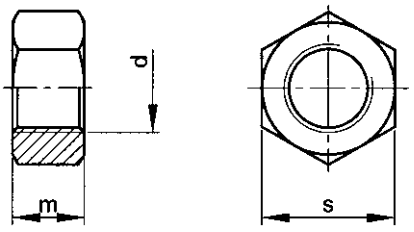

DIN **≈934 (1954)**
NEN ≈2338 (1960)

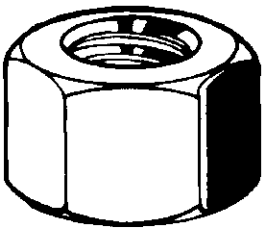

Technické údaje

d	m	s	Závitů na palec
5/16	7.9	13	18
3/8	9.5	17	16
1/2	12.7	22	12
5/8	15.9	27	11
3/4	19.1	32	10

d	m	s	Závitů na palec
1 Inch	25.4	41	8
1.1/4	31.8	50	7
1.1/2	38.1	60	6
1.5/8	41.3	65	5

11280	Šestihranná strojní matice BSW 1 x d	X08A

Závit British Standard Whitworth
Materiál Automatová ocel
Třída 6

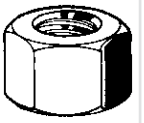

d	✉	Kód výrobku	d	✉	Kód výrobku	d	✉	Kód výrobku
5/16	100	11280.079.001	5/8	50	11280.158.001	1.1/4	10	11280.317.001
3/8	100	11280.096.001	3/4	25	11280.191.001	1.1/2	5	11280.381.001
1/2	50	11280.127.001	1 Inch	10	11280.254.001	1.5/8	5	11280.412.001

Šestihranná matice DIN 555

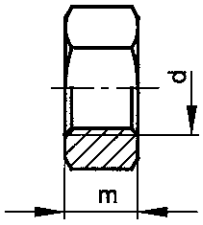

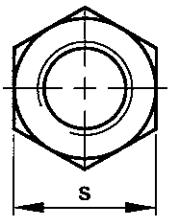

DIN	**555 (1987)**
NEN	697
NF	E25-402

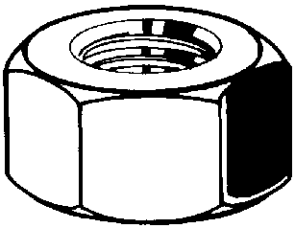

Technické údaje

d	m	P	s	d	m	P	s
M6	4	0.8	10	**M33**	26	3.5	50
M10	8	1.5	17	**M36**	29	4	55
M12	10	1.75	19	**M39**	31	4	60
M16	13	2	24	**M42**	34	4.5	65
M18 (≠DIN)	15	2.5	27	**M45**	36	4.5	70
M20	16	2.5	30	**M48**	38	5	75
M22	18	2.5	32	**M52**	42	5	80
M24	19	3	36	**M56**	45	5.5	85
M27	22	3	41	**M64**	51	6	95
M30	24	3.5	46				

Skupiny produktů

Závit	Typ drážky	Materiál	Třída	Povrchová úprava	Kód	Strana
M	S vnějším šestihranem	Oc	≥|4|		08100	3-31
M	S vnějším šestihranem	Oc	≥|4|	Zn	08110	3-31

08100 Šestihranná matice DIN 555 — E01A

Závit Metrický závit
Materiál Ocel
Třída ≥|4|

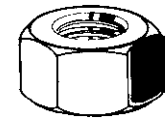

d	✉	Kód výrobku	d	✉	Kód výrobku	d	✉	Kód výrobku
M6	500	08100.060.001	M24	50	08100.240.001	M42	5	08100.420.001
M10	500	08100.100.001	M27	25	08100.270.001	M45	4	08100.450.001
M12	500	08100.120.001	M30	25	08100.300.001	M48	4	08100.480.001
M16	200	08100.160.001	M33	10	08100.330.001	M52	4	08100.520.001
M18 (≠DIN)	100	08100.180.001	M36	10	08100.360.001	M56	1	08100.560.001
M20	100	08100.200.001	M39	5	08100.390.001	M64	1	08100.640.001
M22	50	08100.220.001						

08110 Šestihranná matice DIN 555 — E03A

Závit Metrický závit
Materiál Ocel
Třída ≥|4|
Povrchová úprava Pozinkované

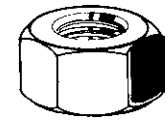

d	✉	Kód výrobku	d	✉	Kód výrobku	d	✉	Kód výrobku
M12	500	08110.120.001	M27	25	08110.270.001	M42	5	08110.420.001
M16	200	08110.160.001	M30	25	08110.300.001	M45	4	08110.450.001
M20	100	08110.200.001	M33	10	08110.330.001	M48	4	08110.480.001
M24	50	08110.240.001	M36	10	08110.360.001			

Šestihranná matice nízká

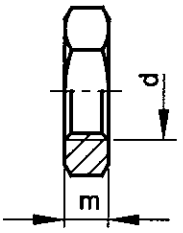

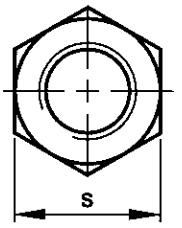

DIN	**439 (1987)**
NEN	2334 B
ASME	B18.2.4.5M
NF	E25-405-1

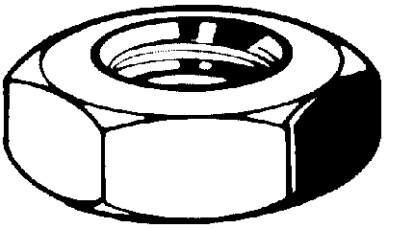

3

Technické údaje

d	m	P	s	d	m	P	s
M1.6	1	0.35	3.2	**M22**	11	2.5	32
M2	1.2	0.4	4	**M24**	10	3	36
M2.5	1.6	0.45	5	**M27**	13.5	3	41
M3	1.8	0.5	5.5	**M30**	15	3.5	46
M4	2.2	0.7	7	**M33**	16.5	3.5	50
M5	2.7	0.8	8	**M36**	18	4	55
M6	3.2	1	10	**M39**	19.5	4	60
M8	4	1.25	13	**M42**	21	4.5	65
M10	5	1.5	17	**M45**	22.5	4.5	70
M12	6	1.75	19	**M48**	24	5	75
M14	7	2	22	**M52**	26	5	80
M16	8	2	24	**M56 (≠DIN)**	28	5.5	85
M18	9	2.5	27	**M60 (≠DIN)**	30	5.5	90
M20	10	2.5	30				

Skupiny produktů

Závit	Typ drážky	Materiál	Třída	Povrchová úprava		Kód	Strana
M	S vnějším šestihranem	Oc	04			11060	3-32
M	S vnějším šestihranem	Oc	04	Zn		11360	3-32
M	S vnějším šestihranem	Oc	04	Zn	levý závit	11382	3-33
M	S vnějším šestihranem	Oc	04	Zn žl		11350	3-33
M	S vnějším šestihranem	Oc	04	Žzn	zvětšený	01580	3-33
M	S vnějším šestihranem	Oc	04	Žzn	ISO metrický	01586	3-33
M	S vnějším šestihranem	NO A2	35			51090	3-34
M	S vnějším šestihranem	NO A2	35		levý závit	51093	3-34
M	S vnějším šestihranem	NO A4	35			55090	3-34
M	S vnějším šestihranem	Br Cu2				47030	3-34

11060 Šestihranná matice nízká — F01A

Závit	Metrický závit
Materiál	Ocel
Třída	04

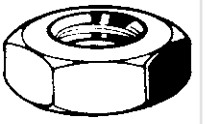

d	✉	Kód výrobku	d	✉	Kód výrobku	d	✉	Kód výrobku
M3	250	11060.030.001	M16	50	11060.160.001	M36	5	11060.360.001
M4	250	11060.040.001	M18	25	11060.180.001	M39	5	11060.390.001
M5	250	11060.050.001	M20	25	11060.200.001	M42	5	11060.420.001
M6	250	11060.060.001	M22	25	11060.220.001	M45	4	11060.450.001
M8	100	11060.080.001	M24	25	11060.240.001	M48	4	11060.480.001
M10	100	11060.100.001	M27	10	11060.270.001	M52	1	11060.520.001
M12	100	11060.120.001	M30	10	11060.300.001	M56	1	11060.560.001
M14	100	11060.140.001	M33	10	11060.330.001	M60	1	11060.600.001

11360 Šestihranná matice nízká — F01A

Závit	Metrický závit
Materiál	Ocel
Třída	04
Povrchová úprava	Pozinkované

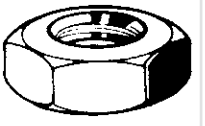

d	✉	Kód výrobku	d	✉	Kód výrobku	d	✉	Kód výrobku
M2	250	11360.020.001	M4	250	11360.040.001	M8	100	11360.080.001
M2,5	250	11360.025.001	M5	250	11360.050.001	M10	100	11360.100.001
M3	250	11360.030.001	M6	250	11360.060.001	M12	100	11360.120.001

11360 Šestihranná matice nízká

d	✉	Kód výrobku	d	✉	Kód výrobku	d	✉	Kód výrobku
M14	100	11360.140.001	M24	25	11360.240.001	M39	5	11360.390.001
M16	50	11360.160.001	M27	10	11360.270.001	M42	5	11360.420.001
M18	25	11360.180.001	M30	10	11360.300.001	M45	4	11360.450.001
M20	25	11360.200.001	M33	10	11360.330.001	M48	4	11360.480.001
M22	25	11360.220.001	M36	5	11360.360.001			

11382 Šestihranná matice nízká, levý závit — F01A

Závit Metrický závit
Materiál Ocel
Třída 04
Povrchová úprava Pozinkované

RoHS

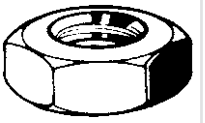

d	✉	Kód výrobku	d	✉	Kód výrobku	d	✉	Kód výrobku
M5	250	11382.050.001	M12	100	11382.120.001	M24	25	11382.240.001
M6	250	11382.060.001	M16	50	11382.160.001	M27	10	11382.270.001
M8	100	11382.080.001	M20	25	11382.200.001	M30	10	11382.300.001
M10	100	11382.100.001						

11350 Šestihranná matice nízká — F01A

Závit Metrický závit
Materiál Ocel
Třída 04
Povrchová úprava Pozinkované žlutě pasivované

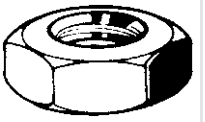

d	✉	Kód výrobku	d	✉	Kód výrobku	d	✉	Kód výrobku
M3	250	11350.030.001	M10	100	11350.100.001	M20	25	11350.200.001
M4	250	11350.040.001	M12	100	11350.120.001	M22	25	11350.220.001
M5	250	11350.050.001	M14	100	11350.140.001	M24	25	11350.240.001
M6	250	11350.060.001	M16	50	11350.160.001	M27	10	11350.270.001
M8	100	11350.080.001	M18	25	11350.180.001	M30	10	11350.300.001

01580 Šestihranná matice nízká, zvětšený závit — A08A

Závit Metrický závit
Materiál Ocel
Třída 04
Povrchová úprava Žárový zinek

RoHS

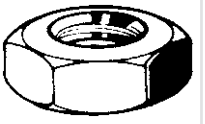

d	✉	Kód výrobku	d	✉	Kód výrobku	d	✉	Kód výrobku
M12	100	01580.120.001	M20	50	01580.200.001	M24	25	01580.240.001
M14	100	01580.140.001	M22	25	01580.220.001	M30	25	01580.300.001
M16	100	01580.160.001						

- Tyto šestihranné matice jsou mj. používány pro žárově zinkované svorníky a šrouby se ZVĚTŠENÝM závitem a žárově zinkované závitové tyče se ZVĚTŠENÝM závitem.
- Závit matic je vyřezán PO zinkování a NEODPOVÍDÁ ISO-metrickým tolerancím.
- Nepozinkovaný závit nemá nepříznivý vliv na korozivzdornost namontovaných matic.

01586 Šestihranná matice nízká, iso-metrický závit — A08A

Závit Metrický závit
Materiál Ocel
Třída 04
Povrchová úprava Žárový zinek

RoHS

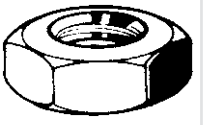

d	✉	Kód výrobku	d	✉	Kód výrobku	d	✉	Kód výrobku
M12	100	01586.120.001	M16	50	01586.160.001	M24	25	01586.240.001
M14	100	01586.140.001	M20	25	01586.200.001	M30	25	01586.300.001

- Tyto šestihranné matice jsou mj. používány pro žárově zinkované svorníky a šrouby s ISO-METRICKÝM LÍCOVANÝM závitem a žárově zinkované závitové tyče s ISO-METRICKÝM LÍCOVANÝM závitem.
- Závit matic je řezán PO zinkování a odpovídá toleranci 6H.
- Nenatřený závit nemá nepříznivý vliv na korozivzdornost namontovaných matic.

51090 Šestihranná matice nízká R09A

Závit Metrický závit
Materiál Nerezocel A2
Třída 35

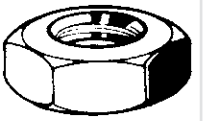

d	✉	Kód výrobku	d	✉	Kód výrobku	d	✉	Kód výrobku
M1,6	250	51090.016.001	M10	100	51090.100.001	M27	5	51090.270.001
M2	250	51090.020.001	M12	50	51090.120.001	M30	3	51090.300.001
M2,5	250	51090.025.001	M14	50	51090.140.001	M33*	10	51090.330.001
M3	250	51090.030.001	M16	50	51090.160.001	M36	10	51090.360.001
M4	250	51090.040.001	M18	25	51090.180.001	M39*	10	51090.390.001
M5	250	51090.050.001	M20	25	51090.200.001	M42*	10	51090.420.001
M6	250	51090.060.001	M22	10	51090.220.001	M48*	10	51090.480.001
M8	100	51090.080.001	M24	10	51090.240.001			

51093 Šestihranná matice nízká, levý závit R09A

Závit Metrický závit
Materiál Nerezocel A2
Třída 35

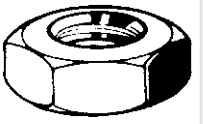

d	✉	Kód výrobku	d	✉	Kód výrobku	d	✉	Kód výrobku
M5	200	51093.050.001	M10	100	51093.100.001	M20	25	51093.200.001
M6	200	51093.060.001	M12	50	51093.120.001	M24	25	51093.240.001
M8	100	51093.080.001	M16	50	51093.160.001			

55090 Šestihranná matice nízká R49A

Závit Metrický závit
Materiál Nerezocel A4
Třída 35

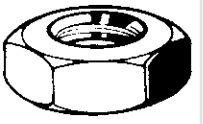

d	✉	Kód výrobku	d	✉	Kód výrobku	d	✉	Kód výrobku
M2	250	55090.020.001	M12	50	55090.120.001	M30	3	55090.300.001
M2,5	250	55090.025.001	M14	50	55090.140.001	M33*	10	55090.330.001
M3	250	55090.030.001	M16	50	55090.160.001	M36*	10	55090.360.001
M4	250	55090.040.001	M18	25	55090.180.001	M39*	10	55090.390.001
M5	250	55090.050.001	M20	25	55090.200.001	M42*	10	55090.420.001
M6	250	55090.060.001	M22	10	55090.220.001	M45*	10	55090.450.001
M8	100	55090.080.001	M24	10	55090.240.001	M48*	10	55090.480.001
M10	100	55090.100.001	M27	5	55090.270.001			

47030 Šestihranná matice nízká M01C

Závit Metrický závit
Materiál Mosaz Cu2

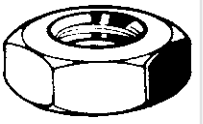

d	✉	Kód výrobku	d	✉	Kód výrobku	d	✉	Kód výrobku
M3	250	47030.030.001	M8	100	47030.080.001	M16	50	47030.160.001
M4	250	47030.040.001	M10	100	47030.100.001	M20	50	47030.200.001
M5	250	47030.050.001	M12	100	47030.120.001	M24	25	47030.240.001
M6	250	47030.060.001						

Šestihranná matice nízká MF

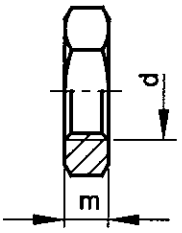

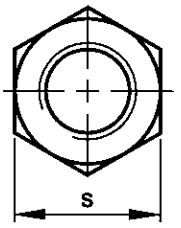

DIN	**439 (1987)**
NEN	2334 B
ASME	B18.2.4.5M
NF	E25-453

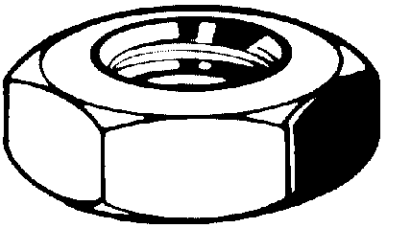

Technické údaje

d	m	s	d	m	s
M8	4	13	**M33**	16.5	50
M10	5	17	**M35 (≠DIN)**	17.5	55
M12	6	19	**M36**	18	55
M14	7	22	**M38 (≠DIN)**	19	60
M16	8	24	**M39**	19.5	60
M18	9	27	**M40 (≠DIN)**	20	60
M20	10	30	**M42**	21	65
M22	11	32	**M45**	22.5	70
M24	12	36	**M48**	24	75
M27	13.5	41	**M52**	26	80
M28 (≠DIN)	14	41	**M56 (≠DIN)**	28	85
M30	15	46	**M64 (≠DIN)**	32	95
M32 (≠DIN)	16	50			

Skupiny produktů

Závit	Typ drážky	Materiál	Třída	Povrchová úprava		Kód	Strana
MF	S vnějším šestihranem	Oc	04			11070	3-35
MF	S vnějším šestihranem	Oc	04		levý závit	11074	3-36
MF	S vnějším šestihranem	Oc	04	Zn		11380	3-36
MF	S vnějším šestihranem	Oc	04	Zn	levý závit	11075	3-36
MF	S vnějším šestihranem	NO A2	35			51092	3-36
MF	S vnějším šestihranem	NO A2	35		levý závit	51166	3-37
MF	S vnějším šestihranem	NO A4	35			55092	3-37
MF	S vnějším šestihranem	NO A4	35		left hand	55166	3-37

11070 **Šestihranná matice nízká MF** **F01B**

Závit	Metrický jemný závit
Materiál	Ocel
Třída	04

RoHS

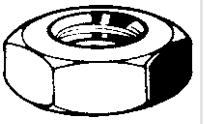

d x P	✉	Kód výrobku	d x P	✉	Kód výrobku	d x P	✉	Kód výrobku
M8X1,00	100	11070.080.100	M22X1,50	25	11070.220.150	M39X3,00	3	11070.390.300
M10X1,00	100	11070.100.100	M22X2,00	25	11070.220.200	M40X1,50 (≠DIN)	3	11070.400.150
M10X1,25	100	11070.100.125	M24X1,50	25	11070.240.150	M40X2,00 (≠DIN)	3	11070.400.200
M12X0,75 (≠DIN)	100	11070.120.075	M24X2,00 (≠DIN)	25	11070.240.200	M42X1,50	3	11070.420.150
M12X1,00 (≠DIN)	100	11070.120.100	M27X1,50	10	11070.270.150	M45X1,50	1	11070.450.150
M12X1,25	100	11070.120.125	M27X2,00	10	11070.270.200	M45X2,00	1	11070.450.200
M12X1,50	100	11070.120.150	M30X1,50	10	11070.300.150	M45X3,00	1	11070.450.300
M14X1,00 (≠DIN)	100	11070.140.100	M30X2,00	10	11070.300.200	M48X1,50	1	11070.480.150
M14X1,25 (≠DIN)	100	11070.140.125	M32X1,50	10	11070.320.150	M48X2,00	1	11070.480.200
M14X1,50	100	11070.140.150	M32X2,00	5	11070.320.200	M48X3,00	1	11070.480.300
M16X1,00 (≠DIN)	50	11070.160.100	M33X1,50	5	11070.330.150	M52X1,50	1	11070.520.150
M16X1,50	50	11070.160.150	M33X2,00	5	11070.330.200	M52X2,00	1	11070.520.200
M18X1,00 (≠DIN)	25	11070.180.100	M35X1,50 (≠DIN)	3	11070.350.150	M52X3,00	1	11070.520.300
M18X2,00	25	11070.180.200	M36X1,50	3	11070.360.150	M56X2,00 (≠DIN)	1	11070.560.200
M20X1,00 (≠DIN)	25	11070.200.100	M36X3,00	3	11070.360.300	M56X4,00 (≠DIN)	1	11070.560.400
M20X1,50	25	11070.200.150	M38X1,50 (≠DIN)	3	11070.380.150	M64X1,50 (≠DIN)	1	11070.640.150
M20X2,00	25	11070.200.200	M39X1,50	3	11070.390.150	M64X2,00 (≠DIN)	1	11070.640.200
M22X1,00 (≠DIN)	25	11070.220.100	M39X2,00	3	11070.390.200	M64X4,00 (≠DIN)	1	11070.640.400

11074 Šestihranná matice nízká, levý závit MF — F01B

Závit Metrický jemný závit
Materiál Ocel
Třída 04

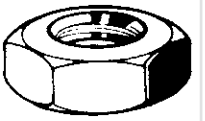

d x P	✉	Kód výrobku	d x P	✉	Kód výrobku	d x P	✉	Kód výrobku
M10X1,00	50	11074.100.100	M22X1,50	10	11074.220.150	M36X3,00	3	11074.360.300
M12X1,00 (≠DIN)	50	11074.120.100	M22X2,00	10	11074.220.200	M38X1,50 (≠DIN)	3	11074.380.150
M12X1,50	50	11074.120.150	M27X1,50	5	11074.270.150	M42X1,50	3	11074.420.150
M14X1,50	50	11074.140.150	M27X2,00	5	11074.270.200	M42X3,00	3	11074.420.300
M16X1,00 (≠DIN)	50	11074.160.100	M28X1,50 (≠DIN)	5	11074.280.150	M45X3,00	1	11074.450.300
M16X1,50	25	11074.160.150	M30X2,00	5	11074.300.200	M48X1,50	1	11074.480.150
M18X1,50	10	11074.180.150	M33X1,50	5	11074.330.150	M48X3,00	1	11074.480.300
M20X1,50	10	11074.200.150	M36X1,50	3	11074.360.150			
M20X2,00	10	11074.200.200	M36X2,00	3	11074.360.200			

11380 Šestihranná matice nízká MF — F01B

Závit Metrický jemný závit
Materiál Ocel
Třída 04
Povrchová úprava Pozinkované

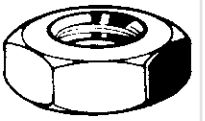

d x P	✉	Kód výrobku	d x P	✉	Kód výrobku	d x P	✉	Kód výrobku
M8X1,00	100	11380.080.100	M14X1,50	100	11380.140.150	M24X1,50	25	11380.240.150
M10X1,00	100	11380.100.100	M16X1,00 (≠DIN)	50	11380.160.100	M24X2,00	25	11380.240.200
M10X1,25	100	11380.100.125	M16X1,50	50	11380.160.150	M27X1,50	10	11380.270.150
M12X1,00 (≠DIN)	100	11380.120.100	M18X1,00 (≠DIN)	25	11380.180.100	M27X2,00	10	11380.270.200
M12X1,25	100	11380.120.125	M18X1,50	25	11380.180.150	M30X1,50	10	11380.300.150
M12X1,50	100	11380.120.150	M20X1,00 (≠DIN)	25	11380.200.100	M30X2,00	10	11380.300.200
M14X1,00 (≠DIN)	100	11380.140.100	M20X1,50	25	11380.200.150	M36X1,50	3	11380.360.150
M14X1,25 (≠DIN)	100	11380.140.125	M22X1,50	25	11380.220.150	M36X3,00	3	11380.360.300

11075 Šestihranná matice nízká, levý závit MF — F01B

Závit Metrický jemný závit
Materiál Ocel
Třída 04
Povrchová úprava Pozinkované

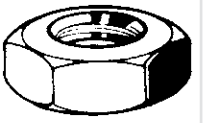

d x P	✉	Kód výrobku	d x P	✉	Kód výrobku	d x P	✉	Kód výrobku
M12X1,00 (≠DIN)	50	11075.120.100	M16X1,50	25	11075.160.150	M24X2,00	10	11075.240.200
M12X1,50	50	11075.120.150	M18X1,50	10	11075.180.150	M27X2,00	5	11075.270.200
M14X1,50	50	11075.140.150	M20X1,50	10	11075.200.150	M30X2,00	5	11075.300.200
M16X1,00 (≠DIN)	50	11075.160.100						

51092 Šestihranná matice nízká MF — R09A

Závit Metrický jemný závit
Materiál Nerezocel A2
Třída 35

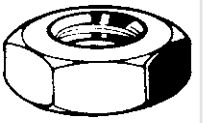

d x P	✉	Kód výrobku	d x P	✉	Kód výrobku	d x P	✉	Kód výrobku
M8X0,75*	200	51092.080.075	M14X1,50	50	51092.140.150	M24X1,50	10	51092.240.150
M8X1,00	100	51092.080.100	M16X1,50	50	51092.160.150	M24X2,00	10	51092.240.200
M10X1,00	100	51092.100.100	M18X1,50	25	51092.180.150	M27X1,50	3	51092.270.150
M10X1,25	100	51092.100.125	M20X1,50	25	51092.200.150	M30X1,50	3	51092.300.150
M12X1,00	100	51092.120.100	M20X2,00*	50	51092.200.200	M30X2,00	3	51092.300.200
M12X1,25	100	51092.120.125	M22X1,50	10	51092.220.150	M33X2,00*	10	51092.330.200
M12X1,50	100	51092.120.150	M22X2,00*	25	51092.220.200			

51166 Šestihranná matice nízká, levý závit MF — R09A

Závit Metrický jemný závit
Materiál Nerezocel A2
Třída 35

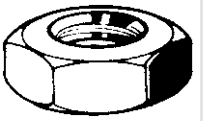

d x P	✉	Kód výrobku	d x P	✉	Kód výrobku	d x P	✉	Kód výrobku
M16X1,50	50	51166.160.150	M27X2,00	3	51166.270.200	M30X2,00	3	51166.300.200
M20X1,50	25	51166.200.150						

3

55092 Šestihranná matice nízká MF — R49A

Závit Metrický jemný závit
Materiál Nerezocel A4
Třída 35

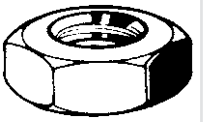

d x P	✉	Kód výrobku	d x P	✉	Kód výrobku	d x P	✉	Kód výrobku
M8X1,00	100	55092.080.100	M16X1,50	50	55092.160.150	M24X2,00	10	55092.240.200
M10X1,00	100	55092.100.100	M18X1,50	25	55092.180.150	M27X1,50*	25	55092.270.150
M10X1,25	100	55092.100.125	M20X1,50	25	55092.200.150	M27X2,00*	25	55092.270.200
M12X1,00*	100	55092.120.100	M22X1,50	10	55092.220.150	M30X1,50	10	55092.300.150
M12X1,25	100	55092.120.125	M22X2,00*	25	55092.220.200	M30X2,00*	10	55092.300.200
M12X1,50	100	55092.120.150	M24X1,50	10	55092.240.150	M33X2,00*	10	55092.330.200
M14X1,50	50	55092.140.150						

55166 Matice šestihranné, nízké, s jemným levým závitem MF — R49A

Závit Metrický jemný závit
Materiál Nerezocel A4
Třída 35

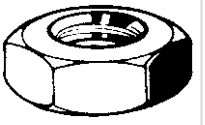

d x P	✉	Kód výrobku	d x P	✉	Kód výrobku
M16X1,50*	50	55166.160.150	M20X1,50*	50	55166.200.150

Šestihranná matice nízká

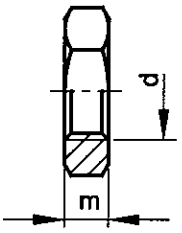

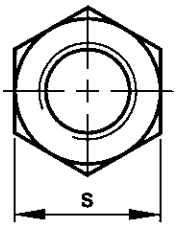

DIN 936

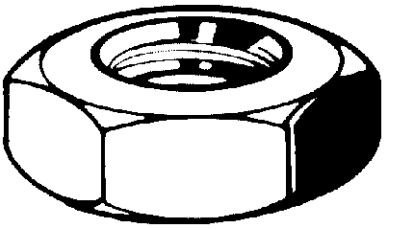

3

Technické údaje

d	m	P	s
M8	5	1.25	13
M10	6	1.5	17
M12	7	1.75	19
M14	8	2	22
M16	8	2	24
M18	9	2.5	27
M20	9	2.5	30
M22	10	2.5	32
M24	10	3	36
M27	12	3	41
M30	12	3.5	46
M33	14	3.5	50
M36	14	4	55
M39	16	4	60

Skupiny produktů

Závit	Typ drážky	Materiál	Kód	Strana
M	S vnějším šestihranem	NO A2	51221	3-38
M	S vnějším šestihranem	NO A4	55221	3-38

51221 Šestihranná matice nízká — R09A

Závit Metrický závit
Materiál Nerezocel A2

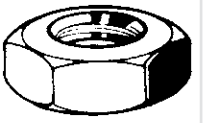

d	✉	Kód výrobku	d	✉	Kód výrobku	d	✉	Kód výrobku
M8*	500	51221.080.001	M18*	50	51221.180.001	M30*	25	51221.300.001
M10*	200	51221.100.001	M20*	50	51221.200.001	M33*	10	51221.330.001
M12*	200	51221.120.001	M22*	50	51221.220.001	M36*	10	51221.360.001
M14*	100	51221.140.001	M24*	25	51221.240.001	M39*	10	51221.390.001
M16*	100	51221.160.001	M27*	25	51221.270.001			

55221 Šestihranná matice nízká — R49A

Závit Metrický závit
Materiál Nerezocel A4

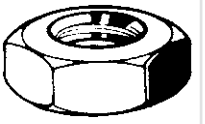

d	✉	Kód výrobku	d	✉	Kód výrobku	d	✉	Kód výrobku
M10*	200	55221.100.001	M16*	100	55221.160.001	M24*	25	55221.240.001
M12*	200	55221.120.001	M20*	50	55221.200.001	M27*	25	55221.270.001
M14*	100	55221.140.001						

Šestihranná matice nízká DIN 936 MF

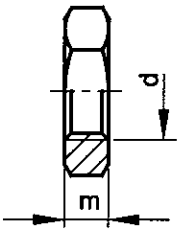

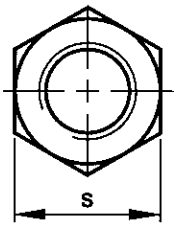

DIN 936

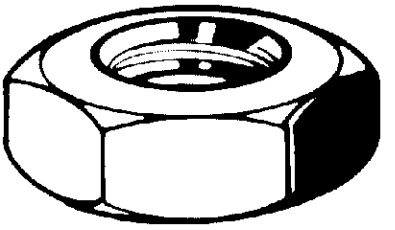

Technické údaje

d	m	P	s
M10	6	17	1
M12	7	19	1
M20	9	30	1.5
M24	10	36	2

51222 Šestihranná matice nízká DIN 936 MF **R09A**

Závit	Metrický jemný závit
Materiál	Nerezocel A2
Třída	35

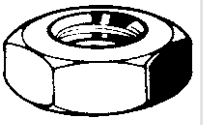

d x P	✉	Kód výrobku	d x P	✉	Kód výrobku	d x P	✉	Kód výrobku
M10X1,00*	100	51222.100.100	M20X1,50*	100	51222.200.150	M24X2,00*	50	51222.240.200
M12X1,00*	100	51222.120.100						

Šestihranná matice ISO 4035

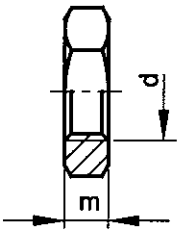

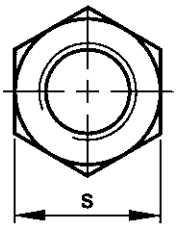

ISO 4035

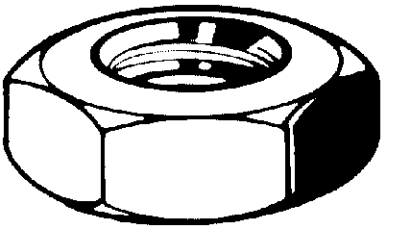

Technické údaje

d	m (max.)	P	s
M12	6	1.75	18
M16	8	2	24
M20	10	2.5	30
M24	12	3	36
M27	14	3	41
M30	15	3.5	46
M36	18	4	55

01587 Šestihranná matice ISO 4035 **A08A**

Závit	Metrický závit
Materiál	Ocel
Povrchová úprava	Žárový zinek

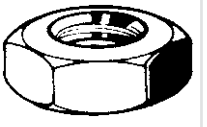

d	✉	Kód výrobku	d	✉	Kód výrobku	d	✉	Kód výrobku
M12	100	01587.120.001	M24	50	01587.240.001	M30	25	01587.300.001
M16	100	01587.160.001	M27	50	01587.270.001	M36	10	01587.360.001
M20	100	01587.200.001						

- Tyto šestihranné matice jsou mj. používány pro žárově zinkované svorníky a šrouby s ISO-METRICKÝM LÍCOVANÝM závitem a žárově zinkované závitové tyče s ISO-METRICKÝM LÍCOVANÝM závitem.
- Závit matic je řezán PO zinkování a odpovídá toleranci 6H.
- Nenatřený závit nemá nepříznivý vliv na korozivzdornost namontovaných matic.

Pojistná matice soustružená UNC

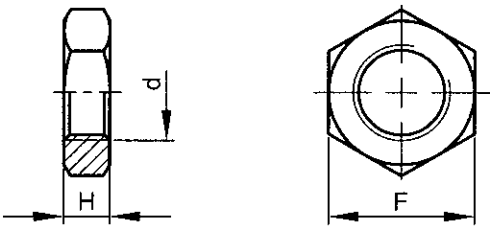

ASME ≈B18.2.2

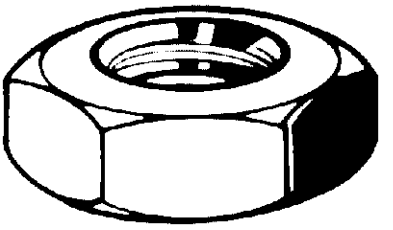

3

Technické údaje

d	F	H (mm)	Závitů na palec	d	F	H (mm)	Závitů na palec
1/4	7/16	4	20	3/4	1.1/8	10.7	10
5/16	1/2	4.8	18	7/8	1.5/16	12.3	9
3/8	9/16	5.6	16	1 Inch	1.1/2	13.9	8
7/16	11/16	6.4	14	1.1/8	1.11/16	18.3	7
1/2	3/4	7.9	13	1.1/4	1.7/8	18.3	7
5/8	15/16	9.5	11	1.1/2	2.1/4	21.4	6

11840 Pojistná matice soustružená UNC **X09A**

Závit Unified National Coarse
Materiál Automatová ocel
Třída 04
Povrchová úprava Pozinkované

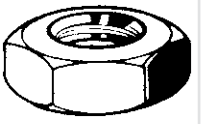

d	✉	Kód výrobku	d	✉	Kód výrobku	d	✉	Kód výrobku
1/4	250	11840.063.001	1/2	100	11840.127.001	1 Inch	25	11840.254.001
5/16	250	11840.079.001	5/8	100	11840.158.001	1.1/8	10	11840.285.001
3/8	250	11840.096.001	3/4	50	11840.191.001	1.1/4	10	11840.317.001
7/16	100	11840.111.001	7/8	25	11840.222.001	1.1/2	5	11840.381.001

Matice s trubkovým závitem

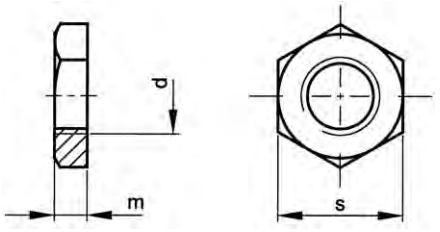

DIN 431 A

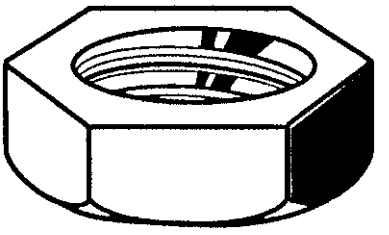

Technické údaje

d	m (max.)	s	Závitů na palec	d	m (max.)	s	Závitů na palec
G 1/8	6.48	18	28	G 7/8	9.58	41	14
G 1/4	6.48	21	19	G 1 Inch	10.58	46	11
G 3/8	7.58	27	19	G 1.1/4	11.7	55	11
G 1/2	8.58	34	14	G 1.1/2	12.7	60	11
G 5/8	8.58	34	14	G 2 Inch	13.7	75	11
G 3/4	9.58	36	14				

Skupiny produktů

Závit	Typ drážky	Materiál	Kód	Strana
G	S vnějším šestihranem	NO A2	51200	3-41
G	S vnějším šestihranem	NO A4	55200	3-41

51200 Matice s trubkovým závitem R09A

Závit Trubkový závit
Materiál Nerezocel A2

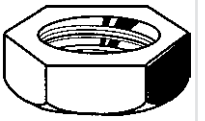

d	✉	Kód výrobku	d	✉	Kód výrobku	d	✉	Kód výrobku
G1/8*	100	51200.031.001	G5/8*	25	51200.158.001	G1.1/4*	5	51200.317.001
G1/4*	100	51200.063.001	G3/4*	25	51200.191.001	G1.1/2*	5	51200.381.001
G3/8*	50	51200.096.001	G7/8*	10	51200.222.001	G2 Inch*	5	51200.508.001
G1/2*	50	51200.127.001	G1 Inch*	10	51200.254.001			

3

55200 Matice s trubkovým závitem R49A

Závit Trubkový závit
Materiál Nerezocel A4

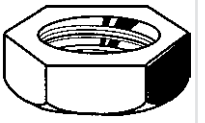

d	✉	Kód výrobku	d	✉	Kód výrobku	d	✉	Kód výrobku
G1/8	50	55200.031.001	G1/2	25	55200.127.001	G1.1/4	1	55200.317.001
G1/4	50	55200.063.001	G5/8	25	55200.158.001	G1.1/2	1	55200.381.001
G5/16*	10	55200.079.001	G3/4	10	55200.191.001	G2 Inch	1	55200.508.001
G3/8	50	55200.096.001	G1 Inch	4	55200.254.001			

Pásová matice

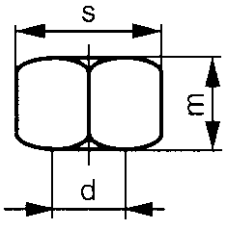

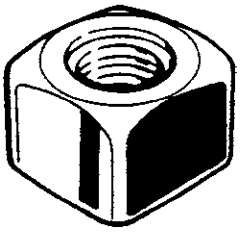

Technické údaje

d x m	s (mm)	Závitů na palec	d x m	s (mm)	Závitů na palec
7/16x16	19	20	3/4x19	28	16
1/2x18	19	20	3/4x21	28	16
9/16x19	22	18	7/8x23	33.3	14
5/8x18	24	18	1 Inchx25.2	38.1	14
5/8x19	25	18	1 Inchx33	38.1	14

- Pásové matice 1” jsou třídy 6.
- Pro odpovídající pásové šrouby se podívejte do sekce 1.

Skupiny produktů

Závit	Typ drážky	Materiál	Třída		Kód	Strana
UNF	S vnějším šestihranem	Automatová ocel		vysoký typ	06060	3-41
UNF	S vnějším šestihranem	Oc	12	nízký typ	06070	3-42
UNF	S vnějším čtyřhranem	Oc	12	čtyřhranný	06080	3-42

06060 Šestihranná pásová matice vysoká Y90A

Závit Unified National Fine
Materiál Automatová ocel

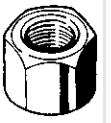

d x m	✉	Kód výrobku
1 Inchx33	25	06060.256.001

3

06070 Šestihranná pásová matice nízká — Y90A

Závit Unified National Fine
Materiál Ocel
Třída 12

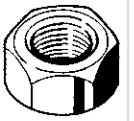

d x m	✉	Kód výrobku	d x m	✉	Kód výrobku	d x m	✉	Kód výrobku
5/8x18	50	06070.158.001	7/8x23	25	06070.222.001	1 Inchx25,2	25	06070.256.001
3/4x21	50	06070.191.001						

06080 Čtyřhranná pásová matice — Y90A

Závit Unified National Fine
Materiál Ocel
Třída 12

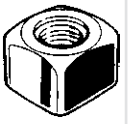

d x m	✉	Kód výrobku	d x m	✉	Kód výrobku	d x m	✉	Kód výrobku
7/16x16	100	06080.111.001	5/8x19	50	06080.158.001	7/8x23	25	06080.222.001
1/2x18	100	06080.127.001	3/4x19	50	06080.191.001	1 Inchx25,2	25	06080.256.001
9/16x19	50	06080.142.001						

Výfuková matice

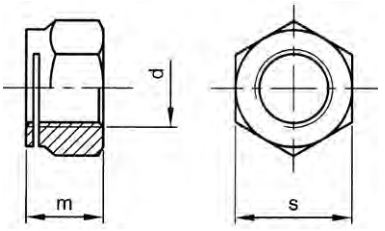

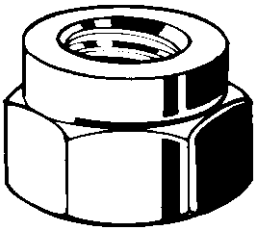

Skupiny produktů

Závit	Typ drážky	Materiál	Povrchová úprava		Kód	Strana
M	S vnějším šestihranem	Oc	Měď.	samosvorný typ	72130	3-42
MF	S vnějším šestihranem	Oc	Měď.	samosvorný typ	72131	3-42
UNC	S vnějším šestihranem	Br			72122	3-43
UNF	S vnějším šestihranem	Br			72123	3-43

72130 THERMAG Výfuková matice — Y92F

Závit Metrický závit
Materiál Ocel
Povrchová úprava Poměděné

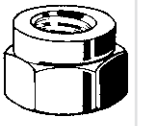

d	✉	Kód výrobku	d	✉	Kód výrobku	d	✉	Kód výrobku
M8 s=12	100	72130.080.120	M10 s=14	100	72130.100.140	M12 s=17	50	72130.120.170
M8 s=13	100	72130.080.130	M10 s=17	100	72130.100.170			

- Odolnost teplotám od –70 °C to +400 °C.

72131 THERMAG Výfuková matice — Y92F

Závit Metrický jemný závit
Materiál Ocel
Povrchová úprava Poměděné

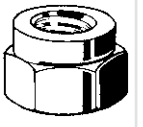

d x P	✉	Kód výrobku
M10X1,25 s=14	100	72131.100.125

- Odolnost teplotám od –70 °C to +400 °C.

72122	Výfuková matice	Y92F

Závit Unified National Coarse
Materiál Mosaz

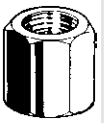

d	✉	Kód výrobku	d	✉	Kód výrobku
5/16	50	72122.079.001	3/8	25	72122.096.001

72123	Výfuková matice	Y92F

Závit Unified National Fine
Materiál Mosaz

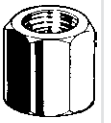

d	✉	Kód výrobku	d	✉	Kód výrobku	d	✉	Kód výrobku
5/16	50	72123.079.001	3/8	25	72123.096.001	1/2	10	72123.127.001

3

Šestihranná spojovací matice, výška 3 x d

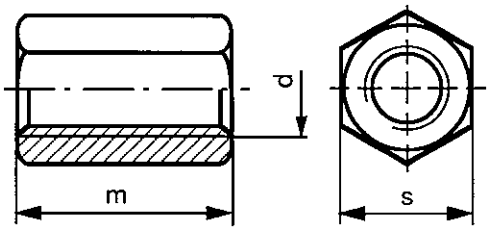

DIN 6334



Technické údaje

d	m	P	s	d	m	P	s
M5	15	0.8	8	M20	60	2.5	30
M6	18	1	10	M22	66	2.5	32
M8	24	1.25	13	M24	72	3	36
M10	30	1.5	17	M27	81	3	41
M12	36	1.75	19	M30	90	3.5	46
M14	42	2	22	M36	108	4	55
M16	48	2	24	M42	126	4.5	65
M18	54	2.5	27	M48	144	5	75

- Tyto spojovací matice se mj. používají ke spojování závitových tyčí.

Skupiny produktů

Závit	Typ drážky	Materiál	Třída	Povrchová úprava		Kód	Strana
M	S vnějším šestihranem	Automatová ocel		Zn		11400	3-43
M	S vnějším šestihranem	Oc		Žzn	ISO metric	11417	3-44
M	S vnějším šestihranem	Oc		Žzn	oversized	11411	3-44
M	S vnějším šestihranem	Oc	|10|	Zn		11418	3-44
M	S vnějším šestihranem	NO A1				51106	3-44
M	S vnějším šestihranem	NO A4				55106	3-44
M	S vnějším šestihranem	Br				47195	3-45

11400	Šestihranná spojovací matice, výška 3 x d	F01C

Závit Metrický závit
Materiál Automatová ocel
Povrchová úprava Pozinkované



d	✉	Kód výrobku	d	✉	Kód výrobku	d	✉	Kód výrobku
M5	100	11400.050.001	M12	50	11400.120.001	M24	10	11400.240.001
M6	100	11400.060.001	M14	25	11400.140.001	M27	10	11400.270.001
M8	100	11400.080.001	M16	25	11400.160.001	M30	10	11400.300.001
M10	50	11400.100.001	M20	25	11400.200.001			

11417 Matice šestihranné, nízké, ISO-metrické kovaný závit — F01A

Závit Metrický závit
Materiál Ocel
Povrchová úprava Žárový zinek



d	✉	Kód výrobku	d	✉	Kód výrobku	d	✉	Kód výrobku
M16	25	11417.160.001	M24	10	11417.240.001	M42	5	11417.420.001
M20	25	11417.200.001	M30	10	11417.300.001			

3

- Tyto šestihranné matice jsou mj. používány pro žárově zinkované svorníky a šrouby s ISO-METRICKÝM LÍCOVANÝM závitem a žárově zinkované závitové tyče s ISO-METRICKÝM LÍCOVANÝM závitem.
- Závit matic je řezán PO zinkování a odpovídá toleranci 6H.
- Nenatřený závit nemá nepříznivý vliv na korozivzdornost namontovaných matic.

11411 Šestihranná matice nízká s velkým závitem — F01A

Závit Metrický závit
Materiál Ocel
Povrchová úprava Žárový zinek



d	✉	Kód výrobku	d	✉	Kód výrobku	d	✉	Kód výrobku
M10	100	11411.100.001	M16	25	11411.160.001	M24	10	11411.240.001
M12	100	11411.120.001	M20	25	11411.200.001	M30	10	11411.300.001

11418 Šestihranná spojovací matice, výška 3 x d — F01C

Závit Metrický závit
Materiál Ocel
Třída |10|
Povrchová úprava Pozinkované



d	✉	Kód výrobku	d	✉	Kód výrobku	d	✉	Kód výrobku
M6	50	11418.060.001	M16	25	11418.160.001	M30	5	11418.300.001
M8	50	11418.080.001	M18	10	11418.180.001	M36	3	11418.360.001
M10	50	11418.100.001	M20	10	11418.200.001	M42	3	11418.420.001
M12	25	11418.120.001	M22	10	11418.220.001	M48	3	11418.480.001
M14	25	11418.140.001	M24	5	11418.240.001			

51106 Šestihranná spojovací matice, výška 3 x d — R09A

Závit Metrický závit
Materiál Nerezocel A1



d	✉	Kód výrobku	d	✉	Kód výrobku	d	✉	Kód výrobku
M5	50	51106.050.001	M12	25	51106.120.001	M20	10	51106.200.001
M6	50	51106.060.001	M14*	50	51106.140.001	M24	5	51106.240.001
M8	50	51106.080.001	M16	10	51106.160.001	M30*	10	51106.300.001
M10	25	51106.100.001						

- V závislosti na dostupnosti lze dodat A1 i A2.

55106 Šestihranná spojovací matice, výška 3 x d — R49A

Závit Metrický závit
Materiál Nerezocel A4



d	✉	Kód výrobku	d	✉	Kód výrobku	d	✉	Kód výrobku
M5	50	55106.050.001	M12	25	55106.120.001	M20	10	55106.200.001
M6	50	55106.060.001	M14*	50	55106.140.001	M24	5	55106.240.001
M8	50	55106.080.001	M16	10	55106.160.001	M30*	10	55106.300.001
M10	25	55106.100.001						

47195 **Šestihranná spojovací matice, výška 3 x d** **M11C**

Závit Metrický závit
Materiál Mosaz



d	✉	Kód výrobku	d	✉	Kód výrobku	d	✉	Kód výrobku
M5	100	47195.050.001	M10	50	47195.100.001	M20	25	47195.200.001
M6	100	47195.060.001	M12	50	47195.120.001	M24	10	47195.240.001
M8	100	47195.080.001	M16	25	47195.160.001			

Spojovací matice šestihranná vysoká

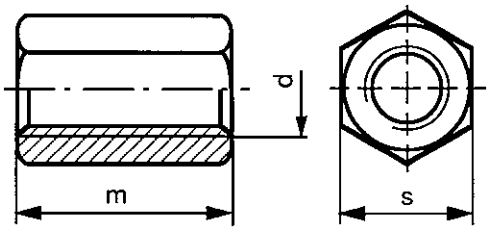



Technické údaje

d	P	s
M6	1	10
M8	1.25	13
M10	1.5	17
M12	1.75	19
M16	2	24
M20	2.5	30
M24	3	36
M30	3.5	46

Skupiny produktů

Závit	Typ drážky	Materiál	Třída	Povrchová úprava	Kód	Strana
M	S vnějším šestihranem	Automatová ocel		Zn	11408	3-45
M	S vnějším šestihranem	NO A2	50		51101	3-45
M	S vnějším šestihranem	NO A4	50		55101	3-46

11408 **Spojovací matice šestihranná vysoká** **F01C**

Závit Metrický závit
Materiál Automatová ocel
Povrchová úprava Pozinkované



d x m	✉	Kód výrobku	d x m	✉	Kód výrobku	d x m	✉	Kód výrobku
M6X30	100	11408.060.030	M10X40	100	11408.100.040	M12X40	50	11408.120.040
M8X30	100	11408.080.030						

51101 **Spojovací matice šestihranná vysoká** **R09A**

Závit Metrický závit
Materiál Nerezocel A2
Třída 50



d x m	✉	Kód výrobku	d x m	✉	Kód výrobku	d x m	✉	Kód výrobku
M6X25*	100	51101.060.025	M10X40*	100	51101.100.040	M16X50*	25	51101.160.050
M6X30*	100	51101.060.030	M12X30*	50	51101.120.030	M20X50*	25	51101.200.050
M8X25*	100	51101.080.025	M12X40*	50	51101.120.040	M24X50*	25	51101.240.050
M8X30*	100	51101.080.030	M16X40*	25	51101.160.040	M30X60*	10	51101.300.060
M10X25*	100	51101.100.025						

55101	Spojovací matice šestihranná vysoká	R49A

Závit Metrický závit
Materiál Nerezocel A4
Třída 50



d x m	✉	Kód výrobku	d x m	✉	Kód výrobku	d x m	✉	Kód výrobku
M6X25*	100	55101.060.025	M12X30*	50	55101.120.030	M24X50*	25	55101.240.050
M8X30*	100	55101.080.030	M16X40*	25	55101.160.040	M30X60*	10	55101.300.060
M10X30*	100	55101.100.030	M20X50*	25	55101.200.050			

3

Distanční sloupek s vnitřním závitem a vnějším závitem, typ H1202

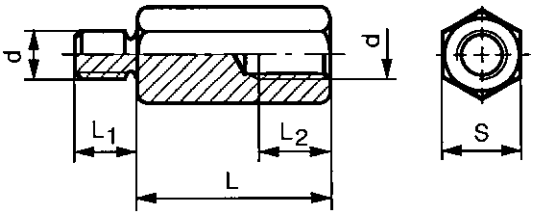

Technické údaje

d	L_1	P	s	d	L_1	P	s
M2.5	5.6	0.45	4	M4	8	0.7	7
M3	6	0.5	5.5	M5	10	0.8	8

11398	Distanční sloupek s vnitřním závitem a vnějším závitem, typ H1202	F01C

Závit Metrický závit
Materiál Automatová ocel
Třída |6|
Povrchová úprava Pozinkované

d x L x L_2	✉	Kód výrobku	d x L x L_2	✉	Kód výrobku	d x L x L_2	✉	Kód výrobku
M2,5X10X3	100	11398.025.010	M3X25X7	100	11398.030.025	M4X35X9	100	11398.040.035
M2,5X15X7	100	11398.025.015	M3X30X7	100	11398.030.030	M4X40X9	100	11398.040.040
M2,5X20X7	100	11398.025.020	M3X35X7	100	11398.030.035	M4X50X9	100	11398.040.050
M2,5X25X7	100	11398.025.025	M3X40X7	100	11398.030.040	M5X10X6	100	11398.050.010
M3X5X3	100	11398.030.005	M3X45X7	100	11398.030.045	M5X15X11	100	11398.050.015
M3X8X5	100	11398.030.008	M3X50X7	100	11398.030.050	M5X20X11	100	11398.050.020
M3X10X7	100	11398.030.010	M4X5X3	100	11398.040.005	M5X25X11	100	11398.050.025
M3X12X7	100	11398.030.012	M4X10X6	100	11398.040.010	M5X30X11	100	11398.050.030
M3X13,5X7	100	11398.030.013	M4X15X9	100	11398.040.015	M5X35X11	100	11398.050.035
M3X15X7	100	11398.030.015	M4X20X9	100	11398.040.020	M5X40X11	100	11398.050.040
M3X18X7	100	11398.030.018	M4X25X9	100	11398.040.025	M5X50X11	100	11398.050.050
M3X20X7	100	11398.030.020	M4X30X9	100	11398.040.030			

Distanční sloupek s 2x vnitřním závitem H1200

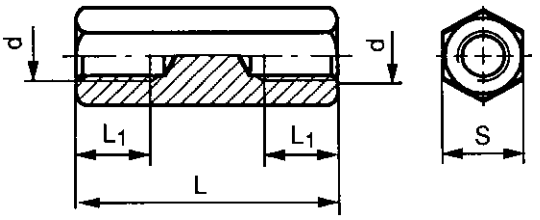



Technické údaje

d	P	s	d	P	s
M2.5	0.45	4	M4	0.7	7
M3	0.5	5.5	M5	0.8	8

11396 **Distanční sloupek s 2x vnitřním závitem H1200** **F01C**

Závit	Metrický závit
Materiál	Automatová ocel
Třída	|6|
Povrchová úprava	Pozinkované



d x L x L_1	✉	Kód výrobku	d x L x L_1	✉	Kód výrobku	d x L x L_1	✉	Kód výrobku
M2,5X15X7	100	11396.025.015	M3X35X7	100	11396.030.035	M4X40X9	100	11396.040.040
M2,5X20X7	100	11396.025.020	M3X40X7	100	11396.030.040	M4X50X9	100	11396.040.050
M2,5X25X7	100	11396.025.025	M3X45X7	100	11396.030.045	M5X15X15	100	11396.050.015
M3X5X5	100	11396.030.005	M3X50X7	100	11396.030.050	M5X20X9	100	11396.050.020
M3X8,5X8,5	100	11396.030.008	M4X10X10	100	11396.040.010	M5X25X9	100	11396.050.025
M3X10X10	100	11396.030.010	M4X15X15	100	11396.040.015	M5X30X9	100	11396.050.030
M3X12X12	100	11396.030.012	M4X20X9	100	11396.040.020	M5X35X9	100	11396.050.035
M3X15X7	100	11396.030.015	M4X25X9	100	11396.040.025	M5X40X9	100	11396.050.040
M3X20X7	100	11396.030.020	M4X30X9	100	11396.040.030	M5X45X9	100	11396.050.045
M3X25X7	100	11396.030.025	M4X35X9	100	11396.040.035	M5X50X9	100	11396.050.050
M3X30X7	100	11396.030.030						

Redukce

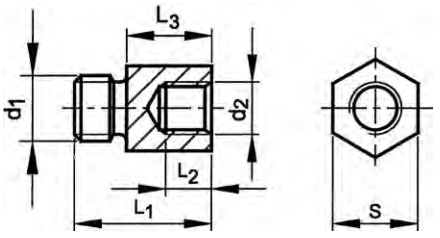

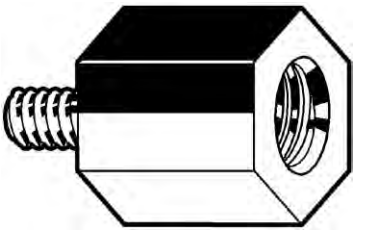

Technické údaje

d_2 / d_1	L_1	L_2	L_3	P/P	s
M6/M8	20	7	12	1/1.25	13
M6/M10	21	7	13	1/1.25	13
M8/M6	19	7	12	1.25/1	13
M8/M10	21	7	13	1.25/1.5	13
M8/M12	23	7	13	1.25/1.75	13
M10/M6	22	9	15	1.5/1	13
M10/M8	23	9	15	1.5/1.25	13
M10/M12	23	8	13	1.5/1.75	13
M10/M16	32	9	18	1.5/2	19
M12/M8	23	8	15	1.75/1.25	17
M12/M10	25	8	15	1.75/1.5	17
M16/M10	32	13	22	2/1.5	24
M16/M12	32	13	22	2/1.75	24

11393 **Redukce** **F01C**

Závit Metrický závit
Materiál Automatová ocel
Povrchová úprava Pozinkované

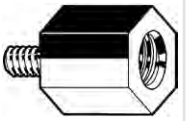

d_2/d_1 x s	✉	Kód výrobku	d_2/d_1 x s	✉	Kód výrobku	d_2/d_1 x s	✉	Kód výrobku
M6XM8/s=13	25	11393.060.080	M10XM6/s=13	25	11393.100.060	M12XM8/s=17	10	11393.120.080
M6XM10/s=13	25	11393.060.100	M10XM8/s=13	25	11393.100.080	M12XM10/s=17	10	11393.120.100
M8XM6/s=13	25	11393.080.060	M10XM12/s=13	25	11393.100.120	M16XM10/s=24	5	11393.160.100
M8XM10/s=13	25	11393.080.100	M10XM16/s=17	10	11393.100.160	M16XM12/s=24	5	11393.160.120
M8XM12/s=13	25	11393.080.120						

3

Samosvorná šestihranná matice s nekovovou vložkou

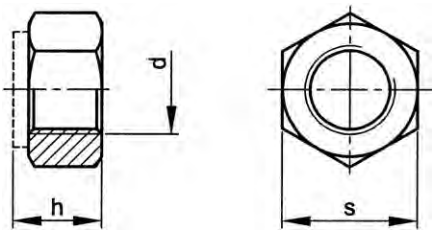

DIN **985 (1987)**
ISO 7040
NF E25-412

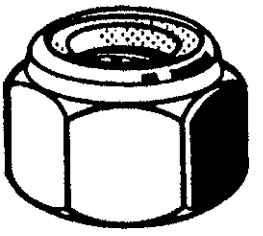

Technické údaje

d	h	P	s	d	h	P	s
M2.5 (≠DIN)	3.5	0.45	5	**M24**	24	3	36
M3	4	0.5	5.5	**M27**	27	3	41
M4	5	0.7	7	**M30**	30	3.5	46
M5	5	0.8	8	**M33**	33	3.5	50
M6	6	1	10	**M36**	36	4	55
M7	7.5	1	11	**M39**	39	4	60
M8	8	1.25	13	**M42**	42	4.5	65
M10	10	1.5	17	**M45**	45	4.5	70
M12	12	1.75	19	**M48**	48	5	75
M14	14	2	22	**M52 (≠DIN)**	52	5	80
M16	16	2	24	**M56 (≠DIN)**	56	5.5	85
M18	18.5	2.5	27	**M60 (≠DIN)**	60	5.5	90
M20	20	2.5	30	**M64 (≠DIN)**	64	6	95
M22	22	2.5	32				

Skupiny produktů

Závit	Typ drážky	Materiál	Třída	Povrchová úprava		Kód	Strana
M	S vnějším šestihranem	Oc	≥|5|	Zn		12300	3-48
M	S vnějším šestihranem	Oc	≥|5|	Zn	Velké Balení	12310	3-49
M	S vnějším šestihranem	Oc	≥|5|	Zn žl		12302	3-49
M	S vnějším šestihranem	Oc	|6|	FLZNNC-NC6		12307	3-49
M	S vnějším šestihranem	Oc	|8|	Zn		12348	3-49
M	S vnějším šestihranem	Oc	|8|	Zn žl		12350	3-50
M	S vnějším šestihranem	Oc	|10|	Zn		12410	3-50
M	S vnějším šestihranem	Oc	|10|	Zn žl		12450	3-50
M	S vnějším šestihranem	NO A2				51730	3-50
M	S vnějším šestihranem	NO A2		METALFORM		51729	3-50
M	S vnějším šestihranem	NO A2		METALFORM	Velké Balení	51728	3-51
M	S vnějším šestihranem	NO A4				55730	3-51
M	S vnějším šestihranem	Al Dural				45110	3-51

12300 **Samosvorná šestihranná matice s nekovovou vložkou** **F06A**

Závit Metrický závit
Materiál Ocel
Třída ≥|5|
Povrchová úprava Pozinkované

d	✉	Kód výrobku	d	✉	Kód výrobku	d	✉	Kód výrobku
M2,5	250	12300.025.001	M5	250	12300.050.001	M8	250	12300.080.001
M3	250	12300.030.001	M6	250	12300.060.001	M10	200	12300.100.001
M4	250	12300.040.001	M7	250	12300.070.001	M12	100	12300.120.001

12300 Samosvorná šestihranná matice s nekovovou vložkou

d	✉	Kód výrobku	d	✉	Kód výrobku	d	✉	Kód výrobku
M14	100	12300.140.001	M27	10	12300.270.001	M45	4	12300.450.001
M16	50	12300.160.001	M30	10	12300.300.001	M48	4	12300.480.001
M18	50	12300.180.001	M33	5	12300.330.001	M52	1	12300.520.001
M20	25	12300.200.001	M36	5	12300.360.001	M56	1	12300.560.001
M22	25	12300.220.001	M39	5	12300.390.001	M60	1	12300.600.001
M24	25	12300.240.001	M42	5	12300.420.001	M64	1	12300.640.001

12310 Samosvorná šestihranná matice s nekovovou vložkou F06A

Závit Metrický závit
Materiál Ocel
Třída ≥|5|
Povrchová úprava Pozinkované

d	✉	Kód výrobku	d	✉	Kód výrobku	d	✉	Kód výrobku
M3	2500	12310.030.001	M6	2500	12310.060.001	M12	500	12310.120.001
M4	2500	12310.040.001	M8	2000	12310.080.001	M16	250	12310.160.001
M5	2500	12310.050.001	M10	750	12310.100.001			

12302 Samosvorná šestihranná matice s nekovovou vložkou F05A

Závit Metrický závit
Materiál Ocel
Třída ≥|5|
Povrchová úprava Pozinkované žlutě pasivované

d	✉	Kód výrobku	d	✉	Kód výrobku	d	✉	Kód výrobku
M3	250	12302.030.001	M8	250	12302.080.001	M18	50	12302.180.001
M4	250	12302.040.001	M10	100	12302.100.001	M20	25	12302.200.001
M5	250	12302.050.001	M12	100	12302.120.001	M22	25	12302.220.001
M6	250	12302.060.001	M14	100	12302.140.001	M24	25	12302.240.001
M7	200	12302.070.001	M16	50	12302.160.001			

12307 Samosvorná šestihranná matice s nekovovou vložkou A96A

Závit Metrický závit
Materiál Ocel
Třída |6|
Povrchová úprava Zinko-hliníkový povlak bez Cr^{6+}- ISO 10683 flZnnc

d	✉	Kód výrobku	d	✉	Kód výrobku	d	✉	Kód výrobku
M6	250	12307.060.001	M14	100	12307.140.001	M22	25	12307.220.001
M8	250	12307.080.001	M16	50	12307.160.001	M24	25	12307.240.001
M10	200	12307.100.001	M18	50	12307.180.001	M27	10	12307.270.001
M12	100	12307.120.001	M20	25	12307.200.001	M30	10	12307.300.001

12348 Samosvorná šestihranná matice s nekovovou vložkou F05A

Závit Metrický závit
Materiál Ocel
Třída |8|
Povrchová úprava Pozinkované

d	✉	Kód výrobku	d	✉	Kód výrobku	d	✉	Kód výrobku
M4	250	12348.040.001	M14	100	12348.140.001	M27	10	12348.270.001
M5	250	12348.050.001	M16	50	12348.160.001	M30	10	12348.300.001
M6	250	12348.060.001	M18	50	12348.180.001	M33	5	12348.330.001
M8	250	12348.080.001	M20	25	12348.200.001	M36	5	12348.360.001
M10	200	12348.100.001	M22	25	12348.220.001			
M12	100	12348.120.001	M24	25	12348.240.001			

12350 Samosvorná šestihranná matice s nekovovou vložkou F05A

Závit Metrický závit
Materiál Ocel
Třída |8|
Povrchová úprava Pozinkované žlutě pasivované

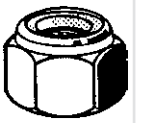

d	✉	Kód výrobku	d	✉	Kód výrobku	d	✉	Kód výrobku
M6	250	12350.060.001	M14	100	12350.140.001	M24	25	12350.240.001
M8	250	12350.080.001	M16	50	12350.160.001	M27	10	12350.270.001
M10	200	12350.100.001	M20	25	12350.200.001	M30	10	12350.300.001
M12	100	12350.120.001						

12410 Samosvorná šestihranná matice s nekovovou vložkou F05A

Závit Metrický závit
Materiál Ocel
Třída |10|
Povrchová úprava Pozinkované

RoHS

d	✉	Kód výrobku	d	✉	Kód výrobku	d	✉	Kód výrobku
M5	250	12410.050.001	M14	100	12410.140.001	M22	25	12410.220.001
M6	250	12410.060.001	M16	50	12410.160.001	M24	25	12410.240.001
M8	250	12410.080.001	M18	50	12410.180.001	M27	10	12410.270.001
M10	200	12410.100.001	M20	25	12410.200.001	M30	10	12410.300.001
M12	100	12410.120.001						

12450 Samosvorná šestihranná matice s nekovovou vložkou F05A

Závit Metrický závit
Materiál Ocel
Třída |10|
Povrchová úprava Pozinkované žlutě pasivované

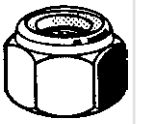

d	✉	Kód výrobku	d	✉	Kód výrobku	d	✉	Kód výrobku
M6	250	12450.060.001	M14	100	12450.140.001	M24	25	12450.240.001
M8	250	12450.080.001	M16	50	12450.160.001	M27	10	12450.270.001
M10	200	12450.100.001	M20	25	12450.200.001	M30	10	12450.300.001
M12	100	12450.120.001						

51730 Samosvorná šestihranná matice s nekovovou vložkou R09A

Závit Metrický závit
Materiál Nerezocel A2

RoHS

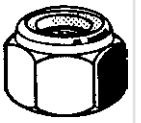

d	✉	Kód výrobku	d	✉	Kód výrobku	d	✉	Kód výrobku
M2,5	200	51730.025.001	M10	100	51730.100.001	M22	25	51730.220.001
M3	200	51730.030.001	M12	50	51730.120.001	M24	10	51730.240.001
M4	200	51730.040.001	M14	50	51730.140.001	M27	5	51730.270.001
M5	200	51730.050.001	M16	20	51730.160.001	M30	5	51730.300.001
M6	200	51730.060.001	M18	50	51730.180.001	M36	5	51730.360.001
M8	100	51730.080.001	M20	20	51730.200.001			

- Samosvorné šestihranné matice z nerez oceli s plastovou vložkou mohou způsobit zadření závitu šroubu a následné prasknutí.
- Je doporučeno používat samosvorné šestihranné matice z nerez oceli s plastovou vložkou METALFORM, viz skupinu výrobků 51729 a 51728 nebo mazací a protizadírací hmotu NEVERSEEZ.

51729 Samosvorná šestihranná matice s nekovovou vložkou, Metalform R09A

Závit Metrický závit
Materiál Nerezocel A2
Povrchová úprava METALFORM

RoHS

d	✉	Kód výrobku	d	✉	Kód výrobku	d	✉	Kód výrobku
M4	100	51729.040.001	M8	50	51729.080.001	M16	10	51729.160.001
M5	100	51729.050.001	M10	50	51729.100.001	M20	10	51729.200.001
M6	100	51729.060.001	M12	25	51729.120.001			

51729 Samosvorná šestihranná matice s nekovovou vložkou, Metalform

- Speciální vlastnosti METALFORM:
- Suché, částečně viditelné mazivo eliminující možnost zadření zvitovch upevňovacích prvků z nerez oceli.
- Součinitel tření je navíc snížen na konstantnější hodnotu.
- V kombinaci šroub/matice postačuje k prevenci proti zadření lubrikace METALFORMem pouze na matici.
- Po aplikaci lze velmi snadno odstranit rozpouštědlem, takže nejsou námitky proti použití produktu v potravinářském průmyslu.

51728 Samosvorná šestihranná matice s nekovovou vložkou, Metalform R09A

Závit Metrický závit
Materiál Nerezocel A2
Povrchová úprava METALFORM

d	✉	Kód výrobku	d	✉	Kód výrobku	d	✉	Kód výrobku
M6	1000	51728.060.001	M8	500	51728.080.001	M10	500	51728.100.001

- Speciální vlastnosti METALFORM:
- Suché, částečně viditelné mazivo eliminující možnost zadření zvitovch upevňovacích prvků z nerez oceli.
- Součinitel tření je navíc snížen na konstantnější hodnotu.
- V kombinaci šroub/matice postačuje k prevenci proti zadření lubrikace METALFORMem pouze na matici.
- Po aplikaci lze velmi snadno odstranit rozpouštědlem, takže nejsou námitky proti použití produktu v potravinářském průmyslu.

55730 Samosvorná šestihranná matice s nekovovou vložkou R49A

Závit Metrický závit
Materiál Nerezocel A4

d	✉	Kód výrobku	d	✉	Kód výrobku	d	✉	Kód výrobku
M2,5*	500	55730.025.001	M10	100	55730.100.001	M22*	25	55730.220.001
M3	200	55730.030.001	M12	50	55730.120.001	M24	10	55730.240.001
M4	200	55730.040.001	M14	50	55730.140.001	M27	5	55730.270.001
M5	200	55730.050.001	M16	20	55730.160.001	M30	5	55730.300.001
M6	200	55730.060.001	M18	50	55730.180.001	M33	5	55730.330.001
M8	100	55730.080.001	M20	20	55730.200.001			

- Samosvorné šestihranné matice z nerez oceli s plastovou vložkou mohou způsobit zadření závitu šroubu a následné prasknutí.
- Je doporučeno používat samosvorné šestihranné matice z nerez oceli s plastovou vložkou METALFORM, viz skupinu výrobků 51729 a 51728 nebo mazací a protizadírací hmotu NEVERSEEZ.

45110 Samosvorná šestihranná matice s nekovovou vložkou W010

Závit Metrický závit
Materiál Hliník Dural

DIN **≈985 (1987)**
ISO ≈7040
NF ≈E25-412

d	✉	Kód výrobku	d	✉	Kód výrobku	d	✉	Kód výrobku
M3	200	45110.030.001	M6	200	45110.060.001	M12	50	45110.120.001
M4	200	45110.040.001	M8	100	45110.080.001	M16	20	45110.160.001
M5	200	45110.050.001	M10	100	45110.100.001			

Šestihranná samojistné matice s nekovovou vložkou MF

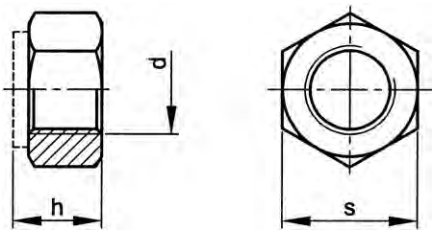

DIN	**985 (1987)**
ISO	10512
NF	E25-412

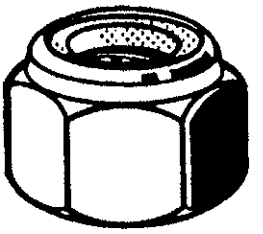

3

Technické údaje

d	h	s	d	h	s
M8	8	13	**M27**	27	41
M10	10	17	**M30**	30	46
M12	12	19	**M33**	33	50
M14	14	22	**M36**	36	55
M16	16	24	**M39**	39	60
M18	18.5	27	**M42**	42	65
M20	20	30	**M45**	45	70
M22	22	32	**M48**	48	75
M24	24	36			

Skupiny produktů

Závit	Typ drážky	Materiál	Třída	Povrchová úprava	Kód	Strana
MF	S vnějším šestihranem	Oc	≥|5|	Zn	12320	3-52
MF	S vnějším šestihranem	Oc	|8|	Zn žl	12352	3-52
MF	S vnějším šestihranem	Oc	|10|	Zn žl	12422	3-53
MF	S vnějším šestihranem	NO A2		Gleitmo	51739	3-53
MF	S vnějším šestihranem	NO A4		Gleitmo	55739	3-53

12320 Šestihranná samojistné matice s nekovovou vložkou MF — F05A

Závit	Metrický jemný závit
Materiál	Ocel
Třída	≥|5|
Povrchová úprava	Pozinkované

RoHS

d x P	✉	Kód výrobku	d x P	✉	Kód výrobku	d x P	✉	Kód výrobku
M8X1,00	250	12320.080.100	M20X2,00	25	12320.200.200	M33X2,00	5	12320.330.200
M10X1,00	200	12320.100.100	M22X1,50	25	12320.220.150	M36X1,50 (≠DIN)	5	12320.360.150
M10X1,25	200	12320.100.125	M24X1,50 (≠DIN)	25	12320.240.150	M36X3,00	5	12320.360.300
M12X1,00 (≠DIN)	100	12320.120.100	M24X2,00	25	12320.240.200	M39X3,00	5	12320.390.300
M12X1,25	100	12320.120.125	M27X1,50 (≠DIN)	10	12320.270.150	M42X1,50 (≠DIN)	5	12320.420.150
M12X1,50	100	12320.120.150	M27X2,00	10	12320.270.200	M42X3,00	5	12320.420.300
M14X1,50	100	12320.140.150	M30X1,50 (≠DIN)	10	12320.300.150	M45X3,00	4	12320.450.300
M16X1,50	50	12320.160.150	M30X2,00	10	12320.300.200	M48X1,50 (≠DIN)	4	12320.480.150
M18X1,50	50	12320.180.150	M33X1,50 (≠DIN)	5	12320.330.150	M48X3,00	4	12320.480.300
M20X1,50	25	12320.200.150						

12352 Šestihranná samojistné matice s nekovovou vložkou MF — F05A

Závit	Metrický jemný závit
Materiál	Ocel
Třída	|8|
Povrchová úprava	Pozinkované žlutě pasivované

d x P	✉	Kód výrobku	d x P	✉	Kód výrobku	d x P	✉	Kód výrobku
M10X1,00	200	12352.100.100	M12X1,50	100	12352.120.150	M20X1,50	25	12352.200.150
M10X1,25	200	12352.100.125	M14X1,50	100	12352.140.150	M24X2,00	25	12352.240.200
M12X1,25	100	12352.120.125	M16X1,50	50	12352.160.150			

12422 Šestihranná samojistné matice s nekovovou vložkou MF — F05A

Závit Metrický jemný závit
Materiál Ocel
Třída |10|
Povrchová úprava Pozinkované žlutě pasivované

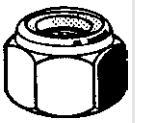

d x P	✉	Kód výrobku	d x P	✉	Kód výrobku	d x P	✉	Kód výrobku
M8X1,00	250	12422.080.100	M14X1,50	100	12422.140.150	M20X1,50	25	12422.200.150
M10X1,00	200	12422.100.100	M16X1,50	50	12422.160.150	M24X1,50	25	12422.240.150
M12X1,50	100	12422.120.150	M18X1,50	50	12422.180.150			

3

51739 Šestihranná samojistné matice s nekovovou vložkou MF — R09A

Závit Metrický jemný závit
Materiál Nerezocel A2
Povrchová úprava Gleitmo

RoHS

d x P	✉	Kód výrobku	d x P	✉	Kód výrobku	d x P	✉	Kód výrobku
M12X1,50*	200	51739.120.150	M14X1,50*	100	51739.140.150	M16X1,50*	100	51739.160.150

55739 Šestihranná samojistné matice s nekovovou vložkou MF — R49A

Závit Metrický jemný závit
Materiál Nerezocel A4
Povrchová úprava Gleitmo

RoHS

d x P	✉	Kód výrobku	d x P	✉	Kód výrobku
M10X1,00*	200	55739.100.100	M14X1,50*	100	55739.140.150

Samosvorná šestihranná matice s nekovovou vložkou, vysoká

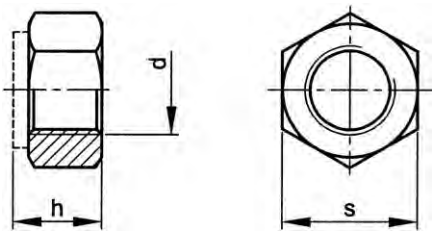

DIN	**982**
ISO	≈7040
NF	≈E25-409

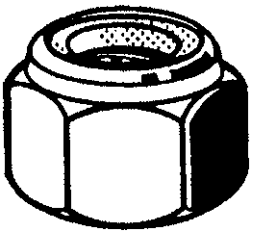

Technické údaje

d	h	P	s	d	h	P	s
M4	4.7	0.7	7	**M14**	16	2	22
M5	6.3	0.8	8	**M16**	18	2	24
M6	8	1	10	**M18**	20	2.5	27
M8	9.5	1.25	13	**M20**	22	2.5	30
M10	11.5	1.5	17	**M22**	25	2.5	32
M12	14	1.75	19	**M24**	28	3	36

Skupiny produktů

Závit	Typ drážky	Materiál	Třída	Povrchová úprava	Kód	Strana
M	S vnějším šestihranem	Oc	8	Zn	12600	3-54
M	S vnějším šestihranem	Oc	10	Zn žl	12662	3-54
M	S vnějším šestihranem	NO A2			51718	3-54
M	S vnějším šestihranem	NO A4			55718	3-54

12600 Samosvorná šestihranná matice s nekovovou vložkou, vysoká — F05A

Závit Metrický závit
Materiál Ocel
Třída 8
Povrchová úprava Pozinkované

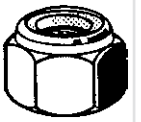

d	✉	Kód výrobku	d	✉	Kód výrobku	d	✉	Kód výrobku
M5	250	12600.050.001	M12	100	12600.120.001	M20	25	12600.200.001
M6	250	12600.060.001	M14	100	12600.140.001	M22	25	12600.220.001
M8	250	12600.080.001	M16	50	12600.160.001	M24	25	12600.240.001
M10	200	12600.100.001	M18	50	12600.180.001			

12662 Samosvorná šestihranná matice s nekovovou vložkou, vysoká — F05A

Závit Metrický závit
Materiál Ocel
Třída 10
Povrchová úprava Pozinkované žlutě pasivované

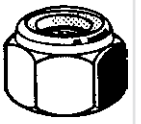

d	✉	Kód výrobku	d	✉	Kód výrobku	d	✉	Kód výrobku
M6	250	12662.060.001	M12	100	12662.120.001	M20	25	12662.200.001
M8	250	12662.080.001	M14	100	12662.140.001	M24	25	12662.240.001
M10	200	12662.100.001	M16	50	12662.160.001			

51718 Samosvorná šestihranná matice s nekovovou vložkou, vysoká — R09A

Závit Metrický závit
Materiál Nerezocel A2
DIN ≈982

d	✉	Kód výrobku	d	✉	Kód výrobku	d	✉	Kód výrobku
M4	200	51718.040.001	M10	100	51718.100.001	M16*	50	51718.160.001
M5*	200	51718.050.001	M12	50	51718.120.001	M20*	25	51718.200.001
M6	200	51718.060.001	M14*	50	51718.140.001	M24*	10	51718.240.001
M8	200	51718.080.001						

55718 Samosvorná šestihranná matice s nekovovou vložkou, vysoká — R49A

Závit Metrický závit
Materiál Nerezocel A4
DIN ≈982

d	✉	Kód výrobku	d	✉	Kód výrobku	d	✉	Kód výrobku
M5	200	55718.050.001	M10	50	55718.100.001	M16	10	55718.160.001
M6	100	55718.060.001	M12	25	55718.120.001	M20	10	55718.200.001
M8	50	55718.080.001	M14	25	55718.140.001	M24	5	55718.240.001

- Samosvorné šestihranné matice z nerez oceli s plastovou vložkou mohou způsobit zadření závitu šroubu a následné prasknutí.
- Je doporučeno používat samosvorné šestihranné matice z nerez oceli s plastovou vložkou METALFORM, viz skupinu výrobků 51729 a 51728 nebo mazací a protizadírací hmotu NEVERSEEZ.

Samosvorná šestihranná matice s nekovovou vložkou ASME B18.16.6, NE UNC

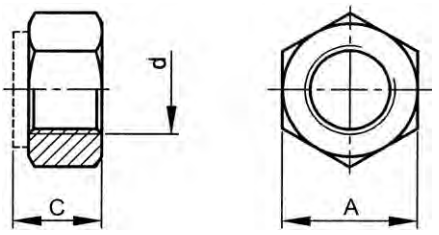

ASME B18.16.6

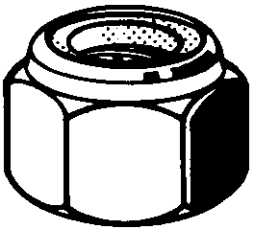

Technické údaje

d	A	C	Závitů na palec	d	A	C	Závitů na palec
No.2	0.251	0.153	56	7/16	0.627	0.468	14
No.3	0.251	0.153	48	1/2	0.752	0.609	13
No.4	0.251	0.153	40	9/16	0.877	0.656	12
No.5	0.251	0.153	40	5/8	0.940	0.765	11
No.6	0.313	0.188	32	3/4	1.064	0.890	10
No.8	0.345	0.239	32	7/8	1.252	0.999	9
No.10	0.376	0.249	24	1 Inch	1.440	1.078	8
1/4	0.439	0.328	20	1.1/8	1.627	1.203	7
5/16	0.502	0.359	18	1.1/4	1.815	1.422	7
3/8	0.564	0.468	16	1.1/2	2.197	1.640	6

Skupiny produktů

Závit	Typ drážky	Materiál	Třída	Povrchová úprava	Kód	Strana
UNC	S vnějším šestihranem	Oc	Grade 2	Zn	U12300	3-55
UNC	S vnějším šestihranem	Oc	Grade 5	Zn	U12348	3-55
UNC	S vnějším šestihranem	Oc	Grade 8		U12411	3-56
UNC	S vnějším šestihranem	Oc	Grade 8	Zn žl	U12450	3-56
UNC	S vnějším šestihranem	NO A2 (AISI304/18-8)			U51738	3-56
UNC	S vnějším šestihranem	NO A4 (AISI316/18-10)			U55730	3-56

U12300 Samojistná matice s nekovovou vložkou -NE — X09A

Závit Unified National Coarse
Materiál Ocel
Třída Grade 2
Povrchová úprava Pozinkované

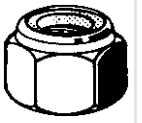

d	✉	Kód výrobku	d	✉	Kód výrobku	d	✉	Kód výrobku
NO.2-56*	100	U12300.008.0001	1/4-20*	100	U12300.025.0001	3/4-10*	10	U12300.075.0001
NO.3-48*	100	U12300.009.0001	5/16-18*	100	U12300.031.0001	7/8-9*	5	U12300.087.0001
NO.4-40*	100	U12300.011.0001	3/8-16*	50	U12300.037.0001	1.-8*	5	U12300.100.0001
NO.5-40*	100	U12300.012.0001	7/16-14*	25	U12300.043.0001	1.1/8-7*	5	U12300.112.0001
NO.6-32*	100	U12300.013.0001	1/2-13*	25	U12300.050.0001	1.1/4-7*	5	U12300.125.0001
NO.8-32*	100	U12300.016.0001	9/16-12*	25	U12300.056.0001	1.1/2-6*	5	U12300.150.0001
NO.10-24*	100	U12300.019.0001	5/8-11*	10	U12300.062.0001			

U12348 Samojistná matice s nekovovou vložkou -NE — X01A

Závit Unified National Coarse
Materiál Ocel
Třída Grade 5
Povrchová úprava Pozinkované

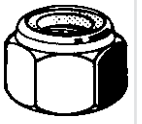

d	✉	Kód výrobku	d	✉	Kód výrobku	d	✉	Kód výrobku
1/4-20*	100	U12348.025.0001	1/2-13*	25	U12348.050.0001	3/4-10*	10	U12348.075.0001
5/16-18*	100	U12348.031.0001	9/16-12*	25	U12348.056.0001	7/8-9*	5	U12348.087.0001
3/8-16*	50	U12348.037.0001	5/8-11*	10	U12348.062.0001	1.-8*	5	U12348.100.0001
7/16-14*	25	U12348.043.0001						

3

U12411 Samojistná matice s nekovovou vložkou -NE X01A

Závit Unified National Coarse
Materiál Ocel
Třída Grade 8

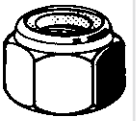

d	✉	Kód výrobku	d	✉	Kód výrobku	d	✉	Kód výrobku
1/4-20*	100	U12411.025.0001	9/16-12*	25	U12411.056.0001	1.-8*	5	U12411.100.0001
5/16-18*	100	U12411.031.0001	5/8-11*	10	U12411.062.0001	1.1/8-7*	5	U12411.112.0001
3/8-16*	50	U12411.037.0001	3/4-10*	10	U12411.075.0001	1.1/4-7*	5	U12411.125.0001
7/16-14*	25	U12411.043.0001	7/8-9*	5	U12411.087.0001	1.1/2-6*	5	U12411.150.0001
1/2-13*	25	U12411.050.0001						

U12450 Samojistná matice s nekovovou vložkou -NE X01A

Závit Unified National Coarse
Materiál Ocel
Třída Grade 8
Povrchová úprava Pozinkované žlutě pasivované

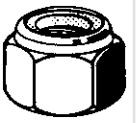

d	✉	Kód výrobku	d	✉	Kód výrobku	d	✉	Kód výrobku
1/4-20*	100	U12450.025.0001	9/16-12*	25	U12450.056.0001	1.-8*	5	U12450.100.0001
5/16-18*	100	U12450.031.0001	5/8-11*	10	U12450.062.0001	1.1/8-7*	5	U12450.112.0001
3/8-16*	50	U12450.037.0001	3/4-10*	10	U12450.075.0001	1.1/4-7*	5	U12450.125.0001
7/16-14*	25	U12450.043.0001	7/8-9*	5	U12450.087.0001	1.1/2-6*	5	U12450.150.0001
1/2-13*	25	U12450.050.0001						

U51738 Samojistná matice s nekovovou vložkou -NE X15A

Závit Unified National Coarse
Materiál Nerezocel A2 (AISI 304/18-8)

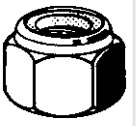

d	✉	Kód výrobku	d	✉	Kód výrobku	d	✉	Kód výrobku
NO.2-56*	50	U51738.008.0001	1/4-20*	50	U51738.025.0001	3/4-10*	5	U51738.075.0001
NO.3-48*	50	U51738.009.0001	5/16-18*	50	U51738.031.0001	7/8-9*	5	U51738.087.0001
NO.4-40*	50	U51738.011.0001	3/8-16*	50	U51738.037.0001	1.-8*	5	U51738.100.0001
NO.5-40*	50	U51738.012.0001	7/16-14*	25	U51738.043.0001	1.1/8-7*	2	U51738.112.0001
NO.6-32*	50	U51738.013.0001	1/2-13*	10	U51738.050.0001	1.1/4-7*	2	U51738.125.0001
NO.8-32*	50	U51738.016.0001	9/16-12*	10	U51738.056.0001	1.1/2-6*	2	U51738.150.0001
NO.10-24*	50	U51738.019.0001	5/8-11*	10	U51738.062.0001			

U55730 Samojistná matice s nekovovou vložkou -NE X15A

Závit Unified National Coarse
Materiál Nerezocel A4 (AISI 316/18-10)

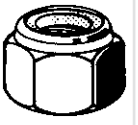

d	✉	Kód výrobku	d	✉	Kód výrobku	d	✉	Kód výrobku
NO.4-40*	50	U55730.011.0001	5/16-18*	50	U55730.031.0001	5/8-11*	10	U55730.062.0001
NO.6-32*	50	U55730.013.0001	3/8-16*	50	U55730.037.0001	3/4-10*	5	U55730.075.0001
NO.8-32*	50	U55730.016.0001	7/16-14*	25	U55730.043.0001	7/8-9*	5	U55730.087.0001
NO.10-24*	50	U55730.019.0001	1/2-13*	10	U55730.050.0001	1.-8*	5	U55730.100.0001
1/4-20*	50	U55730.025.0001	9/16-12*	10	U55730.056.0001			

Samojistná matice s nekovovou vložkou, ASME B18.16.6, NTE UNC

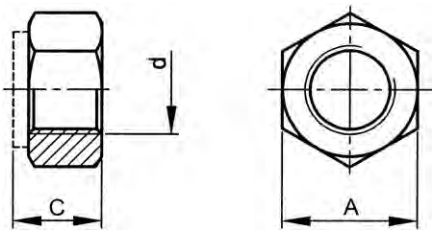

ASME B18.16.6

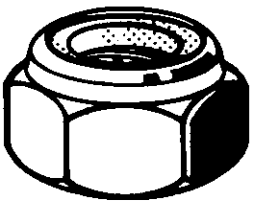

Technické údaje

d	A	C	Závitů na palec
No.4	0.251	0.124	40
No.5	0.251	0.124	40
No.6	0.313	0.140	32
No.8	0.345	0.187	32
No.10	0.376	0.187	24
1/4	0.439	0.218	20
5/16	0.502	0.265	18
3/8	0.564	0.281	16
7/16	0.627	0.328	14
1/2	0.752	0.328	13
9/16	0.877	0.374	12
5/8	0.940	0.406	11
3/4	1.064	0.421	10
7/8	1.252	0.484	9
1 Inch	1.44	0.578	8

Skupiny produktů

Závit	Typ drážky	Materiál	Třída	Povrchová úprava	Kód	Strana
UNC	S vnějším šestihranem	Oc	Grade 2	Zn	U12423	3-57
UNC	S vnějším šestihranem	NO A2 (AISI304/18-8)			U51730	3-57

U12423 Samojistná matice s nekovovou vložkou -NTE — X01A

Závit Unified National Coarse
Materiál Ocel
Třída Grade 2
Povrchová úprava Pozinkované

d	✉	Kód výrobku	d	✉	Kód výrobku	d	✉	Kód výrobku
NO.4-40*	100	U12423.011.0001	1/4-20*	100	U12423.025.0001	9/16-12*	25	U12423.056.0001
NO.5-40*	100	U12423.012.0001	5/16-18*	100	U12423.031.0001	5/8-11*	10	U12423.062.0001
NO.6-32*	100	U12423.013.0001	3/8-16*	50	U12423.037.0001	3/4-10*	10	U12423.075.0001
NO.8-32*	100	U12423.016.0001	7/16-14*	25	U12423.043.0001	7/8-9*	5	U12423.087.0001
NO.10-24*	100	U12423.019.0001	1/2-13*	25	U12423.050.0001	1.-8*	5	U12423.100.0001

U51730 Samojistná matice s nekovovou vložkou -NTE — X15A

Závit Unified National Coarse
Materiál Nerezocel A2 (AISI 304/18-8)

d	✉	Kód výrobku	d	✉	Kód výrobku	d	✉	Kód výrobku
NO.4-40*	50	U51730.011.0001	1/4-20*	50	U51730.025.0001	5/8-11*	10	U51730.062.0001
NO.5-40*	50	U51730.012.0001	5/16-18*	50	U51730.031.0001	3/4-10*	5	U51730.075.0001
NO.6-32*	50	U51730.013.0001	3/8-16*	50	U51730.037.0001	7/8-9*	5	U51730.087.0001
NO.8-32*	50	U51730.016.0001	7/16-14*	25	U51730.043.0001	1.-8*	5	U51730.100.0001
NO.10-24*	50	U51730.019.0001	1/2-13*	10	U51730.050.0001			

Samojistná matice s nekovovou vložkou, ASME B18.16.6, NTE UNF

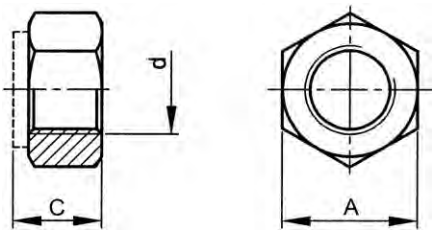

ASME B18.16.6

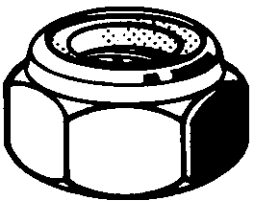

Technické údaje

d	A	C	Závitů na palec
No.10	0.187	0.376	32
1/4	0.218	0.439	28
5/16	0.265	0.502	24
3/8	0.281	0.564	24
7/16	0.328	0.627	20
1/2	0.328	0.752	20
9/16	0.374	0.877	18
5/8	0.406	0.94	18
3/4	0.421	1.064	16
7/8	0.484	1.252	14
1 Inch	0.578	1.440	14
1.1/8	0.672	1.627	12
1.1/4	0.765	1.815	12
1.1/2	0.828	2.197	12

Skupiny produktů

Závit	Typ drážky	Materiál	Třída	Povrchová úprava	Kód	Strana
UNF	S vnějším šestihranem	Oc	Grade 2	Zn	U12380	3-58
UNF	S vnějším šestihranem	Oc	Grade 8	Zn	U12381	3-58
UNF	S vnějším šestihranem	NO A2 (AISI304/18-8)			U51422	3-59

U12380 Samojistná matice s nekovovou vložkou -NTE — X01A

Závit Unified National Fine
Materiál Ocel
Třída Grade 2
Povrchová úprava Pozinkované

d	✉	Kód výrobku	d	✉	Kód výrobku	d	✉	Kód výrobku
NO.10-32*	100	U12380.019.0002	1/2-20*	25	U12380.050.0002	1.-14*	5	U12380.101.0002
1/4-28*	100	U12380.025.0002	9/16-18*	25	U12380.056.0002	1.1/8-12*	5	U12380.112.0002
5/16-24*	100	U12380.031.0002	5/8-18*	10	U12380.062.0002	1.1/4-12*	5	U12380.125.0002
3/8-24*	50	U12380.037.0002	3/4-16*	10	U12380.075.0002	1.1/2-12*	5	U12380.150.0002
7/16-20*	25	U12380.043.0002	7/8-14*	5	U12380.087.0002			

U12381 Samojistná matice s nekovovou vložkou -NTE — X01A

Závit Unified National Fine
Materiál Ocel
Třída Grade 8
Povrchová úprava Pozinkované

d	✉	Kód výrobku	d	✉	Kód výrobku	d	✉	Kód výrobku
1/4-28*	100	U12381.025.0002	3/4-16*	10	U12381.075.0002	1.1/8-12*	5	U12381.112.0002
5/16-24*	100	U12381.031.0002	7/8-14*	5	U12381.087.0002	1.1/4-12*	5	U12381.125.0002
1/2-20*	25	U12381.050.0002	1.-14*	5	U12381.101.0002	1.1/2-12*	5	U12381.150.0002
5/8-18*	10	U12381.062.0002						

U51422 **Samojistná matice s nekovovou vložkou -NTE** **X15A**

Závit Unified National Fine
Materiál Nerezocel A2 (AISI 304/18-8)

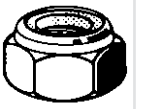

d	✉	Kód výrobku	d	✉	Kód výrobku	d	✉	Kód výrobku
NO.10-32*	50	U51422.019.0002	7/16-20*	25	U51422.043.0002	3/4-16*	5	U51422.075.0002
1/4-28*	50	U51422.025.0002	1/2-20*	10	U51422.050.0002	7/8-14*	5	U51422.087.0002
5/16-24*	50	U51422.031.0002	5/8-18*	10	U51422.062.0002	1.-14*	5	U51422.101.0002
3/8-24*	50	U51422.037.0002						

3

Samojistná matice pro těžký průmysl ANSI B18.16.6 UNC

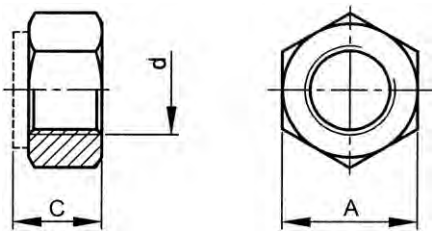

ASME **B18.16.6**

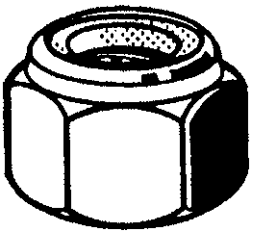

Technické údaje

d	A	C	Závitů na palec
1/4	0.506	0.39	20
5/16	0.566	0.453	18
3/8	0.691	0.562	16
7/16	0.754	0.609	14
1/2	0.879	0.718	13
9/16	0.942	0.812	12
5/8	1.067	0.874	11
3/4	1.255	1.015	10
7/8	1.444	1.140	9
1 Inch	1.632	1.312	8
1.1/8	1.82	1.469	7
1.1/4	2.008	1.672	7
1.1/2	2.384	1.953	6

Skupiny produktů

Závit	Typ drážky	Materiál	Třída	Povrchová úprava	Kód	Strana
UNC	S vnějším šestihranem	Oc	Grade 2	Zn	U12601	3-59
UNC	S vnějším šestihranem	NO A2 (AISI304/18-8)			U51718	3-60

U12601 **Samojistná matice s nekovovou vložkou -NU** **X01A**

Závit Unified National Coarse
Materiál Ocel
Třída Grade 2
Povrchová úprava Pozinkované

d	✉	Kód výrobku	d	✉	Kód výrobku	d	✉	Kód výrobku
1/4-20*	100	U12601.025.0001	9/16-12*	25	U12601.056.0001	1.-8*	5	U12601.100.0001
5/16-18*	100	U12601.031.0001	5/8-11*	10	U12601.062.0001	1.1/8-7*	5	U12601.112.0001
3/8-16*	50	U12601.037.0001	3/4-10*	10	U12601.075.0001	1.1/4-7*	5	U12601.125.0001
7/16-14*	25	U12601.043.0001	7/8-9*	5	U12601.087.0001	1.1/2-6*	5	U12601.150.0001
1/2-13*	25	U12601.050.0001						

3

U51718 **Samojistná matice s nekovovou vložkou -NU-** **X15A**

Závit Unified National Coarse
Materiál Nerezocel A2 (AISI 304/18-8)

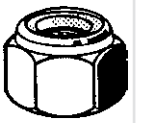

d	✉	Kód výrobku	d	✉	Kód výrobku	d	✉	Kód výrobku
1/4-20*	50	U51718.025.0001	5/8-11*	10	U51718.062.0001	1.1/8-7*	5	U51718.112.0001
5/16-18*	50	U51718.031.0001	3/4-10*	5	U51718.075.0001	1.1/4-7*	5	U51718.125.0001
3/8-16*	50	U51718.037.0001	7/8-9*	5	U51718.087.0001	1.1/2-6*	2	U51718.150.0001
1/2-13*	10	U51718.050.0001	1.-8*	5	U51718.100.0001			

Samojistná matice tenká pro těžký průmysl ANSI B18.16.6 NTU UNC

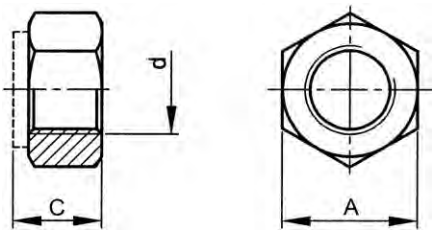

ASME B18.16.6

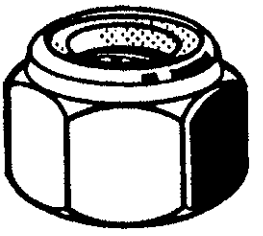

Technické údaje

d	A	C	Závitů na palec
1/4	0.502	0.296	20
5/16	0.564	0.328	18
3/8	0.690	0.421	16
7/16	0.752	0.453	14
1/2	0.877	0.546	13
9/16	0.940	0.578	12
5/8	1.064	0.624	11
3/4	1.252	0.718	10
7/8	1.440	0.796	9
1 Inch	1.627	0.922	8
1.1/8	1.814	1.000	7
1.1/4	2.008	1.140	7
1.1/2	2.384	1.344	6

Skupiny produktů

Závit	Typ drážky	Materiál	Třída	Povrchová úprava	Kód	Strana
UNC	S vnějším šestihranem	Oc	Grade 2	Zn	U12705	3-60
UNC	S vnějším šestihranem	NO A2 (AISI304/18-8)			U51705	3-61

U12705 **Samojistná matice s nekovovou vložkou, tenká -NTU** **X01A**

Závit Unified National Coarse
Materiál Ocel
Třída Grade 2
Povrchová úprava Pozinkované

d	✉	Kód výrobku	d	✉	Kód výrobku	d	✉	Kód výrobku
1/4-20*	100	U12705.025.0001	9/16-12*	25	U12705.056.0001	1.-8*	5	U12705.100.0001
5/16-18*	100	U12705.031.0001	5/8-11*	10	U12705.062.0001	1.1/8-7*	5	U12705.112.0001
3/8-16*	50	U12705.037.0001	3/4-10*	10	U12705.075.0001	1.1/4-7*	5	U12705.125.0001
7/16-14*	25	U12705.043.0001	7/8-9*	5	U12705.087.0001	1.1/2-6*	5	U12705.150.0001
1/2-13*	25	U12705.050.0001						

U51705	Samojistná matice s nekovovou vložkou, tenká -NTU	X15A

Závit Unified National Coarse
Materiál Nerezocel A2 (AISI 304/18-8)

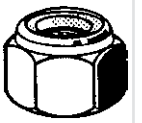

d	✉	Kód výrobku	d	✉	Kód výrobku	d	✉	Kód výrobku
1/4-20*	50	U51705.025.0001	7/16-14*	25	U51705.043.0001	3/4-10*	5	U51705.075.0001
5/16-18*	50	U51705.031.0001	1/2-13*	10	U51705.050.0001	7/8-9*	5	U51705.087.0001
3/8-16*	50	U51705.037.0001	5/8-11*	10	U51705.062.0001	1.-8*	5	U51705.100.0001

Šestihranná samojistné matice s nekovovou vložkou ASME B18.16.6, NE UNF

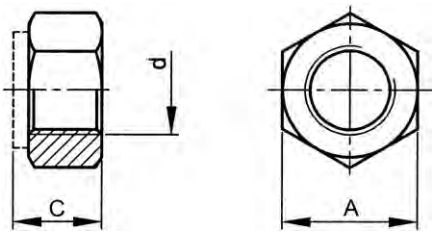

ASME B18.16.6

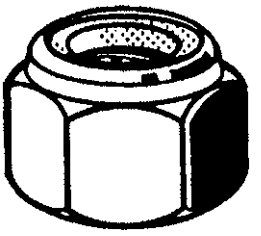

Technické údaje

d	A	C	Závitů na palec	d	A	C	Závitů na palec
No.10	0.376	0.249	32	3/4	1.064	0.890	16
1/4	0.439	0.328	28	7/8	1.252	0.999	14
5/16	0.502	0.359	24	1 Inch-12G	1.440	1.078	12
3/8	0.564	0.468	24	1 Inch-14G	1.440	1.078	14
7/16	0.627	0.468	20	1.1/8	1.627	1.203	12
1/2	0.752	0.609	20	1.1/4	1.815	1.422	12
9/16	0.877	0.656	18	1.1/2	2.197	1.640	12
5/8	0.940	0.765	18				

- V závislosti na dostupnosti se mohou rozměry lišit.
- Není-li v objednávce uveden UNF 1 palcový-12, dodáváme typ se 14 závity na palec (UNS).

Skupiny produktů

Závit	Typ drážky	Materiál	Třída	Povrchová úprava	Kód	Strana
UNF	S vnějším šestihranem	Oc	Grade 2	Zn	U12320	3-61
UNF	S vnějším šestihranem	Oc	Grade 5	Zn	U12353	3-62
UNF	S vnějším šestihranem	Oc	Grade 8		U12421	3-62
UNF	S vnějším šestihranem	Oc	Grade 8	Zn žl	U12422	3-62
UNF	S vnějším šestihranem	NO A2 (AISI304/18-8)			U51411	3-62
UNF	S vnějším šestihranem	NO A4 (AISI316/18-10)			U55411	3-62

U12320	Samojistná matice s nekovovou vložkou -NE	X09A

Závit Unified National Fine
Materiál Ocel
Třída Grade 2
Povrchová úprava Pozinkované

d	✉	Kód výrobku	d	✉	Kód výrobku	d	✉	Kód výrobku
NO.10-32*	100	U12320.019.0002	1/2-20*	25	U12320.050.0002	1.-14*	5	U12320.101.0002
1/4-28*	100	U12320.025.0002	9/16-18*	25	U12320.056.0002	1.1/8-12*	5	U12320.112.0002
5/16-24*	100	U12320.031.0002	5/8-18*	10	U12320.062.0002	1.1/4-12*	5	U12320.125.0002
3/8-24*	50	U12320.037.0002	3/4-16*	10	U12320.075.0002	1.1/2-12*	5	U12320.150.0002
7/16-20*	25	U12320.043.0002	7/8-14*	5	U12320.087.0002			

U12353 Samojistná matice s nekovovou vložkou -NE X01A

Závit Unified National Fine
Materiál Ocel
Třída Grade 5
Povrchová úprava Pozinkované

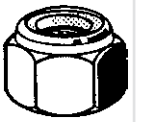

d	✉	Kód výrobku	d	✉	Kód výrobku	d	✉	Kód výrobku
1/4-28*	100	U12353.025.0002	7/16-20*	25	U12353.043.0002	5/8-18*	10	U12353.062.0002
5/16-24*	100	U12353.031.0002	1/2-20*	25	U12353.050.0002	3/4-16*	10	U12353.075.0002
3/8-24*	50	U12353.037.0002						

U12421 Samojistná matice s nekovovou vložkou -NE X01A

Závit Unified National Fine
Materiál Ocel
Třída Grade 8

d	✉	Kód výrobku	d	✉	Kód výrobku	d	✉	Kód výrobku
1/4-28*	100	U12421.025.0002	9/16-18*	25	U12421.056.0002	1.-14*	5	U12421.101.0002
5/16-24*	100	U12421.031.0002	5/8-18*	10	U12421.062.0002	1.1/8-12*	5	U12421.112.0002
3/8-24*	50	U12421.037.0002	3/4-16*	10	U12421.075.0002	1.1/4-12*	5	U12421.125.0002
7/16-20*	25	U12421.043.0002	7/8-14*	5	U12421.087.0002	1.1/2-12*	5	U12421.150.0002
1/2-20*	25	U12421.050.0002						

U12422 Samojistná matice s nekovovou vložkou -NE X01A

Závit Unified National Fine
Materiál Ocel
Třída Grade 8
Povrchová úprava Pozinkované žlutě pasivované

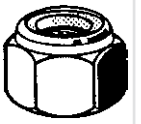

d	✉	Kód výrobku	d	✉	Kód výrobku	d	✉	Kód výrobku
1/4-28*	100	U12422.025.0002	9/16-18*	25	U12422.056.0002	1.-14*	5	U12422.101.0002
5/16-24*	100	U12422.031.0002	5/8-18*	10	U12422.062.0002	1.1/8-12*	5	U12422.112.0002
3/8-24*	50	U12422.037.0002	3/4-16*	10	U12422.075.0002	1.1/4-12*	5	U12422.125.0002
7/16-20*	25	U12422.043.0002	7/8-14*	5	U12422.087.0002	1.1/2-12*	5	U12422.150.0002
1/2-20*	25	U12422.050.0002						

U51411 Samojistná matice s nekovovou vložkou -NE X15A

Závit Unified National Fine
Materiál Nerezocel A2 (AISI 304/18-8)

d	✉	Kód výrobku	d	✉	Kód výrobku	d	✉	Kód výrobku
NO.10-32*	50	U51411.019.0002	7/16-20*	25	U51411.043.0002	3/4-16*	5	U51411.075.0002
1/4-28*	50	U51411.025.0002	1/2-20*	10	U51411.050.0002	7/8-14*	5	U51411.087.0002
5/16-24*	50	U51411.031.0002	9/16-18*	10	U51411.056.0002	1.-14*	5	U51411.101.0002
3/8-24*	50	U51411.037.0002	5/8-18*	10	U51411.062.0002			

U55411 Samojistná matice s nekovovou vložkou -NE X15A

Závit Unified National Fine
Materiál Nerezocel A4 (AISI 316/18-10)

d	✉	Kód výrobku	d	✉	Kód výrobku	d	✉	Kód výrobku
NO.10-32*	50	U55411.019.0002	7/16-20*	25	U55411.043.0002	3/4-16*	5	U55411.075.0002
1/4-28*	50	U55411.025.0002	1/2-20*	10	U55411.050.0002	7/8-14*	5	U55411.087.0002
5/16-24*	50	U55411.031.0002	9/16-18*	10	U55411.056.0002	1.-14*	5	U55411.101.0002
3/8-24*	50	U55411.037.0002	5/8-18*	10	U55411.062.0002			

Samosvorná šestihranná matice s nekovovou vložkou BSW

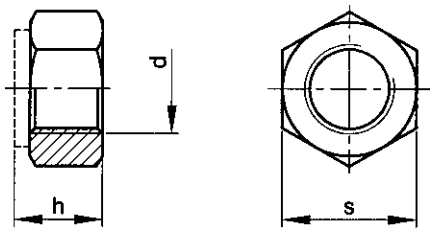

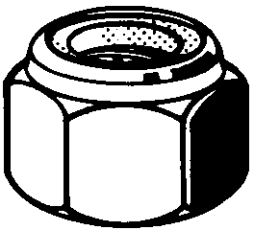

Technické údaje

d	h	s	Závitů na palec	d	h	s	Závitů na palec
1/4	8.3	7/16	20	5/8	19.4	15/16	11
5/16	9.1	1/2	18	3/4	22.6	1.1/8	10
3/8	11.9	9/16	16	7/8	25.3	1.5/16	9
1/2	15.5	3/4	12	1 Inch	27.6	1.1/2	8

- Tyto samojistné šestihranné matice nejsou normalizovány. V závislosti na dostupnosti se mohou rozměry lišit.
- Whitworthův závit (BSW/BSF) není mezinárodně doporučen. Doporučujeme použít metrický (M/MF) nebo jednotný (UNC/UNF) závit.

12340 Samosvorná šestihranná matice s nekovovou vložkou BSW **X08A**

Závit	British Standard Whitworth
Materiál	Ocel
Třída	6
Povrchová úprava	Pozinkované

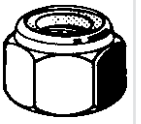

d	✉	Kód výrobku	d	✉	Kód výrobku	d	✉	Kód výrobku
1/4	100	12340.063.001	1/2	50	12340.127.001	7/8	10	12340.222.001
5/16	100	12340.079.001	5/8	25	12340.158.001	1 Inch	10	12340.254.001
3/8	100	12340.096.001	3/4	25	12340.191.001			

Šestihranná samojistné matice s nekovovou vložkou BSF

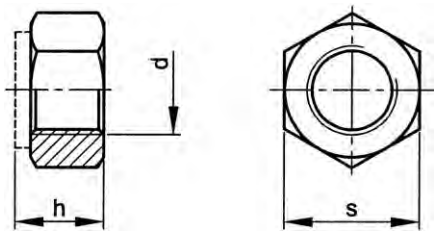

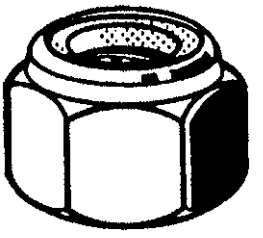

Technické údaje

d	h	s	Závitů na palec	d	h	s	Závitů na palec
1/4	8.3	7/16	26	1/2	15.5	3/4	16
5/16	9.1	1/2	22	9/16	16.7	7/8	16
3/8	11.9	9/16	20	5/8	19.4	15/16	14
7/16	11.9	11/16	18	3/4	22.6	1.1/8	12

- Tyto samojistné šestihranné matice nejsou normalizovány.
- V závislosti na dostupnosti se mohou rozměry lišit.
- Whitworthův závit (BSW/BSF) není mezinárodně doporučen.
- Doporučujeme použít metrický (M/MF) nebo jednotný (UNC/UNF) závit.

12400 Šestihranná samojistné matice s nekovovou vložkou BSF **X90A**

Závit	British Standard Fine
Materiál	Ocel
Třída	6
Povrchová úprava	Pozinkované

d	✉	Kód výrobku	d	✉	Kód výrobku	d	✉	Kód výrobku
1/4	100	12400.063.001	7/16	100	12400.111.001	5/8	25	12400.158.001
5/16	100	12400.079.001	1/2	50	12400.127.001	3/4	25	12400.191.001
3/8	100	12400.096.001	9/16	50	12400.142.001			

Samosvorná šestihranná matice celonerezová

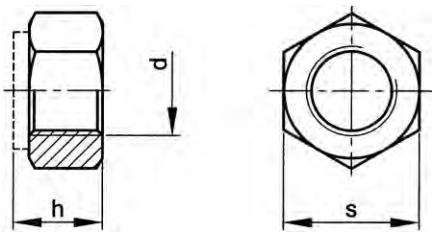

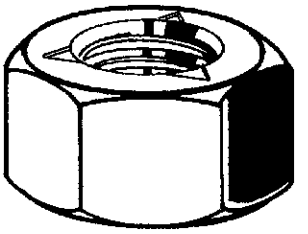

3

Technické údaje

d	h	P	s	d	h	P	s
M3	2.4	0.5	5.5	M12	10	1.75	19
M4	3.2	0.7	7	M14	11	2	22
M5	4	0.8	8	M16	13	2	24
M6	5	1	10	M20	16	2.5	30
M7	5.5	1	11	M24	19	3	36
M8	6.5	1.25	13	M18	15	2.5	27
M10	8	1.5	17	M22	18	2.5	32

- Zablokování je zajištěno místní radiální deformací závitu šroubu.

Skupiny produktů

Závit	Typ drážky	Materiál	Třída	Kód	Strana
M	S vnějším šestihranem	NO A2	70	51720	3-64
M	S vnějším šestihranem	NO A4	80	55720	3-64

51720 Samosvorná šestihranná matice celonerezová R09A

Závit Metrický závit
Materiál Nerezocel A2
Třída 70

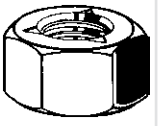

d	✉	Kód výrobku	d	✉	Kód výrobku	d	✉	Kód výrobku
M3	100	51720.030.001	M8	50	51720.080.001	M18*	50	51720.180.001
M4	100	51720.040.001	M10	50	51720.100.001	M20	10	51720.200.001
M5	100	51720.050.001	M12	25	51720.120.001	M22*	25	51720.220.001
M6	100	51720.060.001	M14	25	51720.140.001	M24	5	51720.240.001
M7*	200	51720.070.001	M16	10	51720.160.001			

55720 Samosvorná šestihranná matice celonerezová R49A

Závit Metrický závit
Materiál Nerezocel A4
Třída 80

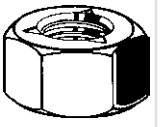

d	✉	Kód výrobku	d	✉	Kód výrobku	d	✉	Kód výrobku
M3*	200	55720.030.001	M8*	200	55720.080.001	M16*	50	55720.160.001
M4*	200	55720.040.001	M10*	100	55720.100.001	M20*	50	55720.200.001
M5*	200	55720.050.001	M12*	100	55720.120.001	M24*	10	55720.240.001
M6*	200	55720.060.001	M14*	50	55720.140.001			

Samosvorná šestihranná matice plastová

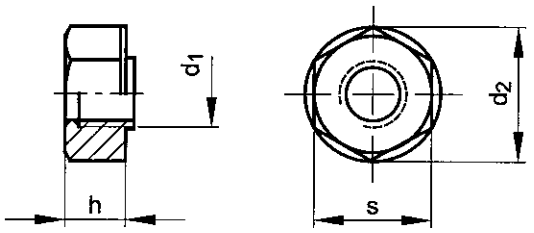

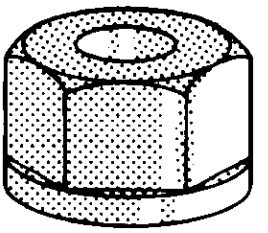

Technické údaje

d_1	d_2	h	P	s	d_1	d_2	h	P	s
M4	9.3	6.4	0.7	7	M6	11.4	8	1	10
M5	10.5	7.3	0.8	9	M8	16.2	10.3	1.25	14

56220 **Samosvorná šestihranná matice plast** **W02A**

Závit	Metrický závit
Materiál	Plast Polyamid (nylon)
Třída	PA 6.6
Barva	Bílá

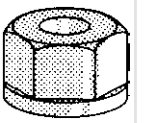

d_1	✉	Kód výrobku	d_1	✉	Kód výrobku	d_1	✉	Kód výrobku
M4	100	56220.040.001	M6	100	56220.060.001	M8	50	56220.080.001
M5	100	56220.050.001						

Samosvorná šestihranná matice celokovová

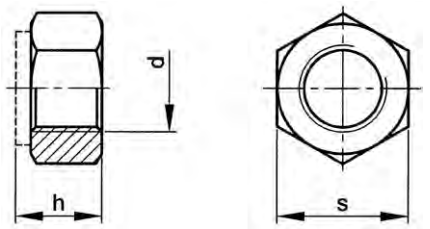

DIN	**980V(1987)**
ISO	7042
NEN	2452
NF	E25-410
BS	4929-1

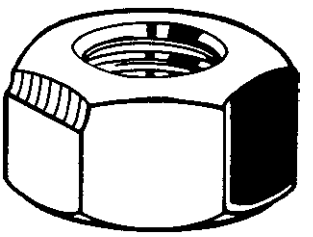

Technické údaje

d	h (max.)	P	s	d	h (max.)	P	s
M5	5.1	0.8	8	M18	18	2.5	27
M6	6	1	10	M20	20	2.5	30
M8	8	1.25	13	M22	22	2.5	32
M10	10	1.5	17	M24	24	3	36
M12	12	1.75	19	M27	27	3	41
M14	14	2	22	M30	30	3.5	46
M16	16	2	24	M36	36	4	55

Skupiny produktů

Závit	Typ drážky	Materiál	Třída	Povrchová úprava	Kód	Strana
M	S vnějším šestihranem	Oc	8	Zn	12858	3-65
M	S vnějším šestihranem	Oc	8	Zn žl	12880	3-66
M	S vnějším šestihranem	Oc	10	Zn	12910	3-66

12858 **STOVER Samosvorná šestihranná matice celokovová** **F01J**

Závit	Metrický závit
Materiál	Ocel
Třída	8
Povrchová úprava	Pozinkované

RoHS

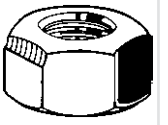

d	✉	Kód výrobku	d	✉	Kód výrobku	d	✉	Kód výrobku
M5	250	12858.050.001	M14	100	12858.140.001	M24	25	12858.240.001
M6	250	12858.060.001	M16	50	12858.160.001	M27	25	12858.270.001
M8	250	12858.080.001	M18	25	12858.180.001	M30	25	12858.300.001
M10	200	12858.100.001	M20	25	12858.200.001	M36	10	12858.360.001
M12	100	12858.120.001	M22	25	12858.220.001			

12858 STOVER Samosvorná šestihranná matice celokovová

- Speciální vlastnosti samosvorných šestihranných matic typ STOVER:
- Jednodílná celokovová matice třídy l8l dle DIN 980 V. Zajištění je provedeno místní deformací části matice.
- Matice se po šroubu nejprve pohybuje lehce, po dosažení pojistné části se upínací síla plynule zvyšuje až na maximum.
- Tento progresivní postup utahování s rozložením tlaku na velké ploše zabraňuje poškození závitu.
- Odolnost nárazům, vibracím a dynamickému zatížení. Opakovaná použitelnost.

12880 STOVER Samosvorná šestihranná matice celokovová F01J

3

Závit Metrický závit
Materiál Ocel
Třída 8
Povrchová úprava Pozinkované žlutě pasivované

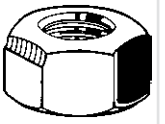

d	✉	Kód výrobku	d	✉	Kód výrobku	d	✉	Kód výrobku
M6	4000	12880.060.001	M10	750	12880.100.001	M14	250	12880.140.001
M8	2000	12880.080.001	M12	500	12880.120.001	M16	100	12880.160.001

- Speciální vlastnosti samosvorných šestihranných matic typ STOVER:
- Jednodílná celokovová matice třídy l8l dle DIN 980 V.
- Zajištění je provedeno místní deformací části matice. Matice se po šroubu nejprve pohybuje lehce, po dosažení pojistné části se upínací síla plynule zvyšuje až na maximum.
- Tento progresivní postup utahování s rozložením tlaku na velké ploše zabraňuje poškození závitu.
- Odolnost nárazům, vibracím a dynamickému zatížení.
- Opakovaná použitelnost.

12910 Samosvorná šestihranná matice celokovová F01J

Závit Metrický závit
Materiál Ocel
Třída 10
Povrchová úprava Pozinkované

RoHS

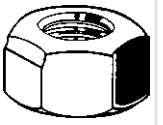

d	✉	Kód výrobku	d	✉	Kód výrobku	d	✉	Kód výrobku
M6	250	12910.060.001	M14	100	12910.140.001	M22	50	12910.220.001
M8	250	12910.080.001	M16	50	12910.160.001	M24	50	12910.240.001
M10	200	12910.100.001	M18	50	12910.180.001	M30	25	12910.300.001
M12	100	12910.120.001	M20	50	12910.200.001			

- Speciální vlastnosti samosvorných šestihranných matic:
- Jednodílná, celokovová matice třídy 10 dle DIN 980 V.
- Zajištění je provedeno místní deformací části matice. Matice se po šroubu nejprve pohybuje lehce, po dosažení pojistné části se upínací síla plynule zvyšuje až na maximum.
- Tento progresivní postup utahování s rozložením tlaku na velké ploše zabraňuje poškození závitu.
- Odolnost nárazům, vibracím a dynamickému zatížení.
- Opakovaná použitelnost.

Šestihranná samojistné matice celokovová MF

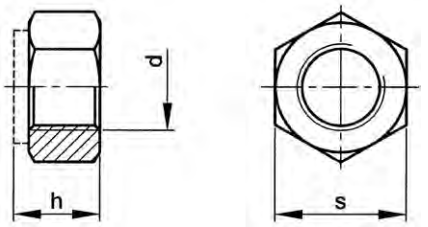

DIN	**980V(1987)**
ISO	10513
NEN	2452
NF	E25-410

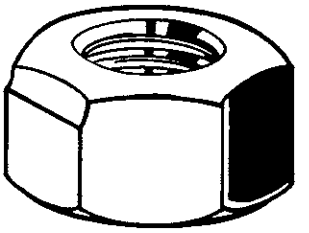

3

Technické údaje

d	h (max.)	s	d	h (max.)	s
M8	8	13	**M16**	16	24
M10	10	17	**M18**	18	27
M12	12	19	**M20**	20	30
M14	14	22	**M24**	24	36

12912 Šestihranná samojistné matice celokovová MF **F01J**

Závit	Metrický jemný závit
Materiál	Ocel
Třída	|8|
Povrchová úprava	Pozinkované

RoHS

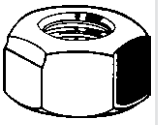

d x P	✉	Kód výrobku	d x P	✉	Kód výrobku	d x P	✉	Kód výrobku
M8X1,00	250	12912.080.100	M12X1,50	200	12912.120.150	M20X1,50	50	12912.200.150
M10X1,00	250	12912.100.100	M14X1,50	200	12912.140.150	M24X1,50	50	12912.240.150
M10X1,25	250	12912.100.125	M16X1,50	100	12912.160.150	M24X2,00	50	12912.240.200
M12X1,25	200	12912.120.125	M18X1,50	100	12912.180.150			

- (t) = Vhodné pro tloušťky základního materiálu.

Samosvorná matice kónická Toplock IFI-100/107

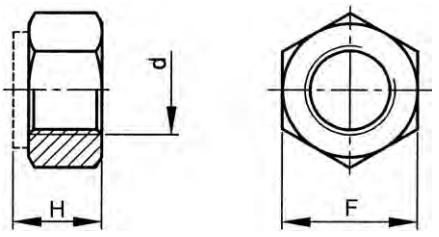

IFI	**100/107**

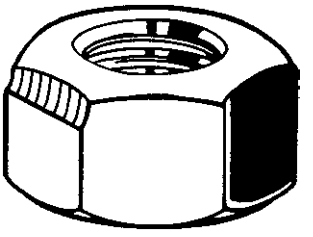

Technické údaje

d	F	H	Závitů na palec
No.8	11/32	0.171	32
1/4	7/16	0.288	20
5/16	1/2	0.336	18
3/8	9/16	0.415	16
7/16	11/16	0.463	14
1/2	3/4	0.573	13
9/16	7/8	0.621	12
5/8	15/16	0.731	11
3/4	1.1/8	0.827	10
7/8	1.5/16	0.922	9
1 Inch	1.1/2	1.018	8
1.1/8	1.11/16	1.176	7
1.1/4	1.7/8	1.272	7
1.1/2	2.1/4	1.526	6

Skupiny produktů

Závit	Typ drážky	Materiál	Třída	Povrchová úprava	Kód	Strana
UNC	S vnějším šestihranem	Oc	Grade 8	Zn	U12910	3-68
UNC	S vnějším šestihranem	Oc	Grade 8	Zn žl	U12920	3-68
UNC	S vnějším šestihranem	NO A2 (AISI304/18-8)			U51915	3-68
UNC	S vnějším šestihranem	NO A4 (AISI316/18-10)			U55915	3-68

U12910 Samosvorná matice kónická Toplock (IFI-100/107) X01A

Závit Unified National Coarse
Materiál Ocel
Třída Grade 8
Povrchová úprava Pozinkované

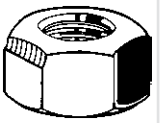

d	✉	Kód výrobku	d	✉	Kód výrobku	d	✉	Kód výrobku
1/4-20*	100	U12910.025.0001	9/16-12*	25	U12910.056.0001	1.-8*	5	U12910.100.0001
5/16-18*	100	U12910.031.0001	5/8-11*	10	U12910.062.0001	1.1/8-7*	5	U12910.112.0001
3/8-16*	50	U12910.037.0001	3/4-10*	10	U12910.075.0001	1.1/4-7*	5	U12910.125.0001
7/16-14*	25	U12910.043.0001	7/8-9*	5	U12910.087.0001	1.1/2-6*	5	U12910.150.0001
1/2-13*	25	U12910.050.0001						

U12920 Samosvorná matice kónická Toplock (IFI-100/107) X01A

Závit Unified National Coarse
Materiál Ocel
Třída Grade 8
Povrchová úprava Pozinkované žlutě pasivované

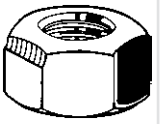

d	✉	Kód výrobku	d	✉	Kód výrobku	d	✉	Kód výrobku
1/4-20*	100	U12920.025.0001	1/2-13*	25	U12920.050.0001	1.-8*	5	U12920.100.0001
5/16-18*	100	U12920.031.0001	5/8-11*	10	U12920.062.0001	1.1/8-7*	5	U12920.112.0001
3/8-16*	50	U12920.037.0001	3/4-10*	10	U12920.075.0001	1.1/4-7*	5	U12920.125.0001
7/16-14*	25	U12920.043.0001	7/8-9*	5	U12920.087.0001	1.1/2-6*	5	U12920.150.0001

U51915 Samosvorná matice kónická Toplock (IFI-100/107) X15A

Závit Unified National Coarse
Materiál Nerezocel A2 (AISI 304/18-8)

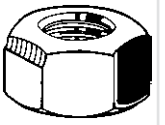

d	✉	Kód výrobku	d	✉	Kód výrobku	d	✉	Kód výrobku
NO.8-32	50	U51915.016.0001	7/16-14*	25	U51915.043.0001	3/4-10*	5	U51915.075.0001
1/4-20*	50	U51915.025.0001	1/2-13*	10	U51915.050.0001	7/8-9*	5	U51915.087.0001
5/16-18*	50	U51915.031.0001	9/16-12*	10	U51915.056.0001	1.-8*	5	U51915.100.0001
3/8-16*	50	U51915.037.0001	5/8-11*	10	U51915.062.0001			

U55915 Samosvorná matice kónická Toplock (IFI-100/107) X15A

Závit Unified National Coarse
Materiál Nerezocel A4 (AISI 316/18-10)

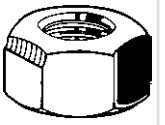

d	✉	Kód výrobku	d	✉	Kód výrobku	d	✉	Kód výrobku
1/4-20*	50	U55915.025.0001	1/2-13*	10	U55915.050.0001	3/4-10*	5	U55915.075.0001
5/16-18*	50	U55915.031.0001	9/16-12*	10	U55915.056.0001	7/8-9*	5	U55915.087.0001
3/8-16*	50	U55915.037.0001	5/8-11*	10	U55915.062.0001	1.-8*	5	U55915.100.0001
7/16-14*	25	U55915.043.0001						

Samosvorný kónický Toplock pro všechny kovy IFI-100/107 UNF

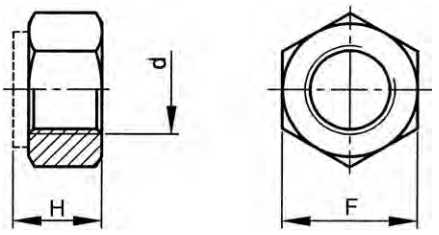

IFI 100/107

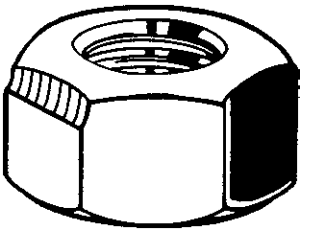

Technické údaje

d	F	H	Závitů na palec
No.10	3/8	0.241	32
1/4	7/16	0.288	28
5/16	1/2	0.336	24
3/8	9/16	0.415	24
7/16	11/16	0.463	20
1/2	3/4	0.573	20
9/16	7/8	0.621	18
5/8	15/16	0.731	18
3/4	1.1/8	0.827	16
7/8	1.5/16	0.922	14
1 Inch	1.1/2	1.018	14
1.1/8	1.11/16	1.176	12
1.1/4	1.7/8	1.272	12
1.1/2	2.1/4	1.526	12

Skupiny produktů

Závit	Typ drážky	Materiál	Třída	Povrchová úprava	Kód	Strana
UNF	S vnějším šestihranem	Oc	Grade 8	Zn	U12950	3-69
UNF	S vnějším šestihranem	Oc	Grade 8	Zn žl	U12960	3-69
UNF	S vnějším šestihranem	NO A2 (AISI304/18-8)			U51960	3-70

U12950 Samojistná matice kónická Toplock (IFI-100/107) X01A

Závit Unified National Fine
Materiál Ocel
Třída Grade 8
Povrchová úprava Pozinkované

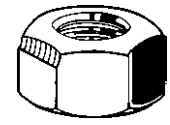

d	✉	Kód výrobku	d	✉	Kód výrobku	d	✉	Kód výrobku
1/4-28*	100	U12950.025.0002	9/16-18*	25	U12950.056.0002	1.-14*	5	U12950.101.0002
5/16-24*	100	U12950.031.0002	5/8-18*	10	U12950.062.0002	1.1/8-12*	5	U12950.112.0002
3/8-24*	50	U12950.037.0002	3/4-16*	10	U12950.075.0002	1.1/4-12*	5	U12950.125.0002
7/16-20*	25	U12950.043.0002	7/8-14*	5	U12950.087.0002	1.1/2-12*	5	U12950.150.0002
1/2-20*	25	U12950.050.0002						

U12960 Samojistná matice kónická Toplock (IFI-100/107) X01A

Závit Unified National Fine
Materiál Ocel
Třída Grade 8
Povrchová úprava Pozinkované žlutě pasivované

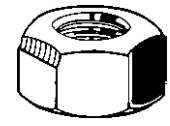

d	✉	Kód výrobku	d	✉	Kód výrobku	d	✉	Kód výrobku
1/4-28*	100	U12960.025.0002	1/2-20*	25	U12960.050.0002	3/4-16*	10	U12960.075.0002
5/16-24*	100	U12960.031.0002	9/16-18*	25	U12960.056.0002	7/8-14*	5	U12960.087.0002
3/8-24*	50	U12960.037.0002	5/8-18*	10	U12960.062.0002	1.-14*	5	U12960.101.0002

U51960	Samojistná matice kónická Toplock (IFI-100/107)	X15A

Závit Unified National Fine
Materiál Nerezocel A2 (AISI 304/18-8)

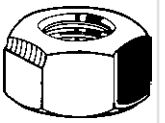

d	✉	Kód výrobku	d	✉	Kód výrobku	d	✉	Kód výrobku
NO.10-32*	50	U51960.019.0002	3/8-24*	50	U51960.037.0002	5/8-18*	10	U51960.062.0002
1/4-28*	50	U51960.025.0002	7/16-20*	25	U51960.043.0002	3/4-16*	5	U51960.075.0002
5/16-24*	50	U51960.031.0002	1/2-20*	10	U51960.050.0002			

3

Samosvorná šestihranná matice typ H100-ESN

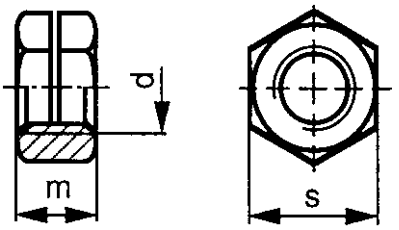

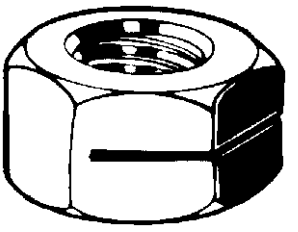

Technické údaje

d	m	P	s	d	m	P	s
M4	4	0.7	7	M14	14	2	21
M5	5	0.8	8	M16	16	2	24
M6	6	1	10	M18	18	2.5	27
M7	7	1	11	M20	20	2.5	30
M8	8	1.25	13	M22	22	2.5	34
M10	10	1.5	16	M24	24	3	36
M12	12	1.75	18	M27	27	3	41

- Tyto šestihranné matice s předpětím SNEP musí být použity v kombinaci se šrouby třídy ≤ 6.8.

Skupiny produktů

Závit	Typ drážky	Materiál	Povrchová úprava	Kód	Strana
M	S vnějším šestihranem	Oc	Zn	13100	3-70
M	S vnějším šestihranem	NO A1/A2		51710	3-71
M	S vnějším šestihranem	Al P60	Anod.	45300	3-71

13100	SNEP Samosvorná šestihranná matice celokovová, typ H100-ESN	F01E

Závit Metrický závit
Materiál Ocel
Povrchová úprava Pozinkované

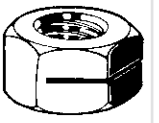

d	✉	Kód výrobku	d	✉	Kód výrobku	d	✉	Kód výrobku
M4	250	13100.040.001	M10	200	13100.100.001	M20	25	13100.200.001
M5	250	13100.050.001	M12	100	13100.120.001	M22	25	13100.220.001
M6	250	13100.060.001	M14	100	13100.140.001	M24	25	13100.240.001
M7	250	13100.070.001	M16	50	13100.160.001	M27	10	13100.270.001
M8	250	13100.080.001	M18	50	13100.180.001			

Zvláštnosti SNEP šestihranné samojistné matice:
- Je z jednoho kusu ocele.
- Uzamykání je realizováno pružným, axiálním posunem z části odděleých a stlačených dílů matice ve vztahu k sobě navzájem. První matice se volně šroubuje na šroub dokud není dosaženo povrchu utahované části, zajištění na závitu je dosaženo pružnou reakcí materiálu nezávislého na kroutícím momentu.
- Pozinkovaná s tloušťkou vrstvy cca. 7 um.
- Odolný proti nárazům, vibracím a dynamickému zatížení.
- Znovu použitelné.
- Odolné vůči teplotám od -100 °C až do + 260 °C.

51710 SNEP Samosvorná šestihranná matice celonerezová A1, typ H100-ESN R09A

Závit Metrický závit
Materiál Nerezocel A1/A2

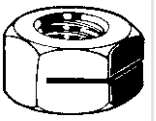

d	✉	Kód výrobku	d	✉	Kód výrobku	d	✉	Kód výrobku
M4	100	51710.040.001	M8	50	51710.080.001	M12	25	51710.120.001
M5	100	51710.050.001	M10	50	51710.100.001	M16	10	51710.160.001
M6	100	51710.060.001						

Speciální vlastnosti samosvorných šestihranných matic SNEP:
- Jednodílná, celokovová matice.
- Zajištění je provedeno vzájemným pružným axiálním posunem částečně oddělených a stlačených částí matice. Matice se po šroubu nejprve pohybuje lehce, po dosažení drážky je dotažení závitu provedeno pružnou reakcí materiálu nezávisle na momentu.
- Odolnost nárazům, vibracím a dynamickému zatížení.
- Opakovaná použitelnost.
- Odolnost teplotám od –100 °C do + 260 °C.
- Samosvorné šestihranné matice SNEP jsou opatřeny speciálním mazivem zabraňujícím zadření.
- V závislosti na dostupnosti lze dodat A1 i A2.

45300 SNEP Samosvorná šestihranná matice celohliníková W01A

Závit Metrický závit
Materiál Hliník P60
Povrchová úprava Anodizované

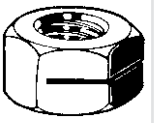

d	✉	Kód výrobku	d	✉	Kód výrobku	d	✉	Kód výrobku
M8	200	45300.080.001	M12	100	45300.120.001	M16	50	45300.160.001
M10	100	45300.100.001						

- Bezbarvě anodizováno.

Šestihranná samojistné matice celokovová H130-ESN

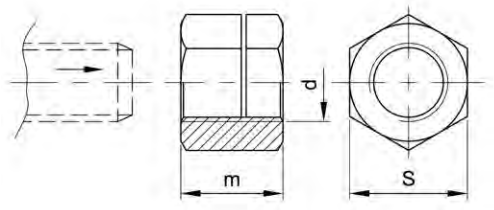

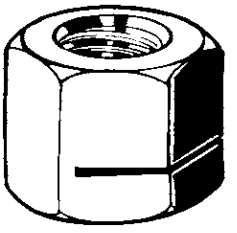

Technické údaje

d	m	P	s	d	m	P	s
M4	5.2	0.7	7	M12	15.6	1.75	18
M5	6.5	0.8	8	M14	18.2	2	21
M6	7.8	1	10	M16	20.8	2	24
M7	9.1	1	11	M18	23.4	2.5	27
M8	10.4	1.25	13	M20	26	2.5	30
M10	13	1.5	16	M24	31.2	3	36

13200 SNEP Šestihranná samojistné matice celokovová H130-ESN F01E

Závit Metrický závit
Materiál Ocel
Povrchová úprava Pozinkované

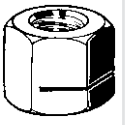

d	✉	Kód výrobku	d	✉	Kód výrobku	d	✉	Kód výrobku
M4	250	13200.040.001	M8	250	13200.080.001	M16	50	13200.160.001
M5	250	13200.050.001	M10	200	13200.100.001	M18	50	13200.180.001
M6	250	13200.060.001	M12	100	13200.120.001	M20	25	13200.200.001
M7	250	13200.070.001	M14	100	13200.140.001	M24	25	13200.240.001

- Tyto šestihranné matice s předpětím SNEP musí být použity v kombinaci se šrouby třídy ≤ 8.8.

Šestihranná samojistné matice celokovová typ USN

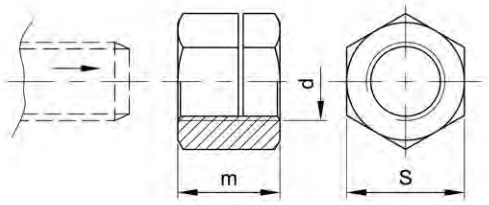

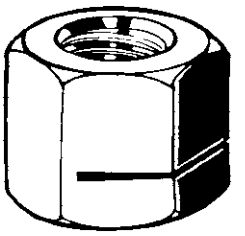

3

Technické údaje

d	m	P	s	d	m	P	s
M30	30	3.5	46	M39	39	4	60
M33	33	3.5	50	M42	42	4.5	65
M36	36	4	55	M45	45	4.5	70

13190 SNEP Šestihranná samojistné matice celokovová typ USN **F01E**

Závit Metrický závit
Materiál Ocel
Povrchová úprava Pozinkované

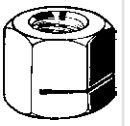

d	✉	Kód výrobku	d	✉	Kód výrobku	d	✉	Kód výrobku
M30	10	13190.300.001	M36	5	13190.360.001	M42	5	13190.420.001
M33	10	13190.330.001	M39	5	13190.390.001	M45	4	13190.450.001

- Tyto samosvorné šestihranné matice SNEP by měly být používány v kombinaci se šrouby jakostní třídy ≤ 6.8.
- Samosvorné šestihranné matice SNEP typ USN jsou k dispozici na vyžádání, do M80 (včetně).

Samosvorná šestihranná matice s nákružkem

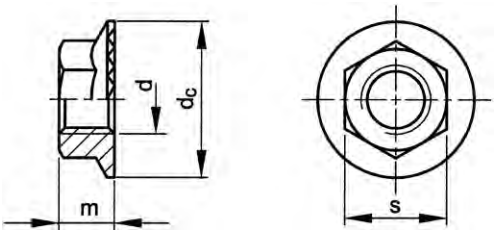

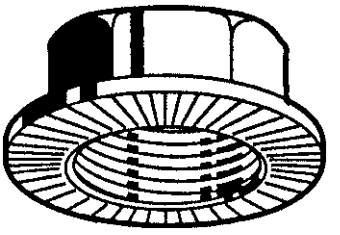

Technické údaje

d	d_c	m	P	s	d	d_c	m	P	s
M5	11.2	4.3	0.8	8	M10	21	8.5	1.5	15
M6	14.2	5.5	1	10	M12	24	10	1.75	17
M8	18.2	7	1.25	13	M16	31	14	2	22

Přednosti pojistných šestihranných matic RIPP s límcem:
- vroubkovaný límec eliminuje poškození povrchu při montáži, zabraňuje samovolnému povolení
- prostřednictvím límce je zajištěno rozložení sil pod hlavou šroubu na větší plochu, což má za následek nižší povrchový tlak
- velké otvory nebo obráběné otvory mohou být překryty límcem
- podložka nebo zajišťující prvek není potřeba

MONTÁŽNÍ PŘEDPĚTÍ F_M v kN a UTAHOVACÍ MOMENT M_A v Nm

Třída	Spojovaný materiál	M5		M6		M8		M10		M12		M16	
		F_M	M_A	F_M	M_A	F_M	M_A	F_M	M_A	F_M	M_A	F_M	M_A
10	Ocel (Rm < 800 N/mm²)	9	11	12,6	19	23,2	42	37	85	54	130	102	330
	Ocel (Rm ≥ 800 N/mm²)	9	10	12,6	18	23,2	37	37	80	54	120	102	310
	Temperovaná litina	9	9	12,6	16	23,2	35	37	75	54	115	102	300

Skupiny produktů

Závit	Typ drážky	Materiál	Třída	Povrchová úprava	Kód	Strana
M	S vnějším šestihranem	Oc	10		12470	3-73
M	S vnějším šestihranem	Oc	10	Zn	12471	3-73
M	S vnějším šestihranem	Oc	10	FLZNNC-NC6	12474	3-73

12470 RIPP Samosvorná šestihranná matice s nákružkem F92A

Závit Metrický závit
Materiál Ocel
Třída 10

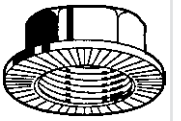

d	✉	Kód výrobku	d	✉	Kód výrobku	d	✉	Kód výrobku
M5	500	12470.050.001	M8	200	12470.080.001	M12	200	12470.120.001
M6	500	12470.060.001	M10	200	12470.100.001	M16	100	12470.160.001

12471 RIPP Samosvorná šestihranná matice s nákružkem F92A

Závit Metrický závit
Materiál Ocel
Třída 10
Povrchová úprava Pozinkované

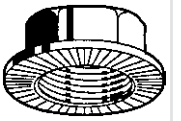

d	✉	Kód výrobku	d	✉	Kód výrobku	d	✉	Kód výrobku
M5	500	12471.050.001	M8	200	12471.080.001	M12	200	12471.120.001
M6	500	12471.060.001	M10	200	12471.100.001	M16	100	12471.160.001

12474 RIPP Samosvorná šestihranná matice s nákružkem F92A

Závit Metrický závit
Materiál Ocel
Třída 10
Povrchová úprava Zinko-hliníkový povlak bez Cr^{6+}- ISO 10683 flZnnc

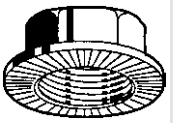

d	✉	Kód výrobku	d	✉	Kód výrobku	d	✉	Kód výrobku
M5	250	12474.050.001	M8	200	12474.080.001	M12	200	12474.120.001
M6	250	12474.060.001	M10	200	12474.100.001	M16	100	12474.160.001

Samosvorná šestihranná matice celokovová SECURIT

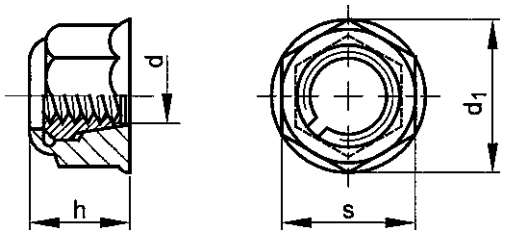

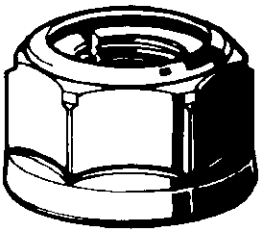

Technické údaje

d	d_1	h	P	s	d	d_1	h	P	s
M6	12	7.5	1	10	**M10**	20.4	12.5	1.5	17
M8	16.8	10	1.25	14	**M12**	25	15	1.75	21

Přednosti šestihranných bezpečnostních matic SECURIT:
- je to celokovová matice složená z podélně rozříznutého vnitřního kužele se závitem a vnějšího kužele (šestihranný s převlečným límcem v jeho horní části). Při dotahování se vnitřní kužel přitlačuje k celému povrchu závitu vzrůstající silou
- opakovaně použitelné
- odolné při teplotách až do +350°C.

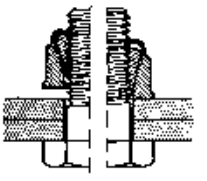

13000 SECURIT Samosvorná šestihranná matice celokovová SECURIT F93A

Závit Metrický závit
Materiál Ocel
Třída 6
Povrchová úprava Pozinkované žlutě pasivované

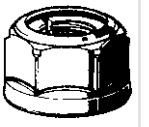

d	✉	Kód výrobku	d	✉	Kód výrobku	d	✉	Kód výrobku
M6	50	13000.060.001	M10	25	13000.100.001	M12	10	13000.120.001
M8	25	13000.080.001						

Samosvorná šestihranná matice

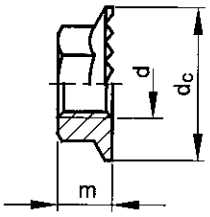

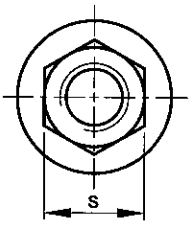

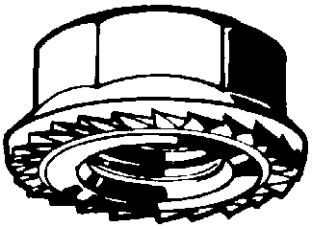

3

Technické údaje

d	d_c	m	P	s	d	d_c	m	P	s
M5	11.2	4.3	0.8	8	M10	21	7.9	1.5	15
M6	14.25	5.5	1	10	M12	24	8.7	1.75	17
M8	18.25	7	1.25	13	M16	31	11.2	2	22

- Třídu 8 je třeba použít s pevnostní třídou 8.8 a 90 a třídu 10 s pevnostní třídou 10.9 a 100.

Přednosti šestihranných pojistných matic s límcem:
- pružný, zoubkovaný límec poskytuje vynikající samojistící vlastnosti
- uvnitř pružného límce je optimální předpětí konstrukce s minimálním usazením
- podložka nebo zajišťující prvek není potřebný a není dokonce doporučován

MONTÁŽNÍ PŘEDPĚTÍ F_M v kN a UTAHOVACÍ MOMENT M_A v Nm

Třída	Spojovaný materiál	M5		M6		M8		M10		M12		M16	
		F_M	M_A	F_M	M_A	F_M	M_A	F_M	M_A	F_M	M_A	F_M	M_A
8	Ocel	6,35	9	9	16	16,5	34	26,2	58	--	--	--	--
	Temperovaná litina	6,35	7	9	13	16,5	28	26,2	49	--	--	--	--
10	Ocel	--	--	--	--	--	--	--	--	54	120	102	280
	Temperovaná litina	--	--	--	--	--	--	--	--	54	105	102	260

Skupiny produktů

Závit	Typ drážky	Materiál	Třída	Povrchová úprava	Kód	Strana
M	S vnějším šestihranem	Oc	8/10		01150	3-74
M	S vnějším šestihranem	Oc	8/10	Zn	01149	3-74
M	S vnějším šestihranem	Oc	8/10	FLZNNC-NC6	01155	3-75

01150 Samosvorná šestihranná matice F92A

Závit Metrický závit
Materiál Ocel
Třída 8/10

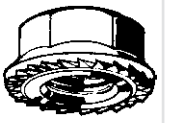

d	✉	Kód výrobku	d	✉	Kód výrobku	d	✉	Kód výrobku
M5 - CL.8	500	01150.050.001	M8 - CL.8	200	01150.080.001	M12 - CL.10	200	01150.120.001
M6 - CL.8	500	01150.060.001	M10 - CL.10	200	01150.100.001	M16 - CL.10	100	01150.160.001

01149 Samosvorná šestihranná matice F92A

Závit Metrický závit
Materiál Ocel
Třída 8/10
Povrchová úprava Pozinkované

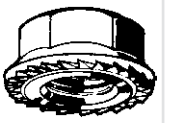

d	✉	Kód výrobku	d	✉	Kód výrobku	d	✉	Kód výrobku
M6 - CL.8	500	01149.060.001	M10 - CL.8	200	01149.100.001	M16 - CL.10	100	01149.160.001
M8 - CL.8	200	01149.080.001	M12 - CL.10	200	01149.120.001			

01155	Samosvorná šestihranná matice	F92A

Závit Metrický závit
Materiál Ocel
Třída 8/10
Povrchová úprava Zinko-hliníkový povlak bez Cr^{6+}- ISO 10683 flZnnc

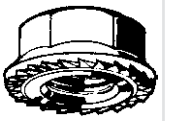

d	✉	Kód výrobku	d	✉	Kód výrobku	d	✉	Kód výrobku
M6	500	01155.060.001	M10	200	01155.100.001	M16	100	01155.160.001
M8	200	01155.080.001	M12	200	01155.120.001			

Šestihranná matice s nákružkem

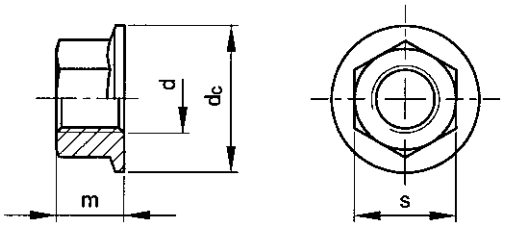

DIN **6923 (1983)**
ISO 4161
NF E25-406

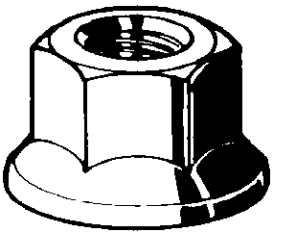

Technické údaje

d	d_c (max.)	m (max.)	P	s
M4 (≠DIN)	9.8	4.5	0.7	7
M5	11.8	5	0.8	8
M6	14.2	6	1	10
M8	17.9	8	1.25	13
M10	21.8	10	1.5	15
M12	26	12	1.75	18
M14	29.9	14	2	21
M16	34.5	16	2	24
M20	42.8	20	2.5	30
M24 (≠DIN)	51	24	3	36

- Speciální vlastnosti šestihranných matic s nákružkem:
- Nákružek umožňuje rozložení vzniklých sil na větší ploše, což vede ke snížení povrchového tlaku.
- Velké (zvětšené) otvory a/nebo obráběcí otvory lze zakrýt nákružkem.
- Podložka není nutná.

Skupiny produktů

Závit	Typ drážky	Materiál	Třída	Povrchová úprava	Kód	Strana
M	S vnějším šestihranem	Oc	8	Zn	11590	3-75
M	S vnějším šestihranem	Oc	8	Zn žl	11595	3-76
M	S vnějším šestihranem	Oc	10	Zn	11598	3-76
M	S vnějším šestihranem	NO A2	70		51108	3-76
M	S vnějším šestihranem	NO A4	70		55108	3-76

11590	Šestihranná matice s nákružkem	F01X

Závit Metrický závit
Materiál Ocel
Třída 8
Povrchová úprava Pozinkované

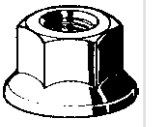

d	✉	Kód výrobku	d	✉	Kód výrobku	d	✉	Kód výrobku
M4	250	11590.040.001	M10	100	11590.100.001	M16	50	11590.160.001
M5	250	11590.050.001	M12	100	11590.120.001	M20	50	11590.200.001
M6	250	11590.060.001	M14	50	11590.140.001	M24	25	11590.240.001
M8	250	11590.080.001						

11595 Šestihranná matice s nákružkem F01X

Závit Metrický závit
Materiál Ocel
Třída 8
Povrchová úprava Pozinkované žlutě pasivované

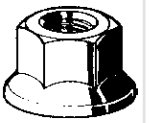

d	✉	Kód výrobku	d	✉	Kód výrobku	d	✉	Kód výrobku
M5	250	11595.050.001	M10	100	11595.100.001	M14	50	11595.140.001
M6	250	11595.060.001	M12	100	11595.120.001	M16	50	11595.160.001
M8	250	11595.080.001						

11598 Šestihranná matice s nákružkem F01X

Závit Metrický závit
Materiál Ocel
Třída 10
Povrchová úprava Pozinkované

RoHS

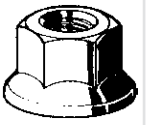

d	✉	Kód výrobku	d	✉	Kód výrobku	d	✉	Kód výrobku
M5	250	11598.050.001	M10	100	11598.100.001	M16	50	11598.160.001
M6	250	11598.060.001	M12	100	11598.120.001	M20	50	11598.200.001
M8	250	11598.080.001	M14	50	11598.140.001	M24	25	11598.240.001

51108 Šestihranná matice s nákružkem R09A

Závit Metrický závit
Materiál Nerezocel A2
Třída 70

RoHS

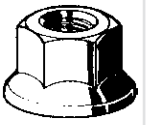

d	✉	Kód výrobku	d	✉	Kód výrobku	d	✉	Kód výrobku
M4	100	51108.040.001	M6	250	51108.060.001	M10	100	51108.100.001
M5	250	51108.050.001	M8	250	51108.080.001	M12	100	51108.120.001

55108 Šestihranná matice s nákružkem R49A

Závit Metrický závit
Materiál Nerezocel A4
Třída 70

RoHS

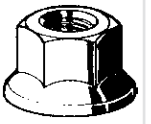

d	✉	Kód výrobku	d	✉	Kód výrobku	d	✉	Kód výrobku
M4*	500	55108.040.001	M6*	200	55108.060.001	M8*	100	55108.080.001
M5*	500	55108.050.001						

Šestihranná matice s ozubeným nákružkem

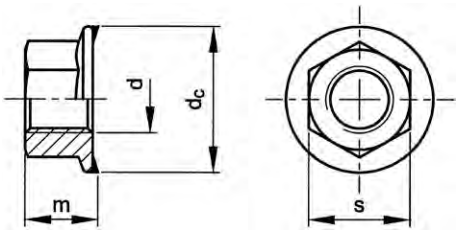

DIN	**≈6923**
ISO	≈4161
NF	≈E25-406

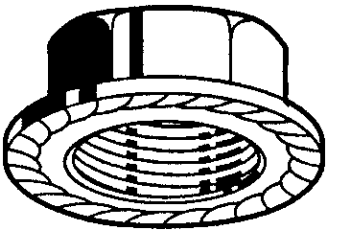

Technické údaje

d	d_c (max.)	m (max.)	P	s
M3	7.8	3.8	0.5	6
M4 (≠DIN)	9.6	4.5	0.7	7
M5	11.8	5	0.8	8
M6	14.2	6	1	10
M8	17.9	8	1.25	13
M10	21.8	10	1.5	15
M12	26	12	1.75	18
M14	29.9	14	2	21
M16	34.5	16	2	24

- Speciální vlastnosti šestihranných matic s ozubeným nákružkem:
- Nákružek umožňuje rozložení vzniklých sil na větší ploše, což vede ke snížení povrchového tlaku.
- Velké (zvětšené) otvory a/nebo obráběcí otvory lze zakrýt nákružkem, podložka není nutná.
- Ozubený okraj nákružku se vyznačuje vynikajícími samojistnými vlastnostmi.

Skupiny produktů

Závit	Typ drážky	Materiál	Třída	Povrchová úprava	Kód	Strana
M	S vnějším šestihranem	Oc	8		11609	3-77
M	S vnějším šestihranem	Oc	8	Zn	11610	3-77
M	S vnějším šestihranem	Oc	8	Zn žl	11611	3-78
M	S vnějším šestihranem	NO A2			51119	3-78
M	S vnějším šestihranem	NO A4			55119	3-78

11609 Šestihranná matice s ozubeným nákružkem — F01X

Závit Metrický závit
Materiál Ocel
Třída 8

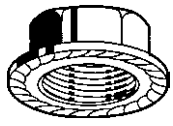

d	✉	Kód výrobku	d	✉	Kód výrobku	d	✉	Kód výrobku
M5	250	11609.050.001	M8	250	11609.080.001	M12	100	11609.120.001
M6	250	11609.060.001	M10	100	11609.100.001	M16	50	11609.160.001

11610 Šestihranná matice s ozubeným nákružkem — F01X

Závit Metrický závit
Materiál Ocel
Třída 8
Povrchová úprava Pozinkované

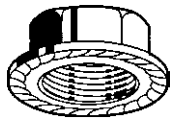

d	✉	Kód výrobku	d	✉	Kód výrobku	d	✉	Kód výrobku
M4	250	11610.040.001	M8	250	11610.080.001	M14	50	11610.140.001
M5	250	11610.050.001	M10	100	11610.100.001	M16	50	11610.160.001
M6	250	11610.060.001	M12	100	11610.120.001			

3

11611 Šestihranná matice s ozubeným nákružkem F01X

Závit Metrický závit
Materiál Ocel
Třída 8
Povrchová úprava Pozinkované žlutě pasivované

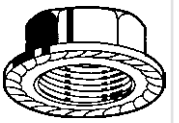

d	✉	Kód výrobku	d	✉	Kód výrobku	d	✉	Kód výrobku
M4	250	11611.040.001	M8	250	11611.080.001	M14	50	11611.140.001
M5	250	11611.050.001	M10	100	11611.100.001	M16	50	11611.160.001
M6	250	11611.060.001	M12	100	11611.120.001			

51119 Šestihranná matice s ozubeným nákružkem R09A

Závit Metrický závit
Materiál Nerezocel A2

RoHS

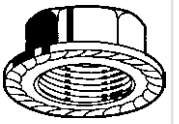

d	✉	Kód výrobku	d	✉	Kód výrobku	d	✉	Kód výrobku
M3	500	51119.030.001	M6	200	51119.060.001	M12*	100	51119.120.001
M4	500	51119.040.001	M8	100	51119.080.001	M16*	50	51119.160.001
M5	500	51119.050.001	M10	100	51119.100.001			

55119 Šestihranná matice s ozubeným nákružkem R49A

Závit Metrický závit
Materiál Nerezocel A4

RoHS

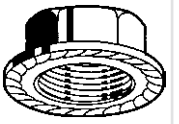

d	✉	Kód výrobku	d	✉	Kód výrobku	d	✉	Kód výrobku
M3*	500	55119.030.001	M6*	200	55119.060.001	M12*	100	55119.120.001
M4*	500	55119.040.001	M8*	100	55119.080.001	M16*	50	55119.160.001
M5*	500	55119.050.001	M10*	100	55119.100.001			

Zajišťovací matice šestihranná s přírubou UNC

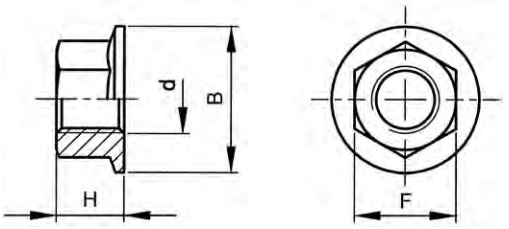

IFI 100/107

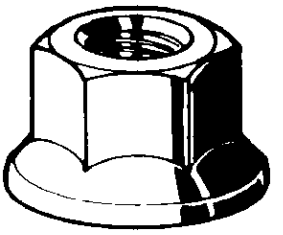

Technické údaje

d	B	F	H	Závitů na palec
No.8	0.375	11/32	0.191	32
No.10	0.475	3/8	0.241	24
1/4	0.560	7/16	0.300	20
5/16	0.680	1/2	0.365	18
3/8	0.810	9/16	0.425	16
7/16	0.930	11/16	0.495	14
1/2	1.07	3/4	0.555	13
5/8	1.330	15/16	0.690	11
3/4	1.585	1.1/8	0.825	10
7/8	1.750	1.5/16	0.790	9
1 Inch	2.06	1.1/2	0.900	8

Skupiny produktů

Závit	Typ drážky	Materiál	Třída	Povrchová úprava	Kód	Strana
UNC	S vnějším šestihranem	Oc	Grade 2	Zn	U12100	3-79
UNC	S vnějším šestihranem	Oc	Grade 8	Zn	U12120	3-79

U12100 Samojistná matice kónická s přírubou (IFI-100/107) X01A

Závit Unified National Coarse
Materiál Ocel
Třída Grade 2
Povrchová úprava Pozinkované

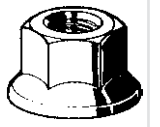

d	✉	Kód výrobku	d	✉	Kód výrobku	d	✉	Kód výrobku
NO.8-32*	100	U12100.016.0001	3/8-16*	50	U12100.037.0001	3/4-10*	10	U12100.075.0001
NO.10-24*	100	U12100.019.0001	7/16-14*	25	U12100.043.0001	7/8-9*	5	U12100.087.0001
1/4-20*	100	U12100.025.0001	1/2-13*	25	U12100.050.0001	1.-8*	5	U12100.100.0001
5/16-18*	100	U12100.031.0001	5/8-11*	10	U12100.062.0001			

U12120 Samojistná matice kónická s přírubou (IFI-100/107) X01A

Závit Unified National Coarse
Materiál Ocel
Třída Grade 8
Povrchová úprava Pozinkované

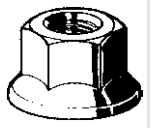

d	✉	Kód výrobku	d	✉	Kód výrobku	d	✉	Kód výrobku
1/4-20*	100	U12120.025.0001	7/16-14*	25	U12120.043.0001	3/4-10*	10	U12120.075.0001
5/16-18*	100	U12120.031.0001	1/2-13*	25	U12120.050.0001	7/8-9*	5	U12120.087.0001
3/8-16*	50	U12120.037.0001	5/8-11*	10	U12120.062.0001	1.-8*	5	U12120.100.0001

Samosvorná šestihranná nákružková matice s nekovovou vložkou

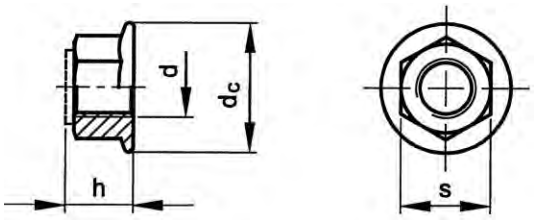

DIN **6926**
ISO 7043

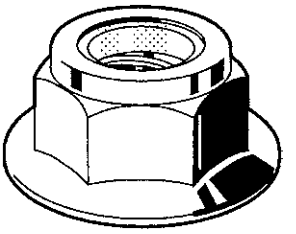

3

Technické údaje

d	d_c (max.)	h (max.)	P	s
M4	10	4.65	0.7	7
M5	11.8	7.1	0.8	8
M6	14.2	9.1	1	10
M8	17.9	11.1	1.25	13
M10	21.8	13.5	1.5	15
M12	26	16.1	1.75	18
M16	34.5	20.3	2	24

Skupiny produktů

Závit	Typ drážky	Materiál	Třída	Povrchová úprava	Kód	Strana
M	S vnějším šestihranem	Oc	8	Zn	12460	3-80
M	S vnějším šestihranem	NO A2	70		51738	3-80
M	S vnějším šestihranem	NO A4	70		55738	3-80

12460 Samosvorná šestihranná nákružková matice s nekovovou vložkou — F01X

Závit Metrický závit
Materiál Ocel
Třída 8
Povrchová úprava Pozinkované

RoHS

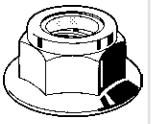

d	✉	Kód výrobku	d	✉	Kód výrobku	d	✉	Kód výrobku
M5	250	12460.050.001	M8	250	12460.080.001	M12	100	12460.120.001
M6	250	12460.060.001	M10	200	12460.100.001	M16	50	12460.160.001

51738 Samosvorná šestihranná nákružková matice s nekovovou vložkou — R09A

Závit Metrický závit
Materiál Nerezocel A2
Třída 70

RoHS

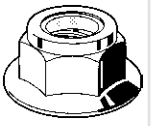

d	✉	Kód výrobku	d	✉	Kód výrobku	d	✉	Kód výrobku
M4*	500	51738.040.001	M6*	500	51738.060.001	M10*	100	51738.100.001
M5*	500	51738.050.001	M8*	100	51738.080.001	M12*	100	51738.120.001

55738 Samosvorná šestihranná nákružková matice s nekovovou vložkou — R49A

Závit Metrický závit
Materiál Nerezocel A4
Třída 70

RoHS

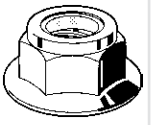

d	✉	Kód výrobku	d	✉	Kód výrobku	d	✉	Kód výrobku
M4*	500	55738.040.001	M6*	500	55738.060.001	M10*	100	55738.100.001
M5*	500	55738.050.001	M8*	100	55738.080.001			

Šestihranná samojistná matice s nákuržkem

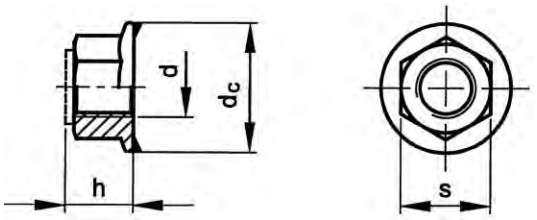

DIN ≈6926

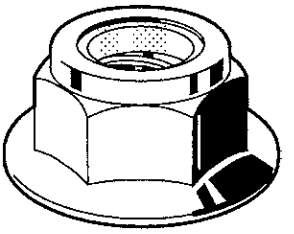

Technické údaje

d	d_c (max.)	h (max.)	P	s
M4	10	4.65	0.7	7
M5	11.8	7.1	0.8	8
M6	14.2	9.1	1	10
M8	17.9	11.1	1.25	13
M10	21.8	13.5	1.5	15
M12	26	16.1	1.75	18

Skupiny produktů

Závit	Typ drážky	Materiál	Třída	Kód	Strana
M	S vnějším šestihranem	NO A2	50	51734	3-81
M	S vnějším šestihranem	NO A4	50	55734	3-81

51734 Šestihranná matice s plastovým pojistným kroužkem a ozubenou podložkou R09A

Závit Metrický závit
Materiál Nerezocel A2
Třída 50

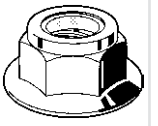

d	✉	Kód výrobku	d	✉	Kód výrobku	d	✉	Kód výrobku
M4*	500	51734.040.001	M6*	500	51734.060.001	M10*	100	51734.100.001
M5*	500	51734.050.001	M8*	100	51734.080.001	M12*	100	51734.120.001

55734 Samojistná matice šestihranná s nákuržkem a nekovovou vložkou R49A

Závit Metrický závit
Materiál Nerezocel A4
Třída 50

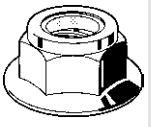

d	✉	Kód výrobku	d	✉	Kód výrobku	d	✉	Kód výrobku
M4*	500	55734.040.001	M6*	100	55734.060.001	M10*	100	55734.100.001
M5*	500	55734.050.001	M8*	100	55734.080.001	M12*	100	55734.120.001

Matice pro disky kol

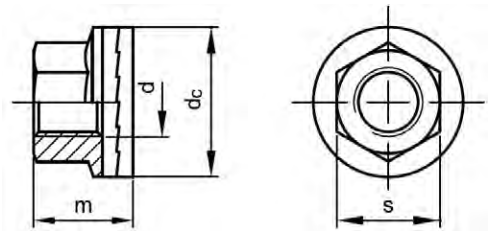

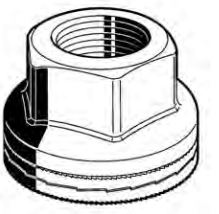

3

Technické údaje

d x P	d_c	m	Předpětí sestavy v kN	s	Utahovací moment v Nm
M22x1.5	46	27	≈ 200	32	600-650

12479 NORD-LOCK matice pro disky kol **NL2A**

Závit	Metrický extra jemný závit
Materiál	Ocel
Třída	10
Povrchová úprava	Delta Protekt®

NORD-LOCK Bolt securing system

RoHS

d x P	✉	Kód výrobku
M22X1,5	20	12479.220.150

Matice s kónickou podložkou

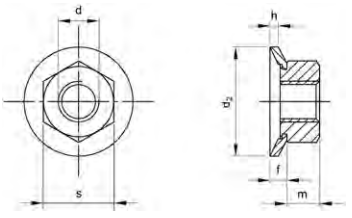

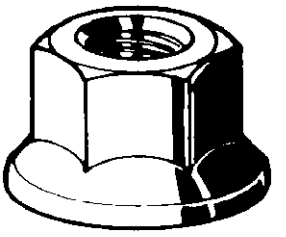

Technické údaje

d_2	d_2	f	h	m	P	s
M3	8	1	0.5	2.4	0.5	5.5
M4	10	1	0.6	3.2	0.7	5.5
M5	12	1.35	1.25	4	0.8	8
M6	18	1.7	1.5	5	1	10
M8	18	2.2	1.5	6.5	1.25	13
M10	22	1.6	1.7	8	1.5	17

51112 COMBY matice s kónickou podložkou **R09A**

Závit	Metrický závit
Materiál	Nerezocel A2

RoHS

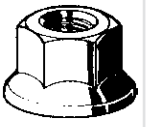

d	✉	Kód výrobku	d	✉	Kód výrobku	d	✉	Kód výrobku
M3*	1000	51112.030.008	M5*	500	51112.050.015	M8*	100	51112.080.018
M4*	1000	51112.040.010	M6*	500	51112.060.018	M10*	200	51112.100.022

Samosvorná šestihranná matice s ozubenou pojistnou podložkou

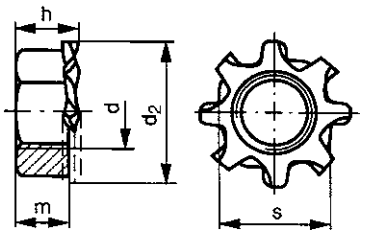

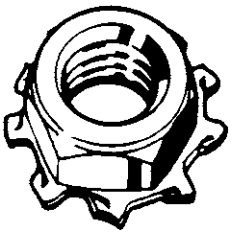

Technické údaje

d	d_2	h	m	P	s
M3	6.6	3.1	2.4	0.5	5.5
M4	8	4	3.2	0.7	7
M5	9.2	5.1	4	0.8	8
M6	11.4	6.1	5	1	10
M8	14.9	7.9	6.5	1.25	13

11490 COMBY Samosvorná šestihranná matice s ozubenou pojistnou podložkou **F01X**

Závit Metrický závit
Materiál Ocel
Povrchová úprava Pozinkované

d	✉	Kód výrobku	d	✉	Kód výrobku	d	✉	Kód výrobku
M3	250	11490.030.001	M5	250	11490.050.001	M8	200	11490.080.001
M4	250	11490.040.001	M6	250	11490.060.001			

Samosvorná pojistná matice PAL

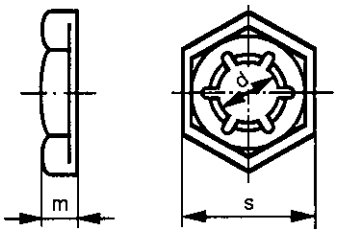

DIN **7967**
NF E27-460

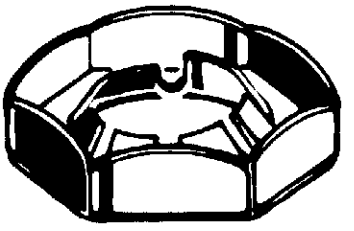

Technické údaje

d	m	P	s	d	m	P	s
M4	2.5	0.7	7	M18	5.5	2.5	27
M5	2.5	0.8	8	M20	6	2.5	30
M6	3	1	10	M22	6	2.5	32
M8	3.5	1.25	13	M24	7	3	36
M10	4	1.5	17	M27	7	3	41
M12	4.5	1.75	19	M30	8	3.5	46
M14	5	2	22	M36	9	4	55
M16	5	2	24	M42	11	4.5	65

Přednosti samopojistných kontramatic PAL:
- musí být přitaženy ručně, následně dotaženy maticovým klíčem o čtvrtinovou až poloviční otáčku. Vyvíjí se svěrná síla A a současná radiální síla B, která způsobí zabezpečení
- jsou často používány jako pojistné matice nad šestihrannou matici
- demontáž utažením šestihranné matice

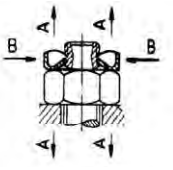

Skupiny produktů

Závit	Typ drážky	Materiál	Povrchová úprava	Kód	Strana
M	S vnějším šestihranem	Pružinová ocel	Zn	12530	3-84
M	S vnějším šestihranem	Pružinová ocel	Žzn	12531	3-84
M	S vnějším šestihranem	NO A2		51735	3-84
M	S vnějším šestihranem	NO A4		55735	3-84

3

12530 PAL Samosvorná pojistná matice F01X

Závit Metrický závit
Materiál Pružinová ocel
Povrchová úprava Pozinkované

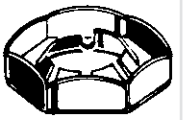

d	✉	Kód výrobku	d	✉	Kód výrobku	d	✉	Kód výrobku
M5	200	12530.050.001	M14	100	12530.140.001	M24	100	12530.240.001
M6	200	12530.060.001	M16	100	12530.160.001	M27	100	12530.270.001
M8	100	12530.080.001	M18	100	12530.180.001	M30	100	12530.300.001
M10	100	12530.100.001	M20	100	12530.200.001	M36	100	12530.360.001
M12	100	12530.120.001	M22	100	12530.220.001	M42	50	12530.420.001

- UPOZORNĚNÍ: Elektrolytické pokovení těchto produktů může způsobit vodíkovou křehkost.

12531 PAL samojistná matice F01A

Závit Metrický závit
Materiál Pružinová ocel
Povrchová úprava Žárový zinek

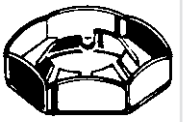

d	✉	Kód výrobku	d	✉	Kód výrobku	d	✉	Kód výrobku
M10	100	12531.100.001	M20	100	12531.200.001	M30	100	12531.300.001
M12	100	12531.120.001	M24	50	12531.240.001	M36	25	12531.360.001
M16	100	12531.160.001	M27	100	12531.270.001			

51735 PAL Samojistná matice R09A

Závit Metrický závit
Materiál Nerezocel A2

DIN **≈7967**
NF ≈E27-460

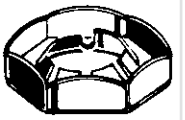

d	✉	Kód výrobku	d	✉	Kód výrobku	d	✉	Kód výrobku
M4*	500	51735.040.001	M8	100	51735.080.001	M16	50	51735.160.001
M5*	500	51735.050.001	M10	100	51735.100.001	M20	50	51735.200.001
M6	200	51735.060.001	M12	50	51735.120.001	M24	50	51735.240.001

55735 PAL samojistná matice R49A

Závit Metrický závit
Materiál Nerezocel A4

DIN **≈7967**
NF ≈E27-460

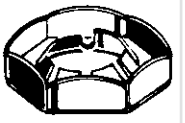

d	✉	Kód výrobku	d	✉	Kód výrobku	d	✉	Kód výrobku
M4*	500	55735.040.001	M10*	100	55735.100.001	M20*	100	55735.200.001
M5*	500	55735.050.001	M12*	100	55735.120.001	M24*	50	55735.240.001
M6	100	55735.060.001	M16*	100	55735.160.001	M27*	50	55735.270.001
M8	100	55735.080.001						

Šestihranná korunková matice s drážkou

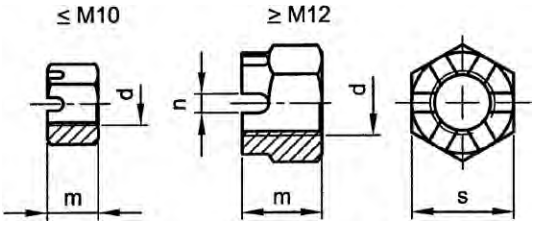

DIN **935-1**
NEN 729



Technické údaje

d	m	n	P	Počet drážek	s	Závlačka DIN 94
M5	6	1.4	0.8	6	8	1.2x12
M6	7.5	2	1	6	10	1.6x14
M8	9.5	2.5	1.25	6	13	2x16
M10	12	2.8	1.5	6	17 (16)	2.5x20
M12	15	3.5	1.75	6	19 (18)	3.2x22
M14	16	3.5	2	6	22 (21)	3.2x25
M16	19	4.5	2	6	24	4x28
M18	21	4.5	2.5	6	27	4x32
M20	22	4.5	2.5	6	30	4x36
M22	26	5.5	2.5	6	32 (34)	5x36
M24	27	5.5	3	6	36	5x40
M27	30	5.5	3	6	41	5x45
M30	33	7	3.5	6	46	6.3x50
M33	35	7	3.5	6	50	6.3x56
M36	38	7	4	6	55	6.3x63
M39	40	7	4	6	60	6.3x71
M42	46	9	4.5	8	65	8x71
M45	48	9	4.5	8	70	8x80
M48	50	9	5	8	75	8x80
M52	54	9	5	8	80	8x90
M56	57	9	5.5	8	85	8x100
M60	63	11	5.5	8	90	10x100
M64	66	11	6	8	95	10x100

- Směrné hodnoty pro doporučené závlačky dle DIN 94 (ISO 1234).
- Rozměry se mohou lišit podle dostupnosti.

Skupiny produktů

Závit	Typ drážky	Materiál	Třída	Povrchová úprava	Kód	Strana
M	S vnějším šestihranem	Oc	4		12000	3-85
M	S vnějším šestihranem	Oc	4	Zn	12010	3-86
M	S vnějším šestihranem	NO A2			51220	3-86
M	S vnějším šestihranem	NO A4			55220	3-86

12000 **Šestihranná korunková matice s drážkou** **F01D**

Závit Metrický závit
Materiál Ocel
Třída 4

d	✉	Kód výrobku	d	✉	Kód výrobku	d	✉	Kód výrobku
M5	100	12000.050.001	M20	25	12000.200.001	M42	4	12000.420.001
M6	100	12000.060.001	M22	25	12000.220.001	M45	3	12000.450.001
M8	100	12000.080.001	M24	25	12000.240.001	M48	3	12000.480.001
M10	100	12000.100.001	M27	10	12000.270.001	M52	1	12000.520.001
M12	100	12000.120.001	M30	10	12000.300.001	M56	1	12000.560.001
M14	50	12000.140.001	M33	10	12000.330.001	M60	1	12000.600.001
M16	50	12000.160.001	M36	5	12000.360.001	M64	1	12000.640.001
M18	50	12000.180.001	M39	4	12000.390.001			

- Drážkované a korunkové matice jsou do rozměru M12 (včetně) třídy 5, nad rozměr M12 třídy 4.
- Do rozměru M39 (včetně) jsou drážkované a korunové matice vybaveny 6 výřezy, nad M39 8 výřezy.

12010 Šestihranná korunková matice s drážkou F01D

Závit Metrický závit
Materiál Ocel
Třída 4
Povrchová úprava Pozinkované



d	✉	Kód výrobku	d	✉	Kód výrobku	d	✉	Kód výrobku
M6	100	12010.060.001	M16	50	12010.160.001	M27	10	12010.270.001
M8	100	12010.080.001	M20	25	12010.200.001	M30	10	12010.300.001
M10	100	12010.100.001	M22	25	12010.220.001	M33	10	12010.330.001
M12	100	12010.120.001	M24	25	12010.240.001	M36	5	12010.360.001
M14	50	12010.140.001						

- Drážkované a korunkové matice jsou do rozměru M12 (včetně) třídy 5, nad rozměr M12 třídy 4.
- Do rozměru M39 (včetně) jsou drážkované a korunové matice vybaveny 6 výřezy, nad M39 8 výřezy.

51220 Šestihranná korunková matice s drážkou R09A

Závit Metrický závit
Materiál Nerezocel A2

d	✉	Kód výrobku	d	✉	Kód výrobku	d	✉	Kód výrobku
M5	50	51220.050.001	M14	25	51220.140.001	M22*	25	51220.220.001
M6	50	51220.060.001	M16	10	51220.160.001	M24	5	51220.240.001
M8	50	51220.080.001	M18	10	51220.180.001	M27	3	51220.270.001
M10	50	51220.100.001	M20	5	51220.200.001	M30	1	51220.300.001
M12	25	51220.120.001						

55220 Šestihranná korunková matice s drážkou R49A

Závit Metrický závit
Materiál Nerezocel A4

d	✉	Kód výrobku	d	✉	Kód výrobku	d	✉	Kód výrobku
M5	50	55220.050.001	M12	25	55220.120.001	M20	5	55220.200.001
M6	50	55220.060.001	M14	25	55220.140.001	M24	5	55220.240.001
M8	50	55220.080.001	M16	10	55220.160.001	M27	3	55220.270.001
M10	50	55220.100.001	M18	10	55220.180.001	M30	1	55220.300.001

Šestihranná korunková matice s drážkou MF

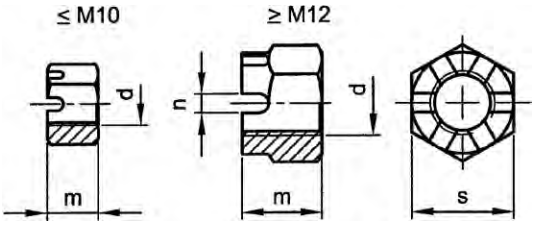

DIN **935**
NEN 729



Technické údaje

d	m	n	Počet drážek	s	Závlačka DIN 94
M8	9.5	2.5	6	13	2x16
M10	12	2.8	6	17 (16)	2.5x20
M12	15	3.5	6	19 (18)	3.2x22
M14	16	3.5	6	22 (21)	3.2x25
M16	19	4.5	6	24	4x28
M18	21	4.5	6	27	4x32
M20	22	4.5	6	30	4x36
M22	26	5.5	6	32 (34)	5x36
M24	27	5.5	6	36	5x40
M27	30	5.5	6	41	5x45
M30	33	7	6	46	6.3x50
M36	38	7	6	55	6.3x63
M42	46	9	8	65	8x71

- Směrné hodnoty pro doporučené závlačky dle DIN 94 (ISO 1234).
- Rozměry se mohou lišit podle dostupnosti.

12020 **Šestihranná korunková matice s drážkou MF** **F01D**

Závit Metrický jemný závit
Materiál Ocel
Třída 4



d x P	✉	Kód výrobku	d x P	✉	Kód výrobku	d x P	✉	Kód výrobku
M8X1,00	100	12020.080.100	M18X1,50	50	12020.180.150	M30X1,50 (≠DIN)	10	12020.300.150
M10X1,00	100	12020.100.100	M20X1,50	25	12020.200.150	M30X2,00	10	12020.300.200
M12X1,50	100	12020.120.150	M22X1,50	25	12020.220.150	M36X1,50 (≠DIN)	5	12020.360.150
M14X1,50	50	12020.140.150	M24X1,50 (≠DIN)	25	12020.240.150	M42X1,50 (≠DIN)	5	12020.420.150
M16X1,50	50	12020.160.150	M27X1,50 (≠DIN)	10	12020.270.150			

Šestihranná nízká korunková matice s drážkou

≤ M10 ≥ M12 DIN 979

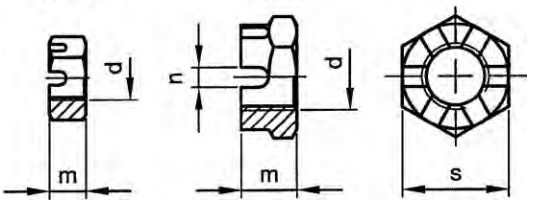

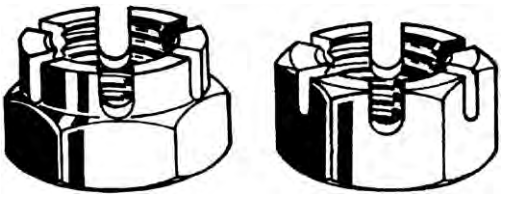

3

Technické údaje

d	m	n	P	s	Závlačka DIN 94
M6	5	2	1	10	1.6x14
M8	6.5	2.5	1.25	13	2x16
M10	9	2.8	1.5	17	2.5x20
M12	10	3.5	1.75	19 (18)	3.2x22
M14	11	3.5	2	22 (21)	3.2x25
M16	13	4.5	2	24	4x28
M18	15	4.5	2.5	27	4x32
M20	16	4.5	2.5	30	4x36
M22	18	5.5	2.5	32 (34)	5x36
M24	19	5.5	3	36	5x40
M27	22	5.5	3	41	5x45
M30	24	7	3.5	46	6.3x50

- Směrné hodnoty pro doporučené závlačky dle DIN 94 (ISO 1234).
- Rozměry se mohou lišit podle dostupnosti.

Skupiny produktů

Závit	Typ drážky	Materiál	Třída	Kód	Strana
M	S vnějším šestihranem	Oc	04	12060	3-88
M	S vnějším šestihranem	NO A2	35	51224	3-88

12060 Šestihranná nízká korunková matice s drážkou F01D

Závit Metrický závit
Materiál Ocel
Třída 04

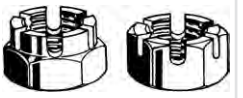

d	✉	Kód výrobku	d	✉	Kód výrobku	d	✉	Kód výrobku
M8	100	12060.080.001	M16	50	12060.160.001	M24	25	12060.240.001
M10	100	12060.100.001	M18	50	12060.180.001	M27	10	12060.270.001
M12	100	12060.120.001	M20	25	12060.200.001	M30	10	12060.300.001
M14	50	12060.140.001	M22	25	12060.220.001			

51224 Šestihranná nízká korunková matice s drážkou R05A

Závit Metrický závit
Materiál Nerezocel A2
Třída 35

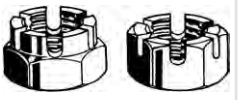

d	✉	Kód výrobku	d	✉	Kód výrobku	d	✉	Kód výrobku
M8*	50	51224.080.001	M12*	50	51224.120.001	M16*	25	51224.160.001
M10*	50	51224.100.001						

Korunková matice nízká

≤ M10 ≥ M12 DIN 937

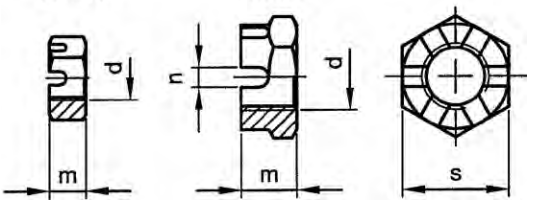

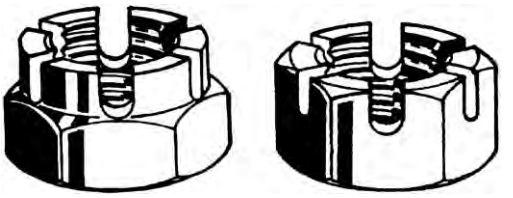

Technické údaje

d	m	n	P	s	Závlačka DIN 94
M6	6	2	1	10	1.6x14
M8	8	2.5	1.25	13	2x16
M10	8	2.8	1.5	17 (16)	2.5x20
M12	10	3.5	1.75	19	3.2x22
M16	12	4.5	2	24	4x28
M18	13	4.5	2.5	27	4x32
M20	13	4.5	2.5	30	4x36

Skupiny produktů

Závit	Typ drážky	Materiál	Třída	Kód	Strana
M	S vnějším šestihranem	NO A2	35	51225	3-89
M	S vnějším šestihranem	NO A4	35	55225	3-89

51225 Korunková matice nízká R05A

Závit Metrický závit
Materiál Nerezocel A2
Třída 35

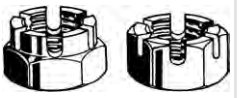

d	✉	Kód výrobku	d	✉	Kód výrobku	d	✉	Kód výrobku
M10*	50	51225.100.001	M16*	50	51225.160.001	M20*	25	51225.200.001

55225 Korunková matice nízká R45A

Závit Metrický závit
Materiál Nerezocel A4
Třída 35

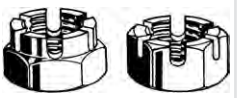

d	✉	Kód výrobku	d	✉	Kód výrobku	d	✉	Kód výrobku
M6*	100	55225.060.001	M10*	50	55225.100.001	M16*	50	55225.160.001
M8*	100	55225.080.001	M12*	50	55225.120.001	M18*	25	55225.180.001

Šestihranná nízká korunková matice s drážkou a jemným závitem

≤ M10 ≥ M12 **DIN 979**

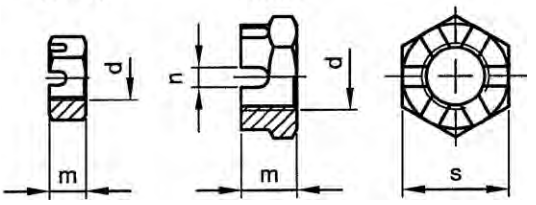

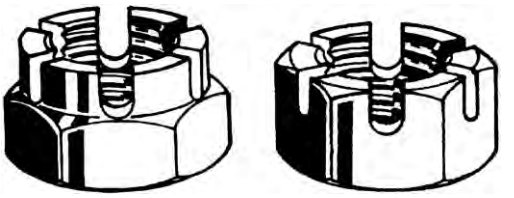

3

Technické údaje

d	m	n	s	Závlačka DIN 94
M8	6.5	2.5	13	2X16
M10	8	2.8	17 (16)	2.5X20
M12	10	3.5	19 (18)	3.2X22
M14	11	3.5	22 (21)	3.2X25
M16	13	4.5	24	4X28
M18	15	4.5	27	4X32
M20	16	4.5	30	4X36
M22	18	5.5	32 (34)	5x36
M24	19	5.5	36	5x40
M27	22	5.6	41	5x45
M30	24	7	46	6.3x50
M39	31	7	60	6.3x71

- Směrné hodnoty pro doporučené závlačky dle DIN 94 (ISO 1234).
- Rozměry se mohou lišit podle dostupnosti.

12080 **Šestihranná nízká korunková matice s drážkou a jemným závitem** **F01D**

Závit Metrický jemný závit
Materiál Ocel
Třída ≥04

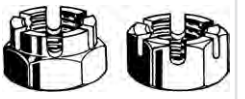

d x P	✉	Kód výrobku	d x P	✉	Kód výrobku	d x P	✉	Kód výrobku
M8X1,00	100	12080.080.100	M18X1,50	50	12080.180.150	M27X1,50 (≠DIN)	10	12080.270.150
M10X1,00	100	12080.100.100	M20X1,50	25	12080.200.150	M30X1,50 (≠DIN)	10	12080.300.150
M12X1,50	100	12080.120.150	M22X1,50	25	12080.220.150	M30X2,00	10	12080.300.200
M14X1,50	50	12080.140.150	M24X1,50 (≠DIN)	25	12080.240.150	M39X1,50 (≠DIN)	5	12080.390.150
M16X1,50	50	12080.160.150						

Šestihranná korunková matice s drážkou UNF

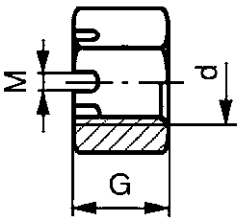

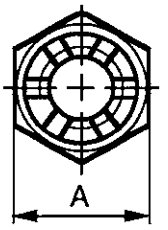

BS **≈1768**

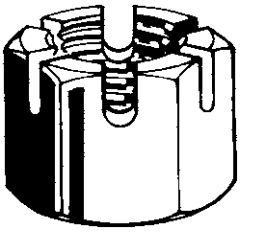

Technické údaje

d	A	G	M	Závitů na palec
1/4	7/16	5.7	2	28
3/8	9/16	8	3.2	24
7/16	11/16	9.7	3.2	20
1/2	3/4	11.2	4	20
5/8	15/16	14	4.8	18
3/4	1.1/8	16.5	4.8	16
7/8	1.5/16	19.3	4.8	14
1 Inch-12G	1.1/2	22.2	6.4	12
1 Inch-14G	1.1/2	22.2	6.4	14
1.1/4	1.7/8	27.6	8	12
1.1/2	2.1/4	33.3	9.5	12

- V závislosti na dostupnosti se mohou rozměry lišit.
- Není-li v objednávce uveden UNF 1 palcový-12, dodáváme typ se 14 závity na palec.

12161 **Šestihranná korunková matice s drážkou UNF** **X09A**

Závit Unified National Fine
Materiál Ocel
Třída 6

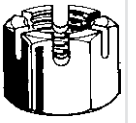

d	✉	Kód výrobku	d	✉	Kód výrobku	d	✉	Kód výrobku
1/4	100	12161.063.001	5/8	25	12161.158.001	1-14G	10	12161.256.001
3/8	100	12161.096.001	3/4	25	12161.191.001	1.1/4	10	12161.317.001
7/16	50	12161.111.001	7/8	25	12161.222.001	1.1/2	5	12161.381.001
1/2	50	12161.127.001	1-12G	10	12161.255.001			

Lisovací matice KALEI

kalei® PRESS NUT

Obecně
Pomocí lisovacích matic KALEI lze pořídit plně zatížitelný závit do tenkého materiálu s tloušťkou od 1 mm. Je to ideální řešení v průmyslu zpracovávajícím plechy a /nebo plastické fólie.

Princip
Speciální tvarovaný límec se pevně usadí do materiálu a tím se u lisovací matice KALEI zajistí, že nedojde k vytažení ani k otáčení dokola ve směru hodinových ručiček, při pohledu ze strany montáže.

Montáž
Vystředění lisovací matice KALEI nad vyvrtaným nebo děrovaným otvorem (tolerance průměru otvoru d2 = H11). Mechanické vložení nebo vložení pomocí kladiva, čímž je vroubkovaný límec usazený ve stěně otvoru (použití nástroje ke vložení usnadní montáž). Šrouby jsou zatočeny do lisovací matice KALEI ze strany límce. Při utahování bude límec ještě více upevněný v materiálu.

Typ
Pozinkovaná ocel a nerezová ocel s výškami límce (kh) od 0,9 mm až po 3,9 mm včetně. Speciální lisovací matice KALEI s většími výškami límce pro použití do lehkých materiálů, plastů atd., a také nemetrické lisovací matice KALEI, jsou k dispozici na požádání.

Vlastnosti
- ideální způsob poskytující zatížitelný závit do tenkého materiálu
- snadná a rychlá montáž bez svařování nebo nýtování
- bezpečné usazení v plechu nebo tenkém plastu pomocí speciálního šikmého vroubkovaného a povrchově zpevněného límce
- použitelné do oceli, hliníku a plastu
- k dispozici pro několik tlouštěk materiálu

Postup montáže

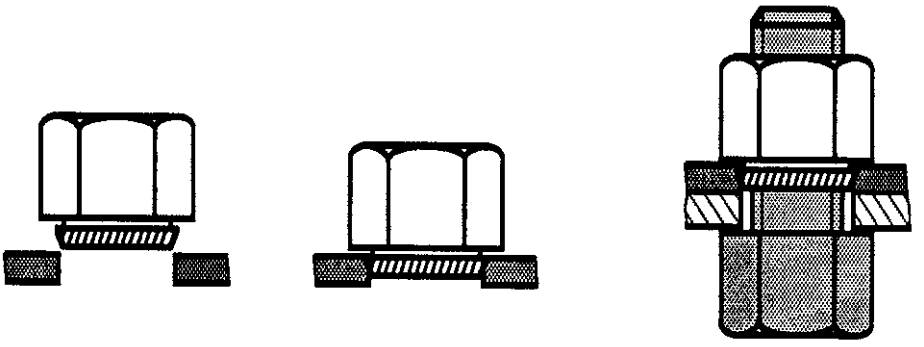

Přítlačná matice

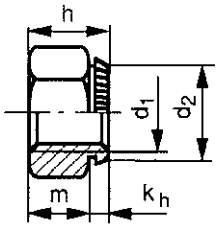

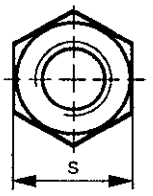

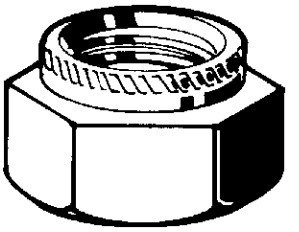

Technické údaje

d_1	d_2	h	k_h	m	Otvor ø (H11)	P	s	Tloušťka materiálu (min.)
M3	4.5	3	0.9	2.1	4.5	0.5	5.5	1
M3 (Kh1.4)	4.5	3	1.4	1.6	4.5	0.5	5.5	1.5
M3 (Kh1.8)	4.5	3	1.8	1.2	4.5	0.5	5.5	2
M4	5.5	3.2	0.9	2.3	5.5	0.7	7	1
M4 (Kh1.4)	5.5	3.2	1.4	1.8	5.5	0.7	7	1.5
M4 (Kh1.8)	55	4.5	1.8	2.7	5.5	0.7	7	2
M5	6.5	4	0.9	3.1	6.5	0.8	8	1
M5 (Kh1.4)	6.5	4	1.4	2.6	6.5	0.8	8	1.5
M5 (Kh1.8)	6.5	5	1.8	3.2	6.5	0.8	8	2
M6	8	5	0.9	4.1	8	1	10	1
M6 (Kh1.4)	8	5	1.4	3.6	8	1	10	1.5
M6 (Kh1.8)	8	5	1.8	3.2	8	1	10	2
M8	10	6.5	1.8	4.7	10	1.25	13	2
M10	12.5	8	1.8	6.2	12.5	1.5	15	2
M12	14.5	10	2.8	7.2	14.5	1.75	17	3
M16	18.5	13	2.4	10.6	18.5	2	22	3
M20	23	16	3.9	12.1	23	2.5	27	4

Skupiny produktů

Závit	Typ drážky	Materiál	Třída	Povrchová úprava		Kód	Strana
M	S vnějším šestihranem	Oc	6	Zn		15000	3-93
M	S vnějším šestihranem	NO A1				15060	3-93
M	S vnějším šestihranem	Oc	6	Zn	Kh=1,4	15010	3-94
M	S vnějším šestihranem	NO A1			Kh=1,4	15070	3-94
M	S vnějším šestihranem	Oc	6	Zn	Kh=1,8	15020	3-94
M	S vnějším šestihranem	NO A1			Kh=1,8	15080	3-94

15000 KALEI Přítlačná matice F01E

Závit Metrický závit
Materiál Ocel
Třída 6
Povrchová úprava Pozinkované

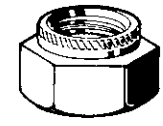

d_1	✉	Kód výrobku	d_1	✉	Kód výrobku	d_1	✉	Kód výrobku
M3	250	15000.030.001	M6	250	15000.060.001	M12	100	15000.120.001
M4	250	15000.040.001	M8	250	15000.080.001	M16	50	15000.160.001
M5	250	15000.050.001	M10	100	15000.100.001	M20	25	15000.200.001

15060 KALEI Přítlačná matice F01E

Závit Metrický závit
Materiál Nerezocel A1

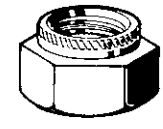

d_1	✉	Kód výrobku	d_1	✉	Kód výrobku	d_1	✉	Kód výrobku
M3	100	15060.030.001	M6	100	15060.060.001	M12	50	15060.120.001
M4	100	15060.040.001	M8	50	15060.080.001	M16	25	15060.160.001
M5	100	15060.050.001	M10	50	15060.100.001			

3

15010 KALEI Přítlačná matice Kh= 1,4 F01E

Závit Metrický závit
Materiál Ocel
Třída 6
Povrchová úprava Pozinkované

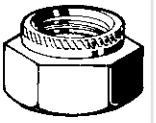

d_1	✉	Kód výrobku	d_1	✉	Kód výrobku	d_1	✉	Kód výrobku
M3	250	15010.030.001	M5	250	15010.050.001	M6	250	15010.060.001
M4	250	15010.040.001						

15070 KALEI Přítlačná matice Kh= 1,4 F01E

Závit Metrický závit
Materiál Nerezocel A1

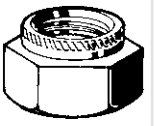

d_1	✉	Kód výrobku	d_1	✉	Kód výrobku	d_1	✉	Kód výrobku
M3	100	15070.030.001	M5	100	15070.050.001	M6	100	15070.060.001
M4	100	15070.040.001						

15020 KALEI Přítlačná matice Kh= 1,8 F01E

Závit Metrický závit
Materiál Ocel
Třída 6
Povrchová úprava Pozinkované

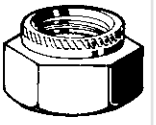

d_1	✉	Kód výrobku	d_1	✉	Kód výrobku	d_1	✉	Kód výrobku
M3	250	15020.030.001	M5	250	15020.050.001	M6	250	15020.060.001
M4	250	15020.040.001						

15080 KALEI Přítlačná matice Kh= 1,8 F01E

Závit Metrický závit
Materiál Nerezocel A1

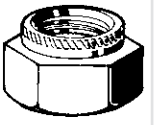

d_1	✉	Kód výrobku	d_1	✉	Kód výrobku	d_1	✉	Kód výrobku
M3	100	15080.030.001	M5	100	15080.050.001	M6	100	15080.060.001
M4	100	15080.040.001						

Kulatá nýtovací matice

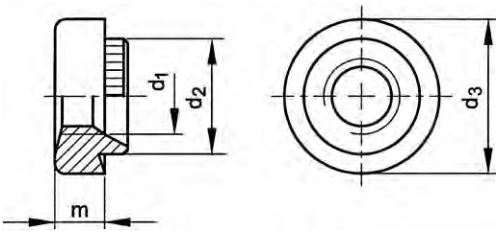

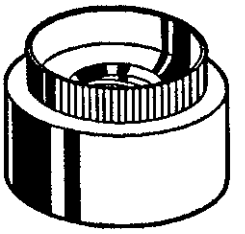

Technické údaje

d_1	d_2	d_3	m	Otvor ø	P
M3	5.8	7.9	3.2	5.9	0.5
M4	6.9	9.5	3.8	6.95	0.7
M5	8.3	11.1	4.4	8.35	0.8
M6	9.6	12.7	5.7	9.65	1
M8	13	15.9	6.4	13.1	1.25
M10	15.4	19.1	7.6	15.5	1.5

12480 Kulatá nýtovací matice **F01X**

Závit Metrický závit
Materiál Ocel
Povrchová úprava Pozinkované

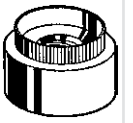

d_1 - p	✉	Kód výrobku	d_1 - p	✉	Kód výrobku	d_1 - p	✉	Kód výrobku
M3-1,0MM	250	12480.030.010	M4-3,0MM	250	12480.040.030	M6-2,5MM	250	12480.060.025
M3-1,5MM	250	12480.030.015	M5-1,0MM	250	12480.050.010	M6-3,0MM	250	12480.060.030
M3-1,8MM	250	12480.030.018	M5-1,5MM	250	12480.050.015	M6-4,0MM	250	12480.060.040
M3-2,5MM	250	12480.030.025	M5-2,0MM	250	12480.050.020	M8-1,5MM	250	12480.080.015
M4-1,0MM	250	12480.040.010	M5-2,5MM	250	12480.050.025	M8-2,0MM	250	12480.080.020
M4-1,5MM	250	12480.040.015	M5-3,0MM	250	12480.050.030	M8-2,5MM	250	12480.080.025
M4-2,0MM	250	12480.040.020	M6-1,5MM	250	12480.060.015	M8-3,0MM	250	12480.080.030
M4-2,5MM	250	12480.040.025	M6-2,0MM	250	12480.060.020	M10-3,0MM	100	12480.100.030

- p = tloušťka materiálu = rozsah sevření.

Šestihranná kloboučková matice vysoká

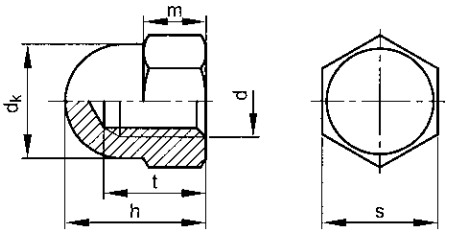

DIN **1587 (1987)**
NEN 1618

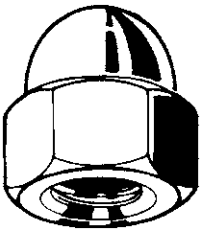

3

Technické údaje

d	d_k (max.)	h	m (max.)	P	s	t
M3 (≠DIN)	5	6.5	2.5	0.5	5.5	4.5
M4	6.5	8	3.2	0.7	7	5.5
M5	7.5	10	4	0.8	8	7.5
M6	9.5	12	5	1	10	8
M7 (≠DIN)	9.5	12	5	1	10	8
M8	12.5	15	6.5	1.25	13	11
M10	16	18	8	1.5	17	13
M12	18	22	10	1.75	19	16
M14	21	25	11	2	22	18
M16	23	28	13	2	24	21
M18	26	32	15	2.5	27	25
M20	28	34	16	2.5	30	26
M22	31	39	18	2.5	32	29
M24	34	42	19	3	36	31
M27 (≠DIN)	40	47	20	3	41	35
M30 (≠DIN)	42	52	24	3.5	46	38

Skupiny produktů

Závit	Typ drážky	Materiál	Třída	Povrchová úprava		Barva	Kód	Strana
M	S vnějším šestihranem	Oc	|6|				16500	3-96
M	S vnějším šestihranem	Oc	|6|	Zn			16510	3-96
M	S vnějším šestihranem	Oc	|6|	Zn čern.			16516	3-97
M	S vnějším šestihranem	NO A1	50				51400	3-97
M	S vnějším šestihranem	NO A4	50				55400	3-97
M	S vnějším šestihranem	NO A4	50		soustružený		55402	3-97
M	S vnějším šestihranem	Br Cu3					47340	3-97
M	S vnějším šestihranem	Br Cu3		Ni.			47360	3-98
M	S vnějším šestihranem	Plast PA	PA 6.6			Bílá	56250	3-98

16500 Šestihranná kloboučková matice vysoká F01H

Závit Metrický závit
Materiál Ocel
Třída |6|

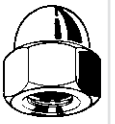

d	✉	Kód výrobku	d	✉	Kód výrobku	d	✉	Kód výrobku
M6	250	16500.060.001	M16	50	16500.160.001	M24	10	16500.240.001
M8	250	16500.080.001	M18	50	16500.180.001	M27	10	16500.270.001
M10	200	16500.100.001	M20	25	16500.200.001	M30	10	16500.300.001
M12	100	16500.120.001						

16510 Šestihranná kloboučková matice vysoká F01H

Závit Metrický závit
Materiál Ocel
Třída |6|
Povrchová úprava Pozinkované

d	✉	Kód výrobku	d	✉	Kód výrobku	d	✉	Kód výrobku
M3	250	16510.030.001	M10	200	16510.100.001	M18	25	16510.180.001
M4	250	16510.040.001	M12	100	16510.120.001	M20	25	16510.200.001
M5	250	16510.050.001	M14	50	16510.140.001	M22	10	16510.220.001
M6	250	16510.060.001	M16	50	16510.160.001	M24	10	16510.240.001
M8	250	16510.080.001						

16516 Šestihranná kloboučková matice vysoká F01H

Závit Metrický závit
Materiál Ocel
Třída |6|
Povrchová úprava Pozinkované černě pasivované

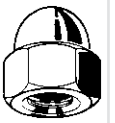

d	✉	Kód výrobku	d	✉	Kód výrobku	d	✉	Kód výrobku
M5	250	16516.050.001	M6	250	16516.060.001	M8	250	16516.080.001

51400 Šestihranná kloboučková matice vysoká R09A

Závit Metrický závit
Materiál Nerezocel A1
Třída 50

RoHS

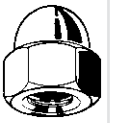

d	✉	Kód výrobku	d	✉	Kód výrobku	d	✉	Kód výrobku
M3	100	51400.030.001	M10	50	51400.100.001	M22	5	51400.220.001
M4	100	51400.040.001	M12	25	51400.120.001	M24	5	51400.240.001
M5	100	51400.050.001	M14	10	51400.140.001	M27	3	51400.270.001
M6	100	51400.060.001	M16	10	51400.160.001	M30	1	51400.300.001
M7*	200	51400.070.001	M18	10	51400.180.001			
M8	50	51400.080.001	M20	5	51400.200.001			

- V závislosti na dostupnosti lze dodat A1 i A2.

55400 Šestihranná kloboučková matice vysoká R49A

Závit Metrický závit
Materiál Nerezocel A4
Třída 50

RoHS

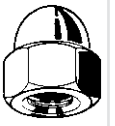

d	✉	Kód výrobku	d	✉	Kód výrobku	d	✉	Kód výrobku
M3	100	55400.030.001	M10	50	55400.100.001	M20	5	55400.200.001
M4	100	55400.040.001	M12	25	55400.120.001	M22	5	55400.220.001
M5	100	55400.050.001	M14	10	55400.140.001	M24	5	55400.240.001
M6	100	55400.060.001	M16	10	55400.160.001	M27	3	55400.270.001
M8	50	55400.080.001	M18	10	55400.180.001	M30	1	55400.300.001

55402 Hexagon domed cap nut turned R49A

Závit Metrický závit
Materiál Nerezocel A4
Třída 50

RoHS

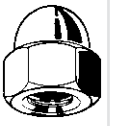

d	✉	Kód výrobku	d	✉	Kód výrobku	d	✉	Kód výrobku
M5*	100	55402.050.001	M18*	25	55402.180.001	M24*	10	55402.240.001
M6*	100	55402.060.001						

47340 Šestihranná kloboučková matice vysoká M11C

Závit Metrický závit
Materiál Mosaz Cu3

RoHS

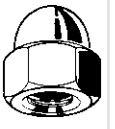

d	✉	Kód výrobku	d	✉	Kód výrobku	d	✉	Kód výrobku
M3	500	47340.030.001	M8	100	47340.080.001	M16	10	47340.160.001
M4	200	47340.040.001	M10	50	47340.100.001	M20	10	47340.200.001
M5	200	47340.050.001	M12	25	47340.120.001	M24	5	47340.240.001
M6	200	47340.060.001	M14	25	47340.140.001			

47360 Šestihranná kloboučková matice vysoká — M11C

Závit	Metrický závit
Materiál	Mosaz Cu3
Povrchová úprava	Poniklované

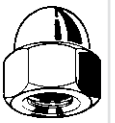

d	✉	Kód výrobku	d	✉	Kód výrobku	d	✉	Kód výrobku
M3	500	47360.030.001	M6	200	47360.060.001	M12	25	47360.120.001
M4	200	47360.040.001	M8	100	47360.080.001	M16	10	47360.160.001
M5	200	47360.050.001	M10	50	47360.100.001	M20	10	47360.200.001

56250 Šestihranná klenutá uzavřená matice vysoká plast — W02A

Závit	Metrický závit	**DIN**	**≈1587 (1987)**
Materiál	Plast Polyamid (nylon)	NEN	≈1618
Třída	PA 6.6	NF	≈E27-453
Barva	Bílá		

d	✉	Kód výrobku	d	✉	Kód výrobku	d	✉	Kód výrobku
M3	100	56250.030.001	M5	100	56250.050.001	M8	50	56250.080.001
M4	100	56250.040.001	M6	100	56250.060.001	M10	50	56250.100.001

Šestihranná kloboučková matice BSW

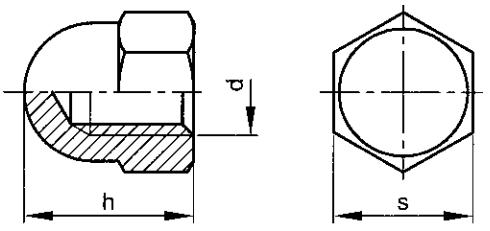

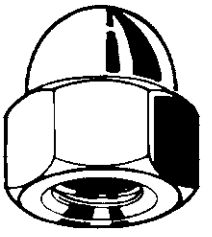

Technické údaje

d	h	s	Závitů na palec	d	h	s	Závitů na palec
1/4	12	11	20	5/8	32	27	11
5/16	15	13	18	3/4	39	32	10
1/2	25	22	12	7/8	42	36	9

- Whitworthův závit (BSW/BSF) není mezinárodně doporučen.
- Doporučujeme použít metrický (M/MF) nebo sjednocený (UNC/UNF) závit.

16540 Šestihranná kloboučková matice BSW — X08A

Závit	British Standard Whitworth
Materiál	Ocel
Třída	6

d	✉	Kód výrobku	d	✉	Kód výrobku	d	✉	Kód výrobku
1/4	200	16540.063.001	1/2	25	16540.127.001	3/4	10	16540.191.001
5/16	100	16540.079.001	5/8	10	16540.158.001	7/8	10	16540.222.001

Šestihranná kloboučková matice s navařenou čepičkou ≈ DIN 1587

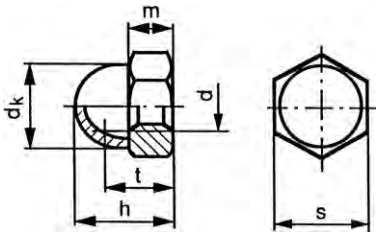

Technické údaje

d	d_k (max.)	h	m (max.)	P	s	t
M3	5	6.5	2.5	0.5	5.5	3
M4	6.5	6.5	3.2	0.7	7	4
M5	7.5	10	4	0.8	8	8
M6	9.5	12	5	1	10	10
M8	12.5	15	6.5	1.25	13	13
M10	16	18	8	1.5	16	15
M12	18	22	10	1.75	18	19
M16	23	28	13	2	24	26
M20	28	34	16	2.5	30	31

16300 **Šestihranná kloboučková matice vysoká s navařenou čepičkou** **F01H**

Závit Metrický závit
Materiál Ocel
Třída |6|
Povrchová úprava Pochromované

RoHS

d	✉	Kód výrobku	d	✉	Kód výrobku	d	✉	Kód výrobku
M3	250	16300.030.001	M6	200	16300.060.001	M12	50	16300.120.001
M4	200	16300.040.001	M8	200	16300.080.001	M16	25	16300.160.001
M5	200	16300.050.001	M10	100	16300.100.001	M20	10	16300.200.001

Šestihranná uzavřená matice nízká

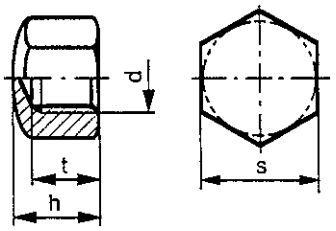

DIN **917**
ISO 1617

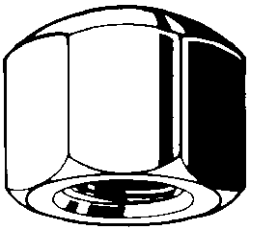

3

Technické údaje

d	h	P	s	t (min.)
M3 (≠DIN)	4.5	0.5	5.5	3.5
M4	5.5	0.7	7	4.16
M5	7	0.8	8	4.96
M6	9	1	10	6.71
M8	12	1.25	13	9.21
M10	14	1.5	16	10.65
M12	16	1.75	18	13.15
M14	18	2	21	14.65
M16	20	2	24	16.65
M18	22	2.5	27	18.58
M20	25	2.5	30	20.58
M22	28	2.5	34	21.58
M24	30	3	36	23.58
M27	32	3	41	25.58
M30	34	3.5	46	27.58

Skupiny produktů

Závit	Typ drážky	Materiál	Třída	Povrchová úprava	Kód	Strana
M	S vnějším šestihranem	Oc	|6|	Zn	16410	3-100
M	S vnějším šestihranem	NO A1	50		51380	3-100
M	S vnějším šestihranem	NO A4	50		55380	3-101
M	S vnějším šestihranem	Br Cu3			47300	3-101

16410 Šestihranná uzavřená matice nízká — F01H

Závit Metrický závit
Materiál Ocel
Třída |6|
Povrchová úprava Pozinkované

RoHS

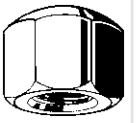

d	✉	Kód výrobku	d	✉	Kód výrobku	d	✉	Kód výrobku
M4	250	16410.040.001	M8	250	16410.080.001	M16	50	16410.160.001
M5	250	16410.050.001	M10	200	16410.100.001	M20	25	16410.200.001
M6	250	16410.060.001	M12	100	16410.120.001	M24	10	16410.240.001

51380 Šestihranná uzavřená matice nízká — R09A

Závit Metrický závit
Materiál Nerezocel A1
Třída 50

RoHS

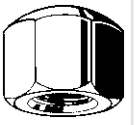

d	✉	Kód výrobku	d	✉	Kód výrobku	d	✉	Kód výrobku
M3	200	51380.030.001	M10	50	51380.100.001	M20	5	51380.200.001
M4	100	51380.040.001	M12	25	51380.120.001	M22*	25	51380.220.001
M5	100	51380.050.001	M14*	50	51380.140.001	M24*	10	51380.240.001
M6	100	51380.060.001	M16	10	51380.160.001	M27*	10	51380.270.001
M8	50	51380.080.001	M18*	50	51380.180.001	M30*	10	51380.300.001

- V závislosti na dostupnosti A1 může být dodáván, stejně jako A2.

55380 **Šestihranná uzavřená matice nízká** **R49A**

Závit Metrický závit
Materiál Nerezocel A4
Třída 50

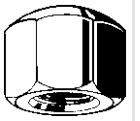

d	✉	Kód výrobku	d	✉	Kód výrobku	d	✉	Kód výrobku
M4	100	55380.040.001	M10	50	55380.100.001	M20	5	55380.200.001
M5	100	55380.050.001	M12	25	55380.120.001	M24	5	55380.240.001
M6	100	55380.060.001	M14*	50	55380.140.001	M27	1	55380.270.001
M8	50	55380.080.001	M16	10	55380.160.001	M30*	10	55380.300.001

3

47300 **Šestihranná uzavřená matice nízká** **M11C**

Závit Metrický závit
Materiál Mosaz Cu3

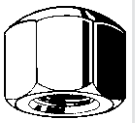

d	✉	Kód výrobku	d	✉	Kód výrobku	d	✉	Kód výrobku
M3	200	47300.030.001	M8	100	47300.080.001	M14	25	47300.140.001
M4	200	47300.040.001	M10	50	47300.100.001	M16	10	47300.160.001
M5	200	47300.050.001	M12	25	47300.120.001	M20	10	47300.200.001
M6	200	47300.060.001						

Samosvorná šestihranná kloboučková matice s nekovovou vložkou

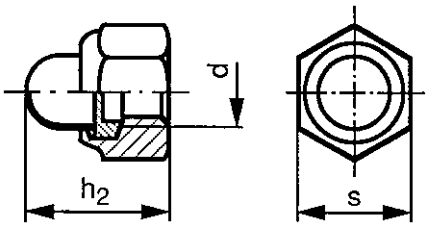

DIN 986



Technické údaje

d	h_2	P	s	d	h_2	P	s
M4	9.6	0.7	7	**M10**	18.1	1.5	16
M5	10.5	0.8	8	**M12**	22.5	1.75	18
M6	12	1	10	**M16**	27.5	2	24
M8	14	1.25	13	**M20**	35	2.5	30

Skupiny produktů

Závit	Typ drážky	Materiál	Třída	Povrchová úprava	Kód	Strana
M	S vnějším šestihranem	Oc	≥|6|	Zn	16450	3-101
M	S vnějším šestihranem	NO A2			51405	3-102

16450 **Samosvorná šestihranná kloboučková matice s nekovovou vložkou** **F01H**

Závit Metrický závit
Materiál Ocel
Třída ≥|6|
Povrchová úprava Pozinkované

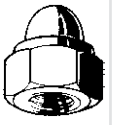

d	✉	Kód výrobku	d	✉	Kód výrobku	d	✉	Kód výrobku
M4	250	16450.040.001	M8	200	16450.080.001	M16	50	16450.160.001
M5	200	16450.050.001	M10	200	16450.100.001	M20	25	16450.200.001
M6	200	16450.060.001	M12	100	16450.120.001			

51405 **Samosvorná šestihranná kloboučková matice s nekovovou vložkou** **R09A**

Závit Metrický závit
Materiál Nerezocel A2

d	✉	Kód výrobku	d	✉	Kód výrobku	d	✉	Kód výrobku
M4	100	51405.040.001	M8	50	51405.080.001	M12	25	51405.120.001
M5	100	51405.050.001	M10	50	51405.100.001	M16*	50	51405.160.001
M6	100	51405.060.001						

Křídlová matice lehká (americký typ)

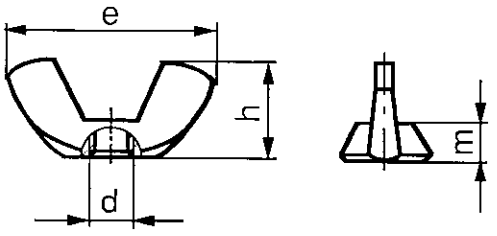

ASME **≈B18.17**

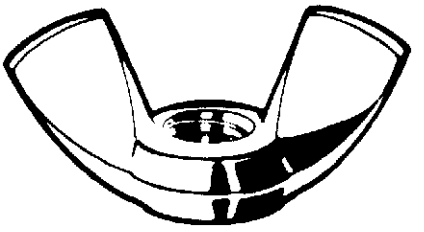

Technické údaje

d	e ≈	h ≈	m ≈	P
M3	18.5	8.8	3	0.5
M4	18.5	8.8	3	0.7
M5	22	10.5	4	0.8
M6	26.8	12.9	4.9	1
M8	30.3	14.8	5.4	1.25
M10	35.3	17.3	6.3	1.5
M12	47.5	22.5	7.9	1.75
M14	65	30.8	10.6	2
M16	65	30.8	10.6	2
M20	66.5	31.2	12.2	2.5

Skupiny produktů

Závit	Typ drážky	Materiál	Třída	Povrchová úprava	Kód	Strana
M	Křídlatý	Oc	04	Zn	16250	3-102
M	Křídlatý	NO A2			51810	3-102
M	Křídlatý	NO A4			55810	3-103

16250 **Křídlová matice lehká (americký typ)** **F01X**

Závit Metrický závit
Materiál Ocel
Třída 04
Povrchová úprava Pozinkované

d	✉	Kód výrobku	d	✉	Kód výrobku	d	✉	Kód výrobku
M3	250	16250.030.001	M6	250	16250.060.001	M12	50	16250.120.001
M4	250	16250.040.001	M8	100	16250.080.001	M16	25	16250.160.001
M5	250	16250.050.001	M10	100	16250.100.001	M20	10	16250.200.001

51810 **Křídlová matice lehká (americký typ)** **R09A**

Závit Metrický závit
Materiál Nerezocel A2

d	✉	Kód výrobku	d	✉	Kód výrobku	d	✉	Kód výrobku
M3	100	51810.030.001	M8	50	51810.080.001	M14	5	51810.140.001
M4	100	51810.040.001	M10	25	51810.100.001	M16	5	51810.160.001
M5	100	51810.050.001	M12	10	51810.120.001	M20	3	51810.200.001
M6	50	51810.060.001						

55810	Křídlová matice lehká (americký typ)	R49A

Závit Metrický závit
Materiál Nerezocel A4

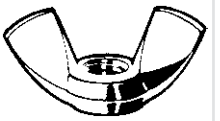

d	✉	Kód výrobku	d	✉	Kód výrobku	d	✉	Kód výrobku
M3	100	55810.030.001	M6	50	55810.060.001	M12	10	55810.120.001
M4	100	55810.040.001	M8	50	55810.080.001	M14*	50	55810.140.001
M5	100	55810.050.001	M10	25	55810.100.001	M16	5	55810.160.001

Křídlová matice se zaoblenými křídly

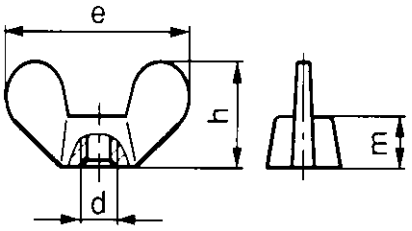

DIN **315**
NEN 1625



Technické údaje

d	e (max.)	h (max.)	m (min.)	P
M3 (≠DIN)	17.6	8.6	2.9	0.5
M4	20	10.5	3.2	0.7
M5	26	13	4	0.8
M6	33	17	5	1
M8	39	20	6.5	1.25
M10	51	25	8	1.5
M12	65	33.5	10	1.75
M14 (≠DIN)	65	33.5	11.2	2
M16	73	37.5	13	2
M20	90	46.5	16	2.5
M24	110	56.5	20	3

Skupiny produktů

Závit	Typ drážky	Materiál	Povrchová úprava	Kód	Strana
M	Křídlatý	CI		16260	3-103
M	Křídlatý	CI	Zn	16270	3-103
M	Křídlatý	NO A2		51800	3-104
M	Křídlatý	NO A4		55800	3-104
M	Křídlatý	Br		47550	3-104
M	Křídlatý	Br	Ni.	47560	3-104

16260	Křídlová matice se zaoblenými křídly	F01X

Závit Metrický závit
Materiál Litina

d	✉	Kód výrobku	d	✉	Kód výrobku	d	✉	Kód výrobku
M6	200	16260.060.001	M10	100	16260.100.001	M12	50	16260.120.001
M8	100	16260.080.001						

16270	Křídlová matice se zaoblenými křídly	F01X

Závit Metrický závit
Materiál Litina
Povrchová úprava Pozinkované

d	✉	Kód výrobku	d	✉	Kód výrobku	d	✉	Kód výrobku
M4	250	16270.040.001	M8	100	16270.080.001	M12	50	16270.120.001
M5	250	16270.050.001	M10	100	16270.100.001	M14	50	16270.140.001
M6	200	16270.060.001						

16270 Křídlová matice se zaoblenými křídly

d	✉	Kód výrobku	d	✉	Kód výrobku	d	✉	Kód výrobku
M16	20	16270.160.001	M20	10	16270.200.001	M24	5	16270.240.001

51800 Křídlová matice se zaoblenými křídly — Q01A

Závit Metrický závit
Materiál Nerezocel A2

d	✉	Kód výrobku	d	✉	Kód výrobku	d	✉	Kód výrobku
M4*	50	51800.040.001	M8	25	51800.080.001	M14*	10	51800.140.001
M5*	50	51800.050.001	M10	25	51800.100.001	M16*	10	51800.160.001
M6	50	51800.060.001	M12	25	51800.120.001			

55800 Křídlová matice se zaoblenými křídly — Q41A

Závit Metrický závit
Materiál Nerezocel A4

d	✉	Kód výrobku	d	✉	Kód výrobku	d	✉	Kód výrobku
M4*	50	55800.040.001	M8*	50	55800.080.001	M14*	10	55800.140.001
M5*	50	55800.050.001	M10*	50	55800.100.001	M16*	10	55800.160.001
M6*	50	55800.060.001	M12*	25	55800.120.001			

47550 Křídlová matice se zaoblenými křídly — M11D

Závit Metrický závit
Materiál Mosaz

d	✉	Kód výrobku	d	✉	Kód výrobku	d	✉	Kód výrobku
M3	250	47550.030.001	M8	100	47550.080.001	M16	20	47550.160.001
M4	250	47550.040.001	M10	100	47550.100.001	M20	10	47550.200.001
M5	250	47550.050.001	M12	50	47550.120.001	M24	5	47550.240.001
M6	200	47550.060.001	M14	50	47550.140.001			

47560 Křídlová matice se zaoblenými křídly — M11D

Závit Metrický závit
Materiál Mosaz
Povrchová úprava Poniklované

d	✉	Kód výrobku	d	✉	Kód výrobku	d	✉	Kód výrobku
M4	250	47560.040.001	M8	100	47560.080.001	M12	50	47560.120.001
M5	250	47560.050.001	M10	100	47560.100.001	M16	20	47560.160.001
M6	200	47560.060.001						

Křídlová matice BSW

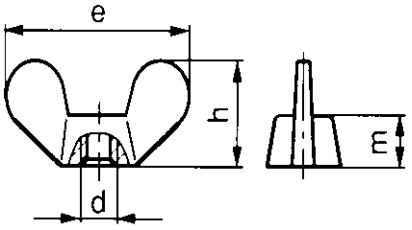

DIN **≈313 (1956)**
NEN ≈2324 (1960)



Technické údaje

d	e	h	m	Závitů na palec
1/8 (≠DIN)	17.6	8.6	2.9	40
5/32 (≠DIN)	20	10.5	3.2	32
3/16 (≠DIN)	26	13	4	24
1/4	33	17	5	20
5/16	39	20	6.5	18
3/8	51	25	8	16
1/2	65	33.5	10	12
5/8	73	37.5	13	11

- Whitworthův závit (BSW/BSF) není mezinárodně doporučen. Doporučujeme použít metrický (M/MF) nebo sjednocený (UNC/UNF) závit.
- V závislosti na dostupnosti se mohou rozměry lišit.
- Křídlové matice 1/8" jsou lehkého amerického typu.

Skupiny produktů

Závit	Typ drážky	Materiál	Kód	Strana
BSW	Křídlatý	CI	16280	3-105
BSW	Křídlatý	Br Cu2	47570	3-105

16280 Křídlová matice BSW — X08A

Závit British Standard Whitworth
Materiál Litina

d	✉	Kód výrobku	d	✉	Kód výrobku	d	✉	Kód výrobku
1/8	250	16280.031.001	1/4	200	16280.063.001	1/2	50	16280.127.001
5/32	250	16280.039.001	5/16	100	16280.079.001	5/8	20	16280.158.001
3/16	250	16280.047.001	3/8	100	16280.096.001			

47570 Křídlová matice BSW — X08A

Závit British Standard Whitworth
Materiál Mosaz Cu2

d	✉	Kód výrobku	d	✉	Kód výrobku	d	✉	Kód výrobku
5/32	250	47570.039.001	1/4	200	47570.063.001	3/8	100	47570.096.001
3/16	250	47570.047.001	5/16	100	47570.079.001			

Sklopná matice

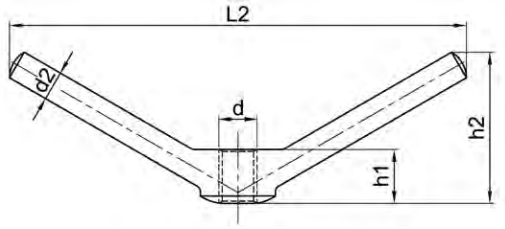

DIN 80701

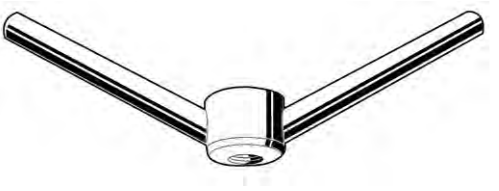

3

Technické údaje

d (h11)	d_2	h_1	h_2	L_2	P
M16	16	25	75	240	2
M20	16	25	75	240	2.5
M24	16	25	75	240	3

55792 Sklopná matice **R49A**

Závit Metrický závit
Materiál Nerezocel A4
Třída 50

d	✉	Kód výrobku	d	✉	Kód výrobku	d	✉	Kód výrobku
M16*	5	55792.160.001	M20*	5	55792.200.001	M24*	5	55792.240.001

Křídlová matice

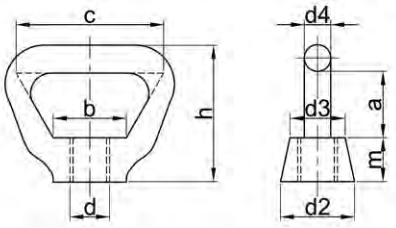

DIN 80704

Technické údaje

a	a	b	c	d_2	d_3	d_4	h	m	P
M6	15	14	25	14	11.5	5	28	8	1.00
M8	20	18	32	18	15	6.5	36	10	1.25
M10	25	23	42	23	19	8	50	10	1.50
M12	27	27	48	24	20	10	52	15	1.75
M16	29	32	56	30	24	12	59	18	2.00
M20	32	36	64	36	28	13	66	21	2.50
M24	36	45	75	45	36	14	75	25	3.00

55793 Křídlová matice **R49A**

Závit Metrický závit
Materiál Nerezocel A4
Třída 50

d	✉	Kód výrobku	d	✉	Kód výrobku	d	✉	Kód výrobku
M6*	10	55793.060.001	M12*	5	55793.120.001	M20*	5	55793.200.001
M8*	10	55793.080.001	M16*	5	55793.160.001	M24*	5	55793.240.001
M10*	10	55793.100.001						

Křídlová matice s nákružkem

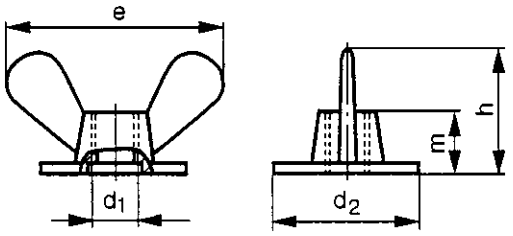



Technické údaje

d_1	d_2	e	h	m	P
M5	24	35	24	14	0.8
M6	24	35	24	14	1
M8	24	35	24	14	1.25

56290 **Křídlová matice s nákružkem plast** **W02A**

Závit	Metrický závit
Materiál	Plast Polyamid (nylon)
Třída	PA 6.6
Barva	Bílá

d_1	✉	Kód výrobku	d_1	✉	Kód výrobku	d_1	✉	Kód výrobku
M5	100	56290.050.001	M6	50	56290.060.001	M8	50	56290.080.001

Křídlová matice plastová

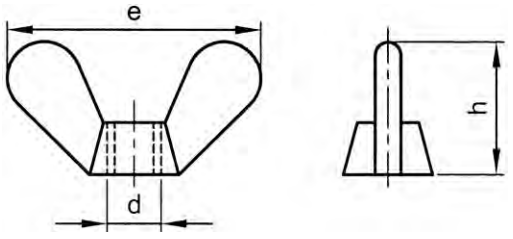

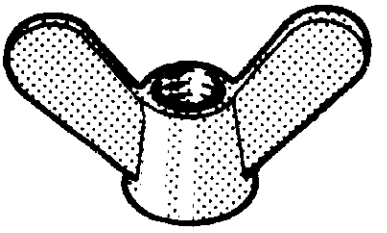

Technické údaje

d	e	h	m	P
M4	35	22	6	0.7
M5	35	22	6	0.8
M6	35	22	6	1
M8	35	22	14	1.25
M10	41	25	17	1.5

56280 **Křídlová matice plast** **W02A**

Závit	Metrický závit
Materiál	Plast Polyamid (nylon)
Třída	PA 6.6
Barva	Bílá

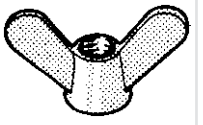

d	✉	Kód výrobku	d	✉	Kód výrobku	d	✉	Kód výrobku
M4	100	56280.040.001	M6	50	56280.060.001	M10	25	56280.100.001
M5	100	56280.050.001	M8	50	56280.080.001			

Šestihranná navařovací matice

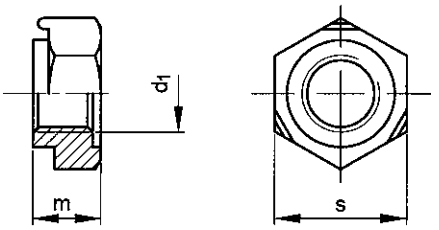

DIN 929

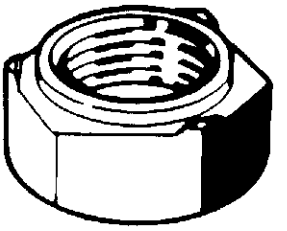

3

Technické údaje

d_1	m (h14)	Otvor ø (H11)	P	s (h13)
M3	3	4.5	0.5	7.5
M4	3.5	6	0.7	9
M5	4	7	0.8	10
M6	5	8	1	11
M8	6.5	10.5	1.25	14
M10	8	12.5	1.5	17
M12	10	14.8	1.75	19
M14	11	16.8	2	22
M16	13	18.8	2	24

Skupiny produktů

Závit	Typ drážky	Materiál	Kód	Strana
M	S vnějším šestihranem	Oc Max. 0,25%C	14020	3-108
M	S vnějším šestihranem	NO A2	51180	3-108
M	S vnějším šestihranem	NO A4	55180	3-108

14020 Šestihranná navařovací matice F01F

Závit Metrický závit
Materiál Ocel Max. 0,25%C

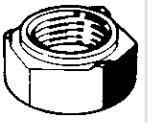

d_1	✉	Kód výrobku	d_1	✉	Kód výrobku	d_1	✉	Kód výrobku
M3	1000	14020.030.001	M6	1000	14020.060.001	M12	100	14020.120.001
M4	1000	14020.040.001	M8	1000	14020.080.001	M14	100	14020.140.001
M5	1000	14020.050.001	M10	500	14020.100.001	M16	100	14020.160.001

- Tato navařovací matice může být použita se šrouby třídy< 8.8.

51180 Šestihranná navařovací matice R09A

Závit Metrický závit
Materiál Nerezocel A2

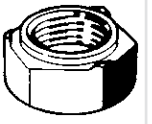

d_1	✉	Kód výrobku	d_1	✉	Kód výrobku	d_1	✉	Kód výrobku
M3	100	51180.030.001	M6	100	51180.060.001	M12	25	51180.120.001
M4	100	51180.040.001	M8	50	51180.080.001	M16	25	51180.160.001
M5	100	51180.050.001	M10	50	51180.100.001			

55180 Šestihranná navařovací matice R49A

Závit Metrický závit
Materiál Nerezocel A4

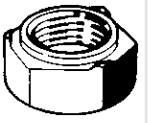

d_1	✉	Kód výrobku	d_1	✉	Kód výrobku	d_1	✉	Kód výrobku
M3	100	55180.030.001	M6	100	55180.060.001	M12	25	55180.120.001
M4	100	55180.040.001	M8	50	55180.080.001	M16	25	55180.160.001
M5	100	55180.050.001	M10	50	55180.100.001			

Navařovací matice s hladkou přírubou

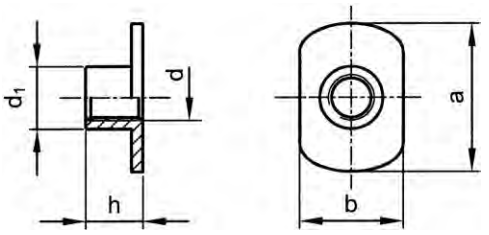

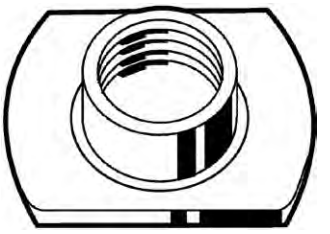

Technické údaje

d x a	a	b	d_1	h	P
M3X17	17	9	4.6	5	0.5
M4X17	17	9	5	6	0.7
M5X19	19	11	6.4	7.5	0.8
M6X19	19	14	7.7	8.5	1
M6X22	22	14	7.7	8.5	1
M8X22	22	18	10.1	10	1.25
M8X26	26	18	10.1	10	1.25
M10X26	26	18	11.9	10.5	1.5

Skupiny produktů

Závit	Materiál	Kód	Strana
M	Oc	14230	3-109
M	NO A2	51182	3-109

14230 **Navařovací matice s hladkou přírubou** **F01F**

Závit Metrický závit
Materiál Ocel

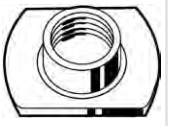

d x a	✉	Kód výrobku	d x a	✉	Kód výrobku	d x a	✉	Kód výrobku
M4X17	1000	14230.040.001	M6X22	1000	14230.060.001	M10X26	500	14230.100.001
M5X19	1000	14230.050.001	M8X26	1000	14230.080.001			

51182 **Navařovací matice s hladkou přírubou** **R09A**

Závit Metrický závit
Materiál Nerezocel A2

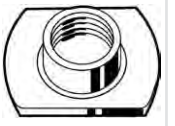

d x a	✉	Kód výrobku	d x a	✉	Kód výrobku	d x a	✉	Kód výrobku
M3X17*	100	51182.030.017	M6X19*	100	51182.060.019	M8X26*	100	51182.080.026
M4X17*	100	51182.040.017	M6X22*	100	51182.060.022	M10X26*	100	51182.100.026
M5X19*	100	51182.050.019	M8X22*	100	51182.080.022			

Matice k bodovému navařování

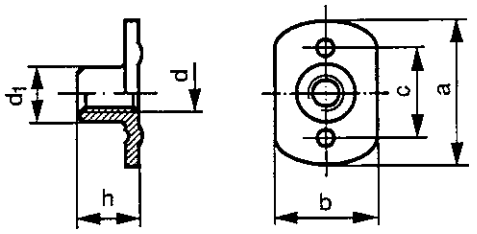

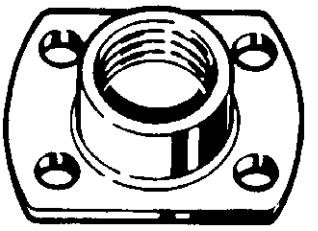

3

Technické údaje

d x d_1	a	b	c	h	P	Počet přivařovacích bodů
M4X4.9	17	9	12	6	0.7	2
M4X5	17	9	12	6	0.7	2
M5X6.1	19	11	13	7.5	0.8	2
M5X6.4	19	11	14	7.5	0.8	2
M6X7.5	22	14	14	8.5	1	4
M6X7.7	22	14	16	8.5	1	2
M8X9.7	26	18	16	11	1.25	4
M8X10.1	26	18	16	10	1.25	4
M10X11.5	26	18	16	10.5	1.5	4
M10X11.9	26	18	16	10.5	1.5	4

Skupiny produktů

Závit	Materiál	Povrchová úprava	Kód	Strana
M	Oc		14200	3-110
M	Oc	Zn	14210	3-110
M	NO A2		51183	3-110

14200 Matice k bodovému navařování — F01F

Závit Metrický závit
Materiál Ocel

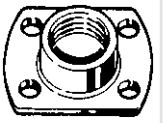

d x d_1	✉	Kód výrobku	d x d_1	✉	Kód výrobku	d x d_1	✉	Kód výrobku
M4X5	1000	14200.040.001	M6X7,7	1000	14200.060.001	M10X11,9	500	14200.100.001
M5X6,4	1000	14200.050.001	M8X10,1	1000	14200.080.001			

14210 Matice k bodovému navařování — F01F

Závit Metrický závit
Materiál Ocel
Povrchová úprava Pozinkované

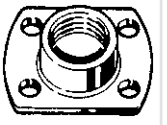

d x d_1	✉	Kód výrobku	d x d_1	✉	Kód výrobku	d x d_1	✉	Kód výrobku
M5x6,4	1000	14210.050.001	M8x10,1	1000	14210.080.001	M10x11,9	500	14210.100.001
M6x7,7	1000	14210.060.001						

51183 Matice k bodovému navařování — R09A

Závit Metrický závit
Materiál Nerezocel A2

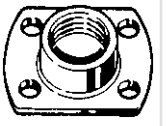

d x d_1	✉	Kód výrobku	d x d_1	✉	Kód výrobku	d x d_1	✉	Kód výrobku
M4x4,9	250	51183.040.001	M6x7,5	250	51183.060.001	M10x11,5	100	51183.100.001
M5x6,1	250	51183.050.001	M8x9,7	250	51183.080.001			

Čtyřhranná navařovací matice

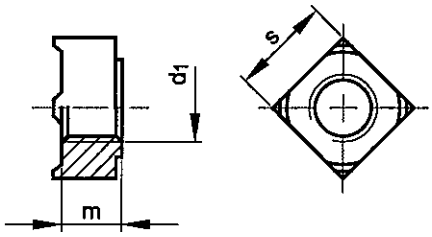

DIN 928

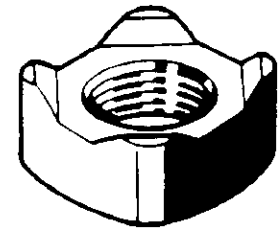

Technické údaje

d_1	m (h14)	Otvor ø (H11)	P	s (h14)
M4	3.5	6	0.7	7
M5	4.2	7	0.8	9
M5 (≠DIN)	4.2	7	0.8	8
M6	5	8	1	10
M8	6.5	10.5	1.25	14
M10	8	12.5	1.5	17
M12	9.5	14.8	1.75	19
M14	11.4	16.8	2	22

Skupiny produktů

Závit	Typ drážky	Materiál	Kód	Strana
M	čtyřhranem	Oc Max. 0,25%C	14000	3-111
M	čtyřhranem	NO A2	51178	3-111
M	čtyřhranem	NO A4	55178	3-112

14000 Čtyřhranná navařovací matice F01F

Závit Metrický závit
Materiál Ocel Max. 0,25%C

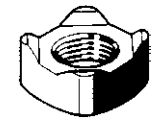

d_1	✉	Kód výrobku	d_1	✉	Kód výrobku	d_1	✉	Kód výrobku
M4	1000	14000.040.001	M8	1000	14000.080.001	M12	100	14000.120.001
M5	1000	14000.050.001	M10	500	14000.100.001	M14	100	14000.140.001
M6	1000	14000.060.001						

- Tyto navařovací matice lze použít se šrouby třídy < 8.8.

51178 Čtyřhranná navařovací matice R09A

Závit Metrický závit
Materiál Nerezocel A2

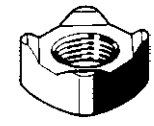

d_1	✉	Kód výrobku	d_1	✉	Kód výrobku	d_1	✉	Kód výrobku
M5	100	51178.050.001	M6	100	51178.060.001	M8	50	51178.080.001

55178 **Čtyřhranná navařovací matice** **R49A**

Závit Metrický závit
Materiál Nerezocel A4

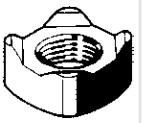

d	✉	Kód výrobku	d	✉	Kód výrobku	d	✉	Kód výrobku
M5*	200	55178.050.001	M6*	200	55178.060.001	M8*	200	55178.080.001

3

Rýhovaná ruční matice vysoká

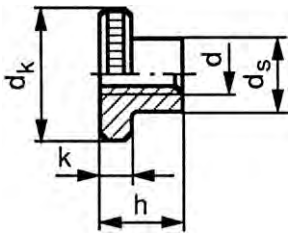

DIN **466**

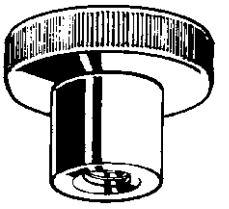

Technické údaje

d	d_k	d_s	h	k	P
M2	9	4.5	5.3	2	0.4
M3	12	6	7.5	2.5	0.5
M4	16	8	9.5	3.5	0.7
M5	20	10	11.5	4	0.8
M6	24	12	15	5	1
M8	30	16	18	6	1.25
M10	36	20	23	8	1.5

Skupiny produktů

Závit	Materiál	Třída	Povrchová úprava	Kód	Strana
M	Oc	|5|	Zn	16680	3-112
M	NO A1	50		51830	3-112
M	Br Cu3			47500	3-113

16680 **Rýhovaná ruční matice vysoká** **F01X**

Závit Metrický závit
Materiál Ocel
Třída \|5\|
Povrchová úprava Pozinkované

d	✉	Kód výrobku	d	✉	Kód výrobku	d	✉	Kód výrobku
M3	100	16680.030.001	M5	50	16680.050.001	M8	25	16680.080.001
M4	50	16680.040.001	M6	25	16680.060.001	M10	10	16680.100.001

51830 **Rýhovaná ruční matice vysoká** **R09A**

Závit Metrický závit
Materiál Nerezocel A1
Třída 50

d	✉	Kód výrobku	d	✉	Kód výrobku	d	✉	Kód výrobku
M2*	100	51830.020.001	M5	25	51830.050.001	M8	10	51830.080.001
M3	50	51830.030.001	M6	10	51830.060.001	M10	5	51830.100.001
M4	25	51830.040.001						

47500 **Rýhovaná ruční matice vysoká** **M11D**

Závit Metrický závit
Materiál Mosaz Cu3

d	✉	Kód výrobku	d	✉	Kód výrobku	d	✉	Kód výrobku
M3	100	47500.030.001	M5	50	47500.050.001	M8	25	47500.080.001
M4	50	47500.040.001	M6	25	47500.060.001	M10	10	47500.100.001

3

Rýhovaná ruční matice nízká

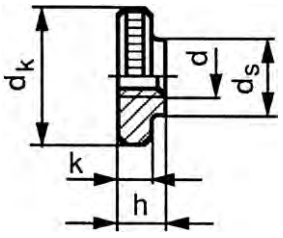

DIN **467**

Technické údaje

d	d_k	d_s	h	k	P
M3	12	6	3	2.5	0.5
M4	16	8	4	3.5	0.7
M5	20	10	5	4	0.8
M6	24	12	6	5	1
M8	30	16	8	6	1.25
M10	36	20	10	8	1.5

Skupiny produktů

Závit	Materiál	Třída	Povrchová úprava	Kód	Strana
M	Oc	|5|	Zn	16690	3-113
M	NO A1	50		51840	3-113
M	Br Cu3			47510	3-114
M	Br Cu3		Ni.	47511	3-114

16690 **Rýhovaná ruční matice nízká** **F01X**

Závit Metrický závit
Materiál Ocel
Třída \|5\|
Povrchová úprava Pozinkované

d	✉	Kód výrobku	d	✉	Kód výrobku	d	✉	Kód výrobku
M3	100	16690.030.001	M5	50	16690.050.001	M8	25	16690.080.001
M4	50	16690.040.001	M6	25	16690.060.001	M10	10	16690.100.001

51840 **Rýhovaná ruční matice nízká** **R09A**

Závit Metrický závit
Materiál Nerezocel A1
Třída 50

d	✉	Kód výrobku	d	✉	Kód výrobku	d	✉	Kód výrobku
M3	50	51840.030.001	M5	25	51840.050.001	M8	10	51840.080.001
M4	25	51840.040.001	M6	10	51840.060.001	M10	5	51840.100.001

47510 Rýhovaná ruční matice nízká — M11D

Závit Metrický závit
Materiál Mosaz Cu3

d	✉	Kód výrobku	d	✉	Kód výrobku	d	✉	Kód výrobku
M3	100	47510.030.001	M5	50	47510.050.001	M8	25	47510.080.001
M4	100	47510.040.001	M6	50	47510.060.001	M10	25	47510.100.001

47511 Rýhovaná ruční matice nízká — M01D

Závit Metrický závit
Materiál Mosaz Cu3
Povrchová úprava Poniklované

d	✉	Kód výrobku	d	✉	Kód výrobku	d	✉	Kód výrobku
M3	100	47511.030.001	M5	50	47511.050.001	M8	25	47511.080.001
M4	100	47511.040.001	M6	50	47511.060.001	M10	25	47511.100.001

Rýhovaná ruční matice

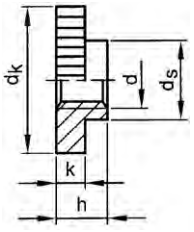

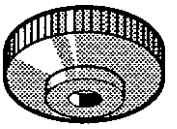

Technické údaje

d	d_k	d_s	h	k	P
M4	16	10	6	4.6	0.7
M5	16	10	6	4.6	0.8
M6	16	10	6	4.6	1

56240 Rýhovaná ruční matice plast — W02A

Závit Metrický závit
Materiál Plast Polyamid (nylon)
Třída PA 6.6
Barva Bílá

d	✉	Kód výrobku	d	✉	Kód výrobku	d	✉	Kód výrobku
M4	100	56240.040.001	M5	100	56240.050.001	M6	50	56240.060.001

Čtyřhranná nízká matice

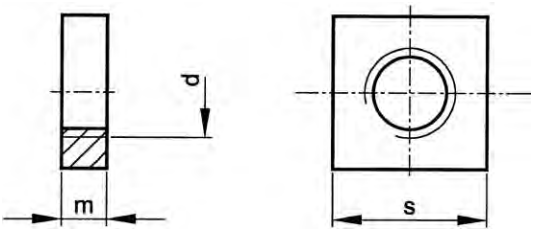

DIN 562

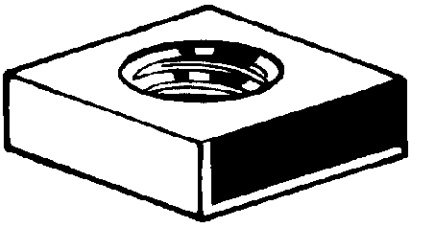

Technické údaje

d	m	P	s
M2	1.2	0.4	4
M2.5	1.6	0.45	5
M3	1.8	0.5	5.5
M4	2.2	0.7	7
M5	2.7	0.8	8
M6	3.2	1	10
M8	4	1.25	13
M10	5	1.5	16

Skupiny produktů

Závit	Typ drážky	Materiál	Třída	Povrchová úprava		Kód	Strana
M	čtyřhranem	Oc	04	Zn		24769	3-115
M	čtyřhranem	Oc	04	Zn	Velké Balení	24770	3-115
M	čtyřhranem	NO A2				51095	3-115
M	čtyřhranem	NO A4				55095	3-116

24769 Čtyřhranná nízká matice F01X

Závit Metrický závit
Materiál Ocel
Třída 04
Povrchová úprava Pozinkované

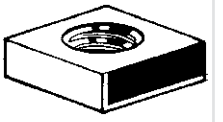

d	✉	Kód výrobku	d	✉	Kód výrobku	d	✉	Kód výrobku
M3	250	24769.030.001	M5	250	24769.050.001	M8	250	24769.080.001
M4	250	24769.040.001	M6	250	24769.060.001	M10	250	24769.100.001

24770 Čtyřhranná nízká matice F01X

Závit Metrický závit
Materiál Ocel
Třída 04
Povrchová úprava Pozinkované

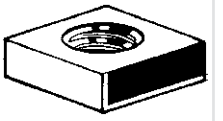

d	✉	Kód výrobku	d	✉	Kód výrobku	d	✉	Kód výrobku
M3	2500	24770.030.001	M5	2500	24770.050.001	M8	1000	24770.080.001
M4	2500	24770.040.001	M6	2500	24770.060.001	M10	500	24770.100.001

51095 Čtyřhranná nízká matice R09A

Závit Metrický závit
Materiál Nerezocel A2

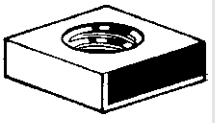

d	✉	Kód výrobku	d	✉	Kód výrobku	d	✉	Kód výrobku
M2*	500	51095.020.001	M4	250	51095.040.001	M8	250	51095.080.001
M2,5*	500	51095.025.001	M5	250	51095.050.001	M10*	100	51095.100.001
M3	250	51095.030.001	M6	250	51095.060.001			

55095 **Čtyřhranná nízká matice** **R49A**

Závit Metrický závit
Materiál Nerezocel A4

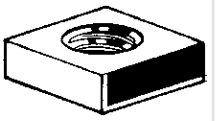

d	✉	Kód výrobku	d	✉	Kód výrobku	d	✉	Kód výrobku
M3	250	55095.030.001	M5	250	55095.050.001	M8	250	55095.080.001
M4	250	55095.040.001	M6	250	55095.060.001	M10*	100	55095.100.001

3

Čtyřhranná matice

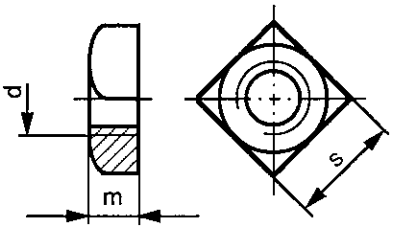

DIN **557**
NF E25-404

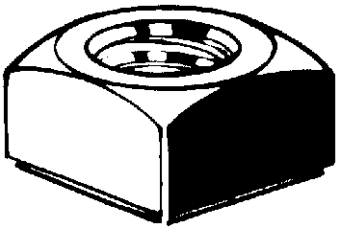

Technické údaje

d	m (h15)	P	s
M4 (≠DIN)	3.2	0.7	7
M5	4	0.8	8
M6	5	1	10
M8	6.5	1.25	13
M10	8	1.5	17
M12	10	1.75	19

Skupiny produktů

Závit	Typ drážky	Materiál	Třída	Povrchová úprava	Kód	Strana
M	čtyřhranem	Oc	≥5		11120	3-116
M	čtyřhranem	Oc	≥5	Zn	11140	3-116
M	čtyřhranem	NO A2			51088	3-117
M	čtyřhranem	NO A4			55088	3-117

11120 **Čtyřhranná matice** **F01A**

Závit Metrický závit
Materiál Ocel
Třída ≥5

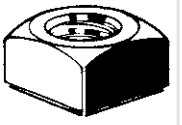

d	✉	Kód výrobku	d	✉	Kód výrobku	d	✉	Kód výrobku
M4	250	11120.040.001	M6	250	11120.060.001	M10	250	11120.100.001
M5	250	11120.050.001	M8	250	11120.080.001	M12	100	11120.120.001

11140 **Čtyřhranná matice** **F01A**

Závit Metrický závit
Materiál Ocel
Třída ≥5
Povrchová úprava Pozinkované

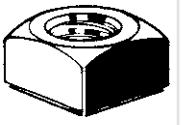

d	✉	Kód výrobku	d	✉	Kód výrobku	d	✉	Kód výrobku
M4	250	11140.040.001	M6	250	11140.060.001	M10	250	11140.100.001
M5	250	11140.050.001	M8	250	11140.080.001	M12	100	11140.120.001

51088	Čtyřhranná matice	R09A

Závit Metrický závit
Materiál Nerezocel A2

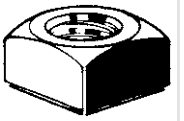

d	✉	Kód výrobku	d	✉	Kód výrobku	d	✉	Kód výrobku
M5	200	51088.050.001	M8*	200	51088.080.001	M12*	100	51088.120.001
M6*	200	51088.060.001	M10*	100	51088.100.001	M16*	100	51088.160.001

3

55088	Čtyřhranná matice	R49A

Závit Metrický závit
Materiál Nerezocel A4

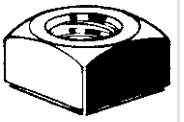

d	✉	Kód výrobku	d	✉	Kód výrobku	d	✉	Kód výrobku
M5	200	55088.050.001	M8	100	55088.080.001	M12*	100	55088.120.001
M6	200	55088.060.001	M10	100	55088.100.001	M16*	100	55088.160.001

Matice s hrotem

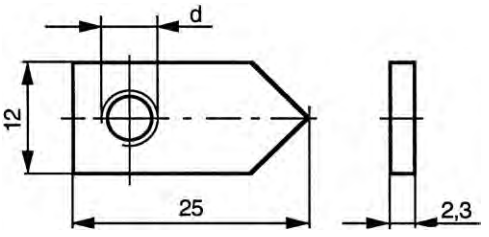

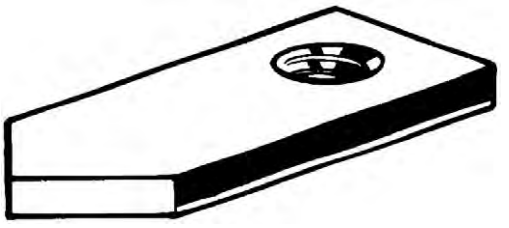

- Použití v kombinaci s vrutem s půlkulatou hlavou a dvojitou drážkou v boxech a skříních.

24700	Matice s hrotem	F01X

Závit Metrický závit
Materiál Ocel
Povrchová úprava Pozinkované

d x P	✉	Kód výrobku
M6X1	1000	24700.060.001

Vsazovací matice typ SMG

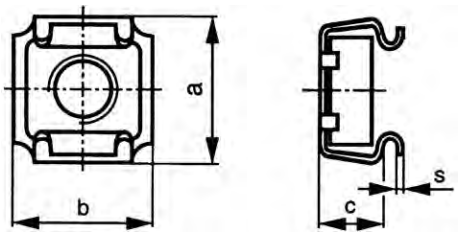



3

Technické údaje

Typ	a	b	c	g (tol. - 0,2mm)	Pro šroub	r	s	Tloušťka materiálu
M4-A	13.5	13.2	6	9.5	M4	0.5	0.5	0.7-1.6
M4-B	13.5	13.2	6	9.5	M4	0.5	0.5	1.7-2.7
M5-A	13.5	13.2	6	9.5	M5	0.5	0.5	0.7-1.6
M5-B	13.5	13.2	6	9.5	M5	0.5	0.5	1.7-2.7
M6-A	13.5	13.2	6	9.5	M6	0.5	0.5	0.7-1.6
M6-B	13.5	13.2	6	9.5	M6	0.5	0.5	1.7-2.7
M6-C	13.5	13.2	4.5	9.5	M6	0.5	0.5	1.7-2.7
M8-A	16.6	16	7.8	12.3	M8	0.5	0.6	1.0-1.7
M8-B	16.6	16	7.8	12.3	M8	0.5	0.6	1.8-3.2
M8-C	16.6	16	5.5	12.3	M8	0.5	0.6	1.8-3.2
M10-A	16.6	16	7.8	12.3	M10	0.5	0.6	1.0-1.7
M10-B	16.6	16	7.8	12.3	M10	0.5	0.6	1.8-3.2
M10-C	16.6	16	5.5	12.3	M10	0.5	0.6	1.8-3.2

Údaje o montáži

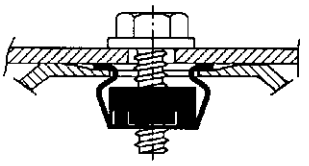

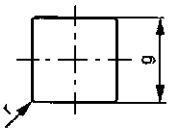

Skupiny produktů

Závit	Materiál	Povrchová úprava	Kód	Strana
M	Pružinová ocel	Zn	72350	3-118
M	NO A2		51128	3-118

72350 Vsazovací matice typ SMG — Y93A

Závit Metrický závit
Materiál Pružinová ocel
Povrchová úprava Pozinkované



Typ	✉	Kód výrobku	Typ	✉	Kód výrobku	Typ	✉	Kód výrobku
M4 TYPE A	25	72350.040.001	M6 TYPE A	25	72350.060.001	M8 TYPE B	25	72350.080.002
M4 TYPE B	25	72350.040.002	M6 TYPE B	25	72350.060.002	M10 TYPE A	25	72350.100.001
M5 TYPE A	25	72350.050.001	M8 TYPE A	25	72350.080.001	M10 TYPE B	25	72350.100.002
M5 TYPE B	25	72350.050.002						

51128 Vsazovací matice typ SMG — R05A

Závit Metrický závit
Materiál Nerezocel A2



d	✉	Kód výrobku	d	✉	Kód výrobku	d	✉	Kód výrobku
M6 TYPE C*	500	51128.060.001	M8 TYPE C*	100	51128.080.001	M10 TYPE C*	100	51128.100.001

Rychlomatice typ SNU

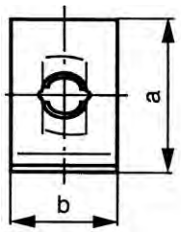



Technické údaje

Typ	a	b	c	Pro šroub	s	Tloušťka materiálu	x (min.)	y (min.)
SNU 1812	11.1	7.9	4.8	ST2.9	0.5	0.7-1.2	8.3	5.5
SNU 1219	16.4	11	6.7	ST3.5	0.6	0.7-1.6	11.4	6.1
SNU 0536	16.5	11	6.7	ST4.2	0.6	0.7-1.6	11.4	7.6
SNU 1561	24.6	11.1	15	ST4.2	0.6	0.7-1.6	11.4	10.7
SNU 0537	19.8	12.7	7.9	ST4.8	0.7	0.9-2.0	12.9	9.4
SNU 1747	12.2	16	5.5	ST4.8	0.7	0.9-1.6	-	-
SNU 0538	26.2	15.1	11.1	ST5.5	0.8	0.9-2.6	15.4	9.9
SNU 5113	27.3	14.3	13.1	ST6.3	0.9	0.8-1.8	14.7	10
SNU-M5	20.4	15	-	M5	0.6	-	-	-
SNU-M6	23.6	16	-	M6	0.8	-	-	-
SNU-M8	27.5	18	-	M8	1	-	-	-

- UPOZORNĚNÍ: Elektrolytické pokovení těchto produktů může způsobit vodíkovou křehkost.

Údaje o montáži

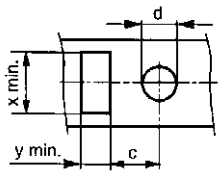



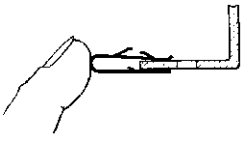

Skupiny produktů

Závit	Materiál	Povrchová úprava	Kód	Strana
M	Pružinová ocel	Zn	72340	3-119
ST	Pružinová ocel	Zn žl	72293	3-119

72340 Rychlomatice typ SNU — Y93A

Závit Metrický závit
Materiál Pružinová ocel
Povrchová úprava Pozinkované

Typ	✉	Kód výrobku	Typ	✉	Kód výrobku	Typ	✉	Kód výrobku
M5	50	72340.050.001	M6	50	72340.060.001	M8	50	72340.080.001

72293 Rychlomatice typ SNU — Y93A

Závit Samořezný závit
Materiál Pružinová ocel
Povrchová úprava Pozinkované žlutě pasivované



Typ	✉	Kód výrobku	Typ	✉	Kód výrobku	Typ	✉	Kód výrobku
2,9MM = No.1812	100	72293.029.001	4,2MM = No.1561	50	72293.042.002	5,5MM = No.0538	50	72293.055.001
3,5MM = No.1219	100	72293.035.001	4,8MM = No.0537	50	72293.048.001	6,3MM = No.5113	50	72293.063.001
4,2MM = No.0536	50	72293.042.001	4,8MM = No.1747	50	72293.048.002			

Kotva do dutých materiálů

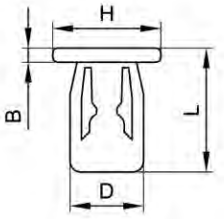

Technické údaje

Typ	4SJN	6SJN	8SJN
B	1.9	1.9	1.9
D	7.8	9.7	11.1
H	11.9	13.5	15.9
L	16.6	18.2	18.6
Otvor ø ≈	8.25	9.95	11.25
Pro jmenovitý rozměr	M4	M5	M6
Tloušťka materiálu (max.)	4.8	4.8	4.8
Tloušťka materiálu (min.)	0.4	0.4	0.4
Utahovací moment v Nm	1.3	2.2	3.4
Výtažná síla v kN	1.4	2.8	4.7

- Montážní pokyny: údaje platné pro 1,5 mm ocelový plát.

Montážní postup

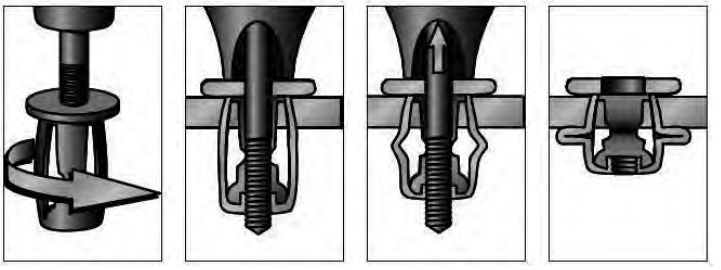

65411 **Kotva do dutých materiálů** **N61B**

Závit Metrický závit
Materiál Ocel
Povrchová úprava Pozinkované

Typ	✉	Kód výrobku	Typ	✉	Kód výrobku	Typ	✉	Kód výrobku
4SJN	100	65411.040.015	6SJN	100	65411.050.017	8SJN	100	65411.060.018

Kulatá matice s drážkou pro hákový klíč

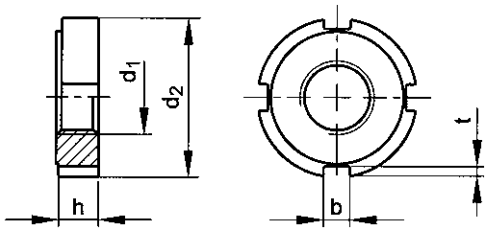

DIN 1804 W

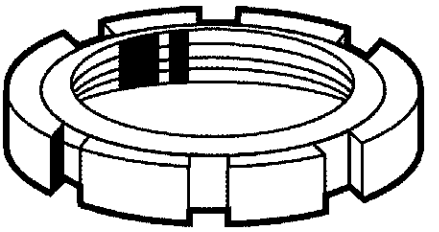

Technické údaje

d_1	b	d_2 (h11)	h (h14)	Počet drážek	t
M10	5	25	6	4	2
M12	5	28	6	4	2
M14	5	30	7	4	2
M16	5	32	7	4	2
M18	6	34	8	4	2.5
M20	6	36	8	4	2.5
M22	6	40	9	4	2.5
M24	6	42	9	4	2.5
M26	7	45	10	4	3
M28	7	50	10	4	3
M30	7	50	10	4	3
M32	7	52	11	4	3
M35	7	55	11	4	3
M38	8	58	11	4	3.5
M40	8	62	12	4	3.5
M42	8	62	12	4	3.5
M45	8	68	12	6	3.5
M48	8	75	13	6	3.5
M50	8	75	13	6	3.5
M55	10	80	13	6	4
M58	10	90	13	6	4
M60	10	90	13	6	4
M62	10	95	14	6	4
M65	10	95	14	6	4
M68	10	100	14	6	4
M70	10	100	14	6	4
M72	10	110	14	6	4
M75	10	110	14	6	4
M80	10	115	16	6	4
M85	10	120	16	6	4
M90	10	130	16	6	4
M95	12	135	16	6	5
M100	12	145	16	6	5

- Kulaté matice s drážkou pro hákový klíč lze použít s podložkami s vnitřním jazýčkem dle DIN 462 a lze je snadno montovat pomocí hákového klíče dle DIN 1810.

Příklad použití / údaje o montáži

podložka s vnitřním nosem
podle DIN 462

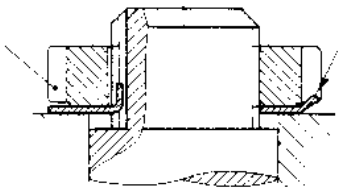

drážkovaná kruhová matice na hákové klíče
podle DIN 1804

11572 **Kulatá matice s drážkou pro hákový klíč** **F01X**

Závit Metrický jemný závit
Materiál Ocel
Třída |5|

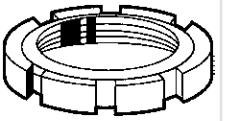

d_1 x P	✉	Kód výrobku	d_1 x P	✉	Kód výrobku	d_1 x P	✉	Kód výrobku
M10X1,00	25	11572.100.100	M32X1,50	5	11572.320.150	M62X1,50	1	11572.620.150
M12X1,50	25	11572.120.150	M35X1,50	5	11572.350.150	M65X1,50	1	11572.650.150
M14X1,50	10	11572.140.150	M38X1,50	5	11572.380.150	M68X1,50	1	11572.680.150
M16X1,50	10	11572.160.150	M40X1,50	5	11572.400.150	M70X1,50	1	11572.700.150
M18X1,50	10	11572.180.150	M42X1,50	5	11572.420.150	M72X1,50	1	11572.720.150
M20X1,50	10	11572.200.150	M45X1,50	5	11572.450.150	M75X1,50	1	11572.750.150
M22X1,50	10	11572.220.150	M48X1,50	5	11572.480.150	M80X2,00	1	11572.800.200
M24X1,50	5	11572.240.150	M50X1,50	5	11572.500.150	M85X2,00	1	11572.850.200
M26X1,50	5	11572.260.150	M55X1,50	5	11572.550.150	M90X2,00	1	11572.900.200
M28X1,50	5	11572.280.150	M58X1,50	5	11572.580.150	M95X2,00	1	11572.950.200
M30X1,50	5	11572.300.150	M60X1,50	1	11572.600.150	M100X2,00	1	11572.982.200

Kulatá matice s drážkou

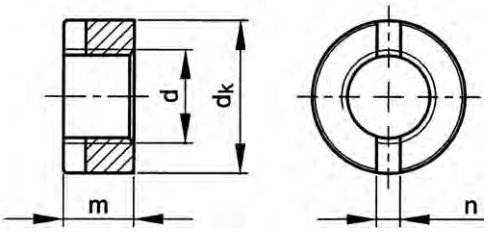

DIN 546

Technické údaje

d	d_k	m	n	P
M2	4.5	2	1	0.4
M2.5	5.5	2.2	1.2	0.45
M3	6	2.5	1.2	0.5
M4	8	3.5	1.4	0.7
M5	9	4.2	2	0.8
M6	11	5	2.5	1
M8	14	6.5	3	1.25
M10	18	8	3.5	1.5

- Kulatá matice s drážkou se často používá v elektrotechnickém a jemném mechanickém průmyslu, jednoduše se aplikuje pomocí šroubováku dle DIN 3115. Produktová skupina Fabory: P0044.

Skupiny produktů

Závit	Typ drážky	Materiál	Povrchová úprava	Kód	Strana
M	Drážkované	Automatová ocel	Zn	11772	3-122
M	Drážkované	NO A1		51098	3-123
M	Drážkované	NO A4		55098	3-123

11772 **Kulatá matice s drážkou** **F01X**

Závit Metrický závit
Materiál Automatová ocel
Povrchová úprava Pozinkované

d	✉	Kód výrobku	d	✉	Kód výrobku	d	✉	Kód výrobku
M2	100	11772.020.001	M5	100	11772.050.001	M8	50	11772.080.001
M3	100	11772.030.001	M6	100	11772.060.001	M10	50	11772.100.001
M4	100	11772.040.001						

51098 **Kulatá matice s drážkou** **R09A**

Závit Metrický závit
Materiál Nerezocel A1

d	✉	Kód výrobku	d	✉	Kód výrobku	d	✉	Kód výrobku
M2*	200	51098.020.001	M4*	200	51098.040.001	M8*	100	51098.080.001
M2,5*	200	51098.025.001	M5*	200	51098.050.001	M10*	50	51098.100.001
M3*	200	51098.030.001	M6*	100	51098.060.001			

3

55098 **Kulatá matice s drážkou** **R49A**

Závit Metrický závit
Materiál Nerezocel A4

d	✉	Kód výrobku	d	✉	Kód výrobku	d	✉	Kód výrobku
M4*	200	55098.040.001	M6*	100	55098.060.001	M8*	100	55098.080.001
M5*	200	55098.050.001						

Kulatá spojovací matice

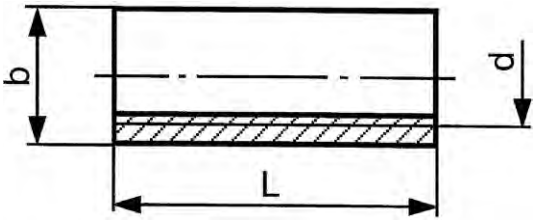



Technické údaje

d	b	P	d	b	P
M5	8	0.8	M12	15	1.75
M6	10	1	M16	25	2
M8	11	1.25	M20	28	2.5
M10	13	1.5			

- Tyto spojovací matice jsou mj. používány ke spojování závitových tyčí.

Skupiny produktů

Závit	Materiál	Třída	Povrchová úprava	Kód	Strana
M	Automatová ocel		Zn	11401	3-123
M	NO A2	50		51113	3-124
M	NO A4	50		55113	3-124

11401 **Kulatá spojovací matice** **F01C**

Závit Metrický závit
Materiál Automatová ocel
Povrchová úprava Pozinkované

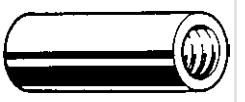

d x L	✉	Kód výrobku	d x L	✉	Kód výrobku	d x L	✉	Kód výrobku
M5X20	100	11401.050.020	M8X30	100	11401.080.030	M10X40	100	11401.100.040
M6X20	100	11401.060.020	M8X40	100	11401.080.040	M12X20	50	11401.120.020
M6X30	100	11401.060.030	M10X20	100	11401.100.020	M12X30	50	11401.120.030
M8X20	100	11401.080.020	M10X30	100	11401.100.030	M12X40	50	11401.120.040

51113 Kulatá spojovací matice R09A

Závit Metrický závit
Materiál Nerezocel A2
Třída 50



d x L	✉	Kód výrobku	d x L	✉	Kód výrobku	d x L	✉	Kód výrobku
M6X20*	100	51113.060.020	M8X40*	100	51113.080.040	M12X30*	50	51113.120.030
M6X25*	100	51113.060.025	M8X50*	100	51113.080.050	M12X40*	50	51113.120.040
M6X30*	100	51113.060.030	M10X20*	100	51113.100.020	M12X50*	50	51113.120.050
M8X20*	100	51113.080.020	M10X25*	100	51113.100.025	M16X40*	25	51113.160.040
M8X25*	100	51113.080.025	M10X30*	100	51113.100.030	M16X50*	25	51113.160.050
M8X30*	100	51113.080.030	M10X40*	100	51113.100.040	M20X50*	25	51113.200.050
M8X35*	100	51113.080.035						

55113 Kulatá spojovací matice R49A

Závit Metrický závit
Materiál Nerezocel A4
Třída 50



d x L	✉	Kód výrobku	d x L	✉	Kód výrobku	d x L	✉	Kód výrobku
M6X25*	100	55113.060.025	M10X30*	100	55113.100.030	M16X40*	25	55113.160.040
M8X30*	100	55113.080.030	M12X30*	50	55113.120.030	M20X50*	25	55113.200.050

Samosvorná kulatá matice s drážkou a nekovovou vložkou, typ GUK

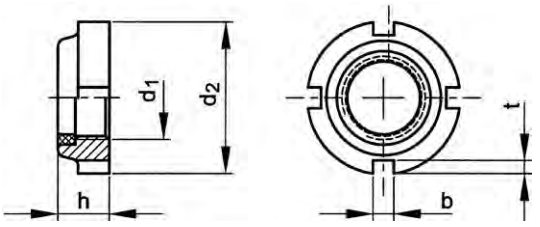

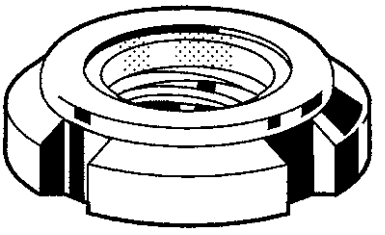

Technické údaje

d_1	b	d_2	h	Počet drážek	t
M10	3	18	7.4	4	2
M12	3	22	7.4	4	2
M15	4	25	8.4	4	2
M17	4	28	8.4	4	2
M20	4	32	9.4	4	2.5
M25	5	38	10.3	4	2.5
M30	5	44	10.9	4	3
M35	5	50	11.1	4	3
M40	6	56	12.1	4	3
M45	6	62	12.1	4	3.5
M50	6	68	12.7	4	3.5
M55	7	75	13.2	6	3.5
M60	7	80	13.2	6	3.5
M65	7	85	14.3	6	3.5
M70	8	92	14.3	6	4
M75	8	98	15.3	6	4
M80	10	105	16.3	8	4
M85	10	110	17.3	8	4
M90	10	120	17.5	8	5
M95	10	125	18.5	8	5
M100	10	130	19.5	8	5

11790	Samosvorná kulatá matice s drážkou a nekovovou vložkou, typ GUK	F01X

Závit Metrický jemný závit
Materiál Ocel
Povrchová úprava Pozinkované žlutě pasivované

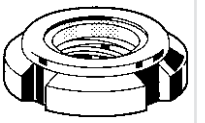

d_1 x P	✉	Kód výrobku	d_1 x P	✉	Kód výrobku	d_1 x P	✉	Kód výrobku
M10X0,75	10	11790.100.075	M35X1,50	5	11790.350.150	M70X2,00	1	11790.700.200
M12X1,00	10	11790.120.100	M40X1,50	5	11790.400.150	M75X2,00	1	11790.750.200
M15X1,00	10	11790.150.100	M45X1,50	2	11790.450.150	M80X2,00	1	11790.800.200
M17X1,00	10	11790.170.100	M50X1,50	2	11790.500.150	M85X2,00	1	11790.850.200
M20X1,00	10	11790.200.100	M55X2,00	1	11790.550.200	M90X2,00	1	11790.900.200
M25X1,50	5	11790.250.150	M60X2,00	1	11790.600.200	M95X2,00	1	11790.950.200
M30X1,50	5	11790.300.150	M65X2,00	1	11790.650.200	M100X2,00	1	11790.982.200

Zápustná matice s drážkou (110°)

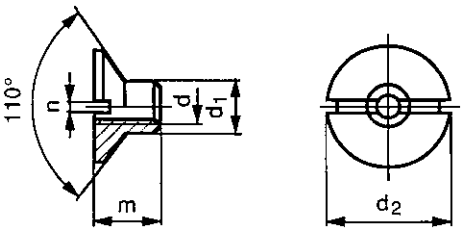

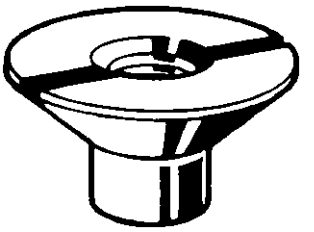

Technické údaje

d	d_1	d_2	m	n	P
M3	4	10	6	1	0.5
M4	5	12	6	1	0.7
M5	6	14	7	2	0.8
M6	7	16	8	2	1
M8	9	20	10	2	1.25
M10	12	24	12	2.5	1.5

- Zápustné matice s drážkou jsou mj. používány pro spoje dřevěných dílů, u nichž musí být maticová strana plochá.

11560	Zápustná matice s drážkou (110°)	F01X

Závit Metrický závit
Materiál Automatová ocel
Povrchová úprava Pozinkované

RoHS

d	✉	Kód výrobku	d	✉	Kód výrobku	d	✉	Kód výrobku
M3	250	11560.030.010	M5	250	11560.050.014	M8	250	11560.080.020
M4	250	11560.040.012	M6	250	11560.060.016	M10	250	11560.100.024

Nýtovací matice a šrouby Fabory

Řada nýtovacích matic a šroubů společnosti Fabory je určena odborníkům a skládá se z více než 14 různých sérií nýtovacích matic a šroubů. Nabízí širokou škálu velikostí, slitin, typů hlavy a dříku, a to vše skladem.

Velikosti: M3 až M12
Slitiny: hliník, ocel, nerezová ocel (A2 a A4)
Typy hlavy: vypouklá, zápustná, snížená zápustná
Typy těla: zaokrouhlený, hexagonální, otevřený a zavřený konec

Průměry nýtovacích matic a šroubů byly upraveny podle používání standardních průměrů vrtání. Nýtovací šroub zajišťuje závitové spojení a je dostupný ve 4 různých závitových rozměrech se 4 různými délkami, dodáváno v třídě pevnosti 8.8.

Výhody
- Lze snadno použít na tenké materiály.
- Odpadá časové náročné řezání závitu nebo sváření nýtovací matice.
- Nýtovací matice mají v tvrdém materiálu stejné vlastnosti jako řezaný závit díky silné zarovnané přírubě, která zůstává i po deformaci nýtovacích matic.
- Lze použít z jedné strany, když zadní strana materiálu a vnitřní strana předmětu nejsou přístupné.
- Nedochází k poškození materiálu
- Nezpůsobí deformaci ani odbarvení materiálu

Ruční nástroje Fabory pro nýtovací matice a šrouby
Sortiment ručních nástrojů Fabory pro nýtovací matice a šrouby vám nabízí jednu z nejširších a inovativních řad profesionálních nýtovacích nástrojů na trhu. Všechny ruční nástroje Fabory pro nýtovací matice a šrouby jsou vybaveny (patentovaným) rychloupínacím trnovým systémem, který vám umožňuje výměnu trnů holýma rukama bez nutnosti používat další klíče. Všechny nástroje jsou dodávány v reprezentativním balení s úplnou sadou trnů či adaptérů a kovadlinek.

Ručni nástroje Fabory pro nýtovaci matice a šrouby jsou charakteristické v několika důležitých oblastech
- široká nabidka
- vysoká profesionálni kvalita
- výhodné ceny
- nepřetržitý produktový vývoj a inovace
- kompletni dodáni nástrojů s úplnými převáděcimi sadami a zařizenimi pro regulaci úhozu
- rychloupinaci systém

Rychloupínací trnový systém nástrojů pro nýtovací matice a šrouby
1. Uvolněte hlavici a kontramatici
2. Posuňte ochranné pouzdro dopředu
3. Přidržte jistici část vzadu a odšroubujte trn/adaptér



Fabory nabízí také velmi kvalitní hydraulické / pneumatické nástroje pro aplikaci nýtovacích matic. Prosím podívejte se na www.fabory.com pro aktuální nabídku a detailní informace.

Nýtovací matice poz. ocel otevřený typ

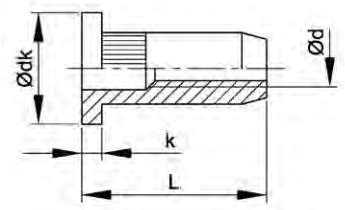

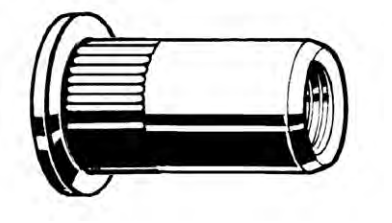

Technické údaje

Typ	k	L [+0,5/-0]	Tloušťka upev. materiálu	Vrták ø	ø d	ø d_k
3 OCH 25	≤ 0.9	10.5	0.5-2.5	5.0	M3	7.0
3 OCH 35	≤ 0.9	11.5	2.5-3.5	5.0	M3	7.0
3 OCH 40	≤ 0.9	11.5	2.5-4.0	5.0	M3	7.0
4 OCH 30	≤ 1.1	11.0	0.5-3.0	6.0	M4	9.0
4 OCH 45	≤ 1.1	14.0	3.0-5.0	6.0	M4	9.0
4 OCH 55	≤ 1.1	14.0	3.0-5.5	6.0	M4	9.0
5 OCH 30	≤ 1.1	13.0	0.5-3.0	7.0	M5	10.0
5 OCH 55	≤ 1.1	16.0	3.0-5.5	7.0	M5	10.0
5 OCH 80	≤ 1.1	19.0	5.5-8.0	7.0	M5	10.0
6 OCH 30	≤ 1.6	16.0	0.5-3.0	9.0	M6	12.0
6 OCH 55	≤ 1.6	18.5	3.0-5.5	9.0	M6	12.0
6 OCH 80	≤ 1.6	21.0	5.5-8.0	9.0	M6	12.0
8 OCH 30	≤ 1.6	17.5	0.5-3.0	11.0	M8	15.0
8 OCH 55	≤ 1.6	20.0	3.0-5.5	11.0	M8	15.0
8 OCH 80	≤ 1.6	22.5	5.5-9.0	11.0	M8	15.0
8 OCH 105	≤ 1.6	25.0	8.0-10.5	11.0	M8	15.0
10 OCH 30	≤ 2.1	19.0	0.5-3.0	12.0	M10	16.0
10 OCH 60	≤ 2.1	24.0	3.0-6.0	12.0	M10	16.0
10 OCH 90	≤ 2.1	27.0	6.0-9.0	12.0	M10	16.0
10 OCH 120	≤ 2.1	30.0	9.0-12.0	12.0	M10	16.0
12 OCH 40	≤ 2.1	25.0	1.0-4.0	16.0	M12	22.0
12 OCH 70	≤ 2.1	28.0	4.0-7.0	16.0	M12	22.0
12 OCH 100	≤ 2.1	31.0	7.0-10.0	16.0	M12	22.0

Skupiny produktů

Materiál	Povrchová úprava	Kód	Strana
Oc	Zn	69135	3-127
NO A4		69526	3-128
Al		69315	3-128

69135 **Nýtovací matice poz. ocel otevřený typ** **F07A**

Materiál Ocel
Povrchová úprava Pozinkované

RoHS

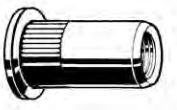

Typ	✉	Kód výrobku	Typ	✉	Kód výrobku	Typ	✉	Kód výrobku
3 OCH 25	250	69135.030.025	6 OCH 30	250	69135.060.030	10 OCH 30	250	69135.100.030
3 OCH 40	250	69135.030.040	6 OCH 55	250	69135.060.055	10 OCH 60	250	69135.100.060
4 OCH 30	250	69135.040.030	6 OCH 80	250	69135.060.080	10 OCH 90	100	69135.100.090
4 OCH 55	250	69135.040.055	8 OCH 30	250	69135.080.030	10 OCH 120	100	69135.100.120
5 OCH 30	250	69135.050.030	8 OCH 55	250	69135.080.055	12 OCH 40	100	69135.120.040
5 OCH 55	250	69135.050.055	8 OCH 80	250	69135.080.080	12 OCH 70	100	69135.120.070
5 OCH 80	250	69135.050.080	8 OCH 105	250	69135.080.105	12 OCH 100	100	69135.120.100

69526	Nýtovací matice poz. ocel otevřený typ	F07A

Materiál Nerezocel A4

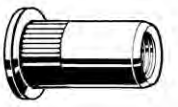

Typ	✉	Kód výrobku	Typ	✉	Kód výrobku	Typ	✉	Kód výrobku
5OCH30	250	69526.050.030	6OCH30	250	69526.060.030	8OCH30	250	69526.080.030

3

69315	Nýtovací matice poz. ocel otevřený typ	F07A

Materiál Hliník

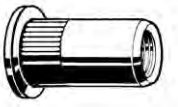

Typ	✉	Kód výrobku	Typ	✉	Kód výrobku	Typ	✉	Kód výrobku
3 OCH 25	250	69315.030.025	6 OCH 30	250	69315.060.030	10 OCH 30	250	69315.100.030
3 OCH 35	250	69315.030.035	6 OCH 55	250	69315.060.055	10 OCH 60	250	69315.100.060
4 OCH 30	250	69315.040.030	6 OCH 80	250	69315.060.080	10 OCH 90	100	69315.100.090
4 OCH 45	250	69315.040.045	8 OCH 30	250	69315.080.030	10 OCH 120	100	69315.100.120
5 OCH 30	250	69315.050.030	8 OCH 55	250	69315.080.055	12 OCH 40	100	69315.120.040
5 OCH 55	250	69315.050.055	8 OCH 80	250	69315.080.080	12 OCH 70	100	69315.120.070
5 OCH 80	250	69315.050.080	8 OCH 105	250	69315.080.105	12 OCH 100	100	69315.120.100

Nýtovací matice otevřený typ

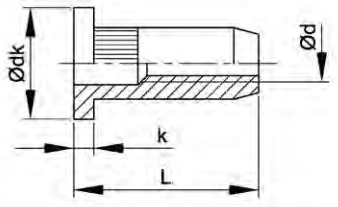

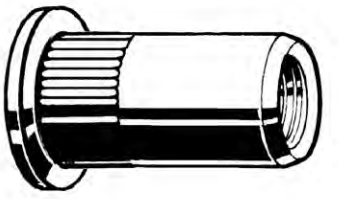

Technické údaje

Typ	k	L [+0,5/-0]	Tloušťka upev. materiálu	Vrták ø	ø d	ø d_k
4 OCH 30	≤ 1.1	11.0	0.5-3.0	6.0	M4	9.0
4 OCH 45	≤ 1.1	14.0	3.0-4.5	6.0	M4	9.0
5 OCH 30	≤ 1.1	13.0	0.5-3.0	7.0	M5	10.0
5 OCH 55	≤ 1.1	16.0	3.0-5.5	7.0	M5	10.0
5 OCH 80	≤ 1.1	19.0	5.5-8.0	7.0	M5	10.0
6 OCH 30	≤ 1.6	16.0	0.5-3.0	9.0	M6	12.0
6 OCH 55	≤ 1.6	18.5	3.0-5.5	9.0	M6	12.0
8 OCH 30	≤ 1.6	17.5	0.5-3.0	11.0	M8	15.0
8 OCH 55	≤ 1.6	20.0	3.0-5.5	11.0	M8	15.0
10 OCH 30	≤ 2.1	19.0	0.5-3.0	13.0	M10	16.0
10 OCH 60	≤ 2.1	24.0	3.0-6.0	13.0	M10	16.0

69025	Nýtovací matice otevřený typ	F07A

Materiál Nerezocel A2

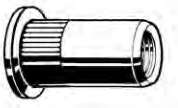

Typ	✉	Kód výrobku	Typ	✉	Kód výrobku	Typ	✉	Kód výrobku
4 OCH 30	250	69025.040.030	5 OCH 80	250	69025.050.080	8 OCH 55	250	69025.080.055
4 OCH 45	250	69025.040.045	6 OCH 30	250	69025.060.030	10 OCH 30	250	69025.100.030
5 OCH 30	250	69025.050.030	6 OCH 55	250	69025.060.055	10 OCH 60	250	69025.100.060
5 OCH 55	250	69025.050.055	8 OCH 30	250	69025.080.030			

Nýtovací matice kónická s šestihranem otevřený typ

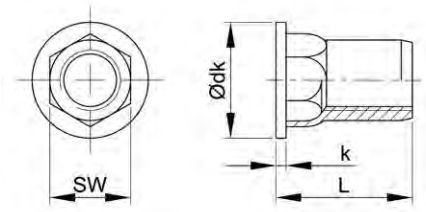

Technické údaje

Typ	dk ø	k	L [+0,5/-0]	Otvor šestihran	Tloušťka upev. materiálu	ø d
4 OCH 30	9	1.1	11	6	0.5-3.0	M4
5 OCH 30	10	1.1	13	7	0.5-3.0	M5
6 OCH 30	12	1.6	16	9	0.5-3.0	M6
8 OCH 30	15	1.6	17.5	11	0.5-3.0	M8
10 OCH 30	16	2.1	19	12	0.5-3.0	M10

Skupiny produktů

Materiál	Povrchová úprava	Kód	Strana
Oc	Zn	69400	3-129
NO A2		69407	3-129

69400 **Nýtovací matice kónická s šestihranem otevřený typ** **F07A**

Materiál Ocel
Povrchová úprava Pozinkované

RoHS

Typ	✉	Kód výrobku	Typ	✉	Kód výrobku	Typ	✉	Kód výrobku
4OCH30	250	69400.040.030	6OCH30	250	69400.060.030	10OCH30	250	69400.100.030
5OCH30	250	69400.050.030	8OCH30	250	69400.080.030			

69407 **Nýtovací matice kónická s šestihranem otevřený typ** **F07A**

Materiál Nerezocel A2

RoHS

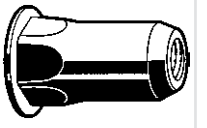

Typ	✉	Kód výrobku	Typ	✉	Kód výrobku	Typ	✉	Kód výrobku
4OCH30	250	69407.040.030	6OCH30	250	69407.060.030	10OCH30	250	69407.100.030
5OCH30	250	69407.050.030	8OCH30	250	69407.080.030			

Nýtovací matice se zápustnou hlavou poz. ocel otevřený typ

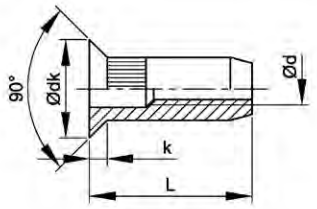

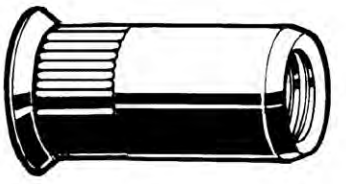

3

Technické údaje

Typ	k	L [+0,5/-0]	Tloušťka upev. materiálu	Vrták ø	ø d	ø d_k
3 OCSH 35	≤ 1.5	11.5	1.5-3.5	5.0	M3	7.5
3 OCSH 50	≤ 1.5	12.5	3.5-5.0	5.0	M3	7.5
4 OCSH 40	≤ 1.5	12.5	1.5-4.0	6.0	M4	8.5
4 OCSH 65	≤ 1.5	15.0	4.0-6.5	6.0	M4	8.5
5 OCSH 40	≤ 1.5	13.5	1.5-4.0	7.0	M5	9.5
5 OCSH 65	≤ 1.5	16.0	4.0-6.5	7.0	M5	9.5
5 OCSH 90	≤ 1.5	18.5	6.5-9.0	7.0	M5	9.5
6 OCSH 40	≤ 1.5	15.5	1.4-4.0	9.0	M6	11.5
6 OCSH 65	≤ 1.5	18.0	4.0-6.5	9.0	M6	11.5
6 OCSH 90	≤ 1.5	20.5	6.5-9.0	9.0	M6	11.5
8 OCSH 40	≤ 1.5	18.5	1.5-4.0	11.0	M8	13.5
8 OCSH 65	≤ 1.5	21.0	4.0-6.5	11.0	M8	13.5
8 OCSH 90	≤ 1.5	23.5	6.5-9.0	11.0	M8	13.5
10 OCSH 45	≤ 1.7	21.0	2.0-4.5	12.0	M10	14.5
10 OCSH 75	≤ 1.7	24.0	4.5-7.5	12.0	M10	14.5
10 OCSH 105	≤ 1.7	27.0	7.5-10.5	12.0	M10	14.5
12 OCSH 45	≤ 1.9	24.5	2.0-4.5	16.0	M12	19.0
12 OCSH 75	≤ 1.9	27.5	4.5-7.5	16.0	M12	19.0
12 OCSH 105	≤ 1.9	31.0	7.5-10.5	16.0	M12	19.0

69155 **Nýtovací matice se zápustnou hlavou poz. ocel otevřený typ** **F07A**

Materiál Ocel
Povrchová úprava Pozinkované

RoHS

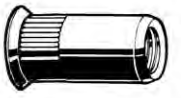

Typ	✉	Kód výrobku	Typ	✉	Kód výrobku	Typ	✉	Kód výrobku
3 OCSH 35	250	69155.030.035	6 OCSH 40	250	69155.060.040	10 OCSH 45	250	69155.100.045
3 OCSH 50	250	69155.030.050	6 OCSH 65	250	69155.060.065	10 OCSH 75	250	69155.100.075
4 OCSH 40	250	69155.040.040	6 OCSH 90	250	69155.060.090	10 OCSH 105	100	69155.100.105
4 OCSH 65	250	69155.040.065	8 OCSH 40	250	69155.080.040	12 OCSH 45	100	69155.120.045
5 OCSH 40	250	69155.050.040	8 OCSH 65	250	69155.080.065	12 OCSH 75	100	69155.120.075
5 OCSH 65	250	69155.050.065	8 OCSH 90	250	69155.080.090	12 OCSH 105	100	69155.120.105
5 OCSH 90	250	69155.050.090						

Nýtovací matice se zápustnou hlavou nerezová ocel otevřený typ

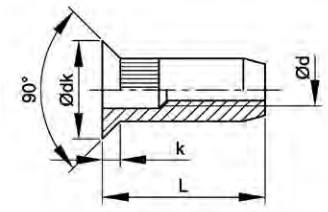

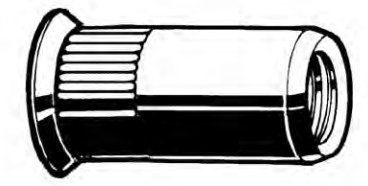

Technické údaje

Typ	k	L [+0,5/-0]	Tloušťka upev. materiálu	Vrták ø	ø d	ø d_k
4 OCSH 40	≤ 1.5	12.5	1.5-4.0	6.0	M4	8.5
5 OCSH 40	≤ 1.5	13.5	1.5-4.0	7.0	M5	9.5
6 OCSH 40	≤ 1.5	15.5	1.5-4.0	9.0	M6	11.5
8 OCSH 40	≤ 1.5	18.5	1.5-4.0	11.0	M8	13.5
10 OCSH 45	≤ 1.8	21.0	2.0-4.5	13.0	M10	15.5

Skupiny produktů

Materiál	Kód	Strana
NO A2	69045	3-131
NO A4	69525	3-131

69045 **Nýtovací matice se zápustnou hlavou nerezová ocel otevřený typ** **F07A**

Materiál Nerezocel A2

Typ	✉	Kód výrobku	Typ	✉	Kód výrobku	Typ	✉	Kód výrobku
4 OCSH 40	250	69045.040.040	6 OCSH 40	250	69045.060.040	10 OCSH 45	250	69045.100.045
5 OCSH 40	250	69045.050.040	8 OCSH 40	250	69045.080.040			

69525 **Nýtovací matice se zápustnou hlavou nerezová ocel otevřený typ** **F07A**

Materiál Nerezocel A4

Typ	✉	Kód výrobku	Typ	✉	Kód výrobku	Typ	✉	Kód výrobku
5OCSH40	250	69525.050.040	6OCSH40	250	69525.060.040	8OCSH40	250	69525.080.040

Nýtovací matice se zápustnou hlavou otevřený typ

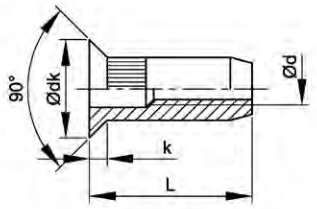

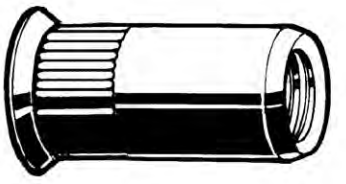

3

Technické údaje

Typ	k	L [+0,5/-0]	Tloušťka upev. materiálu	Vrták ø	ø d	ø d_k
3 OCSH 35	≤ 1.5	11.5	1.5-3.5	5.0	M3	7.5
3 OCSH 45	≤ 1.5	12.5	3.5-4.5	5.0	M3	7.5
4 OCSH 40	≤ 1.5	12.5	1.5-4.0	6.0	M4	8.5
4 OCSH 55	≤ 1.5	15.0	4.0-5.5	6.0	M4	8.5
5 OCSH 40	≤ 1.5	13.5	1.5-4.0	7.0	M5	9.5
5 OCSH 65	≤ 1.5	16.0	4.0-6.5	7.0	M5	9.5
5 OCSH 90	≤ 1.5	18.5	6.5-9.0	7.0	M5	9.5
6 OCSH 40	≤ 1.5	15.5	1.5-4.0	9.0	M6	11.5
6 OCSH 65	≤ 1.5	18.0	4.0-6.5	9.0	M6	11.5
6 OCSH 90	≤ 1.5	20.5	6.5-9.0	9.0	M6	11.5
8 OCSH 40	≤ 1.5	18.5	1.5-4.0	11.0	M8	13.5
8 OCSH 65	≤ 1.5	21.0	4.0-6.5	11.0	M8	13.5
8 OCSH 90	≤ 1.5	23.5	6.5-9.0	11.0	M8	13.5
10 OCSH 45	≤ 1.7	21.0	2.0-4.5	12.0	M10	14.5
10 OCSH 75	≤ 1.7	24.0	4.5-7.5	12.0	M10	14.5
10 OCSH 105	≤ 1.7	27.0	7.5-10.5	12.0	M10	14.5
12 OCSH 45	≤ 1.9	24.5	2.0-4.5	16.0	M12	19.0
12 OCSH 75	≤ 1.9	27.5	4.5-7.5	16.0	M12	19.0
12 OCSH 105	≤ 1.9	31.0	7.5-10.5	16.0	M12	19.0

69335 **Nýtovací matice se zápustnou hlavou otevřený typ** **F07A**

Materiál Hliník

RoHS

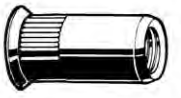

Typ	✉	Kód výrobku	Typ	✉	Kód výrobku	Typ	✉	Kód výrobku
3 OCSH 35	250	69335.030.035	6 OCSH 40	250	69335.060.040	10 OCSH 45	250	69335.100.045
3 OCSH 45	250	69335.030.045	6 OCSH 65	250	69335.060.065	10 OCSH 75	250	69335.100.075
4 OCSH 40	250	69335.040.040	6 OCSH 90	250	69335.060.090	10 OCSH 105	100	69335.100.105
4 OCSH 55	250	69335.040.055	8 OCSH 40	250	69335.080.040	12 OCSH 45	100	69335.120.045
5 OCSH 40	250	69335.050.040	8 OCSH 65	250	69335.080.065	12 OCSH 75	100	69335.120.075
5 OCSH 65	250	69335.050.065	8 OCSH 90	250	69335.080.090	12 OCSH 105	100	69335.120.105
5 OCSH 90	250	69335.050.090						

Nýtovací matice se sníženou zápustnou hlavou otevřený typ

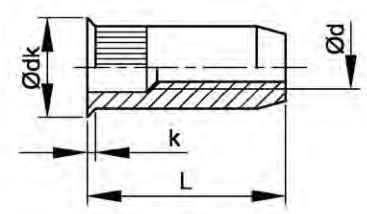



Technické údaje

Typ	k	L [+0,5/-0]	Tloušťka upev. materiálu	Vrták ø	ø d	ø d_k
3 ORCSH 25	≤ 0.7	9.5	0.5-2.5	5.0	M3	6.0
4 ORCSH 30	≤ 0.7	10.0	0.5-3.0	6.0	M4	7.0
5 ORCSH 30	≤ 0.7	11.5	0.5-3.0	7.0	M5	8.0
6 ORCSH 30	≤ 0.7	14.0	0.5-3.0	9.0	M6	10.0
8 ORCSH 30	≤ 0.7	15.0	0.5-3.0	11.0	M8	12.0
10 ORCSH 35	≤ 0.9	19.5	0.8-3.5	12.0	M10	13.5

69435 **Nýtovací matice se sníženou zápustnou hlavou otevřený typ** **F07A**

Materiál Ocel
Povrchová úprava Pozinkované

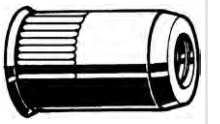

Typ	✉	Kód výrobku	Typ	✉	Kód výrobku	Typ	✉	Kód výrobku
3 ORCSH 25	250	69435.030.025	5 ORCSH 30	250	69435.050.030	8 ORCSH 30	250	69435.080.030
4 ORCSH 30	250	69435.040.030	6 ORCSH 30	250	69435.060.030	10 ORCSH 35	250	69435.100.035

Nýtovací matice se sníženou zápustnou hlavou otevřený typ

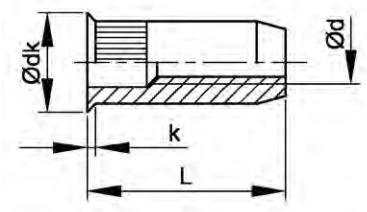



Technické údaje

Typ	dk ø	k	L [+0,5/-0]	Tloušťka upev. materiálu	Vrták ø	ø d
4 ORCSH 30	7	0.9	10	0.5-3.0	6	M4
5 ORCSH 30	8	0.9	11.5	0.5-3.0	7	M5
6 ORCSH 30	10	0.9	14	0.5-3.0	9	M6
8 ORCSH 30	12	0.9	15.5	0.5-3.0	11	M8
10 ORCSH 35	14.5	1.1	19.5	0.8-3.5	13	M10

69035 **Nýtovací matice se sníženou zápustnou hlavou otevřený typ** **F07A**

Materiál Nerezocel A2



Typ	✉	Kód výrobku	Typ	✉	Kód výrobku	Typ	✉	Kód výrobku
4ORCSH30	250	69035.040.030	6ORCSH30	250	69035.060.030	10ORCSH35	250	69035.100.035
5ORCSH30	250	69035.050.030	8ORCSH30	250	69035.080.030			

Nýtovací matice se sníženou zápustnou hlavou otevřený typ

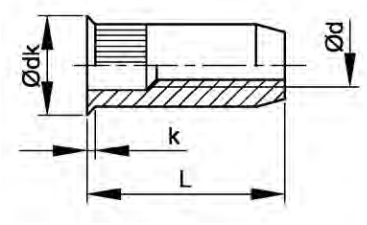



3

Technické údaje

Typ	dk ø	k	L [+0,5/-0]	Tloušťka upev. materiálu	Vrták ø	ø d
3 ORCSH 25	6	0.7	9.5	0.5-2.5	5	M3
4 ORCSH 30	7	0.7	10	0.5-3.0	6	M4
5 ORCSH 30	8	0.7	11.5	0.5-3.0	7	M5
6 ORCSH 30	10	0.7	14	0.5-3.0	9	M6
8 ORCSH 30	12	0.7	15.5	0.5-3.0	11	M8

69445 **Nýtovací matice se sníženou zápustnou hlavou otevřený typ** **F07A**

Materiál Hliník

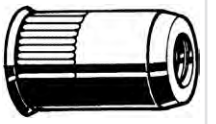

Typ	✉	Kód výrobku	Typ	✉	Kód výrobku	Typ	✉	Kód výrobku
3ORCSH25	250	69445.030.025	5ORCSH30	250	69445.050.030	8ORCSH30	250	69445.080.030
4ORCSH30	250	69445.040.030	6ORCSH30	250	69445.060.030			

Nýtovací matice šestihranná se sníženou zápustnou hlavou otevřený typ

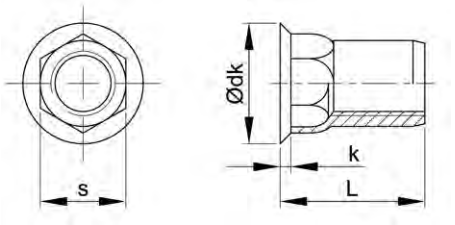



Technické údaje

Typ	k	L [+0,5/-0]	Otvor šestihran	Tloušťka upev. materiálu	Velikost klíče (s)	ø d	ø d_k
3 ORCSH 25	≤ 0.8	10.5	5.1	0.5-2.5	5.0	M3	6.5
4 ORCSH 30	≤ 0.8	12.5	6.1	0.5-3.0	6.0	M4	7.0
5 ORCSH 30	≤ 0.8	14.0	7.1	0.5-3.0	7.0	M5	8.0
6 ORCSH 30	≤ 0.8	16.0	9.1	0.5-3.0	9.0	M6	10.0
8 ORCSH 30	≤ 0.8	17.0	11.1	0.5-3.0	11.0	M8	12.0
10 ORCSH 35	≤ 0.8	20.5	13.1	0.8-3.5	13.0	M10	14.5

69450 **Nýtovací matice šestihranná se sníženou zápustnou hlavou otevřený typ** **F07A**

Materiál Ocel
Povrchová úprava Pozinkované

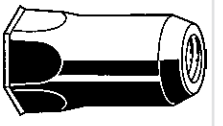

Typ	✉	Kód výrobku	Typ	✉	Kód výrobku	Typ	✉	Kód výrobku
3 ORCSH 25	250	69450.030.025	5 ORCSH 30	250	69450.050.030	8 ORCSH 30	250	69450.080.030
4 ORCSH 30	250	69450.040.030	6 ORCSH 30	250	69450.060.030	10 ORCSH 35	250	69450.100.035

Nýtovací matice šestihranná se sníženou zápustnou hlavou nerezová ocel otevřený typ

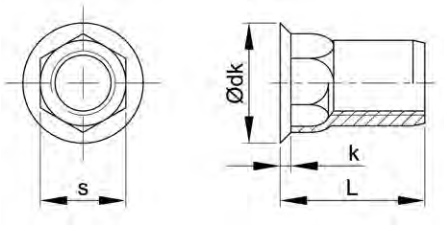



Technické údaje

Typ	k	L [+0,5/-0]	Otvor šestihran	Tloušťka upev. materiálu	Velikost klíče (s)	ø d	ø d_k
4 ORCSH 30	≤ 0.9	12.5	6.1	0.5-3.0	6.0	M4	7.0
5 ORCSH 30	≤ 0.9	14.0	7.1	0.5-3.0	7.0	M5	8.0
6 ORCSH 30	≤ 0.9	16.0	9.1	0.5-3.0	9.0	M6	10.0
8 ORCSH 30	≤ 0.9	17.0	11.1	0.5-3.0	11.0	M8	12.0
10 ORCSH 35	≤1.1	20.5	13.1	0.8-6.5	13.0	M10	14.5

69440 **Nýtovací matice šestihranná se sníženou zápustnou hlavou nerezová ocel otevřený typ** **F07A**

Materiál Nerezocel A2

Typ	✉	Kód výrobku	Typ	✉	Kód výrobku	Typ	✉	Kód výrobku
4 ORCSH 30	250	69440.040.030	6 ORCSH30	250	69440.060.030	10 ORCSH 35	250	69440.100.035
5 ORCSH 30	250	69440.050.030	8 ORCSH 30	250	69440.080.030			

Nýtovací matice zavřený typ

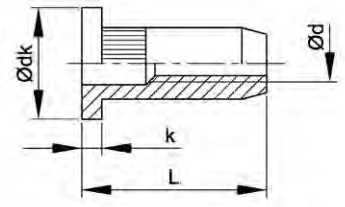

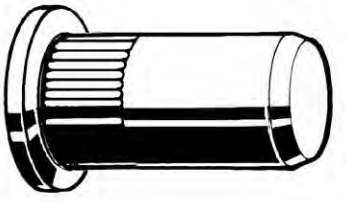

Technické údaje

Typ	k	L [+0,5/-0]	Tloušťka upev. materiálu	Vrták ø	ø d	ø d_k
3 CCH 25	≤ 0.9	15.0	0.5-2.5	5.0	M3	7.0
3 CCH 40	≤ 0.9	16.0	2.0-4.0	5.0	M3	7.0
4 CCH 30	≤ 1.1	16.0	0.5-3.0	6.0	M4	9.0
4 CCH 55	≤ 1.1	19.0	3.0-5.5	6.0	M4	9.0
5 CCH 30	≤ 1.1	18.5	0.5-3.0	7.0	M5	10.0
5 CCH 55	≤ 1.1	21.5	3.0-5.5	7.0	m5	10.0
5 CCH 80	≤ 1.1	24.5	5.5-8.0	7.0	M5	10.0
6 CCH 30	≤ 1.6	21.5	0.5-3.0	9.0	M6	12.0
6 CCH 55	≤ 1.6	24.0	3.0-5.5	9.0	M6	12.0
6 CCH 80	≤ 1.6	26.5	5.5-8.0	9.0	M6	12.0
8 CCH 30	≤ 1.6	26.0	0.5-3.0	11.0	M8	15.0
8 CCH 55	≤ 1.6	28.5	3.0-5.5	11.0	M8	15.0
8 CCH 80	≤ 1.6	31.0	5.5-8.0	11.0	M8	15.0
8 CCH 105	≤ 1.6	33.5	8.0-10.5	11.0	M8	15.0
10 CCH 30	≤ 2.1	28.0	0.5-3.0	12.0	M10	16.0
10 CCH 60	≤ 2.1	33.0	3.0-6.0	12.0	M10	16.0
10 CCH 90	≤2.1	36.0	6.0-9.0	12.0	M10	16.0
10 CCH 120	≤ 2.1	39.0	9.0-12.0	12.0	M10	16.0

69190 **Nýtovací matice zavřený typ** **F07A**

Materiál Ocel
Povrchová úprava Pozinkované

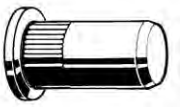

Typ	✉	Kód výrobku	Typ	✉	Kód výrobku	Typ	✉	Kód výrobku
3 CCH 25	250	69190.030.025	5 CCH 80	250	69190.050.080	8 CCH 80	250	69190.080.080
3 CCH 40	250	69190.030.040	6 CCH 30	250	69190.060.030	8 CCH 105	250	69190.080.105
4 CCH 30	250	69190.040.030	6 CCH 55	250	69190.060.055	10 CCH 30	250	69190.100.030
4 CCH 55	250	69190.040.055	6 CCH 80	250	69190.060.080	10 CCH 60	250	69190.100.060
5 CCH 30	250	69190.050.030	8 CCH 30	250	69190.080.030	10 CCH 90	100	69190.100.090
5 CCH 55	250	69190.050.055	8 CCH 55	250	69190.080.055	10 CCH 120	100	69190.100.120

Nýtovací matice zavřený typ

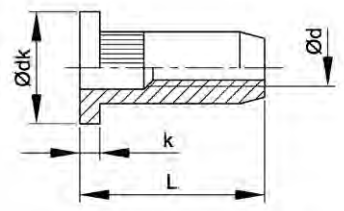

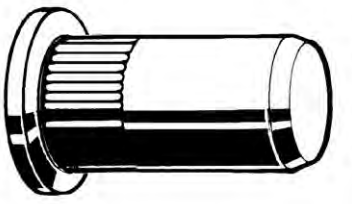

Technické údaje

Typ	k	L [+0,5/-0]	Tloušťka upev. materiálu	Vrták ø	ø d	ø d_k
3 CCH 25	≤ 0.9	15.0	0.5-2.5	5.0	M3	7.0
3 CCH 35	≤ 0.9	16.0	2.5-3.5	5.0	M3	7.0
4 CCH 30	≤ 1.1	16.0	0.5-3.0	6.0	M4	9.0
4 CCH 45	≤ 1.1	19.0	3.0-4.5	6.0	M4	9.0
5 CCH 30	≤ 1.1	18.5	0.5-3.0	7.0	M5	10.0
5 CCH 55	≤ 1.1	21.5	3.0-5.5	7.0	M5	10.0
5 CCH 80	≤ 1.1	24.5	5.5-8.0	7.0	M5	10.0
6 CCH 30	≤ 1.6	21.5	0.5-3.0	9.0	M6	12.0
6 CCH 55	≤ 1.6	24.0	3.0-5.5	9.0	M6	12.0
6 CCH 80	≤ 1.6	26.5	5.5-8.0	9.0	M6	12.0
8 CCH 30	≤ 1.6	26.0	0.5-3.0	11.0	M8	15.0
8 CCH 55	≤ 1.6	28.5	3.0-5.5	11.0	M8	15.0
8 CCH 80	≤ 1.6	31.0	5.5-8.0	11.0	M8	15.0
8 CCH 105	≤ 1.6	33.5	8.0-10.5	11.0	M8	15.0
10 CCH 30	≤ 2.1	28.0	0.5-3.0	12.0	M10	16.0
10 CCH 60	≤ 2.1	33.0	3.0-6.0	12.0	M10	16.0
10 CCH 90	≤ 2.1	36.0	6.0-9.0	12.0	M10	16.0
10 CCH 120	≤ 2.1	39.0	9.0-10.5	12.0	M10	16.0

69355 **Nýtovací matice zavřený typ** **F07A**

Materiál Hliník

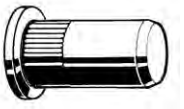

Typ	✉	Kód výrobku	Typ	✉	Kód výrobku	Typ	✉	Kód výrobku
3 CCH 25	250	69355.030.025	5 CCH 80	250	69355.050.080	8 CCH 80	250	69355.080.080
3 CCH 35	250	69355.030.035	6 CCH 30	250	69355.060.030	8 CCH 105	250	69355.080.105
4 CCH 30	250	69355.040.030	6 CCH 55	250	69355.060.055	10 CCH 30	250	69355.100.030
4 CCH 45	250	69355.040.045	6 CCH 80	250	69355.060.080	10 CCH 60	250	69355.100.060
5 CCH 30	250	69355.050.030	8 CCH 30	250	69355.080.030	10 CCH 90	100	69355.100.090
5 CCH 55	250	69355.050.055	8 CCH 55	250	69355.080.055	10 CCH 120	100	69355.100.120

Nýtovací matice zavřený typ

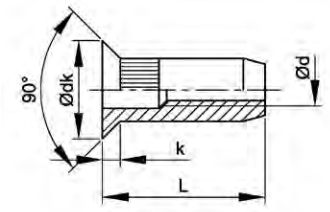

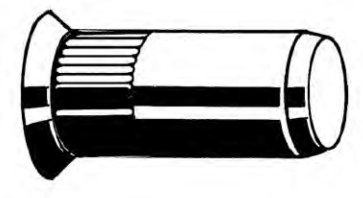

Technické údaje

Typ	k	L [+0,5/-0]	Tloušťka upev. materiálu	Vrták ø	ø d	ø d_k
3 CCSH 35	≤ 1.5	16.0	1.5-3.5	5.0	M3	7.5
3 CCSH 50	≤ 1.5	17.0	3.5-5.0	5.0	M3	7.5
4 CCSH 40	≤ 1.5	17.5	1.5-4.0	6.0	M4	8.5
4 CCSH 65	≤ 1.5	20.0	4.0-6.5	6.0	M4	8.5
5 CCSH 40	≤ 1.5	20.0	1.5-4.0	7.0	M5	9.5
5 CCSH 65	≤ 1.5	22.5	4.0-6.5	7.0	M5	9.5
5 CCSH 90	≤ 1.5	25.0	6.5-9.0	7.0	M5	9.5
6 CCSH 40	≤ 1.5	23.0	1.5-4.0	8.0	M6	11.5
6 CCSH 65	≤ 1.5	25.5	4.0-6.5	8.0	M6	11.5
6 CCSH 90	≤ 1.5	28.0	6.5-9.0	8.0	M6	11.5
8 CCSH 40	≤ 1.5	27.0	1.5-4.0	11.0	M8	13.5
8 CCSH 65	≤ 1.5	29.5	4.0-6.5	11.0	M8	13.5
8 CCSH 90	≤ 1.5	32.0	6.5-9.0	11.0	M8	13.5
10 CCSH 45	≤ 1.7	30.0	2.0-4.5	12.0	M10	14.5
10 CCSH 75	≤ 1.7	33.0	4.5-7.5	12.0	M10	14.5
10 CCSH 105	≤ 1.7	36.0	7.5-10.5	12.0	M10	14.5
12 CCSH 45	≤ 1.9	34.5	2.0-4.5	16.0	M12	19.0
12 CCSH 75	≤ 1.9	37.5	4.5-7.5	16.0	M12	19.0
12 CCSH 110	≤ 1.9	41.0	7.5-11.0	16.0	M12	19.0

69195 **Nýtovací matice zavřený typ** **F07A**

Materiál Ocel
Povrchová úprava Pozinkované

RoHS

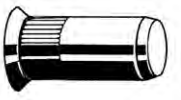

Typ	✉	Kód výrobku	Typ	✉	Kód výrobku	Typ	✉	Kód výrobku
3 CCSH 35	250	69195.030.035	6 CCSH 40	250	69195.060.040	10 CCSH 45	250	69195.100.045
3 CCSH 50	250	69195.030.050	6 CCSH 65	250	69195.060.065	10 CCSH 75	250	69195.100.075
4 CCSH 40	250	69195.040.040	6 CCSH 90	250	69195.060.090	10 CCSH 105	100	69195.100.105
4 CCSH 65	250	69195.040.065	8 CCSH 40	250	69195.080.040	12 CCSH 45	100	69195.120.045
5 CCSH 40	250	69195.050.040	8 CCSH 65	250	69195.080.065	12 CCSH 75	100	69195.120.075
5 CCSH 65	250	69195.050.065	8 CCSH 90	250	69195.080.090	12 CCSH 110	100	69195.120.110
5 CCSH 90	250	69195.050.090						

Nýtovací šroub

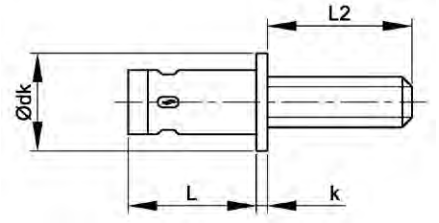

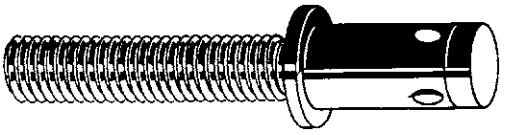

3

Technické údaje

Typ	k	L [+1/-0,5]	L_2	Tloušťka upev. materiálu	Vrták ø	ø d_k
M4X2010	0.5	8.0	10	0.5-2.0	5.5	8.0
M4X2015	0.5	8.0	15	0.5-2.0	5.5	8.0
M4X3010	0.5	8.0	10	2.0-3.0	5.5	8.0
M4X3015	0.5	8.0	15	2.0-3.0	5.5	8.0
M5X2010	0.8	9.0	10	0.5-2.0	6.6	9.0
M5X2015	0.8	9.0	15	0.5-2.0	6.6	9.0
M5X3510	0.8	10.5	10	2.0-3.5	6.6	9.0
M5X3515	0.8	10.5	15	2.0-3.5	6.6	9.0
M6X2510	1.0	10.0	10	0.5-2.5	7.8	10.0
M6X2515	1.0	10.0	15	0.5-2.5	7.8	10.0
M6X4010	1.0	11.5	10	2.5-4.0	7.8	10.0
M6X4015	1.0	11.5	15	2.5-4.0	7.8	10.0
M8X3020	1.5	12.5	20	1.0-3.0	9.9	12.0
M8x3515	1.5	12.5	20	1.0-3.0	9.9	12.0
M8X5015	1.5	15.0	15	3.0-5.0	9.9	12.0
M8X5020	1.5	15.0	20	3.0-5.0	9.9	12.0

69975 **Nýtovací šroub** **F09A**

Materiál Ocel
Povrchová úprava Pozinkované

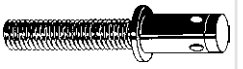

Typ	✉	Kód výrobku	Typ	✉	Kód výrobku	Typ	✉	Kód výrobku
M4X2010	250	69975.042.010	M5X3510	250	69975.053.510	M8X3020	250	69975.083.020
M4X2015	250	69975.042.015	M5X3515	250	69975.053.515	M8X3015	250	69975.083.515
M4X3010	250	69975.043.010	M6X2510	250	69975.062.510	M8X5015	250	69975.085.015
M4X3015	250	69975.043.015	M6X2515	250	69975.062.515	M8X5020	250	69975.085.020
M5X2010	250	69975.052.010	M6X4010	250	69975.064.010			
M5X2015	250	69975.052.015	M6X4015	250	69975.064.015			

FABORY ruční nářadí k nýtovacím šroubům

		M3			M4			M5			M6			M8			M10			M12		
		Al	Oc	NO	Al	Oc	NO	Al	Oc	NO	Al	Oc	NO	Al	Oc	NO	Al	Oc	NO	Al	Oc	NO
F 360																						
F 510																						
F 511																						
F 612																						
FEZ 12																						

možnost navíc

doporučená kapacita

69685 **FABORY ruční nářadí k nýtovacím šroubům** **T90A**

Typ	✉	Kód výrobku	
FEZ 12	1	69685.012.001	• Unikátní manuální nástroj se zabudovaným přenosem výkonu pro osazení nýtovacích matic velkých rozměrů s minimálním úsilím. • Vybavený nastavovacím mechanismem úhozu a ryc • Capacity: M5 - M12. • Weight: 2,5 kg. • Dimensions: 555 mm. • Body: Aluminium. • Lever: Steel. • Equipment: Conversion kit blind rivet nuts M5 - M12.
F 360	1	69685.360.001	• Profesionální manuální nástroj pro osazení nýtových matic a šroubů. • Vybavený nastavovacím mechanismem úhozu a rychloupínacím trnovým systémem. • Capacity: M3 - M6. • Weight: 0,8 kg. • Dimensions: 280 mm. • Body: Aluminium. • Lever: Steel. • Equipment: Conversion kit blind rivet nuts M3 - M6. • Equipment: Conversion kit blind rivet bolts M4 - M6.
F 510	1	69685.510.001	• Výkonný nástroj pro osazení slepých nýtovacích matic a šroubů, vybavený rychloupínacím trnovým systémem a nastavovacím mechanismem úhozu, který zajišťuje, že se každá nýtovací matice a šroub osadí stejnou svěrnou silou. • Capacity: M5 - M10. • Weight: 2,2 kg. • Dimensions: 555 mm. • Body: ABS plastic with steel parts. • Lever: Steel. • Equipment: Conversion kit blind rivet nuts M5 - M10. • Equipment: Conversion kit blind rivet bolts M5 - M8.
F 511	1	69685.511.001	• Výkonný nástroj pro osazení nýtovacích matic a šroubů, vybavený rychloupínacím trnovým systémem a nastavovacím mechanismem úhozu, který zajišťuje, že se každá nýtovací matice a šroub osadí stejnou svěrnou silou. • Rychloupínací vřeteno umožňuje rychlou instalaci. • Capacity: M5 - M10. • Weight: 2,4 kg. • Dimensions: 555 mm. • Body: ABS plastic with steel parts. • Lever: Steel. • Equipment: Conversion kit blind rivet nuts M5 - M10. • Equipment: Conversion kit blind rivet bolts M5 - M8.

69685	FABORY ruční nářadí k nýtovacím šroubům			
Typ	✉	**Kód výrobku**		
F 612	1	69685.612.001	• Výkonný kompaktní nástroj pro nýtovací matice se zabudovaným rohatkovým klíčem. • Speciálně vytvořený pro umístnění nýtovacích matic velkých rozměrů do malých prostorů. • Vybavený ideálním nastavovacím mechanismem úhozu a rychloupínacím trnovým systémem. • Capacity: M6 - M12. • Weight: 1,1 kg. • Dimensions: 210 mm. • Body: Steel. • Lever: Steel. • Equipment: Conversion kit blind rivet nuts M6 - M12. • Equipment: Conversion kit blind rivet bolts M5 - M8.	

3

Sada nástroje a nýtových matic

69670	Sada nástroje a nýtových matic			F90A
Typ	✉	**Kód výrobku**		
F360	1	69670.360.001	• Sada F360 v hliníkovém kufříku. • Robustní ruční nástroj pro nýtovací matice a nýtovací šrouby - 6 (x 30 kusů) velikostí nýtovacím hliníkovém matic M4, M5 a M6 (se zaoblenou válcovou hlavou a se zápustnou hlavou).	

Závitové vložky AMECOIL

Použití
Závitové vložky AMECOIL jsou nejen ekonomicky výhodné k obnovení opotřebovaných nebo poškozených závitů, ale jsou také velmi vhodné k vytvoření vysoce zatížitelného vnitřního závitu v kovech a nekovových materiálech. Drátěné závitové vložky AMECOIL lze použít při teplotách od -40°C až do +400°C.

Materiál
Drátěné závitové vložky AMECOIL se vyrábějí z drátu z nerezové oceli A2 s průřezem ve tvaru kosočtverce, který je vinutý do spirály jako pružina.

Závity
Vnitřní závit maticové části drátěné závitové vložky AMECOIL vyhovuje oblasti normálních tolerancí 6H. Podrobnosti ohledně vnějšího závitu v materiálu viz DIN 8140-2.

Montáž
Montáž drátěných závitových vložek AMECOIL - viz také montážní postup:
- vyvrtání otvoru (nezapouštějte)
- nařezání závitu pomocí speciálního závitníku AMECOIL, rozměry závitu speciálních závitníků AMECOIL jsou větší než rozměry standardního závitníku!
- našroubování drátěné závitové vložky AMECOIL pomocí ručního montážního nástroje AMECOIL 1/4 až 1/2 délky stoupání závitu pod povrch součásti
- odlomení montážního jazýčku drátěné závitové vložky AMECOIL až do ø 18 mm po namontování pomocí odlamovače stopek AMECOIL, u rozměrů větších než M18 resp. 5/8 UNC/UNF musí být použity úzké ploché kleště
- montáž je dokončena
- drátěnou závitovou vložku AMECOIL lze odmontovat pomocí speciálního extraktoru.



Předepsané hodnoty k určení nominální délky L

Pevnost materiálu v tahu Rm v N/mm²		Třída vlastností/mez kluzu šroubu v N/mm²			
Nad	Až do a včetně	5.8/400	8.8/640	10.9/900	12.9/1080
-	150	2 d	2,5 d	2,5 d	2,5 d
150	200	1,5 d	2 d	2 d	2,5 d
200	250	1,5 d	1,5 d	2 d	2,5 d
250	300	1 d	1,5 d	1,5 d	2 d
300	400	1 d	1 d	1,5 d	1,5 d

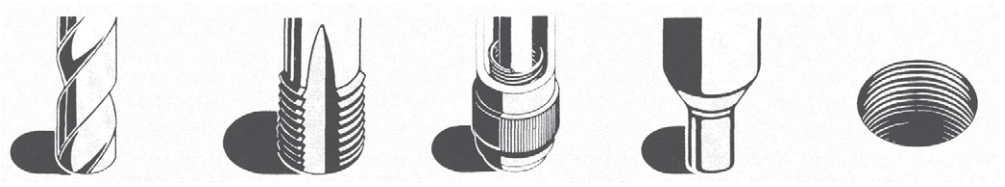

Odpovídající kontrolním zatížením podle DIN ISO 898-1.
d = nominální rozměr drátěné závitové vložky.

Strojní závitník metrický



3

- POZOR: Rozměry závitu speciálních závitníků AMECOIL jsou větší než u standardního závitníku!

Skupiny produktů

Materiál		Kód	Strana
Oc HSS	for blind holes	71310	3-142
Oc HSS	pro slepé otvory	71410	3-142

71310 AMECOIL Strojní závitník metrický S91A

Materiál Ocel HSS

d	✉	Kód výrobku	d	✉	Kód výrobku	d	✉	Kód výrobku
M3	1	71310.030.001	M8	1	71310.080.001	M18	1	71310.180.001
M4	1	71310.040.001	M10	1	71310.100.001	M20	1	71310.200.001
M5	1	71310.050.001	M12	1	71310.120.001	M22	1	71310.220.001
M6	1	71310.060.001	M14	1	71310.140.001	M24	1	71310.240.001
M7	1	71310.070.001	M16	1	71310.160.001	M27	1	71310.270.001

71410 AMECOIL Strojní závitník metrický S91A

Materiál Ocel HSS

d	✉	Kód výrobku	d	✉	Kód výrobku	d	✉	Kód výrobku
M6	1	71410.060.001	M10	1	71410.100.001	M16	1	71410.160.001
M8	1	71410.080.001	M12	1	71410.120.001			

- Doporučeno pro slepé otvory.
- Strojní závitníky do M8 (včetně) s ostrým hrotem a nad M8 s plochým zakončením.

Strojní závitník MF



- POZOR: Rozměry závitu speciálních závitníků AMECOIL jsou větší než u standardního závitníku!

71320 **AMECOIL Strojní závitník MF** **S91A**

Materiál Ocel HSS

d x P	✉	Kód výrobku	d x P	✉	Kód výrobku	d x P	✉	Kód výrobku
M8X1,00	1	71320.080.100	M12X1,50	1	71320.120.150	M18X1,50	1	71320.180.150
M10X1,00	1	71320.100.100	M14X1,25	1	71320.140.125	M20X1,50	1	71320.200.150
M10X1,25	1	71320.100.125	M14X1,50	1	71320.140.150	M22X1,50	1	71320.220.150
M12X1,00	1	71320.120.100	M16X1,50	1	71320.160.150	M24X1,50	1	71320.240.150
M12X1,25	1	71320.120.125						

Stupňovitý závitník pro závitové vložky zapalovacích svíček

- POZOR: Rozměry závitu speciálních závitníků AMECOIL jsou větší než u standardního závitníku!

71930 **AMECOIL Stupňovitý závitník pro závitové vložky zapalovacích svíček** **S91A**

Materiál Ocel HSS

d x P	✉	Kód výrobku	d x P	✉	Kód výrobku
M12X1,25	1	71930.120.125	M14X1,25	1	71930.140.125

Strojní závitník UNC



3

- POZOR: Rozměry závitu speciálních závitníků AMECOIL jsou větší než u standardního závitníku!

71340 **AMECOIL Strojní závitník pro závitové vložky** **S91A**

Materiál Ocel HSS

d	✉	Kód výrobku	d	✉	Kód výrobku	d	✉	Kód výrobku
1/4	1	71340.063.001	1/2	1	71340.127.001	3/4	1	71340.191.001
5/16	1	71340.079.001	9/16	1	71340.142.001	7/8	1	71340.222.001
3/8	1	71340.096.001	5/8	1	71340.158.001	1 Inch	1	71340.254.001
7/16	1	71340.111.001						

Strojní závitník pro závitové vložky UNF



- POZOR: Rozměry závitu speciálních závitníků AMECOIL jsou větší než u standardního závitníku!

71330 **AMECOIL Strojní závitník pro závitové vložky** **S91A**

Materiál Ocel HSS

d	✉	Kód výrobku	d	✉	Kód výrobku	d	✉	Kód výrobku
1/4	1	71330.063.001	1/2	1	71330.127.001	3/4	1	71330.191.001
5/16	1	71330.079.001	9/16	1	71330.142.001	7/8	1	71330.222.001
3/8	1	71330.096.001	5/8	1	71330.158.001	1 Inch	1	71330.255.001
7/16	1	71330.111.001						

Závitová vložka

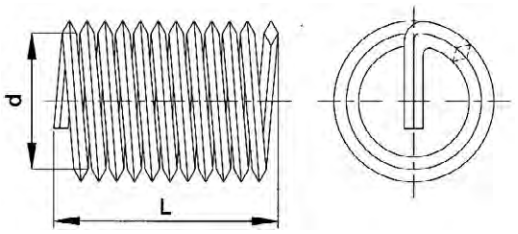

DIN 8140-1A



Technické údaje

d (nom.)	P	Vrták ø	d (nom.)	P	Vrták ø
M3	0.5	3.2	M14	2	14.5
M4	0.7	4.2	M16	2	16.5
M5	0.8	5.2	M18	2.5	18.75
M6	1	6.3	M20	2.5	20.75
M7	1	7.3	M22	2.5	22.75
M8	1.25	8.4	M24	3	24.75
M10	1.5	10.5	M27	3	27.75
M12	1.75	12.5			

- L - P = délka závitu po montáži

Skupiny produktů

Závit	Materiál		Barva	Kód	Strana
M	NO A2			71110	3-145
M	NO A2	samosvorný typ	Červená	71210	3-145

71110 AMECOIL Závitová vložka — S07A

Závit Metrický závit
Materiál Nerezocel A2

AMECA

RoHS



d (nom.) x L	✉	Kód výrobku	d (nom.) x L	✉	Kód výrobku	d (nom.) x L	✉	Kód výrobku
M3X4,5	50	71110.030.004	M7X10,5	50	71110.070.010	M14X28	25	71110.140.028
M4X4	50	71110.040.004	M8X8	50	71110.080.008	M16X16	25	71110.160.016
M4X6	50	71110.040.006	M8X12	50	71110.080.012	M16X24	25	71110.160.024
M4X8	50	71110.040.008	M8X16	50	71110.080.016	M16X32	25	71110.160.032
M5X5	50	71110.050.005	M10X10	25	71110.100.010	M18X27	10	71110.180.027
M5X7,5	50	71110.050.007	M10X15	25	71110.100.015	M20X30	10	71110.200.030
M5X10	50	71110.050.010	M10X20	25	71110.100.020	M20X40	10	71110.200.040
M6X6	50	71110.060.006	M12X12	25	71110.120.012	M22X33	10	71110.220.033
M6X9	50	71110.060.009	M12X18	25	71110.120.018	M24X36	10	71110.240.036
M6X12	50	71110.060.012	M12X24	25	71110.120.024	M27X40,5	10	71110.270.040
M6X18	50	71110.060.018	M14X21	25	71110.140.021			

71210 AMECOIL Samojistná závitová vložka — S07A

Závit Metrický závit
Materiál Nerezocel A2
Barva Červená

DIN 8140-1B

AMECA

RoHS



d (nom.) x L	✉	Kód výrobku	d (nom.) x L	✉	Kód výrobku	d (nom.) x L	✉	Kód výrobku
M6X9	50	71210.060.009	M10X15	25	71210.100.015	M16X24	25	71210.160.024
M8X12	50	71210.080.012	M12X18	25	71210.120.018			

Pojistné funkce samojistné závitové vložky, mezi šroubem a AMECOIL, je dosaženo polygonální deformací jedné nebo více spirál závitové vložky. Ke snadnější identifikaci slouží červené zabarvení.

Závitová vložka MF

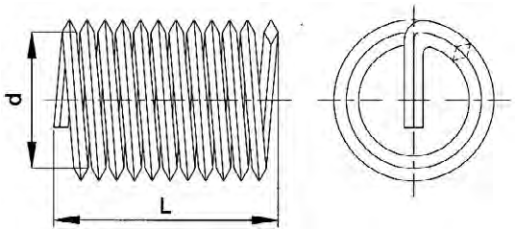

DIN 8140-1A



3

Technické údaje

d (nom.) x P	Vrták ø	d (nom.) x P	Vrták ø
M8x1	8.3	M14x1.5	14.5
M10x1.25	10.4	M16x1.5	16.5
M12x1.5	12.5		

- L - P = délka závitu po montáži

71120 AMECOIL Závitová vložka **S07A**

Závit Metrický jemný závit
Materiál Nerezocel A2

AMECA

RoHS



d (nom.) x P x L	✉	Kód výrobku	d (nom.) x P x L	✉	Kód výrobku	d (nom.) x P x L	✉	Kód výrobku
M8X1,00X12	50	71120.080.012	M10X1,25X20	25	71120.100.020	M14X1,50X21	25	71120.140.021
M10X1,25X10	25	71120.100.010	M12X1,50X18	25	71120.120.018	M16X1,50X16	25	71120.160.016
M10X1,25X15	25	71120.100.015	M14X1,50X14	25	71120.140.014	M16X1,50X24	25	71120.160.024

Závitová vložka extra MEF

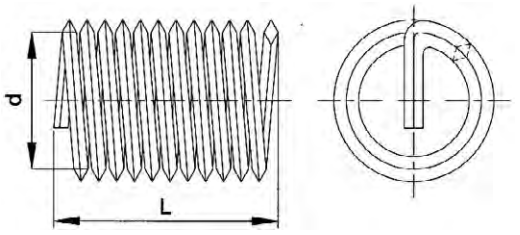

DIN 8140-1A



Technické údaje

d (nom.) x P	Vrták ø	d (nom.) x P	Vrták ø
M10x1	10.25	M18x1.5	18.5
M12x1	12.4	M20x1.5	20.5
M12x1.25	12.4	M22x1.5	22.5
M14x1.25	14.4	M24x1.5	24.5

- L - P = délka závitu po montáži

Skupiny produktů

Závit	Materiál		Kód	Strana
MEF	NO A2		71121	3-146
MEF	NO A2	pro zapalovací svíčky	71920	3-147

71121 AMECOIL Závitová vložka **S07A**

Závit Metrický extra jemný závit
Materiál Nerezocel A2

AMECA

RoHS



d (nom.) x P x L	✉	Kód výrobku	d (nom.) x P x L	✉	Kód výrobku	d (nom.) x P x L	✉	Kód výrobku
M10X1,00X15	25	71121.100.015	M14X1,25X14	25	71121.140.014	M18X1,50X27	10	71121.180.027
M12X1,25X18	25	71121.120.018	M18X1,50X12	10	71121.180.012	M20X1,50X20	10	71121.200.020
M12X1,00X18	25	71121.121.018	M18X1,50X18	10	71121.180.018	M20X1,50X30	10	71121.200.030

71121 AMECOIL Závitová vložka ←

d (nom.) x P x L	✉	Kód výrobku	d (nom.) x P x L	✉	Kód výrobku
M22X1,50X22	10	71121.220.022	M24X1,50X24	10	71121.240.024

71920 AMECOIL Drátěná závitová vložka pro zapalovací svíčky S07A

Závit Metrický extra jemný závit
Materiál Nerezocel A2

AMECA

RoHS



d (nom.) x P x L	✉	Kód výrobku	d (nom.) x P x L	✉	Kód výrobku	d (nom.) x P x L	✉	Kód výrobku
M12X1,25X10,5	25	71920.120.010	M14X1,25X10,5	25	71920.140.010	M14X1,25X18	25	71920.140.018
M14X1,25X7,5	25	71920.140.007						

3

Závitová vložka UNC

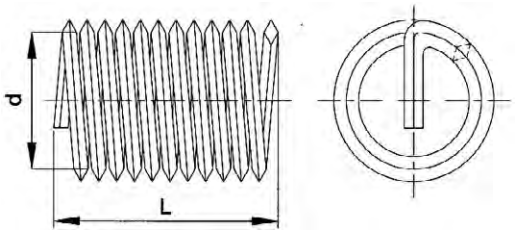



Technické údaje

d (nom.)	Vrták ø	Závitů na palec	d (nom.)	Vrták ø	Závitů na palec
1/4	6.7	20	9/16	14.9	12
5/16	8.4	18	5/8	16.5	11
3/8	10	16	3/4	19.8	10
7/16	11.6	14	7/8	23	9
1/2	13.2	13	1 Inch	26.4	8

- L - P = délka závitu po montáži

71140 AMECOIL Závitová vložka S07A

Závit Unified National Coarse
Materiál Nerezocel A2

AMECA

RoHS



d (nom.) x L	✉	Kód výrobku	d (nom.) x L	✉	Kód výrobku	d (nom.) x L	✉	Kód výrobku
1/4X9,5	50	71140.063.009	1/2X19,1	25	71140.127.019	3/4X28,6	10	71140.191.028
5/16X11,9	50	71140.079.011	9/16X21,4	25	71140.142.021	7/8X33,3	10	71140.222.033
3/8X14,3	25	71140.096.014	5/8X23,8	25	71140.158.023	1 Inch X38,1	10	71140.254.038
7/16X16,7	25	71140.111.016						

Závitová vložka UNF

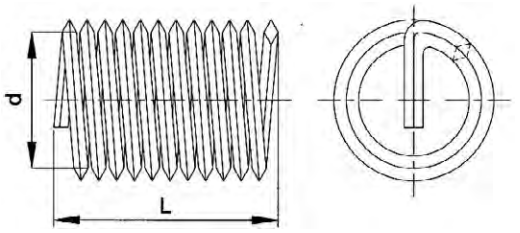



3

Technické údaje

d (nom.)	Vrták ø	Závitů na palec	d (nom.)	Vrták ø	Závitů na palec
1/4	6.7	28	9/16	14.7	18
5/16	8.3	24	5/8	16.3	18
3/8	9.9	24	3/4	19.5	16
7/16	11.5	20	7/8	22.7	14
1/2	13.1	20	1 Inch	26	12

- L - P = délka závitu po montáži

71130 **AMECOIL Závitová vložka** **S07A**

Závit Unified National Fine
Materiál Nerezocel A2

AMECA

RoHS



d (nom.) x L	✉	Kód výrobku	d (nom.) x L	✉	Kód výrobku	d (nom.) x L	✉	Kód výrobku
1/4X9,5	50	71130.063.009	1/2X19,1	25	71130.127.019	3/4X19,1	10	71130.191.019
5/16X11,9	50	71130.079.011	9/16X14,3	25	71130.142.014	7/8X22,2	10	71130.222.022
3/8X14,3	25	71130.096.014	5/8X15,9	25	71130.158.015	1.IN.-12GX25,4	10	71130.255.025
7/16X16,7	25	71130.111.016						

Dílenská sada drátěných závitových vložek M

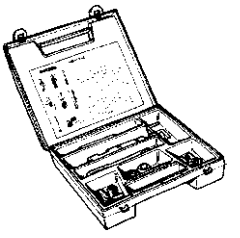

71010 **AMECOIL Dílenská sada drátěných závitových vložek** **S90A**

Materiál Nerezocel A2

AMECA

d (nom.) x L	✉	Kód výrobku	d (nom.) x L	✉	Kód výrobku	d (nom.) x L	✉	Kód výrobku
M3X4,5 (25PC)	1	71010.030.004	M8X12 (25PC)	1	71010.080.012	M18X27 (10PC)	1	71010.180.027
M4X6 (25PC)	1	71010.040.006	M10X15 (25PC)	1	71010.100.015	M20X30 (10PC)	1	71010.200.030
M5X7,5 (25PC)	1	71010.050.007	M12X18 (15PC)	1	71010.120.018	M22X33 (10PC)	1	71010.220.033
M6X9 (25PC)	1	71010.060.009	M14X21 (15PC)	1	71010.140.021	M24X36 (10PC)	1	71010.240.036
M7X10,5 (25PC)	1	71010.070.010	M16X24 (15PC)	1	71010.160.024			

- Obsah:
- Kompletní jednorozměrový ruční montážní nástroj.
- Strojní závitník (≥ M18 se zvláštním předřezávacím závitníkem).
- Vylamovací nástroj.
- Závitové vložky z nerez oceli A2 dle DIN 8140 (množství v závorkách).

Dílenská sada závitových vložek MF

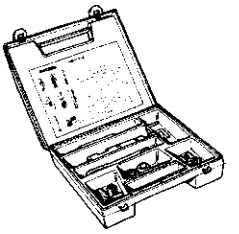

71020 **AMECOIL Dílenská sada závitových vložek MF** **S90A**

Materiál Nerezocel A2

d (nom.) x P x L	✉	Kód výrobku	d (nom.) x P x L	✉	Kód výrobku	d (nom.) x P x L	✉	Kód výrobku
M8X1,00X12 (25PC)	1	71020.080.012	M12X1,50X18 (15PC)	1	71020.120.018	M16X1,50X16 (15PC)	1	71020.160.016
M10X1,25X15 (25PC)	1	71020.100.015	M14X1,50X14 (15PC)	1	71020.140.014			

- Obsah:
- Kompletní jednorozměrový ruční montážní nástroj.
- Strojní závitník.
- Vylamovací nástroj.
- Závitové vložky z nerez oceli A2 dle DIN 8140 (množství v závorkách).

Dílenská sada závitových vložek extra JZ

Skupiny produktů

Materiál	Kód	Strana
NO A2	71021	3-149
NO A2	71910	3-150

71021 **AMECOIL Dílenská sada závitových vložek MEF** **S90A**

Materiál Nerezocel A2

d (nom.) x P x L	✉	Kód výrobku	d (nom.) x P x L	✉	Kód výrobku	d (nom.) x P x L	✉	Kód výrobku
M10X1,00X15 (25PC)	1	71021.100.015	M18X1,50X18 (10PC)	1	71021.180.018	M22X1,50X22 (10PC)	1	71021.220.022
M12X1,25X18 (15PC)	1	71021.120.018	M20X1,50X20 (10PC)	1	71021.200.020	M24X1,50X24 (10PC)	1	71021.240.024
M14X1,25X14 (15PC)	1	71021.140.014						

- Tyto dílenské kufříky jsou vyrobeny z plastu, obsahují závitové vložky a příslušenství, jsou určeny k častému použití v rámci jednoho rozměru.
- Obsah:
- Kompletní jednorozměrový ruční montážní nástroj.
- Strojní závitník.
- Vylamovací nástroj.
- Závitové vložky z nerez oceli A2 dle DIN 8140-1A (množství v závorkách).

71910	AMECOIL Dílenská sada závitových vložek extra JZ	S90A

Materiál Nerezocel A2

d (nom.) x P	✉	Kód výrobku	
M12X1,25	1	71910.120.125	Obsah: • Ruční montážní nástroj s hlavicí. • Držák upraven na délku M12 x 1,25 x 10,5 / M12 x 1,25 x 18. • Stupňovitý závitník. • 10 závitových vložek z nerez oceli A2: M12 x 1,25 x 10,5 / M12 x 1,25 x 18 dle DIN 8140-1A
M14X1,25	1	71910.140.125	Obsah: • Ruční montážní nástroj s hlavicí. • Držák upraven na délku M14 x 1,25 x 7,5 / M14 x 1,25 x 10,5 / M14 x 1,25 x 18. • Stupňovitý závitník. • 10 závitových vložek z nerez oceli A2: M14 x 1,25 x 7,5 dle DIN 8140-1A. • 20 závitových vložek z nerez oceli A2: M14 x 1,25 x 10,5 dle DIN 8140-1A. • 10 závitových vložek z nerez oceli A2: M14 x 1,25 x 18 dle DIN 8140-1A

- Tyto dílenské kufříky jsou vyrobeny z plastu, obsahují závitové vložky a příslušenství a jsou určeny ke všeobecným účelům.

Dílenská sada závitových vložek UNC

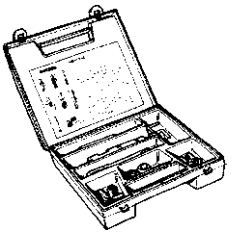

71040	AMECOIL Dílenská sada závitových vložek UNC	S90A

Materiál Nerezocel A2

d (nom.) x L	✉	Kód výrobku	d (nom.) x L	✉	Kód výrobku	d (nom.) x L	✉	Kód výrobku
1/4X9,5 (25PC)	1	71040.063.009	1/2X19,1 (25PC)	1	71040.127.019	3/4X28,6 (10PC)	1	71040.191.028
5/16X11,9 (25PC)	1	71040.079.011	9/16X21,4 (15PC)	1	71040.142.021	7/8X33,3 (10PC)	1	71040.222.033
3/8X14,3 (25PC)	1	71040.096.014	5/8X23,8 (15PC)	1	71040.158.023	1.IN.X38,1 (10PC)	1	71040.254.038
7/16X16,7 (25PC)	1	71040.111.016						

- Obsah:
- Kompletní jednorozměrový ruční montážní nástroj.
- Strojní závitník (≥ 5/8 UNC se zvláštním předřezávacím závitníkem).
- Vylamovací nástroj.
- Závitové vložky z nerez oceli A2 (množství v závorkách).

Dílenská sada závitových vložek UNF

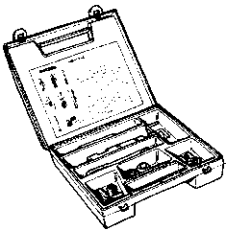

71030 **AMECOIL Dílenská sada závitových vložek UNF** **S90A**

Materiál Nerezocel A2

AMECA

d (nom.) x L	✉	Kód výrobku	d (nom.) x L	✉	Kód výrobku	d (nom.) x L	✉	Kód výrobku
1/4X9,5 (25PC)	1	71030.063.009	1/2X19,1 (25PC)	1	71030.127.019	3/4X19,1 (10PC)	1	71030.191.019
5/16X11,9 (25PC)	1	71030.079.011	9/16X14,3 (15PC)	1	71030.142.014	7/8X22,2 (10PC)	1	71030.222.022
3/8X14,3 (25PC)	1	71030.096.014	5/8X15,9 (15PC)	1	71030.158.015	1.IN.-12GX25,4 (10PC)	1	71030.255.025
7/16X16,7 (25PC)	1	71030.111.016						

- Obsah:
- Kompletní jednorozměrový ruční montážní nástroj.
- Strojní závitník.
- Vylamovací nástroj.
- Závitové vložky z nerez oceli A2 (množství v závorkách).

Dílenská sada závitových vložek BSW

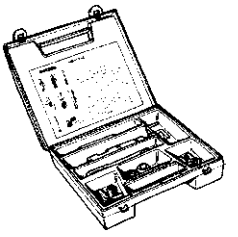

- Whitworthův závit (BSW/BSF) není mezinárodně doporučen.
- Doporučujeme vám používat metrický (M/MF) nebo sjednocený (UNC/UNF) závit.

71050 **AMECOIL Dílenská sada závitových vložek BSW** **S90A**

Materiál Nerezocel A2

AMECA

d (nom.) x L	✉	Kód výrobku
1/2X19,1 (25PC)	1	71050.127.019

- Obsah:
- Kompletní jednorozměrový ruční montážní nástroj.
- Strojní závitník.
- Vylamovací nástroj.
- Závitové vložky z nerez oceli A2 (množství v závorkách).

Sada závitových vložek na opravu závitů

71090 **AMECOIL Sada závitových vložek na opravu závitů** **S90A**

Materiál Nerezocel A2

AMECA

Č.	✉	Kód výrobku		
NO.1-MM	1	71090.100.010	• Opravářská sada č. 1 s/pro metrické závitové vložky. • Obsah: • Ruční montážní nástroj č. 3. • Hlavice a trn pro M6 / M8 / M10 a M12. • Vylamovací nástroj pro každý rozměr. • Strojní závitník pro každý rozměr. • 15 závitových vložek z nerez oceli A2: M6 x 9 / M8 x 12 / M10 x 15 / M12 x 18 dle DIN 8140. • POZOR: hlavice a trny M6 a M8 jsou speciálně upraveny pro ruční montážní nástroj č. 3 a lze je nahradit pouze hlavicemi a trny dle skupiny výrobků 71711. • Hlavice a trny M10 / M12, viz skupinový kód 71710.	
NO.2-MM	1	71090.100.020	• Opravářská sada č. 2 s/pro metrické závitové vložky. • Obsah: • Ruční montážní nástroj č. 4. • Hlavice a trn pro M6 / M8 / M10 / M12 / M14 x 1,25. • Vylamovací nástroj pro každý rozměr. • Strojní závitník pro každý rozměr (pro M14 x 1,25 stupňovitý závitník). • 15 závitových vložek z nerez oceli A2: M6 x 9 / M8 x 12 / M10 x 15 / M12 x 18 / M14 x 1,25 x 14 dle DIN 8140. • POZOR: hlavice a trny M6 / M8 / M10 / M12 / M14 x 1,25 jsou speciálně upraveny pro ruční montážní nástroj č. 4 a lze je nahradit pouze hlavicemi a trny dle skupin výrobků 71712 a 71722.	
NO.1C-NC	1	71090.400.010	• Opravářská sada č. 1C s/pro metrické závitové vložky UNC. • Obsah: • Ruční montážní nástroj č. 3. • Hlavice a trn pro 1/4 / 5/16 / 3/8 / 7/16 / 1/2 UNC. • Vylamovací nástroj pro každý rozměr. • Strojní závitník pro každý rozměr. 15 závitových vložek z nerez oceli A2: 1/4 x 9,5 / 5/16 x 11,9 / 3/8 x 14,3 / 7/16 x 16,7 / 1/2 x 19,1 UNC. • POZOR: hlavice a trny 1/4 UNC a 5/16 UNC jsou speciálně upraveny pro ruční montážní nástroj č. 3 a lze je nahradit pouze hlavicemi a trny dle skupiny výrobků 71741. • Hlavice a trny 3/8 / 7/16 / 1/2 UNC, viz skupinu výrobků 71740.	
NO.1D-NF	1	71090.500.010	• Opravářská sada č. 1D s/pro metrické závitové vložky UNF. • Obsah: • Ruční montážní nástroj č. 3. • Hlavice a trn pro 1/4 / 5/16 / 3/8 / 7/16 / 1/2 UNF. • Vylamovací nástroj pro každý rozměr. • Strojní závitník pro každý rozměr. 15 závitových vložek z nerez oceli A2: 1/4 x 9,5 / 5/16 x 11,9 / 3/8 x 14,3 / 7/16 x 16,7 / 1/2 x 19,1 UNF. • POZOR: hlavice a trny 1/4 UNF a 5/16 UNF jsou speciálně upraveny pro ruční montážní nástroj č. 3 a lze je nahradit pouze hlavicemi a trny dle skupiny výrobků 71731. • Hlavice a trny 3/8 / 7/16 / 1/2 UNF, viz skupinový kód 71730.	

Vícerozměrový ruční montážní nástroj

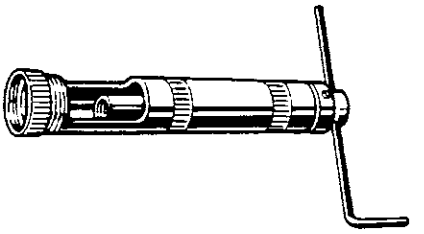

71510 **AMECOIL Vícerozměrový ruční montážní nástroj** **S91A**

AMECA

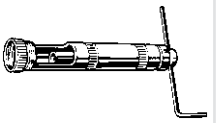

Č.	✉	Kód výrobku		
NO.1	1	71510.000.001	• Vhodný pro závitové vložky: • M4 / M5	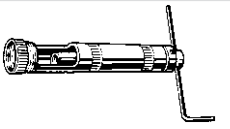
NO.2	1	71510.000.002	• Vhodný pro závitové vložky: • M6 / M7 / M8 / M8x1 / 1/4 UNC / 5/16 UNC / 1/4 UNF / 5/16 UNF	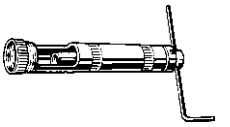
NO.3	1	71510.000.003	• Vhodný pro závitové vložky: • M10 / M12 / M10x1 / M10x1,25 / M12x1 / M12x1,25 / M12x1,5 / 3/8 UNC / 7/16 UNC / 1/2 UNC / 3/8 UNF / 7/16 UNF / 1/2 UNF	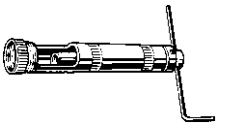
NO.4	1	71510.000.004	• Vhodný pro závitové vložky: • M14 / M16 / M14x1,25 / M14x1,5 / M16x1,5 / 9/16 UNC / 5/8 UNC / 9/16 UNF / 5/8 UNF / 1/2 BSW	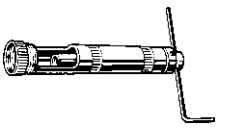

- Určeno k montáži závitových vložek.
- Bez hlavice a trnu, které je nutno objednat, v závislosti na průměru, samostatně.
- Hliníkové tělo s ocelovým vnitřkem.

Kompletní ruční montážní nástroj

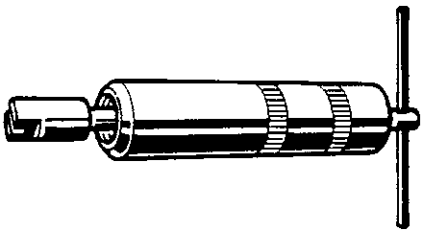

Skupiny produktů

Kód	Strana
71610	3-154
71620	3-154
71940	3-154
71640	3-155

71610 AMECOIL Kompletní ruční montážní nástroj S91A

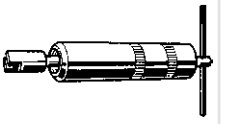

d	✉	Kód výrobku	d	✉	Kód výrobku	d	✉	Kód výrobku
M18	1	71610.180.001	M22	1	71610.220.001	M27	1	71610.270.001
M20	1	71610.200.001	M24	1	71610.240.001			

- Kompletní ruční montážní nástroj.
- Určeno k montáži metrických závitových vložek.
- Hliníkové tělo s ocelovým vnitřkem.

71620 AMECOIL Kompletní ruční montážní nástroj S91A

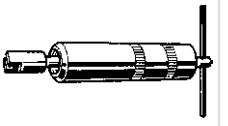

d x P	✉	Kód výrobku	d x P	✉	Kód výrobku	d x P	✉	Kód výrobku
M18X1,50	1	71620.180.150	M22X1,50	1	71620.220.150	M24X1,50	1	71620.240.150
M20X1,50	1	71620.200.150						

- Kompletní ruční montážní nástroj.
- Určeno k montáži metrických závitových vložek s velmi jemným závitem.
- Hliníkové tělo s ocelovým vnitřkem.

71940 AMECOIL Ruční montážní nástroj s hlavicí S91A

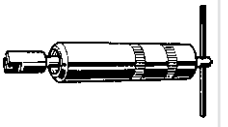

d x P	✉	Kód výrobku	d x P	✉	Kód výrobku
M12X1,25	1	71940.120.125	M14X1,25	1	71940.140.125

- Ruční montážní nástroj s hlavicí.
- Vhodný k montáži závitových vložek zapalovacích svíček.
- Bez délkově přizpůsobeného nosiče, který je třeba objednat samostatně dle průměru a délky (d nom. x L) závitové vložky.
- Hliníkové tělo s ocelovým vnitřkem.

71640 **AMECOIL Kompletní ruční montážní nástroj, UNC** **S91A**

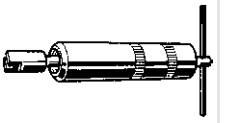

d	✉	Kód výrobku	d	✉	Kód výrobku	d	✉	Kód výrobku
3/4	1	71640.191.001	7/8	1	71640.222.001	1 Inch	1	71640.254.001

- Kompletní ruční montážní nástroj.
- Určeno k montáži závitových vložek UNC.
- Hliníkové tělo s ocelovým vnitřkem.

Hlavice a trn pro ruční montáž

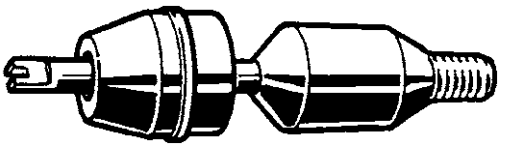

Skupiny produktů

Kód	Strana
71710	3-155
71711	3-156
71720	3-156
71740	3-156
71730	3-157

71710 **AMECOIL Hlavice a trn pro ruční montáž** **S91A**

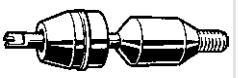

d	✉	Kód výrobku		
M3	1	71710.030.001	• Hlavice a trn pro ruční montážní nástroj č. 1. • Vhodné pro závitovou vložku: M3	
M4	1	71710.040.001	• Hlavice a trn pro ruční montážní nástroj č. 1. • Vhodné pro závitovou vložku: M4	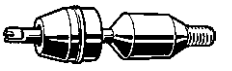
M5	1	71710.050.001	• Hlavice a trn pro ruční montážní nástroj č. 1. • Vhodné pro závitovou vložku: M5	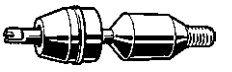
M6	1	71710.060.001	• Hlavice a trn pro ruční montážní nástroj č. 2. • Vhodné pro závitovou vložku: M5	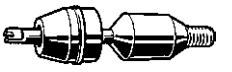
M7	1	71710.070.001	• Hlavice a trn pro ruční montážní nástroj č. 2. • Vhodné pro závitovou vložku: M7	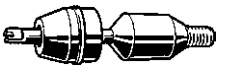
M8	1	71710.080.001	• Hlavice a trn pro ruční montážní nástroj č. 2. • Vhodné pro závitovou vložku: M8	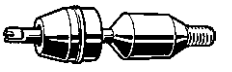
M10	1	71710.100.001	• Hlavice a trn pro ruční montážní nástroj č. 3. • Vhodné pro závitovou vložku: M10	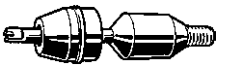
M12	1	71710.120.001	• Hlavice a trn pro ruční montážní nástroj č.3. • Vhodné pro závitovou vložku: M12	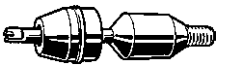
M14	1	71710.140.001	• Hlavice a trn pro ruční montážní nástroj č. 4. • Vhodné pro závitovou vložku: M14	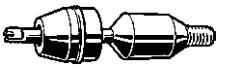
M16	1	71710.160.001	• Hlavice a trn pro ruční montážní nástroj č. 4. • Vhodné pro závitovou vložku: M16	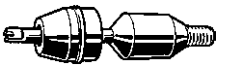

3

71711 AMECOIL Hlavice a trn pro ruční montáž S91A

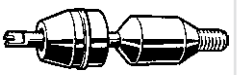

d	✉	Kód výrobku		
M6-ASS1	1	71711.060.001	• Hlavice a trn pro ruční montážní nástroj č. 3 (opravářská sada č.1). • Vhodné pro závitovou vložku: M6	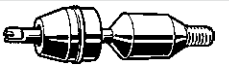
M8-ASS1	1	71711.080.001	• Hlavice a trn pro ruční montážní nástroj č. 3 (opravářská sada č. 1). • Vhodné pro závitovou vložku: M8	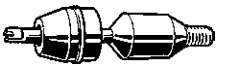

71720 AMECOIL Hlavice a trn pro ruční montáž MF S91A

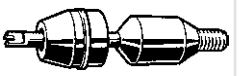

d x P	✉	Kód výrobku		
M8X1,00	1	71720.080.100	• Hlavice a trn pro ruční montážní nástroj č. 2. • Vhodné pro závitovou vložku: M8x1	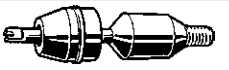
M10X1,00	1	71720.100.100	• Hlavice a trn pro ruční montážní nástroj č. 3. • Vhodné pro závitovou vložku: M10x1	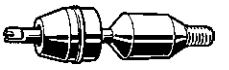
M10X1,25	1	71720.100.125	• Hlavice a trn pro ruční montážní nástroj č. 3. • Vhodné pro závitovou vložku: M10x1,25	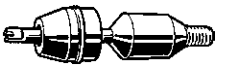
M12X1,00	1	71720.120.100	• Hlavice a trn pro ruční montážní nástroj č. 3. • Vhodné pro závitovou vložku: M12x1	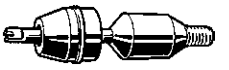
M12X1,25	1	71720.120.125	• Hlavice a trn pro ruční montážní nástroj č. 3. • Vhodné pro závitovou vložku: M12x1,25	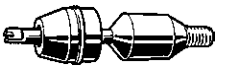
M12X1,50	1	71720.120.150	• Hlavice a trn pro ruční montážní nástroj č. 3. • Vhodné pro závitovou vložku: M12x1,5	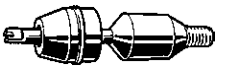
M14X1,25	1	71720.140.125	• Hlavice a trn pro ruční montážní nástroj č. 4. • Vhodné pro závitovou vložku: M14x1,25	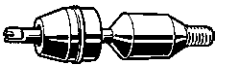
M14X1,50	1	71720.140.150	• Hlavice a trn pro ruční montážní nástroj č. 4. • Vhodné pro závitovou vložku: M14x1,5	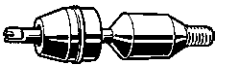
M16X1,50	1	71720.160.150	• Hlavice a trn pro ruční montážní nástroj č. 4. • Vhodné pro závitovou vložku: M16x1,5	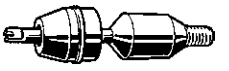

71740 AMECOIL Hlavice a trn pro ruční montáž UNC S91A

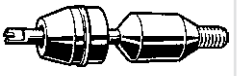

d	✉	Kód výrobku		
1/4	1	71740.063.001	• Hlavice a trn pro ruční montážní nástroj č. 2. • Vhodné pro závitovou vložku: 1/4 UNC	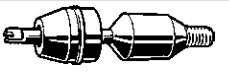
5/16	1	71740.079.001	• Hlavice a trn pro ruční montážní nástroj č. 2. • Vhodné pro závitovou vložku: 5/16 UNC	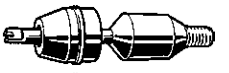
3/8	1	71740.096.001	• Hlavice a trn pro ruční montážní nástroj č. 3. • Vhodné pro závitovou vložku: 3/8 UNC	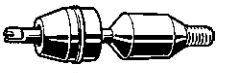
7/16	1	71740.111.001	• Hlavice a trn pro ruční montážní nástroj č. 3. • Vhodné pro závitovou vložku: 7/16 UNC	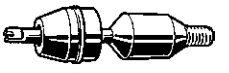
1/2	1	71740.127.001	• Hlavice a trn pro ruční montážní nástroj č. 3. • Vhodné pro závitovou vložku: 1/2 UNC	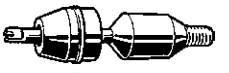
9/16	1	71740.142.001	• Hlavice a trn pro ruční montážní nástroj č. 4. • Vhodné pro závitovou vložku: 9/16 UNC	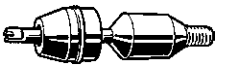

71740	AMECOIL Hlavice a trn pro ruční montáž UNC			
d	✉	Kód výrobku		
5/8	1	71740.158.001	• Hlavice a trn pro ruční montážní nástroj č. 4. • Vhodné pro závitovou vložku: 5/8 UNC	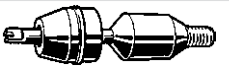

71730	AMECOIL Hlavice a trn pro ruční montáž UNF			S91A
d	✉	Kód výrobku		
1/4	1	71730.063.001	• Hlavice a trn pro ruční montážní nástroj č. 2. • Vhodné pro závitovou vložku: 1/4 UNF	
5/16	1	71730.079.001	• Hlavice a trn pro ruční montážní nástroj č. 2. • Vhodné pro závitovou vložku: 5/16 UNF	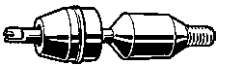
3/8	1	71730.096.001	• Hlavice a trn pro ruční montážní nástroj č. 3. • Vhodné pro závitovou vložku: 3/8 UNF	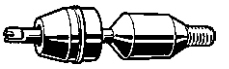
7/16	1	71730.111.001	• Hlavice a trn pro ruční montážní nástroj č. 3. • Vhodné pro závitovou vložku: 7/16 UNF	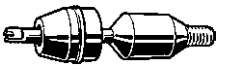
1/2	1	71730.127.001	• Hlavice a trn pro ruční montážní nástroj č. 3. • Vhodné pro závitovou vložku: 1/2 UNF	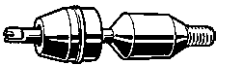
9/16	1	71730.142.001	• Hlavice a trn pro ruční montážní nástroj č. 4. • Vhodné pro závitovou vložku: 9/16 UNF	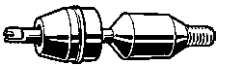
5/8	1	71730.158.001	• Hlavice a trn pro ruční montážní nástroj č. 4. • Vhodné pro závitovou vložku: 5/8 UNF	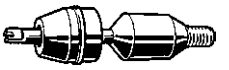

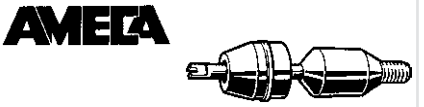

3

Nosná redukce

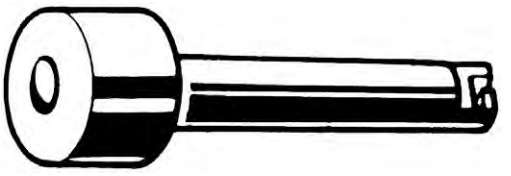

71950	AMECOIL Nosná redukce	S91A

d x P x L	✉	Kód výrobku	d x P x L	✉	Kód výrobku	d x P x L	✉	Kód výrobku
M12X1,25X10,5	1	71950.120.010	M14X1,25X7,5	1	71950.140.007	M14X1,25X18	1	71950.140.018
M12X1,25X18	1	71950.120.018	M14X1,25X10,5	1	71950.140.010			

- Pro ruční montážní nástroj s hlavicí.

Vylamovací nástroj

71810 **AMECOIL Vylamovací nástroj** **S91A**

Pro použití s	✉	Kód výrobku	Pro použití s	✉	Kód výrobku	Pro použití s	✉	Kód výrobku
M3	1	71810.030.001	M7	1	71810.070.001	M14 - 9/16	1	71810.140.001
M4	1	71810.040.001	M8 - 5/16	1	71810.080.001	M16 - 5/8	1	71810.160.001
M5	1	71810.050.001	M10 - 3/8 - 7/16	1	71810.100.001	M18	1	71810.180.001
M6 - 1/4	1	71810.060.001	M12 - 1/2	1	71810.120.001			

- Určeno k odlomení záchytné stopky po montáži závitové vložky.
- UPOZORNĚNÍ: Pro rozměry přesahující M18 resp. 5/8 UNC/UNF je nutno použít špičaté kleště.

Vytahovák

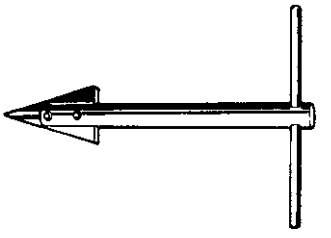

71860 **AMECOIL Vytahovák** **S91A**

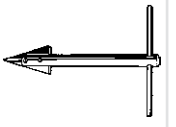

Č.	✉	Kód výrobku		
NO.1	1	71860.000.001	• Vhodné pro závitové vložky: • M3 / M4 / M5 / M6 / M7 / M8 / 1/4 / 5/16	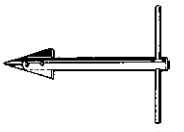
NO.2	1	71860.000.002	• Vhodné pro závitové vložky: • M5 / M6 / M7 / M8 / M10 / M12 / 1/4 / 5/16 / 3/8 / 7/16	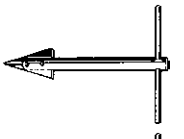
NO.3	1	71860.000.003	• Vhodné pro závitové vložky: • M10 / M12 / M14 / M16 / M18 / M20 / M22 / M24 / 3/8 / 7/16 / 1/2 / 9/16 / 5/8	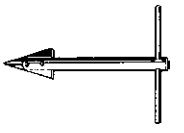

- Používá se tehdy, pokud je zasunutá závitová vložka špatně umístěna a je nutno ji vytáhnout (metrický / metrický jemný / UNC / UNF / BSW).
- UPOZORNĚNÍ: Nebyl-li poškozen závit, je možno namontovat novou závitovou vložku.

Sada na opravu metrických závitů Rapid

71788 **V-COIL sada na opravu metrických závitů Rapid** **V01A**

Materiál Nerezocel A2

d (nom.) x P x L	✉	Kód výrobku	d (nom.) x P x L	✉	Kód výrobku	d (nom.) x P x L	✉	Kód výrobku
M2,5X0,45X3,75	1	71788.025.045	M5X0,8X7,5	1	71788.050.080	M10X1,5X15	1	71788.100.150
M3X0,5X4,5	1	71788.030.050	M6X1,0X9	1	71788.060.100	M12X1,75X18	1	71788.120.175
M4X0,7X6	1	71788.040.070	M8X1,25X12	1	71788.080.125			

- Obsah:
- Zavaděč
- Odlamovač unašeče
- Strojní závitníky
- Vrtáky
- Držák bitů
- Závitové vložky, nerezová ocel A2 dle DIN 8140: M2,5 - M10, 10 ks / M12, 6 ks.

Sada na opravu metrických závitů

71760 **V-COIL sada na opravu metrických závitů** **V01A**

Materiál Nerezocel A2

d (nom.) x P x L	✉	Kód výrobku	d (nom.) x P x L	✉	Kód výrobku	d (nom.) x P x L	✉	Kód výrobku
M2X0,4X3	1	71760.020.040	M10X1,5X15	1	71760.100.150	M18X1,5X24	1	71760.180.150
M2,5X0,45X3,75	1	71760.025.040	M11X1,5X16,5	1	71760.110.150	M18X2,0X24	1	71760.180.200
M3X0,5X4,5	1	71760.030.050	M12X1,0X18	1	71760.120.100	M18X2,5X24	1	71760.180.250
M3,5X0,6X5,25	1	71760.035.060	M12X1,25X18	1	71760.120.125	M20X1,5X30	1	71760.200.150
M4X0,7X6	1	71760.040.070	M12X1,5X18	1	71760.120.150	M20X2,0X30	1	71760.200.200
M5X0,8X7,5	1	71760.050.080	M12X1,75X18	1	71760.120.175	M20X2,5X30	1	71760.200.250
M6X1,0X9	1	71760.060.100	M14X1,0X21	1	71760.140.100	M22X1,5X33	1	71760.220.150
M7X1,0X10,5	1	71760.070.100	M14X1,25X21	1	71760.140.125	M22X2,0X33	1	71760.220.200
M8X1,0X12	1	71760.080.100	M14X1,5X21	1	71760.140.150	M22X2,5X33	1	71760.220.250
M8X1,25X12	1	71760.080.125	M14X2,0X21	1	71760.140.200	M24X1,5X36	1	71760.240.150
M9X1,25X13,5	1	71760.090.125	M16X1,5X24	1	71760.160.150	M24X2,0X36	1	71760.240.200
M10X1,0X15	1	71760.100.100	M16X2,0X24	1	71760.160.200	M24X3,0X36	1	71760.240.300
M10X1,25X15	1	71760.100.125						

- Obsah:
- Zavaděč
- Odlamovač unašeče (do M12, včetně), pro > M12 použijte kleště s plochými čelistmi.
- Strojní závitníky
- Vrtáky (do M12, včetně), pro > M12 objednejte vrtáky zvlášť.
- Závitové vložky, nerezová ocel A2 dle DIN 8140: M2 - M8, 20 ks / M9 - M10, 15 ks / M11 - M16, 10 ks / M18 - M24, 5 ks.

Sada pro opravu nemetrických závitů

Skupiny produktů

Materiál	Kód	Strana
NO A2	71766	3-160
NO A2	71768	3-160
NO A2	71770	3-160
NO A2	71772	3-161

71766 V-COIL sada pro opravu závitů UNC — V01A

Materiál Nerezocel A2

d (nom.) x L		Kód výrobku	d (nom.) x L		Kód výrobku	d (nom.) x L		Kód výrobku
NO.2X3,28	1	71766.021.001	NO.12X8,23	1	71766.054.001	9/16X21,4	1	71766.142.001
NO.4X4,27	1	71766.028.001	1/4X9,5	1	71766.063.001	5/8X23,8	1	71766.158.001
NO.5X4,76	1	71766.031.001	5/16X11,9	1	71766.079.001	3/4X28,6	1	71766.191.001
NO.6X5,26	1	71766.035.001	3/8X14,3	1	71766.096.001	7/8X33,3	1	71766.222.001
NO.8X6,25	1	71766.041.001	7/16X16,7	1	71766.111.001	1 Inch X38,1	1	71766.254.001
NO.10X7,24	1	71766.048.001	1/2X19,1	1	71766.127.001			

- Obsah:
- Zavaděč
- Odlamovač unašeče(do 1/2x19,1, včetně), pro > 1/2x19,1 použijte kleště s plochými čelistmi.
- Strojní závitníky
- Vrtáky (do 1/2x19,1, včetně), pro > 1/2x19,1 objednejte vrtáky zvlášť.
- Závitové vložky , nerezová ocel A2 dle DIN 8140: č.2 - 5/16, 20 ks / 3/8 - 15 ks / 7/16 - 5/8, 10 ks / 3/4 - 7/8, 5 ks / 1.IN., 4 ks.

71768 V-COIL sada pro opravu závitů UNF — V01A

Materiál Nerezocel A2

d (nom.) x L		Kód výrobku	d (nom.) x L		Kód výrobku	d (nom.) x L		Kód výrobku
NO.4X4,27	1	71768.028.001	5/16X11,9	1	71768.079.001	5/8X23,8	1	71768.158.001
NO.6X5,26	1	71768.035.001	3/8X14,3	1	71768.096.001	3/4X28,6	1	71768.191.001
NO.8X6,25	1	71768.041.001	7/16X16,7	1	71768.111.001	7/8X33,3	1	71768.222.001
NO.10X7,24	1	71768.048.001	1/2X19.1	1	71768.127.001	1 Inch X38,1	1	71768.254.001
1/4X9,5	1	71768.063.001	9/16X21,4	1	71768.142.001			

- Obsah:
- Zavaděč
- Odlamovač unašeče(do 1/2x19,1, včetně), pro > 1/2x19,1 použijte kleště s dlouhými čelistmi.
- Strojní závitníky
- Vrtáky (do 1/2x19,1, včetně), pro > 1/2x19,1 objednejte vrtáky zvlášť.
- Závitové vložky, nerezová ocel A2 dle DIN 8140: č.4 - 5/16, 20 ks / 3/8 - 15 ks / 7/16 - 5/8, 10 ks / 3/4 - 7/8, 5 ks / 1.IN., 4 ks.

71770 V-COIL sada pro opravu závitů BSW — V01A

Materiál Nerezocel A2

d (nom.) x L		Kód výrobku	d (nom.) x L		Kód výrobku	d (nom.) x L		Kód výrobku
1/8X4,75	1	71770.031.001	3/8X14,3	1	71770.096.001	5/8X23,8	1	71770.158.001
3/16X7,14	1	71770.047.001	7/16X16,7	1	71770.111.001	3/4X28,6	1	71770.191.001
1/4X9,5	1	71770.063.001	1/2X19,1	1	71770.127.001	7/8X33,3	1	71770.222.001
5/16X11,9	1	71770.079.001	9/16X21,4	1	71770.142.001	1 Inch X38,1	1	71770.254.001

71770 **V-COIL sada pro opravu závitů BSW** ←

- Obsah:
- Zavaděč
- Odlamovač unašeče (do 1/2x19,1, včetně), pro > 1/2x19,1 použijte kleště s dlouhými čelistmi.
- Strojní závitníky
- Vrtáky (do 1/2x19,1, včetně); pro > 1/2x19,1 objednejte vrtáky zvlášť.
- Závitové vložky, nerezová ocel A2 dle DIN 8140: 1/8 - 5/16, 20 ks / 3/8 - 15 ks / 7/16 - 5/8, 10 ks / 3/4 - 7/8, 5 ks / 1.IN., 4 ks.

71772 **V-COIL sada pro opravu závitů BSF** **V01A**

Materiál Nerezocel A2

d (nom.) x L	✉	Kód výrobku	d (nom.) x L	✉	Kód výrobku	d (nom.) x L	✉	Kód výrobku
3/16X7,14	1	71772.047.001	7/16X16,7	1	71772.111.001	3/4X28,6	1	71772.191.001
1/4X9,5	1	71772.063.001	1/2X19,1	1	71772.127.001	7/8X33,3	1	71772.222.001
5/16X11,9	1	71772.079.001	9/16X21,4	1	71772.142.001	1.INX38,1	1	71772.254.001
3/8X14,3	1	71772.096.001	5/8X23,8	1	71772.158.001			

- Obsah:
- Zavaděč
- Odlamovač unašeče: (do 1/2x19,1, včetně), pro > 1/2x19,1 použijte kleště s dlouhými čelistmi.
- Strojní závitníky
- Vrtáky (do 1/2x19,1, včetně); pro > 1/2x19,1 objednejte vrtáky zvlášť.
- Závitové vložky, nerezová ocel A2 dle DIN 8140: 3/16 - 5/16, 20 ks / 3/8 - 15 ks / 7/16 - 5/8, 10 ks / 3/4 - 7/8, 5 ks / 1.IN., 4 ks.

Sada pro opravu závitů zapalovacích svíček

71764 **V-COIL sada pro opravu závitů zapalovacích svíček** **V01A**

Materiál Nerezocel A2

d (nom.) x P x L	✉	Kód výrobku	d (nom.) x P x L	✉	Kód výrobku	d (nom.) x P x L	✉	Kód výrobku
M6X1,0X9	1	71764.060.100	M10X1,25X15	1	71764.100.125	M14X1,25X21	1	71764.140.125
M8X1,25X12	1	71764.080.125	M10X1,5X15	1	71764.100.150	M18X1,5X24	1	71764.180.150
M10X1,0X15	1	71764.100.100	M12X1,25X18	1	71764.120.125			

- Obsah:
- Zavaděč
- Strojní závitníky
- Závitové vložky, nerezová ocel A2 dle DIN 8140: M6 - M12, 10 ks (L=1,5d) / M14, 3x5 ks (L=8,4mm/12,4mm/16,4mm) / M18, 5 ks (L=1,5d).

Sada na opravu metrických závitů

71762	V-COIL Sada na opravu metrických závitů	V01A

Materiál Nerezocel A2

Rozměr	✉	Kód výrobku		
M5-M12	1	71762.000.001	Sortiment pro metrické vložky. Obsah: • Zavaděč pro každý rozměr. • Odlamovač unašeče pro každý rozměr. • Strojní závitník pro každý rozměr. • Vrták pro každý rozměr. • M5-M6-M8-M10;pro každý rozměr 25 A2 nerezových závitových vložek dle DIN 8140. • M12; 10 A2 nerezových závitových vložek dle DIN 8140.	
M6-M14X1,25	1	71762.000.002	Sortiment pro metrické vložky. Obsah: • Zavaděč pro každý rozměr. • Odlamovač unašeče pro každý rozměr, kromě M14(použijte kleště s dlouhými čelistmi). • Strojní závitník pro každý rozměr. • Vrták pro každý rozměr, kromě M14 (objednejte zvlášť). • M6-M8-M10; pro každý rozměr 25 A2 nerezových závitových vložek dle DIN 8140. • M12-M14; pro každý rozměr 10 A2 nerezových závitových vložek dle DIN 8140.	
M6-M14X1,25/PT	1	71762.000.003	Sortiment pro metrické vložky zapalovacích svíček. Obsah: • Zavaděč pro každý rozměr. • Odlamovač unašeče pro každý rozměr, kromě M14(použijte kleště s dlouhými čelistmi). • Strojní závitník pro každý rozměr. • Vrták pro každý rozměr, kromě M14 (objednejte zvlášť). • M6-M8-M10; pro každý rozměr 25 A2 nerezových závitových vložek dle DIN 8140. • M12-M14; pro každý rozměr 10 A2 nerezových závitových vložek dle DIN 8140.	
M6-M10	1	71762.000.004	Sortiment pro metrické vložky. Obsah: • Zavaděč pro každý rozměr. • Odlamovač unašeče pro každý rozměr. • Strojní závitník pro každý rozměr. • Vrták pro každý rozměr. • M6-M8-M10; pro každý rozměr 25 A2 nerezových závitových vložek dle DIN 8140.	

Sada na opravu metrických závitů Rapid

71790	V-COIL Sada na opravu metrických závitů Rapid	V01A
Materiál	Nerezocel A2	

Rozměr	✉	Kód výrobku		
M5-M12	1	71790.000.001	Sortiment pro metrické závitové vložky Rapid. Obsah: • Zavaděč pro každý rozměr. • Odlamovač unašeče pro každý rozměr. • Strojní závitník pro každý rozměr. • Vrták pro každý rozměr. • Držák bitů • M5-M6-M8-M10-M12; pro každý rozměr 10 A2 nerezových závitových vložek dle DIN 8140.	
M6-M10	1	71790.000.002	Sortiment pro metrické závitové vložky Rapid. Obsah: • Zavaděč pro každý rozměr. • Odlamovač unašeče pro každý rozměr. • Strojní závitník pro každý rozměr. • Vrták pro každý rozměr. • Držák bitů • M6-M8-M10; pro každý rozměr 10 A2 nerezových závitových vložek dle DIN 8140.	

Sada na opravu nemetrických závitů

Skupiny produktů

Materiál	Kód	Strana
NO A2	71774	3-163
NO A2	71776	3-164
NO A2	71778	3-164
NO A2	71780	3-164

71774	V-COIL Sada na opravu nemetrických závitů	V01A
Materiál	Nerezocel A2	

Rozměr	✉	Kód výrobku		
1/4-1/2	1	71774.000.001	Sortiment pro UNC metrické vložky. Obsah: • Zavaděč pro každý rozměr. • Odlamovač unašeče pro každý rozměr. • Strojní závitník pro každý rozměr. • Vrták pro každý rozměr. • Závitové vložky, nerezová ocel A2 dle DIN 8140: 1/4-5/16-3/8 - 25 ks / 7/16-1/2 - 10 ks.	

71776	V-COIL Sada na opravu nemetrických závitů	V01A

Materiál Nerezocel A2

Rozměr	✉	Kód výrobku	
1/4-1/2	1	71776.000.001	Sortiment pro UNF závitové vložky. Obsah: • Zavaděč pro každý rozměr. • Odlamovač unašeče pro každý rozměr. • Strojní závitník pro každý rozměr. • Vrták pro každý rozměr. • Závitové vložky, nerezová ocel A2 dle DIN 8140: 1/4-5/16-3/8 - 25 ks / 7/16-1/2 - 10 ks.

71778	V-COIL Sada na opravu nemetrických závitů	V01A

Materiál Nerezocel A2

Rozměr	✉	Kód výrobku	
1/4-1/2	1	71778.000.001	Sortiment pro BSW závitové vložky. Obsah: • Zavaděč pro každý rozměr. • Odlamovač unašeče pro každý rozměr. • Strojní závitník pro každý rozměr. • Vrták pro každý rozměr. • Závitové vložky, nerezová ocel A2 dle DIN 8140: 1/4-5/16-3/8 - 25 ks / 7/16-1/2 - 10 ks.

71780	V-COIL Sada na opravu nemetrických závitů	V01A

Materiál Nerezocel A2

Rozměr	✉	Kód výrobku	
1/4-1/2	1	71780.000.001	Sortiment pro BSF závitové vložky. Obsah: • Zavaděč pro každý rozměr. • Odlamovač unašeče pro každý rozměr. • Strojní závitník pro každý rozměr. • Vrták pro každý rozměr. • Závitové vložky, nerezová ocel A2 dle DIN 8140: 1/4-5/16-3/8 - 25 ks / 7/16-1/2 - 10 ks.

Nářadí pro závitové vložky V-Coil

Skupiny produktů

Materiál	Kód	Strana
Oc	71782	3-165
Oc	71784	3-166
Oc	71786	3-167

71782 **V-COIL odlamovač unašeče** **V01A**

Materiál Ocel

Č.	✉	Kód výrobku		
NO.2	1	71782.020.001	•	Vhodné pro závitové vložky: • M2 / M2,2 / UNC No.2
NO.3	1	71782.030.001	•	Vhodné pro závitové vložky: • M2,5
NO.4	1	71782.040.001	•	Vhodné pro závitové vložky: • M3 / UNC-UNF No.4
NO.5	1	71782.050.001	•	Vhodné pro závitové vložky: • M3,5 / UNC-UNF No.6
NO.6	1	71782.060.001	•	Vhodné pro závitové vložky: • M4 / UNC-UNF No.8 / UNC No.10 / BSF 3/16
NO.8	1	71782.080.001	•	Vhodné pro závitové vložky: • M5 / UNF No.10 / UNC No.12 / BSW 3/16
NO.9	1	71782.090.001	•	Vhodné pro závitové vložky: • M6 / UNC-UNF-BSW-BSF 1/4
NO.11	1	71782.110.001	•	Vhodné pro závitové vložky: • M7 / M8 / UNC-UNF-BSW-BSF 5/16
NO.12	1	71782.120.001	•	Vhodné pro závitové vložky: • M9 / UNC-BSW-BSF 3/8
NO.13	1	71782.130.001	•	Vhodné pro závitové vložky: • M10 / UNF 3/8
NO.14	1	71782.140.001	•	Vhodné pro závitové vložky: • M11 / UNC-UNF-BSW-BSF 7/16
NO.15	1	71782.150.001	•	Vhodné pro závitové vložky: • M12 / UNC-UNF-BSW-BSF 1/2

71784	V-COIL zavaděč	V01A
Materiál	Ocel	

Č.	✉	Kód výrobku		
NO.2	1	71784.020.001	• Vhodné pro závitové vložky: • M2 / M2,2 / UNC No.2	
NO.3	1	71784.030.001	• Vhodné pro závitové vložky: • M2,5	
NO.4	1	71784.040.001	• Vhodné pro závitové vložky: • M3 / UNC-UNF No.4 / UNC No.5 / BSW 1/8	
NO.5	1	71784.050.001	• Vhodné pro závitové vložky: • M3,5 / UNC-UNF No.6	
NO.6	1	71784.060.001	• Vhodné pro závitové vložky: • M4 / UNC-UNF No.8	
NO.7	1	71784.070.001	• Vhodné pro závitové vložky: • BSW 3/16 / UNC No.10	
NO.8	1	71784.080.001	• Vhodné pro závitové vložky: • M5 / UNF No.10 / UNC No.12 / BSW 3/16	
NO.9	1	71784.090.001	• Vhodné pro závitové vložky: • M6 / UNC-UNF-BSW-BSF 1/4	
NO.10	1	71784.100.001	• Vhodné pro závitové vložky: • M7 / UNC-BSW 5/16	
NO.11	1	71784.110.001	• Vhodné pro závitové vložky: • M8 / UNF-BSF 5/16	
NO.12	1	71784.120.001	• Vhodné pro závitové vložky: • M9 / UNC-BSW 3/8	
NO.13	1	71784.130.001	• Vhodné pro závitové vložky: • M10 / UNF-BSF 3/8	
NO.14	1	71784.140.001	• Vhodné pro závitové vložky: • M11 / UNC-UNF-BSW-BSF 7/16	

71784 V-COIL zavaděč

Č.	✉	Kód výrobku		
NO.15	1	71784.150.001	• Vhodné pro závitové vložky: • M12 / UNC-UNF-BSW-BSF 1/2	
NO.16	1	71784.160.001	• Vhodné pro závitové vložky: • M14 / UNC-UNF-BSW-BSF 9/16	
NO.17	1	71784.170.001	• Vhodné pro závitové vložky: • M14	
NO.18	1	71784.180.001	• Vhodné pro závitové vložky: • M16 / UNC-UNF-BSW-BSF 5/8	
NO.20	1	71784.200.001	• Vhodné pro závitové vložky: • M18 / UNC- BSW-BSF 3/4	
NO.21	1	71784.210.001	• Vhodné pro závitové vložky: • M11 / UNC-UNF-BSW-BSF 7/16	
NO.22	1	71784.220.001	• Vhodné pro závitové vložky: • M22 / UNC-UNF-BSW-BSF 7/8	
NO.23	1	71784.230.001	• Vhodné pro závitové vložky: • M24 / UNC-UNF-BSW-BSF 1.IN.	

71786 V-COIL vytahovač

V01A

Materiál Ocel

Č.	✉	Kód výrobku		
NO.2	1	71786.020.001	• Vhodné pro závitové vložky: • M3 - M10 / 3/16 - 3/8	
NO.3	1	71786.030.001	• Vhodné pro závitové vložky: • M11 - M24 / 3/8 - 1.IN.	

Nářadí pro závitové vložky V-Coil Rapid

Skupiny produktů

Materiál	Kód	Strana
Oc	71792	3-168
Oc	71794	3-168
Oc	71796	3-168
Oc	71798	3-169

71792 V-COIL vrtáky Rapid — V01A

Materiál Ocel

d = Pro nom. velikost	✉	Kód výrobku	d = Pro nom. velikost	✉	Kód výrobku	d = Pro nom. velikost	✉	Kód výrobku
2,6MM	1	71792.000.026	5,2MM	1	71792.000.052	10,4MM	1	71792.000.104
3,2MM	1	71792.000.032	6,3MM	1	71792.000.063	12,4MM	1	71792.000.124
4,2MM	1	71792.000.042	8,3MM	1	71792.000.083			

71794 V-COIL strojní závitníky Rapid — V01A

Materiál Ocel

d (nom.) x P	✉	Kód výrobku	d (nom.) x P	✉	Kód výrobku	d (nom.) x P	✉	Kód výrobku
M2,5X0,45	1	71794.025.045	M5X0,8	1	71794.050.080	M10X1,5	1	71794.100.150
M3X0,5	1	71794.030.050	M6X1,0	1	71794.060.100	M12X1,75	1	71794.120.175
M4X0,7	1	71794.040.070	M8X1,25	1	71794.080.125			

71796 V-COIL odlamovač unašeče Rapid — V01A

Materiál Ocel

Č.	✉	Kód výrobku		
NO.3	1	71796.030.001	• Vhodné pro závitové vložky: • M2,5	
NO.4	1	71796.040.001	• Vhodné pro závitové vložky: • M3	
NO.6	1	71796.060.001	• Vhodné pro závitové vložky: • M4	
NO.8	1	71796.080.001	• Vhodné pro závitové vložky: • M5	

71796 V-COIL odlamovač unašeče Rapid

Č.	✉	Kód výrobku	
NO.9	1	71796.090.001	• Vhodné pro závitové vložky: • M6
NO.11	1	71796.110.001	• Vhodné pro závitové vložky: • M8
NO.13	1	71796.130.001	• Vhodné pro závitové vložky: • M10
NO.15	1	71796.150.001	• Vhodné pro závitové vložky: • M12

71798 V-COIL vytahovač Rapid

V01A

Materiál Ocel

d = Pro nom. velikost	✉	Kód výrobku	d = Pro nom. velikost	✉	Kód výrobku	d = Pro nom. velikost	✉	Kód výrobku
M2,5	1	71798.025.001	M5	1	71798.050.001	M10	1	71798.100.001
M3	1	71798.030.001	M6	1	71798.060.001	M12	1	71798.120.001
M4	1	71798.040.001	M8	1	71798.080.001			

Samořezné závitové vložky FABORY

Obecné
Princip samořezné závitové vložky *FABORY* je velmi jednoduchý. Nejen „měkké“ materiály, tj. hliník, měď, mosaz, plast a tvrdé dřevo, ale také kovy s pevností v tahu až 420 N/mm² lze snadno opatřit spolehlivým metrickým závitem šroubu bez nutnosti předřezání závitu. Opotřebené a poškozené závity lze nyní rychle a snadno opravit pomocí samořezné závitové vložky *FABORY*.

Funkce
Samořezná závitová vložka *FABORY* používá vnější závit pro prořezání do obrobku a metrický vnitřní závit zajistí mimořádné upevnění s vysokými hodnotami pevnosti v tahu.

Instalace
Pro instalaci samořezných závitových vložek *FABORY* jsou k dispozici tři praktické nástroje:
- ruční nástroj **typu 610**
- ruční/strojní nástroj **typu 620**
- ruční/strojní nástroj **typu 6102**
  - vhodné výhradně pro samořezné závitové vložky *FABORY* s vnitřním šestihranem, **typy 302 2** a **308 2**

Pro použití u materiálů s vysokou pevnosti v tahu doporučujeme:
- použít vhodné mazivo a/nebo
- předříznout pomocí ručního závitníku č. 1 (předřezávací závitník označený jedním kroužkem)

Typy závitových vložek
- **Typ 302,** s dvojitou řeznou drážkou:
  - ocelová verze je určena pro poněkud měkčí materiály, s pevností v tahu až 300 N/mm²
  - nerezová verze je určena pro materiály s pevností v tahu až 320 N/mm²
- **Typ 307,** se třemi radiálními řezacími otvory; je určena pro poněkud tvrdší materiály s pevností v tahu 360 až 420 N/mm²
- **Typ 308,** stejná jako typ 307, ale tento typ je delší verze typu 307
- **Typ 302 2,** s dvojitou řeznou drážkou, s vnitřním šestihranem, je určena pro poněkud měkčí materiály s pevností v tahu do 300 N/mm²
- **Typ 308 2,** se třemi radiálními řezacími otvory, s vnitřním šestihranem, dlouhá verze, je určena pro poněkud tvrdší materiály s pevností v tahu 360 až 420 N/mm²

Průměry otvorů		Pokyny pro typ 302				Pokyny pro typ 307 a 308			
materiál obrobku	lehký kov s pevností v tahu Rm (N/mm²)	R_m < 250							
		R_m < 300				R_m < 300			
			R_m < 350				R_m < 350		
	Mosaz, bronz, neželezné kovy			R_m > 350				R_m > 350	
	Litina – HB = Brinellova tvrdost	HB < 150				HB < 150			
			HB < 200				HB < 200		
				HB > 200				HB > 200	
vnitřní závit závitové vložky	M3		4,6	4,7	4,8	4,6	4,7		4,8
	M4	5,9	6,0	6,1	6,2	6,0	6,1		6,2
	M5	7,2	7.3	7,5	7,6	7,4	7,5	7,6	7,7
	M6	8,8	9,0	9,2	9,4	9,3	9,4	9,5	9,6
	M8	10,8	11,0	11,2	11,4	11,1	11,2	11,3	11,5
	M10	12,8	13,0	13,2	13,4	13,1	13,2	13,3	13,5
	M12	14,8	15,0	15,2	15,4	15,0	15,1	15,2	15,4
	M14	16,8	17,0	17,2	17,4	17,0	17,1	17,2	17,4
	M16	18,8	19,0	19,2	19,4	19,0	19,1	19,2	19,4
	M20	24,8	25,0	25,2	25,4				
	M24	28,8	29,0	29,2	29,4				
	M27	32,8	33,0	33,2	33,4				
	M30	34,8	35,0	35,2	35,4				
Přibl. přesah lemu		60 %	50 %	40 %	30 %	80 %	70 %	60 %	50 %

Doporučené průměry otvorů pro bezproblémové upevnění.
U jiných průměrů otvorů může být nezbytné použít mazání nebo předřezání.

Postup montáže:
1) vyvrtejte otvor (viz tabulka výše)
2) zahlubte otvor (doporučeno)
3) zašroubujte instalační nástroj do závitové vložky
4) zašroubujte závitovou vložku přibl. 0,1 až 0,2 mm pod povrch obrobku
5) vyjměte instalační nástroj
6) komponent je možné upevnit

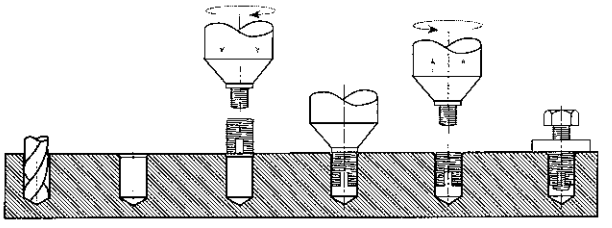

Samořezná závitová vložka typ 302

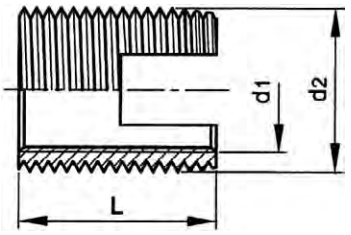

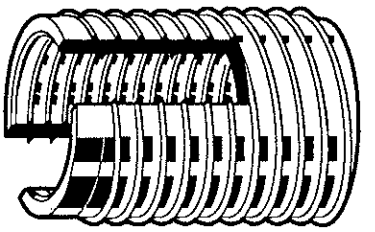

Technické údaje

d_1 x L	d_2	Hloubka otvoru (min.)	P (d_1)	P (d_2)
M3x6	5	8	0.5	0.5
M4x8	6.5	10	0.7	0.75
M5x10	8	13	0.8	1
M6x10	10	13	1	1.5
M6x12	10	15	1	1.5
M6x14	10	17	1	1.5
M8x12	12	15	1.25	1.5
M8x15	12	18	1.25	1.5
M10x15	14	18	1.5	1.5
M10x18	14	22	1.5	1.5
M12x22	16	26	1.75	1.5
M14x24	18	28	2	1.5
M16x22	20	27	2	1.5
M20x27	26	32	2.5	1.5
M24x30	30	36	3	1.5
M27x30	34	36	3.5	1.5
M30x40	36	46	3.5	1.5

- Hloubka vývrtu (min.) = minimální hloubka vývrtu otvoru pro závitovou vložku.

Skupiny produktů

Závit	Materiál	Povrchová úprava	Kód	Strana
M	Oc Povrchově tvrzeno	Zn žl	71550	3-171
M	NO A1		71566	3-171
M	NO C4		71560	3-172

71550 Samořezná závitová vložka typ 302 — S93A

Závit Metrický závit
Materiál Ocel Povrchově tvrzeno
Povrchová úprava Pozinkované žlutě pasivované

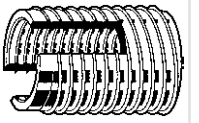

d_1 x L	✉	Kód výrobku	d_1 x L	✉	Kód výrobku	d_1 x L	✉	Kód výrobku
M3X6	50	71550.030.001	M8X15	50	71550.080.001	M16X22	25	71550.160.001
M4X8	50	71550.040.001	M8X12	50	71550.080.012	M20X27	10	71550.200.001
M5X10	50	71550.050.001	M10X18	25	71550.100.001	M24X30	10	71550.240.001
M6X14	50	71550.060.001	M10X15	25	71550.100.015	M27X30	5	71550.270.001
M6X10	50	71550.060.010	M12X22	25	71550.120.001	M30X40	5	71550.300.001
M6X12	50	71550.060.012	M14X24	25	71550.140.001			

- Pro použití v materiálech s pevností v tahu až do 300 N/mm^2.
- Slitiny lehkých kovů, litina, mosaz, bronz, neželezné kovy, plasty a tvrdá dřeva.

71566 Samořezná závitová vložka typ 302 — S93A

Závit Metrický závit
Materiál Nerezocel A1

RoHS

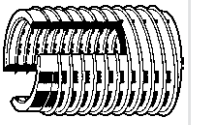

d_1 x L	✉	Kód výrobku	d_1 x L	✉	Kód výrobku	d_1 x L	✉	Kód výrobku
M3X6	25	71566.030.001	M6X14	25	71566.060.001	M12X22	10	71566.120.001
M4X8	25	71566.040.001	M8X15	25	71566.080.001	M16X22	10	71566.160.001
M5X10	25	71566.050.001	M10X18	10	71566.100.001			

- Pro použití v materiálech s pevností v tahu až do 300 N/mm^2.

71560	Samořezná závitová vložka typ 302	S93A

Závit Metrický závit
Materiál Nerezocel C4

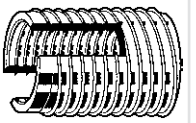

d_1 x L	✉	Kód výrobku	d_1 x L	✉	Kód výrobku	d_1 x L	✉	Kód výrobku
M3X6	25	71560.030.001	M6X14	25	71560.060.001	M12X22	10	71560.120.001
M4X8	25	71560.040.001	M8X15	25	71560.080.001	M16X22	10	71560.160.001
M5X10	25	71560.050.001	M10X18	10	71560.100.001			

3

- Pro použití v materiálech s pevností v tahu až do 300 N/mm^2.

Samořezná závitová vložka typ 307/308

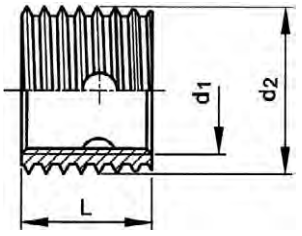

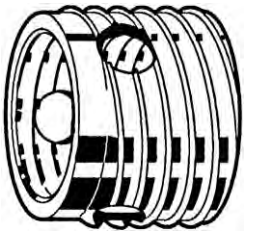

Technické údaje

d_1 x L	d_2	Hloubka otvoru (min.)	P (d_1)	P (d_2)
M3x4	5	6	0.5	0.6
M3x6	5	8	0.5	0.6
M4x6	6.5	8	0.7	0.8
M4x8	6.5	10	0.7	0.8
M5x7	8	9	0.8	1
M5x10	8	13	0.8	1
M6x8	10	10	1	1.25
M6x12	10	15	1	1.25
M8x9	12	11	1.25	1.5
M8x14	12	17	1.25	1.5
M10x10	14	13	1.5	1.5
M10x18	14	22	1.5	1.5
M12x12	16	15	1.75	1.75
M12x22	16	26	1.75	1.75
M16x14	20	17	2	2
M16x24	20	28	2	2

- Hloubka vývrtu (min.) = minimální hloubka vývrtu otvoru pro závitovou vložku.

Skupiny produktů

Závit	Materiál	Povrchová úprava		Kód	Strana
M	Oc	Zn žl	307	71552	3-172
M	Oc	Zn žl	308	71554	3-173

71552	Samořezná závitová vložka typ 307	S93A

Závit Metrický závit
Materiál Ocel
Povrchová úprava Pozinkované žlutě pasivované

d_1 x L	✉	Kód výrobku	d_1 x L	✉	Kód výrobku	d_1 x L	✉	Kód výrobku
M3X4	50	71552.030.001	M6X8	50	71552.060.001	M12X12	25	71552.120.001
M4X6	50	71552.040.001	M8X9	50	71552.080.001	M16X14	25	71552.160.001
M5X7	50	71552.050.001	M10X10	25	71552.100.001			

- Pro použití v materiálech s pevností v tahu až od 360 do 420 N/mm^2.
- Slitiny lehkých kovů, litina, mosaz, bronz, neželezné kovy, plasty a tvrdá dřeva.

71554	Samořezná závitová vložka typ 308	S93A

Závit	Metrický závit
Materiál	Ocel
Povrchová úprava	Pozinkované žlutě pasivované

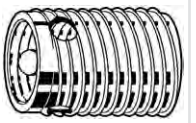

d_1 x L	✉	Kód výrobku	d_1 x L	✉	Kód výrobku	d_1 x L	✉	Kód výrobku
M3X6	50	71554.030.001	M6X12	50	71554.060.001	M12X22	25	71554.120.001
M4X8	50	71554.040.001	M8X14	50	71554.080.001	M16X24	25	71554.160.001
M5X10	50	71554.050.001	M10X18	25	71554.100.001			

- Pro použití v materiálech s pevností v tahu až od 360 do 420 N/mm^2.
- Slitiny lehkých kovů, litina, mosaz, bronz, neželezné kovy, plasty a tvrdá dřeva.

Samořezná závitová vložka s šestihranem typ 302 2

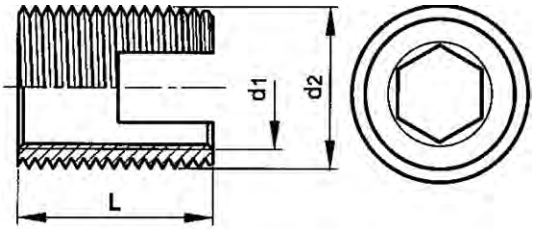

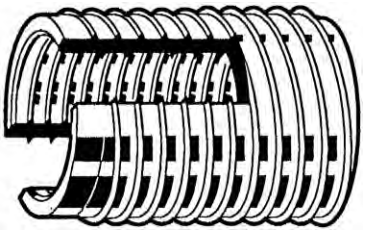

Technické údaje

d_1 x L	d_2	Hloubka otvoru (min.)	P (d_1)	P (d_2)	S (+0,1mm)	Tloušťka
M4x8	6.5	10	0.7	0.75	3.2	8
M5x10	8	13	0.8	1	4.1	10
M6x14	10	17	1	1.5	4.9	14
M8x15	12	18	1.25	1.5	6.6	15
M10x18	14	22	1.5	1.5	8.3	18
M12x22	16	27	1.75	1.5	10.1	22

- Hloubka vývrtu (min.) = minimální hloubka vývrtu otvoru pro závitovou vložku.
- Tloušťka = min. tloušťka materiálu.
- S = rozměr vnitřního šestihranu.

71551	Samořezná závitová vložka s šestihranem typ 302 2	S93A

Závit	Metrický závit
Materiál	Ocel Povrchově tvrzeno
Povrchová úprava	Pozinkované žlutě pasivované

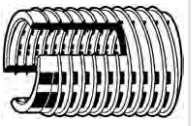

d_1 x L	✉	Kód výrobku	d_1 x L	✉	Kód výrobku	d_1 x L	✉	Kód výrobku
M4X8	50	71551.040.008	M6X14	50	71551.060.014	M10X18	25	71551.100.018
M5X10	50	71551.050.010	M8X15	50	71551.080.015	M12X22	25	71551.120.022

- Pro použití v materiálech s pevností v tahu až do 300 N/mm^2.
- Slitiny lehkých kovů, litina, mosaz, bronz, neželezné kovy, plasty a tvrdá dřeva.
- Výhody samořezné závitové vložky s vnitřním šestihranem:
- Závitová vložka nemusí být našroubování na zařízení: uspoří až do výše 50% montážní čas.
- Jednoduché vkládání Typ nástroj 6102.
- Vložka potřebuje jen otočit ve směru hodinových ručiček.
- Závitové vložky je jednoduché odšroubovat.

Samořezná závitová vložka s šestihranem typ 308 2

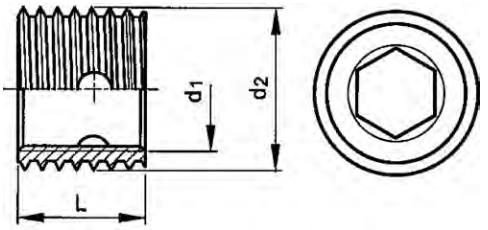

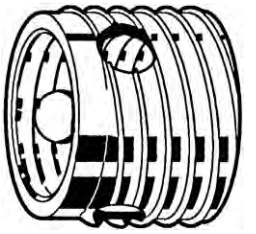

Technické údaje

d_1 x L	d_2	Hloubka otvoru (min.)	P (d_1)	P (d_2)	S (+0,1mm)	Tloušťka
M4x8	6.5	10	0.7	0.8	3.2	8
M5x10	8	13	0.8	1	4.1	10
M6x12	10	15	1	1.25	4.9	12
M8x14	12	17	1.25	1.5	6.6	14
M10x18	14	22	1.5	1.5	8.3	18
M12x22	16	26	1.75	1.75	10.1	22

- Hloubka vývrtu (min.) = minimální hloubka vývrtu otvoru pro závitovou vložku.
- Tloušťka = min. tloušťka materiálu.
- S = rozměr vnitřního šestihranu.

71556 **Samořezná závitová vložka s šestihranem typ 308 2** **S93A**

Závit Metrický závit
Materiál Ocel Povrchově tvrzeno
Povrchová úprava Pozinkované žlutě pasivované

d_1 x L	✉	Kód výrobku	d_1 x L	✉	Kód výrobku	d_1 x L	✉	Kód výrobku
M4X8	50	71556.040.008	M6X12	50	71556.060.012	M10X18	25	71556.100.018
M5X10	50	71556.050.010	M8X14	50	71556.080.014	M12X22	25	71556.120.022

- Pro použití v materiálech s pevností v tahu až do 300 N/mm^2.
- Slitiny lehkých kovů, litina, mosaz, bronz, neželezné kovy, plasty a tvrdá dřeva.
- Výhody samořezné závitové vložky s vnitřním šestihranem:
- Závitová vložka nemusí být našroubování na zařízení: uspoří až do výše 50% montážní čas.
- Jednoduché vkládání Typ nástroj 6102.
- Vložka potřebuje jen otočit ve směru hodinových ručiček.
- Závitové vložky je jednoduché odšroubovat.

Nástroj typ 610 pro samořezné závitové vložky



Technické údaje

d_1	L	S	S_1
M3	55	5	7
M4	60	5	7
M5	75	8	13
M6	75	8	13

d_1	L	S	S_1
M8	75	8	13
M10	95	12.5	19
M12	95	12.5	19

- L = celková délka.
- S = velikost čtverhranu s.
- S_1= kontramatice s.
- Pro ruční aplikaci Fabory samořezných závitových vložek typu 302, 307 a 308 (s pomocí nástrčného klíče a otevřeného klíče).

71595 **Nástroj typ 610 pro samořezné závitové vložky** **S94A**

Materiál Ocel

Nom. velikost d_1	✉	Kód výrobku	Nom. velikost d_1	✉	Kód výrobku	Nom. velikost d_1	✉	Kód výrobku
M3	1	71595.030.001	M6	1	71595.060.001	M10	1	71595.100.001
M4	1	71595.040.001	M8	1	71595.080.001	M12	1	71595.120.001
M5	1	71595.050.001						

- Pro tento nástroj nejsou k dispozici žádné náhradní díly.

Nástroje typ 620 pro samořeznou závitovou vložku

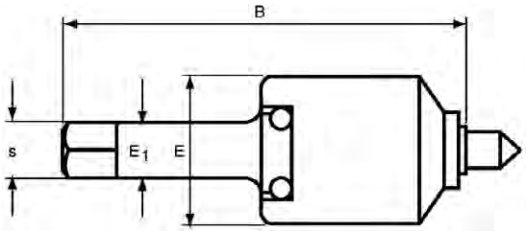

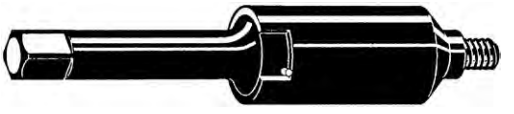

Technické údaje

d_1	B	E	E_1	S
M3	78	18	8	6.3
M4	78	18	8	6.3
M5	95	24	12.5	10
M6	95	24	12.5	10
M8	95	24	12.5	10
M10	118	32	16	12.5
M12	118	32	16	12.5

d_1	B	E	E_1	S
M14	145	50	25	20
M16	145	50	25	20
M20	169	58	25	20
M24	198	70	30	25
M27	198	70	30	25
M30	198	70	30	25

- **d_1= Pro rozměru d_1**
- **E = Průměr pouzdra E**
- **E_1= Průměr hřídele E_1**
- **S = Velikost klíče čtyřhranná**
- **B = Délka**
- Nástroj, náhradní závitové kolíky (trny) k dispozici, kód skupiny 71598.

71592	Nástroje typ 620 pro samořeznou závitovou vložku	S94A

Materiál Ocel

d_1	✉	Kód výrobku	d_1	✉	Kód výrobku	d_1	✉	Kód výrobku
M3	1	71592.030.001	M10	1	71592.100.001	M20	1	71592.200.001
M4	1	71592.040.001	M12	1	71592.120.001	M24	1	71592.240.001
M5	1	71592.050.001	M14	1	71592.140.001	M27	1	71592.270.001
M6	1	71592.060.001	M16	1	71592.160.001	M30	1	71592.300.001
M8	1	71592.080.001						

3

Náhradní závitový kolík

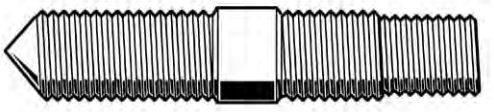

71597	Náhradní závitový kolík	S94A

d	✉	Kód výrobku	d	✉	Kód výrobku	d	✉	Kód výrobku
M3	1	71597.030.001	M10	1	71597.100.001	M20	1	71597.200.001
M4	1	71597.040.001	M12	1	71597.120.001	M22	1	71597.220.001
M5	1	71597.050.001	M14	1	71597.140.001	M24	1	71597.240.001
M6	1	71597.060.001	M16	1	71597.160.001	M30	1	71597.300.001
M8	1	71597.080.001						

Ruční nástroj typ 6102 pro závitové vložky s šestihranem

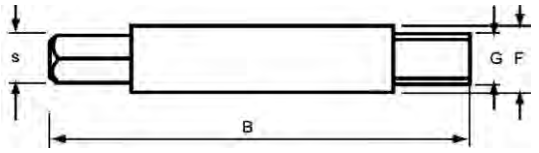



Technické údaje

Pro nom. velikost d_1	B	F	G	s	Pro nom. velikost d_1	B	F	G	s
M4	80	6	4.9	3.2	M8	100	10	8	6.6
M5	90	8	6.2	4.1	M10	110	12	9	8.3
M6	100	10	8	4.9	M12	125	14	11	10.1

- **s = šestihranný trn s (nom.).**
- **F = velikost nástroje F.**
- **G = velikost čtverhranu G.**
- **B = délka nástroje B.**

71580 **Ruční nástroj typ 6102 pro závitové vložky s šestihranem** **S94A**

Materiál Ocel

Pro nom. velikost d_1	✉	Kód výrobku	Pro nom. velikost d_1	✉	Kód výrobku	Pro nom. velikost d_1	✉	Kód výrobku
M4	1	71580.040.001	M6	1	71580.060.001	M10	1	71580.100.001
M5	1	71580.050.001	M8	1	71580.080.001	M12	1	71580.120.001

- Ruční / strojní nástroj 6102 je určen výhradně pro použití se samořeznými závitovými vložkami s vnitřním šestihranem, typů 302 2 a 308 2.
- Výhody samořezné závitové vložky s vnitřním šestihranem:
- Závitová vložka nemusí být našroubování na zařízení: uspoří až do výše 50% montážní čas.
- Jednoduché vkládání Typ nástroj 6102.
- Vložka potřebuje jen otočit ve směru hodinových ručiček.
- Závitové vložky je jednoduché odšroubovat.

Fabory Insertos

Fixação
Para a fixação dos insertos Fabory, estão disponíveis três ferramentas já mencionadas:

- Os insertos com sextavado interior **tipo 302 2** e **308 2** podem ser fixados com ferramenta manual/máquina **tipo 6102**
- Ferramenta manual **tipo 610**
- Ferramenta manual/máquina **tipo 620**

Ambas indicadas para insertos SEM sextavado interior: tipos 302, 307 e 308.

Para fixações rápidas de uma quantidade reduzida de insertos, é possível fazê-lo com porca e parafuso da medida correspondente.

Os insertos tipo 302, também estão disponíveis, em conjunto (S572). 420 produtos no total, medidas de M3 até M16, em aço, passivado a amarelo e algumas medidas em aço inox C4 (art. no. 41010.000.572).

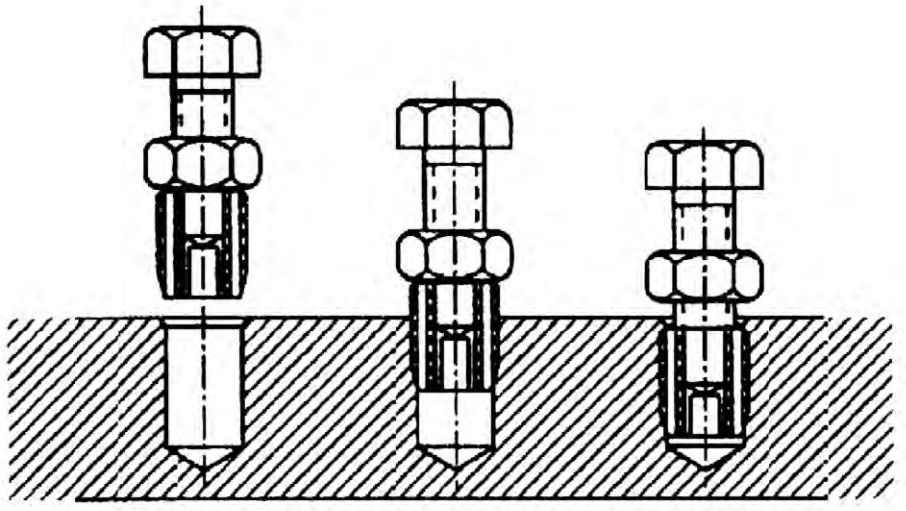

Nářadí, ochranné pomůcky a nástroje pro obrábění kovů, vše na www.fabory.com.

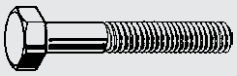
1 Šrouby

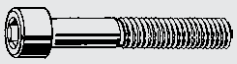
2 Produkty s vnitřním šestihranem

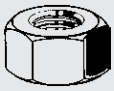
3 Matice, nýtovací matice a závitové vložky

4 Závitové tyče a svorníky

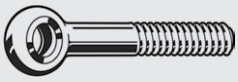
5 Šrouby s okem a hákem

6 Vruty, šrouby

I Seznam

7 Podložky a O-kroužky

8 Kotvy

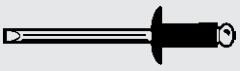
9 Nýty a kolíky

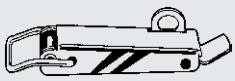
10 Nábytkářský a bezpečnostní materiál

11 Kolekce

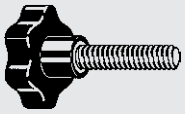
12 Strojní součástky

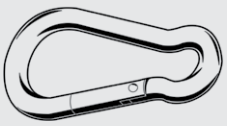
13 Speciální nerezový materiál

T Technické informace

Závitové tyče a svorníky 4

Strana 4-2
DIN 976-1A
Metrický

Strana 4-12
DIN ≈976-1
Metrický jemný

Strana 4-14
ASME B18.31.3
UNC

Strana 4-17
ASME B18.31.3
UNF

Strana 4-20
BSW

Strana 4-21
PERMAGLAS Metrický

Strana 4-22
PERMAGLAS Metrická

Strana 4-23
PERMAGLAS

Strana 4-24
Tr

Strana 4-25
Tr

Strana 4-26
Tr Bronz

Strana 4-27
DIN 938
≈ 1xd Metrický

Strana 4-29
DIN 939
≈ 1,25xd Metrický

Strana 4-33
DIN ≈939 (1955)
≈ 1,25xd BSW

Strana 4-34
DIN 835
≈ 2d Metrický

Strana 4-37
ASTM UNC

Strana 4-38
ASTM Metrický

Strana 4-39
ASME B16.5
UNC

Strana 4-55
BS ≈4882
Metrický

Strana 4-57
ASME B18.2.2
ASTM UNC

Strana 4-59
ASTM Metrická

Strana 4-61
DIN 2510 L/NF
Metrický

Strana 4-62
DIN 2510 NF
Pro svorníky se zúžením, metrická

Závitová tyč

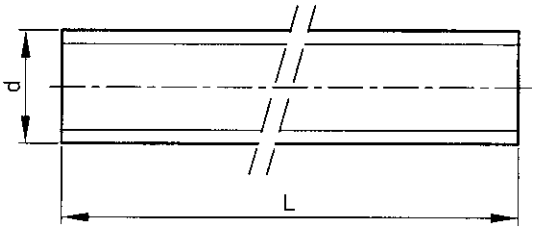

DIN	**976-1A**
NEN	≈2369
NF	≈25-136

Technické údaje

d	P	d	P
M2	0.4	M27	3
M2.5	0.45	M30	3.5
M3	0.5	M33	3.5
M4	0.7	M36	4
M5	0.8	M39	4
M6	1	M42	4.5
M7 (≠DIN)	1	M45	4.5
M8	1.25	M48	5
M10	1.5	M52	5
M12	1.75	M56	5.5
M14	2	M60	5.5
M16	2	M64	6
M18	2.5	M68	6
M20	2.5	M72	6
M22	2.5	M76 (≠DIN)	6
M24	3	M80 (≠DIN)	6

Konec závitové tyče je barevně označený k určení materiálu.

Barevné kódy závitových tyčí

Pevnostní třída	Materiál	Barva
4.8	Nelegovaná ocel a pozinkování	vlastní barva
4.8	Isometrický závit a žárový pozink	světle modrá
4.8	Zvětšený závit a žárový pozink	oranžová
8.8	Nelegovaná ocel, pozinkování, žlutá pasivace	žlutá
8.8	Isometrický závit a žárový pozink	ocelově šedá
8.8	Zvětšený závit a žárový pozink	fialová
10.9	Nelegovaná ocel	bílá
12.9	Nelegovaná ocel	černá
ASTM-B7	Nelegovaná ocel (UNC & 8UN)	vlastní barva
ASTM-B7	Nelegovaná ocel (metrická)	vlastní barva
St.St.-A2	Nerez A2 metrická	zelená
St.St.-A4	Nerez A4 metrická	červená

Skupiny produktů

Závit	Materiál	Třída	Povrchová úprava		Barva	Kód	Strana
M	Oc	≥4.8	Zn žl			20108	4-3
M	NO A2	70				51068	4-3
M	NO A4	70				55068	4-4
M	Oc	≥4.8		1 metr		20200	4-4
M	Oc	≥4.8	Zn	1 metr		20300	4-5
M	Oc	≥4.8	Zn	1 metr levý závit		20380	4-5
M	Oc	≥4.8	Zn žl	1 metr		20302	4-5
M	Oc	≥4.8	Žzn	1 metr zvětšený		20140	4-5
M	Oc	≥4.8	Žzn	1 metr ISO		20160	4-5
M	Oc	8.8		1 metr		20220	4-6
M	Oc	8.8	Zn	1 metr		20230	4-6
M	Oc	8.8	Zn	1 metr levý závit		20376	4-6
M	Oc	8.8	Zn žl	1 metr		20232	4-6
M	Oc	8.8	Žzn	1 metr zvětšený		20150	4-7
M	Oc	8.8	Žzn	1 metr ISO		20170	4-7
M	Oc	10.9		1 metr		20130	4-7
M	Oc	12.9		1 metr		20132	4-7
M	NO A2	70		1 metr		51070	4-8
M	NO A2	70		1 metr/Velké Balení		51064	4-8

Nářadí, ochranné pomůcky a nástroje pro obrábění kovů, vše na www.fabory.com.

Skupiny produktů

Závit	Materiál	Třída	Povrchová úprava		Barva	Kód	Strana
M	NO A4	70		1 metr		55070	4-8
M	NO A2	70		1 metr levý závit		51074	4-8
M	NO A4	70		1 meter levý závit		55074	4-9
M	Al P40			1 metr		45070	4-9
M	Al P60			1 metr		45270	4-9
M	Ti	Gr.2		1 metr		45940	4-9
M	Br Cu2/Cu3			1 metr		46090	4-9
M	Plast PA	PA 6.6		1 metr	Bílá	56170	4-9
M	Oc	≥4.8	Zn	2 metry		20330	4-10
M	Oc	≥4.8	Žzn	2 metry zvětšený		20145	4-10
M	Oc	8.8	Zn	2 metry		20372	4-10
M	Oc	8.8	Žzn	2 metry zvětšený		20155	4-10
M	NO A2	70		2 metry		51071	4-10
M	NO A4	70		2 metry		55071	4-11
M	Oc	≥4.8	Zn	3 metry		20410	4-11
M	Oc	≥4.8	Žzn	3 metry zvětšený		20147	4-11
M	Oc	8.8	Zn	3 metry		20395	4-11
M	Oc	8.8	Žzn	3 metry zvětšený		20157	4-11
M	NO A2	70		3 metry		51072	4-12
M	NO A4	70		3 metry		55072	4-12

20108 Svorník G05A

Závit Metrický závit
Materiál Ocel
Třída ≥4.8
Povrchová úprava Pozinkované žlutě pasivované

d x L	✉	Kód výrobku	d x L	✉	Kód výrobku	d x L	✉	Kód výrobku
M3X20	200	20108.030.020	M5X120	100	20108.050.120	M8X150	50	20108.080.150
M3X30	200	20108.030.030				M8X160	50	20108.080.160
M3X40	200	20108.030.040	M6X20	200	20108.060.020			
M3X50	200	20108.030.050	M6X30	200	20108.060.030	M10X30	100	20108.100.030
M3X60	200	20108.030.060	M6X40	200	20108.060.040	M10X40	100	20108.100.040
M3X70	200	20108.030.070	M6X50	200	20108.060.050	M10X50	100	20108.100.050
M3X80	200	20108.030.080	M6X60	200	20108.060.060	M10X60	100	20108.100.060
M3X90	200	20108.030.090	M6X70	200	20108.060.070	M10X70	100	20108.100.070
M3X100	200	20108.030.100	M6X80	100	20108.060.080	M10X80	100	20108.100.080
			M6X90	100	20108.060.090	M10X90	100	20108.100.090
M4X20	200	20108.040.020	M6X100	100	20108.060.100	M10X100	100	20108.100.100
M4X30	200	20108.040.030	M6X120	100	20108.060.120	M10X120	50	20108.100.120
M4X40	200	20108.040.040	M6X130	100	20108.060.130	M10X130	50	20108.100.130
M4X50	200	20108.040.050	M6X140	100	20108.060.140	M10X140	50	20108.100.140
M4X60	200	20108.040.060	M6X150	100	20108.060.150	M10X150	50	20108.100.150
M4X70	200	20108.040.070	M6X160	100	20108.060.160	M10X160	50	20108.100.160
M4X80	200	20108.040.080						
M4X90	100	20108.040.090	M8X30	200	20108.080.030	M12X40	100	20108.120.040
M4X100	100	20108.040.100	M8X40	200	20108.080.040	M12X50	100	20108.120.050
			M8X50	200	20108.080.050	M12X60	100	20108.120.060
M5X20	200	20108.050.020	M8X60	100	20108.080.060	M12X70	50	20108.120.070
M5X30	200	20108.050.030	M8X70	100	20108.080.070	M12X80	50	20108.120.080
M5X40	200	20108.050.040	M8X75	100	20108.080.075	M12X90	50	20108.120.090
M5X50	200	20108.050.050	M8X80	100	20108.080.080	M12X100	50	20108.120.100
M5X60	200	20108.050.060	M8X90	100	20108.080.090	M12X120	50	20108.120.120
M5X70	200	20108.050.070	M8X100	100	20108.080.100	M12X130	50	20108.120.130
M5X80	100	20108.050.080	M8X120	100	20108.080.120	M12X140	50	20108.120.140
M5X90	100	20108.050.090	M8X130	100	20108.080.130	M12X150	50	20108.120.150
M5X100	100	20108.050.100	M8X140	50	20108.080.140	M12X160	25	20108.120.160

51068 Svorník R09A

Závit Metrický závit
Materiál Nerezocel A2
Třída 70

RoHS

d x L	✉	Kód výrobku	d x L	✉	Kód výrobku	d x L	✉	Kód výrobku
M4X20	100	51068.040.020	M5X30	100	51068.050.030	M5X80	50	51068.050.080
M4X30	100	51068.040.030	M5X40	100	51068.050.040	M5X90	50	51068.050.090
M4X40	100	51068.040.040	M5X50	100	51068.050.050	M5X100	50	51068.050.100
M4X50	100	51068.040.050	M5X60	100	51068.050.060	M5X120	50	51068.050.120
M4X60	100	51068.040.060	M5X70	100	51068.050.070			

51068 Svorník

d x L	✉	Kód výrobku	d x L	✉	Kód výrobku	d x L	✉	Kód výrobku
M6X30	100	51068.060.030	M8X100	50	51068.080.100	M12X40	50	51068.120.040
M6X40	100	51068.060.040	M8X120	50	51068.080.120	M12X50	50	51068.120.050
M6X50	100	51068.060.050	M8X130	50	51068.080.130	M12X60	50	51068.120.060
M6X60	100	51068.060.060	M8X140	25	51068.080.140	M12X65	25	51068.120.065
M6X70	100	51068.060.070	M8X150	25	51068.080.150	M12X70	25	51068.120.070
M6X80	50	51068.060.080	M8X160	25	51068.080.160	M12X80	25	51068.120.080
M6X90	50	51068.060.090	M8X200	25	51068.080.200	M12X90	25	51068.120.090
M6X100	50	51068.060.100				M12X100	25	51068.120.100
M6X120	50	51068.060.120	M10X40	50	51068.100.040	M12X120	25	51068.120.120
M6X130	50	51068.060.130	M10X50	50	51068.100.050	M12X130	25	51068.120.130
M6X140	50	51068.060.140	M10X60	50	51068.100.060	M12X140	25	51068.120.140
M6X150	50	51068.060.150	M10X70	50	51068.100.070	M12X150	25	51068.120.150
M6X160	50	51068.060.160	M10X80	50	51068.100.080	M12X160	10	51068.120.160
			M10X90	50	51068.100.090			
M8X30	100	51068.080.030	M10X100	50	51068.100.100	M16X65	10	51068.160.065
M8X40	100	51068.080.040	M10X120	25	51068.100.120	M16X80	10	51068.160.080
M8X50	100	51068.080.050	M10X130	25	51068.100.130			
M8X60	50	51068.080.060	M10X140	25	51068.100.140	M20X100	10	51068.200.100
M8X70	50	51068.080.070	M10X150	25	51068.100.150	M20X150	10	51068.200.150
M8X80	50	51068.080.080	M10X160	25	51068.100.160			
M8X90	50	51068.080.090						

- Rozměry průměru > M24 jsou minimální třídy vlastností 50.

55068 Závitová tyč

R49A

Závit	Metrický závit
Materiál	Nerezocel A4
Třída	70

d x L	✉	Kód výrobku	d x L	✉	Kód výrobku	d x L	✉	Kód výrobku
M4X20	100	55068.040.020	M8X50	100	55068.080.050	M10X140	25	55068.100.140
			M8X60	50	55068.080.060	M10X150	25	55068.100.150
M5X30	100	55068.050.030	M8X70	50	55068.080.070			
M5X40	100	55068.050.040	M8X80	50	55068.080.080	M12X40	50	55068.120.040
M5X50	100	55068.050.050	M8X100	50	55068.080.100	M12X50	50	55068.120.050
M5X60	100	55068.050.060	M8X120	50	55068.080.120	M12X60	50	55068.120.060
M5X80	50	55068.050.080	M8X130	50	55068.080.130	M12X70	25	55068.120.070
			M8X160	25	55068.080.160	M12X80	25	55068.120.080
M6X30	100	55068.060.030				M12X100	25	55068.120.100
M6X40	100	55068.060.040	M10X40	50	55068.100.040	M12X120	25	55068.120.120
M6X50	100	55068.060.050	M10X50	50	55068.100.050	M12X130	25	55068.120.130
M6X60	100	55068.060.060	M10X60	50	55068.100.060	M12X150	25	55068.120.150
M6X70	100	55068.060.070	M10X70	50	55068.100.070	M12X160	10	55068.120.160
M6X80	50	55068.060.080	M10X80	50	55068.100.080			
M6X100	50	55068.060.100	M10X90	50	55068.100.090	M16X50	10	55068.160.050
			M10X100	50	55068.100.100	M16X60	50	55068.160.060
M8X30	100	55068.080.030	M10X120	25	55068.100.120			
M8X40	100	55068.080.040	M10X130	25	55068.100.130	M20X340	1	55068.200.340

- Rozměry průměru > M24 jsou minimální třídy vlastností 50.

20200 Závitová tyč, délka 1 m

G01A

Závit	Metrický závit
Materiál	Ocel
Třída	≥4.8

d	✉	Kód výrobku	d	✉	Kód výrobku	d	✉	Kód výrobku
M2	20	20200.020.001	M18	5	20200.180.001	M48	2	20200.480.001
M3	20	20200.030.001	M20	2	20200.200.001	M52	1	20200.520.001
M4	20	20200.040.001	M22	2	20200.220.001	M56	1	20200.560.001
M5	10	20200.050.001	M24	2	20200.240.001	M60	1	20200.600.001
M6	10	20200.060.001	M27	2	20200.270.001	M64	1	20200.640.001
M7	10	20200.070.001	M30	2	20200.300.001	M68	1	20200.680.001
M8	10	20200.080.001	M33	2	20200.330.001	M72	1	20200.720.001
M10	10	20200.100.001	M36	2	20200.360.001	M76	1	20200.760.001
M12	10	20200.120.001	M39	2	20200.390.001	M80	1	20200.800.001
M14	5	20200.140.001	M42	2	20200.420.001			
M16	5	20200.160.001	M45	2	20200.450.001			

20300 Závitová tyč, délka 1 m — G03A

Závit Metrický závit
Materiál Ocel
Třída ≥4.8
Povrchová úprava Pozinkované

d	✉	Kód výrobku	d	✉	Kód výrobku	d	✉	Kód výrobku
M3	20	20300.030.001	M12	10	20300.120.001	M27	2	20300.270.001
M4	20	20300.040.001	M14	5	20300.140.001	M30	2	20300.300.001
M5	10	20300.050.001	M16	5	20300.160.001	M33	2	20300.330.001
M6	10	20300.060.001	M18	5	20300.180.001	M36	2	20300.360.001
M7	10	20300.070.001	M20	2	20300.200.001	M39	2	20300.390.001
M8	10	20300.080.001	M22	2	20300.220.001	M42	2	20300.420.001
M10	10	20300.100.001	M24	2	20300.240.001	M45	1	20300.450.001

20380 Závitová tyč, délka 1 m, levý závit — G05A

Závit Metrický závit
Materiál Ocel
Třída ≥4.8
Povrchová úprava Pozinkované

d	✉	Kód výrobku	d	✉	Kód výrobku	d	✉	Kód výrobku
M3	10	20380.030.001	M10	2	20380.100.001	M20	1	20380.200.001
M4	10	20380.040.001	M12	2	20380.120.001	M22	1	20380.220.001
M5	5	20380.050.001	M14	1	20380.140.001	M24	1	20380.240.001
M6	2	20380.060.001	M16	1	20380.160.001	M27	1	20380.270.001
M8	2	20380.080.001	M18	1	20380.180.001	M30	1	20380.300.001

20302 Závitová tyč, délka 1 m — G03A

Závit Metrický závit
Materiál Ocel
Třída ≥4.8
Povrchová úprava Pozinkované žlutě pasivované

d	✉	Kód výrobku	d	✉	Kód výrobku	d	✉	Kód výrobku
M5	10	20302.050.001	M10	10	20302.100.001	M20	2	20302.200.001
M6	10	20302.060.001	M12	10	20302.120.001	M24	2	20302.240.001
M8	10	20302.080.001	M16	5	20302.160.001			

20140 Závitová tyč, délka 1 m, zvětšený závit — A08C

Závit Metrický závit
Materiál Ocel
Třída ≥4.8
Povrchová úprava Žárový zinek

d	✉	Kód výrobku	d	✉	Kód výrobku	d	✉	Kód výrobku
M10	5	20140.100.001	M20	3	20140.200.001	M30	2	20140.300.001
M12	5	20140.120.001	M24	3	20140.240.001	M33	2	20140.330.001
M16	5	20140.160.001	M27	2	20140.270.001	M36	2	20140.360.001

- U žárově zinkovaných závitových tyčí se ZVĚTŠENÝM závitem je zinková vrstva aplikována NA normální závit, takže PO zinkování již závit těchto závitových tyčí neodpovídá ISO-metrickému lícování, nýbrž je tlustší, proto je nazýván ZVĚTŠENÝ.
- Závity neodpovídají běžnému lícování a nelze je použít např. do běžných závitových otvorů. Odpovídající ZVĚTŠENÉ matice jsou vyrobeny s rozměry PO zinkování o cca 0,3 mm většími, čímž dokonale lícují s těmito závitovými tyčemi.

20160 Závitová tyč, délka 1 m, iso-metrický závit — A08C

Závit Metrický závit
Materiál Ocel
Třída ≥4.8
Povrchová úprava Žárový zinek

d	✉	Kód výrobku	d	✉	Kód výrobku	d	✉	Kód výrobku
M10	5	20160.100.001	M20	3	20160.200.001	M30	2	20160.300.001
M12	5	20160.120.001	M24	3	20160.240.001	M36	2	20160.360.001
M16	5	20160.160.001	M27	2	20160.270.001			

20160 Závitová tyč, délka 1 m, iso-metrický závit

- U žárově zinkovaných závitových tyčí s ISO-METRICKÝM LÍCOVANÝM závitem je závit vyválcován s menšími rozměry, takže správných rozměrů dle toleranční třídy h dosáhne AŽ PO zinkování.
- Výhodou tohoto způsobu výroby je, že je závitové tyče možné bez problémů používat v jakémkoli závitovém otvoru.
- Závit odpovídajících ISO-METRICKÝCH LÍCOVANÝCH matic je vyroben v toleranční třídě 6H PO zinkování, takže matice se závitovými tyčemi dokonale lícují.

20220 Závitová tyč, délka 1 m — G04A

Závit Metrický závit
Materiál Ocel
Třída 8.8

d	✉	Kód výrobku	d	✉	Kód výrobku	d	✉	Kód výrobku
M5	10	20220.050.001	M20	3	20220.200.001	M42	1	20220.420.001
M6	10	20220.060.001	M22	3	20220.220.001	M45	1	20220.450.001
M8	10	20220.080.001	M24	3	20220.240.001	M48	1	20220.480.001
M10	10	20220.100.001	M27	2	20220.270.001	M52	1	20220.520.001
M12	5	20220.120.001	M30	2	20220.300.001	M56	1	20220.560.001
M14	5	20220.140.001	M33	2	20220.330.001	M60	1	20220.600.001
M16	5	20220.160.001	M36	2	20220.360.001	M64	1	20220.640.001
M18	3	20220.180.001	M39	1	20220.390.001			

20230 Závitová tyč, délka 1 m — G04A

Závit Metrický závit
Materiál Ocel
Třída 8.8
Povrchová úprava Pozinkované

d	✉	Kód výrobku	d	✉	Kód výrobku	d	✉	Kód výrobku
M4	10	20230.040.001	M18	3	20230.180.001	M39	1	20230.390.001
M5	10	20230.050.001	M20	3	20230.200.001	M42	1	20230.420.001
M6	10	20230.060.001	M22	3	20230.220.001	M45	1	20230.450.001
M8	10	20230.080.001	M24	3	20230.240.001	M48	1	20230.480.001
M10	10	20230.100.001	M27	2	20230.270.001	M52	1	20230.520.001
M12	5	20230.120.001	M30	2	20230.300.001	M56	1	20230.560.001
M14	5	20230.140.001	M33	2	20230.330.001	M60	1	20230.600.001
M16	5	20230.160.001	M36	2	20230.360.001	M64	1	20230.640.001

20376 Závitová tyč, délka 1 m, levý závit — G05A

Závit Metrický závit
Materiál Ocel
Třída 8.8
Povrchová úprava Pozinkované

d	✉	Kód výrobku	d	✉	Kód výrobku	d	✉	Kód výrobku
M6	2	20376.060.001	M12	2	20376.120.001	M24	1	20376.240.001
M8	2	20376.080.001	M16	1	20376.160.001	M30	1	20376.300.001
M10	2	20376.100.001	M20	1	20376.200.001			

20232 Závitová tyč, délka 1 m — G06A

Závit Metrický závit
Materiál Ocel
Třída 8.8
Povrchová úprava Pozinkované žlutě pasivované

d	✉	Kód výrobku	d	✉	Kód výrobku	d	✉	Kód výrobku
M6	10	20232.060.001	M14	5	20232.140.001	M20	3	20232.200.001
M8	10	20232.080.001	M16	5	20232.160.001	M22	3	20232.220.001
M10	10	20232.100.001	M18	3	20232.180.001	M24	3	20232.240.001
M12	5	20232.120.001						

20150 Závitová tyč, délka 1 m, zvětšený závit — A08C

Závit Metrický závit
Materiál Ocel
Třída 8.8
Povrchová úprava Žárový zinek

d	✉	Kód výrobku	d	✉	Kód výrobku	d	✉	Kód výrobku
M10	5	20150.100.001	M27	2	20150.270.001	M39	1	20150.390.001
M12	5	20150.120.001	M30	2	20150.300.001	M42	1	20150.420.001
M16	5	20150.160.001	M33	2	20150.330.001	M45	1	20150.450.001
M20	3	20150.200.001	M36	2	20150.360.001	M48	1	20150.480.001
M24	3	20150.240.001						

- U žárově zinkovaných závitových tyčí se ZVĚTŠENÝM závitem je zinková vrstva aplikována NA normální závit, takže PO zinkování již závit těchto závitových tyčí neodpovídá ISO-metrickému lícování, nýbrž je tlustší, proto je nazýván ZVĚTŠENÝ.
- Závity neodpovídají běžnému lícování a nelze je použít např. do běžných závitových otvorů.
- Odpovídající ZVĚTŠENÉ matice jsou vyrobeny s rozměry PO zinkování o cca 0,3 mm většími, čímž dokonale lícují s těmito závitovými tyčemi.

4

20170 Závitová tyč, délka 1 m, ISO-metrický závit — A08C

Závit Metrický závit
Materiál Ocel
Třída 8.8
Povrchová úprava Žárový zinek

d	✉	Kód výrobku	d	✉	Kód výrobku	d	✉	Kód výrobku
M10	5	20170.100.001	M24	3	20170.240.001	M39	1	20170.390.001
M12	5	20170.120.001	M27	2	20170.270.001	M42	1	20170.420.001
M16	5	20170.160.001	M30	2	20170.300.001	M45	1	20170.450.001
M20	3	20170.200.001	M36	2	20170.360.001			

- U žárově zinkovaných závitových tyčí s ISO-METRICKÝM LÍCOVANÝM závitem je závit vyválcován s menšími rozměry, takže správných rozměrů dle toleranční třídy h dosáhne AŽ PO zinkování.
- Výhodou tohoto způsobu výroby je, že je závitové tyče možné bez problémů používat v jakémkoli závitovém otvoru.
- Závit odpovídajících ISO-METRICKÝCH LÍCOVANÝCH matic je vyroben v toleranční třídě 6H PO zinkování, takže matice se závitovými tyčemi dokonale lícují.

20130 Závitová tyč, délka 1 m — G04A

Závit Metrický závit
Materiál Ocel
Třída 10.9

d	✉	Kód výrobku	d	✉	Kód výrobku	d	✉	Kód výrobku
M5	5	20130.050.001	M16	3	20130.160.001	M30	2	20130.300.001
M6	5	20130.060.001	M18	3	20130.180.001	M33	2	20130.330.001
M8	5	20130.080.001	M20	3	20130.200.001	M36	2	20130.360.001
M10	5	20130.100.001	M22	3	20130.220.001	M39	2	20130.390.001
M12	5	20130.120.001	M24	3	20130.240.001	M42	1	20130.420.001
M14	5	20130.140.001	M27	2	20130.270.001	M45	1	20130.450.001

- UPOZORNĚNÍ: Elektrolytické pokovení těchto produktů může způsobit vodíkovou křehkost.

20132 Závitová tyč, délka 1 m — G04A

Závit Metrický závit
Materiál Ocel
Třída 12.9

d	✉	Kód výrobku	d	✉	Kód výrobku	d	✉	Kód výrobku
M8	5	20132.080.001	M16	3	20132.160.001	M27	2	20132.270.001
M10	5	20132.100.001	M20	3	20132.200.001	M30	2	20132.300.001
M12	5	20132.120.001	M24	3	20132.240.001			

- UPOZORNĚNÍ: Elektrolytické pokovení těchto produktů může způsobit vodíkovou křehkost.

51070 Závitová tyč, délka 1 m — Q03A

Závit Metrický závit
Materiál Nerezocel A2
Třída 70

d	✉	Kód výrobku	d	✉	Kód výrobku	d	✉	Kód výrobku
M2*	20	51070.020.001	M12	5	51070.120.001	M30	1	51070.300.001
M2,5*	20	51070.025.001	M14	5	51070.140.001	M33	1	51070.330.001
M3	10	51070.030.001	M16	5	51070.160.001	M36	1	51070.360.001
M4	10	51070.040.001	M18	3	51070.180.001	M39*	5	51070.390.001
M5	10	51070.050.001	M20	3	51070.200.001	M42*	5	51070.420.001
M6	10	51070.060.001	M22	2	51070.220.001	M45*	5	51070.450.001
M8	10	51070.080.001	M24	2	51070.240.001	M48*	5	51070.480.001
M10	10	51070.100.001	M27	1	51070.270.001	M52*	1	51070.520.001

- Rozměry průměru > M24 jsou minimální třídy vlastností 50.

4

51064 Závitová tyč, délka 1 m — Q03A

Závit Metrický závit
Materiál Nerezocel A2
Třída 70

d	✉	Kód výrobku	d	✉	Kód výrobku	d	✉	Kód výrobku
M6	50	51064.060.001	M10	25	51064.100.001	M16	15	51064.160.001
M8	25	51064.080.001	M12	25	51064.120.001			

- Rozměry průměru > M24 jsou minimální třídy vlastností 50.

55070 Závitová tyč, délka 1 m — Q43A

Závit Metrický závit
Materiál Nerezocel A4
Třída 70

d	✉	Kód výrobku	d	✉	Kód výrobku	d	✉	Kód výrobku
M2	10	55070.020.001	M12	5	55070.120.001	M30	1	55070.300.001
M2,5	10	55070.025.001	M14	5	55070.140.001	M33	1	55070.330.001
M3	10	55070.030.001	M16	5	55070.160.001	M36	1	55070.360.001
M4	10	55070.040.001	M18	3	55070.180.001	M39*	5	55070.390.001
M5	10	55070.050.001	M20	3	55070.200.001	M42*	5	55070.420.001
M6	10	55070.060.001	M22	2	55070.220.001	M45*	5	55070.450.001
M8	10	55070.080.001	M24	2	55070.240.001	M48*	5	55070.480.001
M10	10	55070.100.001	M27	1	55070.270.001	M52*	1	55070.520.001

- Rozměry průměru > M24 jsou minimální třídy vlastností 50.

51074 Závitová tyč, délka 1 m, levý závit — R09A

Závit Metrický závit
Materiál Nerezocel A2
Třída 70

d	✉	Kód výrobku	d	✉	Kód výrobku	d	✉	Kód výrobku
M5*	100	51074.050.001	M12	2	51074.120.001	M18*	10	51074.180.001
M6	2	51074.060.001	M14*	10	51074.140.001	M20	1	51074.200.001
M8	2	51074.080.001	M16	1	51074.160.001	M24	1	51074.240.001
M10	2	51074.100.001						

- Rozměry průměru > M24 jsou minimální třídy vlastností 50.

55074 Závitová tyč, délka 1 metr, levý závit — R09A

Závit Metrický závit
Materiál Nerezocel A4
Třída 70

d	✉	Kód výrobku	d	✉	Kód výrobku	d	✉	Kód výrobku
M5*	100	55074.050.001	M10*	25	55074.100.001	M16*	10	55074.160.001
M6*	100	55074.060.001	M12*	20	55074.120.001	M18*	10	55074.180.001
M8*	50	55074.080.001	M14*	10	55074.140.001	M20*	5	55074.200.001

45070 Závitová tyč, délka 1 m — W01A

Závit Metrický závit
Materiál Hliník P40

d	✉	Kód výrobku	d	✉	Kód výrobku	d	✉	Kód výrobku
M4	1	45070.040.001	M6	10	45070.060.001	M10	5	45070.100.001
M5	10	45070.050.001	M8	5	45070.080.001			

45270 Závitová tyč, délka 1 m — W01A

Závit Metrický závit
Materiál Hliník P60

d	✉	Kód výrobku	d	✉	Kód výrobku	d	✉	Kód výrobku
M8	5	45270.080.001	M10	5	45270.100.001	M12	5	45270.120.001

45940 Závitová tyč, délka 1 m — W01A

Závit Metrický závit
Materiál Titan
Třída Gr.2

d	✉	Kód výrobku	d	✉	Kód výrobku	d	✉	Kód výrobku
M6	1	45940.060.001	M8	1	45940.080.001	M10	1	45940.100.001

46090 Závitová tyč, délka 1 m — M01A

Závit Metrický závit
Materiál Mosaz Cu2/Cu3

d	✉	Kód výrobku	d	✉	Kód výrobku	d	✉	Kód výrobku
M3	10	46090.030.001	M8	10	46090.080.001	M16	2	46090.160.001
M4	10	46090.040.001	M10	5	46090.100.001	M18	2	46090.180.001
M5	10	46090.050.001	M12	5	46090.120.001	M20	2	46090.200.001
M6	10	46090.060.001	M14	2	46090.140.001	M22	2	46090.220.001

56170 Závitová tyč, délka 1 m plast — W02A

Závit Metrický závit
Materiál Plast Polyamid (nylon)
Třída PA 6.6
Barva Bílá

d	✉	Kód výrobku	d	✉	Kód výrobku	d	✉	Kód výrobku
M3	10	56170.030.001	M8	5	56170.080.001	M14	2	56170.140.001
M4	10	56170.040.001	M10	5	56170.100.001	M16	2	56170.160.001
M5	5	56170.050.001	M12	2	56170.120.001	M20	1	56170.200.001
M6	5	56170.060.001						

20330 Závitová tyč, délka 2 m — G06A

Závit Metrický závit
Materiál Ocel
Třída ≥4.8
Povrchová úprava Pozinkované

d	✉	Kód výrobku	d	✉	Kód výrobku	d	✉	Kód výrobku
M5	10	20330.050.001	M12	10	20330.120.001	M24	2	20330.240.001
M6	10	20330.060.001	M16	5	20330.160.001	M27	1	20330.270.001
M8	10	20330.080.001	M20	2	20330.200.001	M30	1	20330.300.001
M10	10	20330.100.001						

20145 Závitová tyč, délka 2 metry,nadrozměrný závit — A08A

Závit Metrický závit
Materiál Ocel
Třída ≥4.8
Povrchová úprava Žárový zinek

d	✉	Kód výrobku	d	✉	Kód výrobku	d	✉	Kód výrobku
M10	1	20145.100.001	M16	1	20145.160.001	M24	1	20145.240.001
M12	1	20145.120.001	M20	1	20145.200.001	M27	1	20145.270.001

20372 Závitová tyč, délka 2 m — G05A

Závit Metrický závit
Materiál Ocel
Třída 8.8
Povrchová úprava Pozinkované

d	✉	Kód výrobku	d	✉	Kód výrobku	d	✉	Kód výrobku
M5	10	20372.050.001	M12	10	20372.120.001	M22	2	20372.220.001
M6	10	20372.060.001	M14	5	20372.140.001	M24	2	20372.240.001
M8	10	20372.080.001	M16	5	20372.160.001	M30	1	20372.300.001
M10	10	20372.100.001	M20	2	20372.200.001	M36	1	20372.360.001

20155 Závitová tyč, délka 2 metry, zvětšený závit — A08A

Závit Metrický závit
Materiál Ocel
Třída 8.8
Povrchová úprava Žárový zinek

d	✉	Kód výrobku	d	✉	Kód výrobku	d	✉	Kód výrobku
M12	1	20155.120.001	M20	1	20155.200.001	M30	1	20155.300.001
M16	1	20155.160.001	M24	1	20155.240.001	M36	1	20155.360.001

- U žárově zinkovaných závitových tyčí se ZVĚTŠENÝM závitem je zinková vrstva aplikována NA normální závit, takže PO zinkování již závit těchto závitových tyčí neodpovídá ISO-metrickému lícování, nýbrž je tlustší, proto je nazýván ZVĚTŠENÝ.
- Závity neodpovídají běžnému lícování a nelze je použít např. do běžných závitových otvorů.
- Odpovídající ZVĚTŠENÉ matice jsou vyrobeny s rozměry PO zinkování o cca 0,3 mm většími, čímž dokonale lícují s těmito závitovými tyčemi..

51071 Závitová tyč, délka 2 m — R09A

Závit Metrický závit
Materiál Nerezocel A2
Třída 70

d	✉	Kód výrobku	d	✉	Kód výrobku	d	✉	Kód výrobku
M6	5	51071.060.001	M18*	5	51071.180.001	M33*	1	51071.330.001
M8	5	51071.080.001	M20	1	51071.200.001	M36*	1	51071.360.001
M10	2	51071.100.001	M22*	1	51071.220.001	M39*	1	51071.390.001
M12	2	51071.120.001	M24	1	51071.240.001	M42*	1	51071.420.001
M14*	10	51071.140.001	M27*	1	51071.270.001	M45*	1	51071.450.001
M16	2	51071.160.001	M30*	1	51071.300.001			

- Rozměry průměru > M24 jsou minimální třídy vlastností 50.

55071 Závitová tyč, délka 2 m — R49A

Závit Metrický závit
Materiál Nerezocel A4
Třída 70

d	✉	Kód výrobku	d	✉	Kód výrobku	d	✉	Kód výrobku
M6	5	55071.060.001	M18*	5	55071.180.001	M36*	1	55071.360.001
M8	5	55071.080.001	M20	1	55071.200.001	M39*	1	55071.390.001
M10	2	55071.100.001	M22*	1	55071.220.001	M42*	1	55071.420.001
M12	2	55071.120.001	M27*	1	55071.270.001	M45*	1	55071.450.001
M14*	10	55071.140.001	M30*	1	55071.300.001			
M16	2	55071.160.001	M33*	1	55071.330.001			

- Rozměry průměru > M24 jsou minimální třídy vlastností 50.

4

20410 Závitová tyč, délka 3 m — G05A

Závit Metrický závit
Materiál Ocel
Třída ≥4.8
Povrchová úprava Pozinkované

d	✉	Kód výrobku	d	✉	Kód výrobku	d	✉	Kód výrobku
M6	10	20410.060.001	M12	5	20410.120.001	M24	2	20410.240.001
M8	10	20410.080.001	M16	2	20410.160.001	M30	1	20410.300.001
M10	5	20410.100.001	M20	2	20410.200.001			

20147 Závitová tyč, délka 3 metry, zvětšený závit — A08A

Závit Metrický závit
Materiál Ocel
Třída ≥4.8
Povrchová úprava Žárový zinek

d	✉	Kód výrobku	d	✉	Kód výrobku	d	✉	Kód výrobku
M12	1	20147.120.001	M24	1	20147.240.001	M30	1	20147.300.001
M16	1	20147.160.001	M27	1	20147.270.001	M36	1	20147.360.001
M20	1	20147.200.001						

- U žárově zinkovaných závitových tyčí se ZVĚTŠENÝM závitem je zinková vrstva aplikována NA normální závit, takže PO zinkování již závit těchto závitových tyčí neodpovídá ISO-metrickému lícování, nýbrž je tlustší, proto je nazýván ZVĚTŠENÝ.
- Závity neodpovídají běžnému lícování a nelze je použít např. do běžných závitových otvorů. Odpovídající ZVĚTŠENÉ matice jsou vyrobeny s rozměry PO zinkování o cca 0,3 mm většími, čímž dokonale lícují s těmito závitovými tyčemi.

20395 Závitová tyč, délka 3 m — G05A

Závit Metrický závit
Materiál Ocel
Třída 8.8
Povrchová úprava Pozinkované

d	✉	Kód výrobku	d	✉	Kód výrobku	d	✉	Kód výrobku
M6	10	20395.060.001	M12	5	20395.120.001	M24	1	20395.240.001
M8	10	20395.080.001	M16	2	20395.160.001	M30	1	20395.300.001
M10	5	20395.100.001	M20	1	20395.200.001	M36	1	20395.360.001

20157 Závitová tyč, délka 3 metry, zvětšený závit — A08A

Závit Metrický závit
Materiál Ocel
Třída 8.8
Povrchová úprava Žárový zinek

d	✉	Kód výrobku	d	✉	Kód výrobku	d	✉	Kód výrobku
M12	1	20157.120.001	M24	1	20157.240.001	M30	1	20157.300.001
M16	1	20157.160.001	M27	1	20157.270.001	M36	1	20157.360.001
M20	1	20157.200.001						

- U žárově zinkovaných závitových tyčí se ZVĚTŠENÝM závitem je zinková vrstva aplikována NA normální závit, takže PO zinkování již závit těchto závitových tyčí neodpovídá ISO-metrickému lícování, nýbrž je tlustší, proto je nazýván ZVĚTŠENÝ.
- Závity neodpovídají běžnému lícování a nelze je použít např. do běžných závitových otvorů.
- Odpovídající ZVĚTŠENÉ matice jsou vyrobeny s rozměry PO zinkování o cca 0,3 mm většími, čímž dokonale lícují s těmito závitovými tyčemi..

51072 Závitová tyč, délka 3 m — R09A

Závit	Metrický závit
Materiál	Nerezocel A2
Třída	70

d	✉	Kód výrobku	d	✉	Kód výrobku	d	✉	Kód výrobku
M6	5	51072.060.001	M18*	5	51072.180.001	M33*	1	51072.330.001
M8	5	51072.080.001	M20	1	51072.200.001	M36*	1	51072.360.001
M10	2	51072.100.001	M22*	1	51072.220.001	M39*	1	51072.390.001
M12	2	51072.120.001	M24	1	51072.240.001	M42*	1	51072.420.001
M14*	10	51072.140.001	M27*	1	51072.270.001	M45*	1	51072.450.001
M16	2	51072.160.001	M30*	1	51072.300.001			

- Rozměry průměru > M24 jsou minimální třídy vlastností 50.

4

55072 Závitová tyč, délka 3 m — R49A

Závit	Metrický závit
Materiál	Nerezocel A4
Třída	70

d	✉	Kód výrobku	d	✉	Kód výrobku	d	✉	Kód výrobku
M6	5	55072.060.001	M18*	5	55072.180.001	M33*	1	55072.330.001
M8	5	55072.080.001	M20	1	55072.200.001	M36*	1	55072.360.001
M10	2	55072.100.001	M24	1	55072.240.001	M39*	1	55072.390.001
M12	2	55072.120.001	M27*	1	55072.270.001	M42*	1	55072.420.001
M16	2	55072.160.001	M30	1	55072.300.001	M45*	1	55072.450.001

- Rozměry průměru > M24 jsou minimální třídy vlastností 50.

Závitová tyč MF

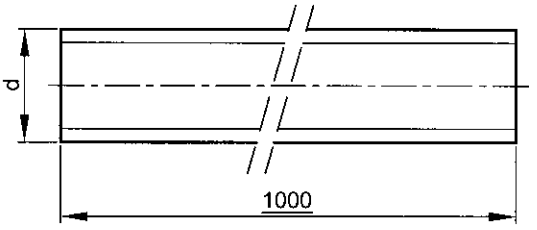

DIN	**≈976-1**
NEN	≈2369
NF	≈25-136

Konec závitové tyče je barevně označený k určení materiálu.

Barevné kódy závitových tyčí

Pevnostní třída	Materiál	Barva
4.8	Nelegovaná ocel a pozinkování	vlastní barva
4.8	Isometrický závit a žárový pozink	světle modrá
4.8	Zvětšený závit a žárový pozink	oranžová
8.8	Nelegovaná ocel, pozinkování, žlutá pasivace	žlutá
8.8	Isometrický závit a žárový pozink	ocelově šedá
8.8	Zvětšený závit a žárový pozink	fialová
10.9	Nelegovaná ocel	bílá
12.9	Nelegovaná ocel	černá
ASTM-B7	Nelegovaná ocel (UNC & 8UN)	vlastní barva
ASTM-B7	Nelegovaná ocel (metrická)	vlastní barva
St.St.-A2	Nerez A2 metrická	zelená
St.St.-A4	Nerez A4 metrická	červená

Skupiny produktů

Závit	Materiál	Třída	Povrchová úprava		Kód	Strana
MF	Oc	≥4.8	Zn	1 metr	20360	4-13
MF	Oc	8.8	Zn	1 metr	20235	4-13
MF	NO A4	70		1 metr	55067	4-13

20360 Závitová tyč, délka 1 m — G05A

Závit	Metrický jemný závit
Materiál	Ocel
Třída	≥4.8
Povrchová úprava	Pozinkované

DIN **976-1**

d x P	✉	Kód výrobku	d x P	✉	Kód výrobku	d x P	✉	Kód výrobku
M8X1,00	2	20360.080.100	M16X1,50	1	20360.160.150	M27X1,50 (≠DIN)	1	20360.270.150
M10X1,00	2	20360.100.100	M18X1,50	1	20360.180.150	M27X2,00	1	20360.270.200
M10X1,25	2	20360.100.125	M20X1,50	1	20360.200.150	M30X1,50 (≠DIN)	1	20360.300.150
M12X1,25	2	20360.120.125	M22X1,50	1	20360.220.150	M30X2,00	1	20360.300.200
M12X1,50	2	20360.120.150	M24X1,50 (≠DIN)	1	20360.240.150			
M14X1,50	1	20360.140.150	M24X2,00	1	20360.240.200			

20235 Závitová tyč, délka 1 m — G05A

Závit	Metrický jemný závit
Materiál	Ocel
Třída	8.8
Povrchová úprava	Pozinkované

d x P	✉	Kód výrobku	d x P	✉	Kód výrobku	d x P	✉	Kód výrobku
M8X1,00	2	20235.080.100	M16X1,50	1	20235.160.150	M27X1,50	1	20235.270.150
M10X1,00	2	20235.100.100	M18X1,50	1	20235.180.150	M27X2,00	1	20235.270.200
M10X1,25	2	20235.100.125	M20X1,50	1	20235.200.150	M30X1,50	1	20235.300.150
M12X1,25	2	20235.120.125	M22X1,50	1	20235.220.150	M30X2,00	1	20235.300.200
M12X1,50	2	20235.120.150	M24X1,50	1	20235.240.150			
M14X1,50	1	20235.140.150	M24X2,00	1	20235.240.200			

55067 Závitová tyč, délka 1 m — R49A

Závit	Metrický jemný závit
Materiál	Nerezocel A4
Třída	70

d x P	✉	Kód výrobku	d x P	✉	Kód výrobku	d x P	✉	Kód výrobku
M8X1,00	2	55067.080.100	M12X1,50	2	55067.120.150	M22X1,50	1	55067.220.150
M10X1,00	2	55067.100.100	M14X1,50	1	55067.140.150	M24X1,50 (≠DIN)	1	55067.240.150
M10X1,25	2	55067.100.125	M16X1,50	1	55067.160.150	M24X2,00	1	55067.240.200
M12X1,25	2	55067.120.125	M20X1,50	1	55067.200.150			

- Rozměry průměru > M24 jsou minimální třídy vlastností 50.

Závitová tyč UNC

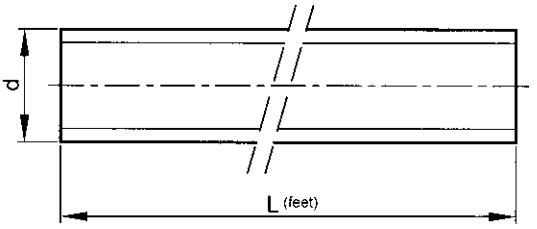

ASME B18.31.3

Technické údaje

d	Závitů na palec	d	Závitů na palec
No.2	56	9/16	12
No.3	48	5/8	11
No.4	40	3/4	10
No.5	40	7/8	9
No.6	32	1 Inch	8
No.8	32	1.1/8	7
No.10	24	1.1/4	7
1/4	20	1.3/8	6
5/16	18	1.1/2	6
3/8	16	1.3/4	5
7/16	14	2 Inch	4.5
1/2	13		

4

Skupiny produktů

Závit	Materiál	Třída	Povrchová úprava		Kód	Strana
UNC	Oc	Gr.2		různé délky	U20200	4-14
UNC	Oc	Gr.2	Zn	různé délky	U20300	4-15
UNC	Oc	Gr.2	Žzn	různé délky	U20170	4-16
UNC	NO A2 (AISI304/18-8)	F593		různé délky	U51070	4-16
UNC	NO A4 (AISI316/18-10)	F593		různé délky	U55070	4-17

U20200 Závitová tyč, různé délky **X09A**

Závit Unified National Coarse
Materiál Ocel
Třída Gr.2

d x L	✉	Kód výrobku	d x L	✉	Kód výrobku	d x L	✉	Kód výrobku
NO.2-56X2*	1	U20200.008.2400	1/4-20X1*	1	U20200.025.1200	1/2-13X10*	1	U20200.050.8888
NO.2-56X3*	1	U20200.008.3600	1/4-20X2*	1	U20200.025.2400	1/2-13X12*	1	U20200.050.9999
NO.2-56X6*	1	U20200.008.7200	1/4-20X3*	1	U20200.025.3600			
			1/4-20X6*	1	U20200.025.7200	9/16-12X1*	1	U20200.056.1200
NO.3-48X3*	1	U20200.009.3600	1/4-20X10*	1	U20200.025.8888	9/16-12X2*	1	U20200.056.2400
			1/4-20X12*	1	U20200.025.9999	9/16-12X3*	1	U20200.056.3600
NO.4-40X2*	1	U20200.011.2400				9/16-12X6*	1	U20200.056.7200
NO.4-40X3*	1	U20200.011.3600	5/16-18X1*	1	U20200.031.1200	9/16-12X10*	1	U20200.056.8888
NO.4-40X6*	1	U20200.011.7200	5/16-18X2*	1	U20200.031.2400	9/16-12X12*	1	U20200.056.9999
			5/16-18X3*	1	U20200.031.3600			
NO.5-40X2*	1	U20200.012.2400	5/16-18X6*	1	U20200.031.7200	5/8-11X1*	1	U20200.062.1200
NO.5-40X3*	1	U20200.012.3600	5/16-18X10*	1	U20200.031.8888	5/8-11X2*	1	U20200.062.2400
NO.5-40X6*	1	U20200.012.7200	5/16-18X12*	1	U20200.031.9999	5/8-11X3*	1	U20200.062.3600
						5/8-11X6*	1	U20200.062.7200
NO.6-32X1*	1	U20200.013.1200	3/8-16X1*	1	U20200.037.1200	5/8-11X10*	1	U20200.062.8888
NO.6-32X2*	1	U20200.013.2400	3/8-16X2*	1	U20200.037.2400	5/8-11X12*	1	U20200.062.9999
NO.6-32X3*	1	U20200.013.3600	3/8-16X3*	1	U20200.037.3600			
NO.6-32X6*	1	U20200.013.7200	3/8-16X6*	1	U20200.037.7200	3/4-10X1*	1	U20200.075.1200
			3/8-16X10*	1	U20200.037.8888	3/4-10X2*	1	U20200.075.2400
NO.8-32X1*	1	U20200.016.1200	3/8-16X12*	1	U20200.037.9999	3/4-10X3*	1	U20200.075.3600
NO.8-32X2*	1	U20200.016.2400				3/4-10X6*	1	U20200.075.7200
NO.8-32X3*	1	U20200.016.3600	7/16-14X1*	1	U20200.043.1200	3/4-10X10*	1	U20200.075.8888
NO.8-32X6*	1	U20200.016.7200	7/16-14X2*	1	U20200.043.2400	3/4-10X12*	1	U20200.075.9999
			7/16-14X3*	1	U20200.043.3600			
NO.10-24X1*	1	U20200.019.1200	7/16-14X6*	1	U20200.043.7200	7/8-9X1*	1	U20200.087.1200
NO.10-24X2*	1	U20200.019.2400	7/16-14X10*	1	U20200.043.8888	7/8-9X2*	1	U20200.087.2400
NO.10-24X3*	1	U20200.019.3600				7/8-9X3*	1	U20200.087.3600
NO.10-24X6*	1	U20200.019.7200	1/2-13X1*	1	U20200.050.1200	7/8-9X6*	1	U20200.087.7200
NO.10-24X10*	1	U20200.019.8888	1/2-13X2*	1	U20200.050.2400	7/8-9X10*	1	U20200.087.8888
NO.10-24X12*	1	U20200.019.9999	1/2-13X3*	1	U20200.050.3600	7/8-9X12*	1	U20200.087.9999
			1/2-13X6*	1	U20200.050.7200			

U20200 Závitová tyč, různé délky

d x L	✉	Kód výrobku	d x L	✉	Kód výrobku	d x L	✉	Kód výrobku
1.-8X1*	1	U20200.100.1200	1.1/4-7X3*	1	U20200.125.3600	1.1/2-6X10*	1	U20200.150.8888
1.-8X2*	1	U20200.100.2400	1.1/4-7X6*	1	U20200.125.7200	1.1/2-6X12*	1	U20200.150.9999
1.-8X3*	1	U20200.100.3600	1.1/4-7X10*	1	U20200.125.8888			
1.-8X6*	1	U20200.100.7200	1.1/4-7X12*	1	U20200.125.9999	1.3/4-5X1*	1	U20200.175.1200
1.-8X10*	1	U20200.100.8888				1.3/4-5X2*	1	U20200.175.2400
1.-8X12*	1	U20200.100.9999	1.3/8-6X1*	1	U20200.137.1200	1.3/4-5X3*	1	U20200.175.3600
			1.3/8-6X2*	1	U20200.137.2400	1.3/4-5X6*	1	U20200.175.7200
1.1/8-7X1*	1	U20200.112.1200	1.3/8-6X3*	1	U20200.137.3600	1.3/4-5X10*	1	U20200.175.8888
1.1/8-7X2*	1	U20200.112.2400	1.3/8-6X6*	1	U20200.137.7200	1.3/4-5X12*	1	U20200.175.9999
1.1/8-7X3*	1	U20200.112.3600	1.3/8-6X10*	1	U20200.137.8888			
1.1/8-7X6*	1	U20200.112.7200	1.3/8-6X12*	1	U20200.137.9999	2.-4,5X1*	1	U20200.200.1200
1.1/8-7X10*	1	U20200.112.8888				2.-4,5X2*	1	U20200.200.2400
1.1/8-7X12*	1	U20200.112.9999	1.1/2-6X1*	1	U20200.150.1200	2.-4,5X3*	1	U20200.200.3600
			1.1/2-6X2*	1	U20200.150.2400	2.-4,5X6*	1	U20200.200.7200
1.1/4-7X1*	1	U20200.125.1200	1.1/2-6X3*	1	U20200.150.3600	2.-4,5X10*	1	U20200.200.8888
1.1/4-7X2*	1	U20200.125.2400	1.1/2-6X6*	1	U20200.150.7200	2.-4,5X12*	1	U20200.200.9999

4

U20300 Závitová tyč, různé délky

X09A

Závit	Unified National Coarse
Materiál	Ocel
Třída	Gr.2
Povrchová úprava	Pozinkované

d x L	✉	Kód výrobku	d x L	✉	Kód výrobku	d x L	✉	Kód výrobku
NO.2-56X3*	1	U20300.008.3600	3/8-16X12*	1	U20300.037.9999	1.-8X6*	1	U20300.100.7200
NO.2-56X6*	1	U20300.008.7200				1.-8X10*	1	U20300.100.8888
			7/16-14X1*	1	U20300.043.1200	1.-8X12*	1	U20300.100.9999
NO.4-40X2*	1	U20300.011.2400	7/16-14X2*	1	U20300.043.2400			
NO.4-40X3*	1	U20300.011.3600	7/16-14X3*	1	U20300.043.3600	1.1/8-7X1*	1	U20300.112.1200
NO.4-40X6*	1	U20300.011.7200	7/16-14X6*	1	U20300.043.7200	1.1/8-7X2*	1	U20300.112.2400
			7/16-14X10*	1	U20300.043.8888	1.1/8-7X3*	1	U20300.112.3600
NO.5-40X2*	1	U20300.012.2400				1.1/8-7X6*	1	U20300.112.7200
NO.5-40X3*	1	U20300.012.3600	1/2-13X1*	1	U20300.050.1200	1.1/8-7X10*	1	U20300.112.8888
NO.5-40X6*	1	U20300.012.7200	1/2-13X2*	1	U20300.050.2400	1.1/8-7X12*	1	U20300.112.9999
			1/2-13X3*	1	U20300.050.3600			
NO.6-32X1*	1	U20300.013.1200	1/2-13X6*	1	U20300.050.7200	1.1/4-7X1*	1	U20300.125.1200
NO.6-32X2*	1	U20300.013.2400	1/2-13X10*	1	U20300.050.8888	1.1/4-7X2*	1	U20300.125.2400
NO.6-32X3*	1	U20300.013.3600	1/2-13X12*	1	U20300.050.9999	1.1/4-7X3*	1	U20300.125.3600
NO.6-32X6*	1	U20300.013.7200				1.1/4-7X6*	1	U20300.125.7200
			9/16-12X1*	1	U20300.056.1200	1.1/4-7X10*	1	U20300.125.8888
NO.8-32X1*	1	U20300.016.1200	9/16-12X2*	1	U20300.056.2400	1.1/4-7X12*	1	U20300.125.9999
NO.8-32X2*	1	U20300.016.2400	9/16-12X3*	1	U20300.056.3600			
NO.8-32X3*	1	U20300.016.3600	9/16-12X6*	1	U20300.056.7200	1.3/8-6X1*	1	U20300.137.1200
NO.8-32X6*	1	U20300.016.7200	9/16-12X10*	1	U20300.056.8888	1.3/8-6X2*	1	U20300.137.2400
			9/16-12X12*	1	U20300.056.9999	1.3/8-6X3*	1	U20300.137.3600
NO.10-24X1*	1	U20300.019.1200				1.3/8-6X6*	1	U20300.137.7200
NO.10-24X2*	1	U20300.019.2400	5/8-11X1*	1	U20300.062.1200	1.3/8-6X10*	1	U20300.137.8888
NO.10-24X3*	1	U20300.019.3600	5/8-11X2*	1	U20300.062.2400	1.3/8-6X12*	1	U20300.137.9999
NO.10-24X6*	1	U20300.019.7200	5/8-11X3*	1	U20300.062.3600			
NO.10-24X10*	1	U20300.019.8888	5/8-11X6*	1	U20300.062.7200	1.1/2-6X1*	1	U20300.150.1200
			5/8-11X10*	1	U20300.062.8888	1.1/2-6X2*	1	U20300.150.2400
1/4-20X1*	1	U20300.025.1200	5/8-11X12*	1	U20300.062.9999	1.1/2-6X3*	1	U20300.150.3600
1/4-20X2*	1	U20300.025.2400				1.1/2-6X6*	1	U20300.150.7200
1/4-20X3*	1	U20300.025.3600	3/4-10X1*	1	U20300.075.1200	1.1/2-6X10*	1	U20300.150.8888
1/4-20X6*	1	U20300.025.7200	3/4-10X2*	1	U20300.075.2400	1.1/2-6X12*	1	U20300.150.9999
1/4-20X10*	1	U20300.025.8888	3/4-10X3*	1	U20300.075.3600			
1/4-20X12*	1	U20300.025.9999	3/4-10X6*	1	U20300.075.7200	1.3/4-5X1*	1	U20300.175.1200
			3/4-10X10*	1	U20300.075.8888	1.3/4-5X2*	1	U20300.175.2400
5/16-18X1*	1	U20300.031.1200	3/4-10X12*	1	U20300.075.9999	1.3/4-5X3*	1	U20300.175.3600
5/16-18X2*	1	U20300.031.2400				1.3/4-5X6*	1	U20300.175.7200
5/16-18X3*	1	U20300.031.3600	7/8-9X1*	1	U20300.087.1200	1.3/4-5X10*	1	U20300.175.8888
5/16-18X6*	1	U20300.031.7200	7/8-9X2*	1	U20300.087.2400	1.3/4-5X12*	1	U20300.175.9999
5/16-18X10*	1	U20300.031.8888	7/8-9X3*	1	U20300.087.3600			
5/16-18X12*	1	U20300.031.9999	7/8-9X6*	1	U20300.087.7200	2.-4,5X1*	1	U20300.200.1200
			7/8-9X10*	1	U20300.087.8888	2.-4,5X2*	1	U20300.200.2400
3/8-16X1*	1	U20300.037.1200	7/8-9X12*	1	U20300.087.9999	2.-4,5X3*	1	U20300.200.3600
3/8-16X2*	1	U20300.037.2400				2.-4,5X6*	1	U20300.200.7200
3/8-16X3*	1	U20300.037.3600	1.-8X1*	1	U20300.100.1200	2.-4,5X10*	1	U20300.200.8888
3/8-16X6*	1	U20300.037.7200	1.-8X2*	1	U20300.100.2400	2.-4,5X12*	1	U20300.200.9999
3/8-16X10*	1	U20300.037.8888	1.-8X3*	1	U20300.100.3600			

U20170 Závitová tyč, různé délky X09A

Závit Unified National Coarse
Materiál Ocel
Třída Gr.2
Povrchová úprava Žárový zinek

d x L	✉	Kód výrobku	d x L	✉	Kód výrobku	d x L	✉	Kód výrobku
3/8-16X2*	1	U20170.037.2400	5/8-11X10*	1	U20170.062.8888	1.1/8-7X2*	1	U20170.112.2400
3/8-16X3*	1	U20170.037.3600	5/8-11X12*	1	U20170.062.9999	1.1/8-7X3*	1	U20170.112.3600
3/8-16X6*	1	U20170.037.7200				1.1/8-7X12*	1	U20170.112.9999
3/8-16X10*	1	U20170.037.8888	3/4-10X2*	1	U20170.075.2400			
3/8-16X12*	1	U20170.037.9999	3/4-10X3*	1	U20170.075.3600	1.1/4-7X2*	1	U20170.125.2400
			3/4-10X6*	1	U20170.075.7200	1.1/4-7X3*	1	U20170.125.3600
7/16-14X3*	1	U20170.043.3600	3/4-10X10*	1	U20170.075.8888	1.1/4-7X6*	1	U20170.125.7200
			3/4-10X12*	1	U20170.075.9999	1.1/4-7X12*	1	U20170.125.9999
1/2-13X2*	1	U20170.050.2400						
1/2-13X3*	1	U20170.050.3600	7/8-9X2*	1	U20170.087.2400	1.3/8-6X3*	1	U20170.137.3600
1/2-13X6*	1	U20170.050.7200	7/8-9X3*	1	U20170.087.3600			
1/2-13X10*	1	U20170.050.8888	7/8-9X6*	1	U20170.087.7200	1.1/2-6X2*	1	U20170.150.2400
1/2-13X12*	1	U20170.050.9999	7/8-9X12*	1	U20170.087.9999	1.1/2-6X3*	1	U20170.150.3600
						1.1/2-6X6*	1	U20170.150.7200
9/16-12X3*	1	U20170.056.3600	1.-8X2*	1	U20170.100.2400	1.1/2-6X12*	1	U20170.150.9999
			1.-8X3*	1	U20170.100.3600			
5/8-11X2*	1	U20170.062.2400	1.-8X6*	1	U20170.100.7200	1.3/4-5X3*	1	U20170.175.3600
5/8-11X3*	1	U20170.062.3600	1.-8X12*	1	U20170.100.9999			
5/8-11X6*	1	U20170.062.7200				2.-4,5X3*	1	U20170.200.3600

- U žárově zinkovaných závitových tyčí se ZVĚTŠENÝM závitem je zinková vrstva aplikována NA normální závit, takže PO zinkování již závit těchto závitových tyčí neodpovídá ISO-metrickému lícování, nýbrž je tlustší, proto je nazýván ZVĚTŠENÝ.
- Závity neodpovídají běžnému lícování a nelze je použít např. do běžných závitových otvorů.
- Odpovídající ZVĚTŠENÉ matice jsou vyrobeny s rozměry PO zinkování o cca 0,3 mm většími, čímž dokonale lícují s těmito závitovými tyčemi..

U51070 Závitová tyč, různé délky X15A

Závit Unified National Coarse
Materiál Nerezocel A2 (AISI 304/18-8)
Třída F593

d x L	✉	Kód výrobku	d x L	✉	Kód výrobku	d x L	✉	Kód výrobku
NO.6-32X1*	1	U51070.013.1200	3/8-16X3*	1	U51070.037.3600	3/4-10X2*	1	U51070.075.2400
NO.6-32X2*	1	U51070.013.2400	3/8-16X6*	1	U51070.037.7200	3/4-10X3*	1	U51070.075.3600
NO.6-32X3*	1	U51070.013.3600	3/8-16X12*	1	U51070.037.9999	3/4-10X6*	1	U51070.075.7200
NO.6-32X6*	1	U51070.013.7200				3/4-10X12*	1	U51070.075.9999
			7/16-14X1*	1	U51070.043.1200			
NO.8-32X1*	1	U51070.016.1200	7/16-14X2*	1	U51070.043.2400	7/8-9X1*	1	U51070.087.1200
NO.8-32X2*	1	U51070.016.2400	7/16-14X3*	1	U51070.043.3600	7/8-9X2*	1	U51070.087.2400
NO.8-32X3*	1	U51070.016.3600	7/16-14X6*	1	U51070.043.7200	7/8-9X3*	1	U51070.087.3600
NO.8-32X6*	1	U51070.016.7200	7/16-14X12*	1	U51070.043.9999	7/8-9X6*	1	U51070.087.7200
						7/8-9X12*	1	U51070.087.9999
NO.10-24X1*	1	U51070.019.1200	1/2-13X1*	1	U51070.050.1200			
NO.10-24X2*	1	U51070.019.2400	1/2-13X2*	1	U51070.050.2400	1.-8X1*	1	U51070.100.1200
NO.10-24X3*	1	U51070.019.3600	1/2-13X3*	1	U51070.050.3600	1.-8X2*	1	U51070.100.2400
NO.10-24X6*	1	U51070.019.7200	1/2-13X6*	1	U51070.050.7200	1.-8X3*	1	U51070.100.3600
			1/2-13X12*	1	U51070.050.9999	1.-8X6*	1	U51070.100.7200
1/4-20X1*	1	U51070.025.1200				1.-8X12*	1	U51070.100.9999
1/4-20X2*	1	U51070.025.2400	9/16-12X1*	1	U51070.056.1200			
1/4-20X3*	1	U51070.025.3600	9/16-12X2*	1	U51070.056.2400	1.1/8-7X3*	1	U51070.112.3600
1/4-20X6*	1	U51070.025.7200	9/16-12X3*	1	U51070.056.3600			
1/4-20X12*	1	U51070.025.9999	9/16-12X6*	1	U51070.056.7200	1.1/4-7X1*	1	U51070.125.1200
			9/16-12X12*	1	U51070.056.9999	1.1/4-7X2*	1	U51070.125.2400
5/16-18X1*	1	U51070.031.1200				1.1/4-7X3*	1	U51070.125.3600
5/16-18X2*	1	U51070.031.2400	5/8-11X1*	1	U51070.062.1200	1.1/4-7X6*	1	U51070.125.7200
5/16-18X3*	1	U51070.031.3600	5/8-11X2*	1	U51070.062.2400			
5/16-18X6*	1	U51070.031.7200	5/8-11X3*	1	U51070.062.3600	1.1/2-6X1*	1	U51070.150.1200
5/16-18X12*	1	U51070.031.9999	5/8-11X6*	1	U51070.062.7200	1.1/2-6X2*	1	U51070.150.2400
			5/8-11X12*	1	U51070.062.9999	1.1/2-6X3*	1	U51070.150.3600
3/8-16X1*	1	U51070.037.1200				1.1/2-6X6*	1	U51070.150.7200
3/8-16X2*	1	U51070.037.2400	3/4-10X1*	1	U51070.075.1200			

U55070	Závitová tyč, různé délky	X15A

Závit Unified National Coarse
Materiál Nerezocel A4 (AISI 316/18-10)
Třída F593

d x L	✉	Kód výrobku	d x L	✉	Kód výrobku	d x L	✉	Kód výrobku
NO.6-32X1*	1	U55070.013.1200	5/16-18X6*	1	U55070.031.7200	7/8-9X2*	1	U55070.087.2400
NO.6-32X2*	1	U55070.013.2400				7/8-9X3*	1	U55070.087.3600
NO.6-32X3*	1	U55070.013.3600	3/8-16X1*	1	U55070.037.1200	7/8-9X6*	1	U55070.087.7200
NO.6-32X6*	1	U55070.013.7200	3/8-16X2*	1	U55070.037.2400			
			3/8-16X3*	1	U55070.037.3600	1.-8X1*	1	U55070.100.1200
NO.8-32X1*	1	U55070.016.1200	3/8-16X6*	1	U55070.037.7200	1.-8X2*	1	U55070.100.2400
NO.8-32X2*	1	U55070.016.2400				1.-8X3*	1	U55070.100.3600
NO.8-32X3*	1	U55070.016.3600	1/2-13X1*	1	U55070.050.1200	1.-8X6*	1	U55070.100.7200
NO.8-32X6*	1	U55070.016.7200	1/2-13X2*	1	U55070.050.2400			
			1/2-13X3*	1	U55070.050.3600	1.1/8-7X1*	1	U55070.112.1200
NO.10-24X1*	1	U55070.019.1200	1/2-13X6*	1	U55070.050.7200	1.1/8-7X2*	1	U55070.112.2400
NO.10-24X2*	1	U55070.019.2400				1.1/8-7X3*	1	U55070.112.3600
NO.10-24X3*	1	U55070.019.3600	5/8-11X1*	1	U55070.062.1200	1.1/8-7X6*	1	U55070.112.7200
NO.10-24X6*	1	U55070.019.7200	5/8-11X2*	1	U55070.062.2400			
			5/8-11X3*	1	U55070.062.3600	1.1/4-7X1*	1	U55070.125.1200
1/4-20X1*	1	U55070.025.1200	5/8-11X6*	1	U55070.062.7200	1.1/4-7X2*	1	U55070.125.2400
1/4-20X2*	1	U55070.025.2400				1.1/4-7X3*	1	U55070.125.3600
1/4-20X3*	1	U55070.025.3600	3/4-10X1*	1	U55070.075.1200	1.1/4-7X6*	1	U55070.125.7200
1/4-20X6*	1	U55070.025.7200	3/4-10X2*	1	U55070.075.2400			
			3/4-10X3*	1	U55070.075.3600	1.1/2-6X1*	1	U55070.150.1200
5/16-18X1*	1	U55070.031.1200	3/4-10X6*	1	U55070.075.7200	1.1/2-6X2*	1	U55070.150.2400
5/16-18X2*	1	U55070.031.2400				1.1/2-6X3*	1	U55070.150.3600
5/16-18X3*	1	U55070.031.3600	7/8-9X1*	1	U55070.087.1200	1.1/2-6X6*	1	U55070.150.7200

4

Závitová tyč UNF

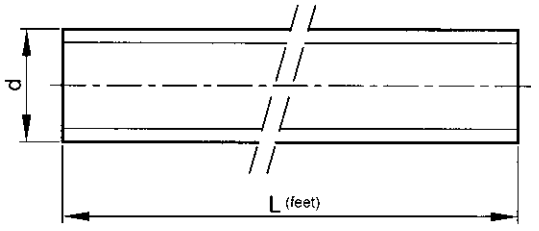

ASME B18.31.3

Technické údaje

d	Závitů na palec	d	Závitů na palec
No.10	32	**7/8**	14
1/4	28	**1 Inch-12G**	12
5/16	24	**1 Inch**	12
3/8	24	**1.1/8**	12
7/16	20	**1.1/4**	12
1/2	20	**1.3/8**	12
9/16	18	**1.1/2**	12
5/8	18	**1.3/4**	12
3/4	16	**2 Inch**	12

- Není-li v objednávce uveden UNF 1 palcový-12, dodáváme typ se 14 závity na palec (UNS).

Skupiny produktů

Závit	Materiál	Třída	Povrchová úprava		Kód	Strana
UNF	Oc	Gr.2		různé délky	U20360	4-18
UNF	Oc	Gr.2	Zn	různé délky	U20365	4-18
UNF	NO A2 (AISI304/18-8)	F593		různé délky	U51067	4-19
UNF	NO A4 (AISI316/18-10)	F593		různé délky	U55067	4-19

U20360 Závitová tyč, různé délky X09A

Závit Unified National Fine
Materiál Ocel
Třída Gr.2

d x L	✉	Kód výrobku	d x L	✉	Kód výrobku	d x L	✉	Kód výrobku
NO.10-32X1*	1	U20360.019.1200	1/2-20X12*	1	U20360.050.9999	1.1/8-12X2*	1	U20360.112.2400
NO.10-32X2*	1	U20360.019.2400				1.1/8-12X3*	1	U20360.112.3600
NO.10-32X3*	1	U20360.019.3600	9/16-18X1*	1	U20360.056.1200	1.1/8-12X6*	1	U20360.112.7200
NO.10-32X6*	1	U20360.019.7200	9/16-18X2*	1	U20360.056.2400	1.1/8-12X12*	1	U20360.112.9999
			9/16-18X3*	1	U20360.056.3600			
1/4-28X1*	1	U20360.025.1200	9/16-18X6*	1	U20360.056.7200	1.1/4-12X1*	1	U20360.125.1200
1/4-28X2*	1	U20360.025.2400	9/16-18X10*	1	U20360.056.8888	1.1/4-12X2*	1	U20360.125.2400
1/4-28X3*	1	U20360.025.3600	9/16-18X12*	1	U20360.056.9999	1.1/4-12X3*	1	U20360.125.3600
1/4-28X6*	1	U20360.025.7200				1.1/4-12X6*	1	U20360.125.7200
1/4-28X12*	1	U20360.025.9999	5/8-18X1*	1	U20360.062.1200	1.1/4-12X12*	1	U20360.125.9999
			5/8-18X2*	1	U20360.062.2400			
5/16-24X1*	1	U20360.031.1200	5/8-18X3*	1	U20360.062.3600	1.3/8-12X1*	1	U20360.137.1200
5/16-24X2*	1	U20360.031.2400	5/8-18X6*	1	U20360.062.7200	1.3/8-12X2*	1	U20360.137.2400
5/16-24X3*	1	U20360.031.3600	5/8-18X12*	1	U20360.062.9999	1.3/8-12X3*	1	U20360.137.3600
5/16-24X6*	1	U20360.031.7200				1.3/8-12X6*	1	U20360.137.7200
5/16-24X12*	1	U20360.031.9999	3/4-16X1*	1	U20360.075.1200	1.3/8-12X12*	1	U20360.137.9999
			3/4-16X2*	1	U20360.075.2400			
3/8-24X1*	1	U20360.037.1200	3/4-16X3*	1	U20360.075.3600	1.1/2-12X1*	1	U20360.150.1200
3/8-24X2*	1	U20360.037.2400	3/4-16X6*	1	U20360.075.7200	1.1/2-12X2*	1	U20360.150.2400
3/8-24X3*	1	U20360.037.3600	3/4-16X12*	1	U20360.075.9999	1.1/2-12X3*	1	U20360.150.3600
3/8-24X6*	1	U20360.037.7200				1.1/2-12X6*	1	U20360.150.7200
3/8-24X12*	1	U20360.037.9999	7/8-14X1*	1	U20360.087.1200	1.1/2-12X12*	1	U20360.150.9999
			7/8-14X2*	1	U20360.087.2400			
7/16-20X1*	1	U20360.043.1200	7/8-14X3*	1	U20360.087.3600	1.3/4-12X1*	1	U20360.175.1200
7/16-20X2*	1	U20360.043.2400	7/8-14X6*	1	U20360.087.7200	1.3/4-12X2*	1	U20360.175.2400
7/16-20X3*	1	U20360.043.3600	7/8-14X12*	1	U20360.087.9999	1.3/4-12X3*	1	U20360.175.3600
7/16-20X6*	1	U20360.043.7200				1.3/4-12X6*	1	U20360.175.7200
7/16-20X12*	1	U20360.043.9999	1.-12X1*	1	U20360.100.1200	1.3/4-12X12*	1	U20360.175.9999
			1.-12X2*	1	U20360.100.2400			
1/2-20X1*	1	U20360.050.1200	1.-12X3*	1	U20360.100.3600	2.-12X1*	1	U20360.200.1200
1/2-20X2*	1	U20360.050.2400	1.-12X12*	1	U20360.100.9999	2.-12X2*	1	U20360.200.2400
1/2-20X3*	1	U20360.050.3600				2.-12X3*	1	U20360.200.3600
1/2-20X6*	1	U20360.050.7200	1.1/8-12X1*	1	U20360.112.1200	2.-12X6*	1	U20360.200.7200

U20365 Závitová tyč, různé délky X09A

Závit Unified National Fine
Materiál Ocel
Třída Gr.2
Povrchová úprava Pozinkované

d x L	✉	Kód výrobku	d x L	✉	Kód výrobku	d x L	✉	Kód výrobku
NO.10-32X1*	1	U20365.019.1200	1/2-20X2*	1	U20365.050.2400			
NO.10-32X2*	1	U20365.019.2400	1/2-20X3*	1	U20365.050.3600	1.-12X1*	1	U20365.100.1200
NO.10-32X3*	1	U20365.019.3600	1/2-20X6*	1	U20365.050.7200	1.-12X2*	1	U20365.100.2400
NO.10-32X6*	1	U20365.019.7200	1/2-20X10*	1	U20365.050.8888	1.-12X3*	1	U20365.100.3600
			1/2-20X12*	1	U20365.050.9999	1.-12X12*	1	U20365.100.9999
1/4-28X1*	1	U20365.025.1200						
1/4-28X2*	1	U20365.025.2400	9/16-18X1*	1	U20365.056.1200	1.1/8-12X1*	1	U20365.112.1200
1/4-28X3*	1	U20365.025.3600	9/16-18X2*	1	U20365.056.2400	1.1/8-12X2*	1	U20365.112.2400
1/4-28X6*	1	U20365.025.7200	9/16-18X3*	1	U20365.056.3600	1.1/8-12X3*	1	U20365.112.3600
1/4-28X10*	1	U20365.025.8888	9/16-18X6*	1	U20365.056.7200	1.1/8-12X6*	1	U20365.112.7200
			9/16-18X10*	1	U20365.056.8888	1.1/8-12X12*	1	U20365.112.9999
5/16-24X1*	1	U20365.031.1200	9/16-18X12*	1	U20365.056.9999			
5/16-24X2*	1	U20365.031.2400				1.1/4-12X1*	1	U20365.125.1200
5/16-24X3*	1	U20365.031.3600	5/8-18X1*	1	U20365.062.1200	1.1/4-12X2*	1	U20365.125.2400
5/16-24X6*	1	U20365.031.7200	5/8-18X2*	1	U20365.062.2400	1.1/4-12X3*	1	U20365.125.3600
5/16-24X12*	1	U20365.031.9999	5/8-18X3*	1	U20365.062.3600	1.1/4-12X6*	1	U20365.125.7200
			5/8-18X6*	1	U20365.062.7200	1.1/4-12X12*	1	U20365.125.9999
3/8-24X1*	1	U20365.037.1200	5/8-18X12*	1	U20365.062.9999			
3/8-24X2*	1	U20365.037.2400				1.3/8-12X1*	1	U20365.137.1200
3/8-24X3*	1	U20365.037.3600	3/4-16X1*	1	U20365.075.1200	1.3/8-12X3*	1	U20365.137.3600
3/8-24X6*	1	U20365.037.7200	3/4-16X2*	1	U20365.075.2400	1.3/8-12X6*	1	U20365.137.7200
3/8-24X12*	1	U20365.037.9999	3/4-16X3*	1	U20365.075.3600	1.3/8-12X12*	1	U20365.137.9999
			3/4-16X6*	1	U20365.075.7200			
7/16-20X1*	1	U20365.043.1200	3/4-16X12*	1	U20365.075.9999	1.1/2-12X1*	1	U20365.150.1200
7/16-20X2*	1	U20365.043.2400				1.1/2-12X2*	1	U20365.150.2400
7/16-20X3*	1	U20365.043.3600	7/8-14X1*	1	U20365.087.1200	1.1/2-12X3*	1	U20365.150.3600
7/16-20X6*	1	U20365.043.7200	7/8-14X2*	1	U20365.087.2400	1.1/2-12X6*	1	U20365.150.7200
7/16-20X12*	1	U20365.043.9999	7/8-14X3*	1	U20365.087.3600			
			7/8-14X6*	1	U20365.087.7200	1.3/4-12X1*	1	U20365.175.1200
1/2-20X1*	1	U20365.050.1200	7/8-14X12*	1	U20365.087.9999	1.3/4-12X6*	1	U20365.175.7200

U20365 Závitová tyč, různé délky

d x L	✉	Kód výrobku
1.3/4-12X12*	1	U20365.175.9999

U51067 Závitová tyč, různé délky X15A

Závit Unified National Fine
Materiál Nerezocel A2 (AISI 304/18-8)
Třída F593

d x L	✉	Kód výrobku	d x L	✉	Kód výrobku	d x L	✉	Kód výrobku
NO.10-32X1*	1	U51067.019.1200	3/8-24X2*	1	U51067.037.2400	5/8-18X1*	1	U51067.062.1200
NO.10-32X2*	1	U51067.019.2400	3/8-24X3*	1	U51067.037.3600	5/8-18X2*	1	U51067.062.2400
NO.10-32X3*	1	U51067.019.3600	3/8-24X6*	1	U51067.037.7200	5/8-18X3*	1	U51067.062.3600
NO.10-32X6*	1	U51067.019.7200				5/8-18X6*	1	U51067.062.7200
			7/16-20X1*	1	U51067.043.1200			
1/4-28X1*	1	U51067.025.1200	7/16-20X2*	1	U51067.043.2400	3/4-16X1*	1	U51067.075.1200
1/4-28X2*	1	U51067.025.2400	7/16-20X3*	1	U51067.043.3600	3/4-16X2*	1	U51067.075.2400
1/4-28X3*	1	U51067.025.3600	7/16-20X6*	1	U51067.043.7200	3/4-16X3*	1	U51067.075.3600
1/4-28X6*	1	U51067.025.7200				3/4-16X6*	1	U51067.075.7200
			1/2-20X1*	1	U51067.050.1200			
5/16-24X1*	1	U51067.031.1200	1/2-20X2*	1	U51067.050.2400	7/8-14X1*	1	U51067.087.1200
5/16-24X2*	1	U51067.031.2400	1/2-20X3*	1	U51067.050.3600	7/8-14X2*	1	U51067.087.2400
5/16-24X3*	1	U51067.031.3600	1/2-20X6*	1	U51067.050.7200	7/8-14X3*	1	U51067.087.3600
5/16-24X6*	1	U51067.031.7200				7/8-14X6*	1	U51067.087.7200
			9/16-18X3*	1	U51067.056.3600			
3/8-24X1*	1	U51067.037.1200				1.1/8-12X3*	1	U51067.112.3600

U55067 Závitová tyč, různé délky X15A

Závit Unified National Fine
Materiál Nerezocel A4 (AISI 316/18-10)
Třída F593

d x L	✉	Kód výrobku	d x L	✉	Kód výrobku	d x L	✉	Kód výrobku
NO.10-32X1*	1	U55067.019.1200						
NO.10-32X2*	1	U55067.019.2400	3/8-24X1*	1	U55067.037.1200	5/8-18X1*	1	U55067.062.1200
NO.10-32X3*	1	U55067.019.3600	3/8-24X2*	1	U55067.037.2400	5/8-18X2*	1	U55067.062.2400
NO.10-32X6*	1	U55067.019.7200	3/8-24X3*	1	U55067.037.3600	5/8-18X3*	1	U55067.062.3600
			3/8-24X6*	1	U55067.037.7200	5/8-18X6*	1	U55067.062.7200
1/4-28X1*	1	U55067.025.1200						
1/4-28X2*	1	U55067.025.2400	7/16-20X3*	1	U55067.043.3600	3/4-16X1*	1	U55067.075.1200
1/4-28X3*	1	U55067.025.3600				3/4-16X2*	1	U55067.075.2400
1/4-28X6*	1	U55067.025.7200	1/2-20X1*	1	U55067.050.1200	3/4-16X3*	1	U55067.075.3600
			1/2-20X2*	1	U55067.050.2400	3/4-16X6*	1	U55067.075.7200
5/16-24X1*	1	U55067.031.1200	1/2-20X3*	1	U55067.050.3600			
5/16-24X2*	1	U55067.031.2400	1/2-20X6*	1	U55067.050.7200	7/8-14X3*	1	U55067.087.3600
5/16-24X3*	1	U55067.031.3600						
5/16-24X6*	1	U55067.031.7200	9/16-18X3*	1	U55067.056.3600			

Závitová tyč BSW

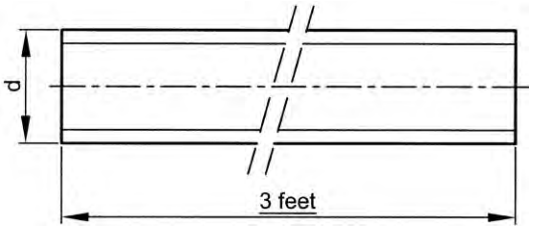

Technické údaje

d	Závitů na palec	d	Závitů na palec
1/8	40	5/8	11
5/32	32	3/4	10
3/16	24	7/8	9
1/4	20	1 Inch	8
5/16	18	1.1/8	7
3/8	16	1.1/4	7
7/16	14	1.1/2	6
1/2	12		

- Whitworthův závit (BSW/BSF) není mezinárodně doporučen.
- Doporučujeme použít metrický (M/MF) nebo sjednocený (UNC/UNF) závit.

Skupiny produktů

Závit	Materiál	Třída	Povrchová úprava		Kód	Strana
BSW	Oc	≥4.8		1 metr	20240	4-20
BSW	Oc	≥4.8	Zn	1 metr	20252	4-20
BSW	Br Cu2/Cu3			1 metr	46290	4-20

20240 Závitová tyč BSW — X08A

Závit British Standard Whitworth
Materiál Ocel
Třída ≥4.8

d	✉	Kód výrobku	d	✉	Kód výrobku	d	✉	Kód výrobku
1/8	20	20240.031.001	3/8	10	20240.096.001	7/8	2	20240.222.001
5/32	20	20240.039.001	7/16	10	20240.111.001	1 Inch	2	20240.254.001
3/16	10	20240.047.001	1/2	10	20240.127.001	1.1/8	2	20240.285.001
1/4	10	20240.063.001	5/8	5	20240.158.001	1.1/4	2	20240.317.001
5/16	10	20240.079.001	3/4	2	20240.191.001	1.1/2	1	20240.381.001

20252 Závitová tyč BSW — X08A

Závit British Standard Whitworth
Materiál Ocel
Třída ≥4.8
Povrchová úprava Pozinkované

d	✉	Kód výrobku	d	✉	Kód výrobku	d	✉	Kód výrobku
1/4	10	20252.063.001	1/2	10	20252.127.001	7/8	2	20252.222.001
5/16	10	20252.079.001	5/8	5	20252.158.001	1 Inch	2	20252.254.001
3/8	10	20252.096.001	3/4	2	20252.191.001			

46290 Závitová tyč BSW — X08A

Závit British Standard Whitworth
Materiál Mosaz Cu2/Cu3

d	✉	Kód výrobku	d	✉	Kód výrobku	d	✉	Kód výrobku
5/32	10	46290.039.001	5/16	10	46290.079.001	5/8	2	46290.158.001
3/16	10	46290.047.001	3/8	5	46290.096.001	3/4	1	46290.191.001
1/4	10	46290.063.001	1/2	2	46290.127.001	7/8	1	46290.222.001

Závitová tyč Permaglas

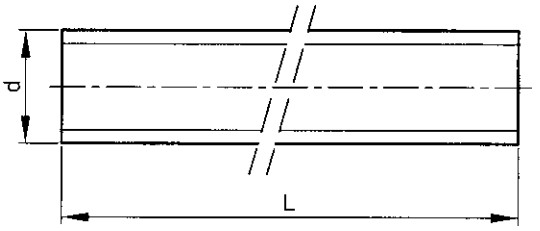

Technické údaje

d	P	d	P
M8	1.25	M16	2
M10	1.5	M20	2.5
M12	1.75	M24	3

- Speciální vlastnosti PERMAGLAS:
- Epoxid vyztužený skleněnými vlákny.
- Odolnost teplotám od -270 °C do +155 °C.
- Nízká hmotnost (hustota 1,8).
- Korozivzdornost.
- Odolnost agresivním chemikáliím a plynům.
- Elektrická a tepelná izolace.
- Nemagnetické.
- Lepší mechanické vlastnosti než např. polyamid.

56050 **Závitová tyč Permaglas** **W05G**

Závit Metrický závit
Materiál Sklolaminátem vyztužený plast Permaglas ME 771
Barva Červená

d x L	✉	Kód výrobku	d x L	✉	Kód výrobku	d x L	✉	Kód výrobku
M8X950	1	56050.080.950	M12X1900	1	56050.121.900	M20X1900	1	56050.201.900
M10X950	1	56050.100.950	M16X1900	1	56050.161.900	M24X1900	1	56050.241.900

Šestihranná matice Permaglas

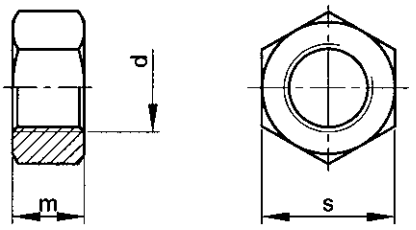

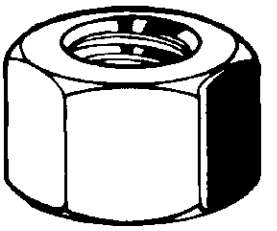

Technické údaje

d	m	P	s	d	m	P	s
M8	8	1.25	13	**M16**	16	2	24
M10	10	1.5	17	**M20**	20	2.5	30
M12	12	1.75	19	**M24**	24	3	36

- Speciální vlastnosti PERMAGLAS:
- Epoxid vyztužený skleněnými vlákny.
- Odolnost teplotám od -270 °C do +155 °C.
- Nízká hmotnost (hustota 1,8).
- Korozivzdornost.
- Odolnost agresivním chemikáliím a plynům.
- Elektrická a tepelná izolace.
- Nemagnetické.
- Lepší mechanické vlastnosti než např. polyamid.

56052 **Šestihranná matice Permaglas** **W05G**

Závit Metrický závit
Materiál Sklolaminátem vyztužený plast Permaglas ME 730
Barva Béžová

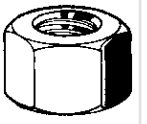

d	✉	Kód výrobku	d	✉	Kód výrobku	d	✉	Kód výrobku
M8	8	56052.080.001	M12	8	56052.120.001	M20	4	56052.200.001
M10	8	56052.100.001	M16	4	56052.160.001	M24	4	56052.240.001

Plochá podložka bez sražení Permaglas

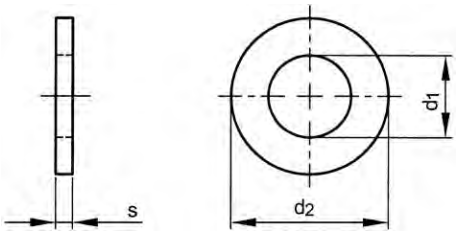

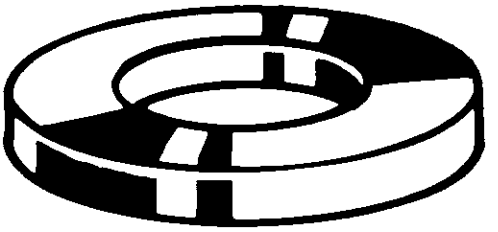

Technické údaje

d	d_1	d_2	s	d	d_1	d_2	s
M8	9	18	1.5	M16	18	32	3
M10	11	22	2	M20	22	40	3
M12	14	27	2.5	M24	27	50	4

4

- Speciální vlastnosti PERMAGLAS:
- Epoxid vyztužený skleněnými vlákny.
- Odolnost teplotám od -270 °C do +155 °C.
- Nízká hmotnost (hustota 1,8).
- Korozivzdornost.
- Odolnost agresivním chemikáliím a plynům.
- Elektrická a tepelná izolace.
- Nemagnetické.
- Lepší mechanické vlastnosti než např. polyamid.

56054 **Plochá podložka bez sražení Permaglas** **W05G**

Materiál Sklolaminátem vyztužený plast Permaglas ME 730
Barva Béžová

d	✉	Kód výrobku	d	✉	Kód výrobku	d	✉	Kód výrobku
M8	8	56054.080.001	M12	8	56054.120.001	M20	4	56054.200.001
M10	8	56054.100.001	M16	4	56054.160.001	M24	4	56054.240.001

Závitová tyč TR

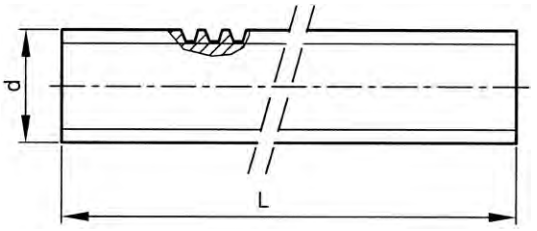

- Lichoběžníkový závit přibližně DIN 103, rovnost závitových tyčí dle DIN 7168-2, třída tolerance U.

Skupiny produktů

Závit	Materiál	Třída		Kód	Strana
Tr	Oc	5.8	1 metr	20460	4-24
Tr	Oc	5.8	1 metr levý závit	20466	4-24
Tr	NO A2		1 metr	51076	4-24
Tr	Oc	5.8	3 metry	20464	4-24
Tr	NO A2		3 metry	51077	4-25

4

20460 Závitová tyč, délka 1 m — G05A

Závit Lichoběžníkový závit
Materiál Ocel
Třída 5.8

d x P	✉	Kód výrobku	d x P	✉	Kód výrobku	d x P	✉	Kód výrobku
Tr10X3 (≠DIN)	5	20460.100.003	Tr22X5	2	20460.220.005	Tr36X6	1	20460.360.006
Tr12X3	5	20460.120.003	Tr24X5	2	20460.240.005	Tr40X7	1	20460.400.007
Tr14X4	3	20460.140.004	Tr26X5	1	20460.260.005	Tr44X7	1	20460.440.007
Tr16X4	3	20460.160.004	Tr28X5	1	20460.280.005	Tr50X8	1	20460.500.008
Tr18X4	2	20460.180.004	Tr30X6	1	20460.300.006	Tr60X9	1	20460.600.009
Tr20X4	2	20460.200.004	Tr32X6	1	20460.320.006			

20466 Závitová tyč, délka 1 m, levý závit — G05A

Závit Lichoběžníkový závit
Materiál Ocel
Třída 5.8

d x P	✉	Kód výrobku	d x P	✉	Kód výrobku	d x P	✉	Kód výrobku
Tr12X3	3	20466.120.003	Tr24X5	1	20466.240.005	Tr36X6	1	20466.360.006
Tr16X4	2	20466.160.004	Tr30X6	1	20466.300.006	Tr40X7	1	20466.400.007
Tr20X4	1	20466.200.004						

51076 Závitová tyč, délka 1 m — R09A

Závit Lichoběžníkový závit
Materiál Nerezocel A2

d x P	✉	Kód výrobku	d x P	✉	Kód výrobku	d x P	✉	Kód výrobku
Tr12X3	1	51076.120.003	Tr20X4	1	51076.200.004	Tr30X6	1	51076.300.006
Tr16X4	1	51076.160.004	Tr24X5	1	51076.240.005			

20464 Závitová tyč, délka 3 m — G05A

Závit Lichoběžníkový závit
Materiál Ocel
Třída 5.8

d x P	✉	Kód výrobku	d x P	✉	Kód výrobku	d x P	✉	Kód výrobku
Tr10X3 (≠DIN)	1	20464.100.003	Tr20X4	1	20464.200.004	Tr36X6	1	20464.360.006
Tr12X3	1	20464.120.003	Tr24X5	1	20464.240.005	Tr40X7	1	20464.400.007
Tr16X4	1	20464.160.004	Tr30X6	1	20464.300.006			

51077	Závitová tyč, délka 3 m	R09A

Závit Lichoběžníkový závit
Materiál Nerezocel A2

d x P	✉	Kód výrobku	d x P	✉	Kód výrobku	d x P	✉	Kód výrobku
Tr12X3	1	51077.120.003	Tr20X4	1	51077.200.004	Tr30X6	1	51077.300.006
Tr16X4	1	51077.160.004	Tr24X5	1	51077.240.005	Tr36X6	1	51077.360.006

Kulatá matice

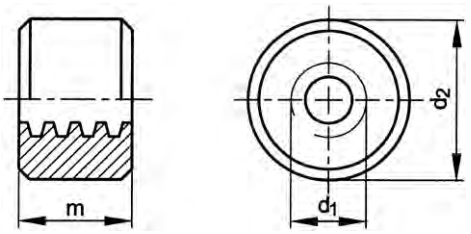

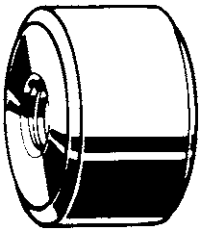

4

Technické údaje

d_1	d_2	m	d_1	d_2	m
Tr10 (≠DIN)	22	15	Tr28	60	42
Tr12	26	18	Tr30	60	45
Tr14	30	21	Tr32	60	48
Tr16	36	24	Tr36	75	54
Tr18	40	27	Tr40	80	60
Tr20	45	30	Tr44	80	66
Tr22	45	33	Tr50	90	75
Tr24	50	36	Tr60	100	90
Tr26	50	39			

- Lichoběžníkový závit dle DIN 103.

Skupiny produktů

Závit	Materiál		Kód	Strana
Tr	Automatová ocel		20470	4-25
Tr	Automatová ocel	levý závit	20476	4-26
Tr	NO A1		51170	4-26

20470	Kulatá matice	G05A

Závit Lichoběžníkový závit
Materiál Automatová ocel

d_1 x P	✉	Kód výrobku	d_1 x P	✉	Kód výrobku	d_1 x P	✉	Kód výrobku
Tr10X3 (≠DIN)	10	20470.100.003	Tr22X5	4	20470.220.005	Tr36X6	2	20470.360.006
Tr12X3	10	20470.120.003	Tr24X5	4	20470.240.005	Tr40X7	2	20470.400.007
Tr14X4	6	20470.140.004	Tr26X5	2	20470.260.005	Tr44X7	2	20470.440.007
Tr16X4	6	20470.160.004	Tr28X5	2	20470.280.005	Tr50X8	2	20470.500.008
Tr18X4	4	20470.180.004	Tr30X6	2	20470.300.006	Tr60X9	2	20470.600.009
Tr20X4	4	20470.200.004	Tr32X6	2	20470.320.006			

20476 **Kulatá matice s levým závitem** **G05A**

Závit Lichoběžníkový závit
Materiál Automatová ocel

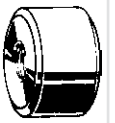

d_1 x P	✉	Kód výrobku	d_1 x P	✉	Kód výrobku	d_1 x P	✉	Kód výrobku
Tr12X3	6	20476.120.003	Tr24X5	2	20476.240.005	Tr36X6	2	20476.360.006
Tr16X4	4	20476.160.004	Tr30X6	2	20476.300.006	Tr40X7	2	20476.400.007
Tr20X4	2	20476.200.004	Tr32X6	2	20476.320.006			

51170 **Kulatá matice** **R09A**

Závit Lichoběžníkový závit
Materiál Nerezocel A1

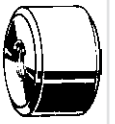

d_1 x P	✉	Kód výrobku	d_1 x P	✉	Kód výrobku	d_1 x P	✉	Kód výrobku
Tr12X3	1	51170.120.003	Tr20X4	1	51170.200.004	Tr30X6	1	51170.300.006
Tr16X4	1	51170.160.004	Tr24X5	1	51170.240.005			

Kulatá matice Tr

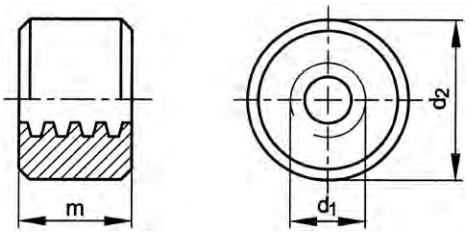

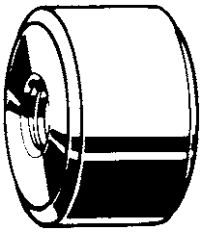

Technické údaje

d_1	d_2	m	d_1	d_2	m
Tr12	26	24	**Tr30**	60	60
Tr16	36	32	**Tr36**	75	72
Tr20	45	40	**Tr40**	80	80
Tr24	50	48			

- Lichoběžníkový závit dle DIN 103.

Skupiny produktů

Závit	Materiál		Kód	Strana
Tr	Bronz Cu4		20474	4-26
Tr	Bronz Cu4	levý závit	20478	4-27

20474 **Kulatá matice Tr** **G05A**

Závit Lichoběžníkový závit
Materiál Bronz Cu4

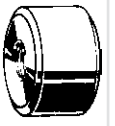

d_1 x P	✉	Kód výrobku	d_1 x P	✉	Kód výrobku	d_1 x P	✉	Kód výrobku
Tr12X3	6	20474.120.003	Tr24X5	2	20474.240.005	Tr36X6	1	20474.360.006
Tr16X4	4	20474.160.004	Tr30X6	1	20474.300.006	Tr40X7	1	20474.400.007
Tr20X4	2	20474.200.004						

20478	Kulatá matice Tr, levý závit	G05A

Závit Lichoběžníkový závit
Materiál Bronz Cu4

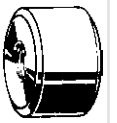

d x P	✉	Kód výrobku	d x P	✉	Kód výrobku
TR20X4	2	20478.200.004	TR24X5	1	20478.240.005

Závrtný šroub, koncovka 1 d

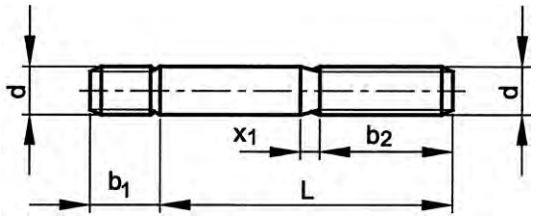

DIN **938**
NEN 2331
NF E25-135

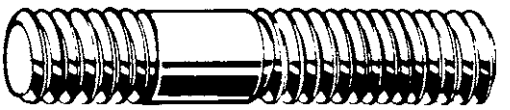

4

Technické údaje

d	$b_1 \approx 1d$	b_2	b_2 =L-(x_1+3) t/m L≤	P	x_1
M5	5	16	20	0.8	2.0
M6	6	18	22	1	2.5
M8	8	22	28	1.25	3.2
M10	10	26	30	1.5	3.8
M12	12	30	35	1.75	4.3
M14	14	34	40	2	5.0
M16	16	38	45	2	5.0
M20	20	46	55	2.5	6.3
M24	24	54	65	3	7.5
M30	30	66	80	3.5	9.0

- POZOR: Při objednávání závrtných šroubů dle DIN je nutno uvést průměr d x účinnou délku L, např. šroub M10 x 70 - DIN 938, kde L = 70 mm je pracovní délka a b1 = 10 mm je koncovka do kovu. Celková délka je 70 + 10 = 80 mm. Délka závitu na straně matice b2 = 26 mm.
- Závitový konec k zašroubování je vyroben s tolerancí Sk6 dle DIN 13-51, znamenající "uložení s přesahem", a zabraňuje uvolnění šroubu během demontáže.
- Závrtné šrouby dle DIN 938 s koncovkou do kovu ≈ 1d nacházejí široké uplatnění, mj. do oceli.

Skupiny produktů

Závit	Materiál	Třída	Kód	Strana
M	Oc	8.8	21560	4-27
M	NO A2	70	51280	4-28
M	NO A4	70	55280	4-28

21560	Závrtný šroub, koncovka 1 d	G07A

Závit Metrický závit
Materiál Ocel
Třída 8.8

RoHS

d x L	✉	Kód výrobku	d x L	✉	Kód výrobku	d x L	✉	Kód výrobku
M6X20	200	21560.060.020	M10X40	100	21560.100.040	M16X35	50	21560.160.035
M6X25	200	21560.060.025	M10X45	100	21560.100.045	M16X40	50	21560.160.040
M6X30	200	21560.060.030	M10X50	100	21560.100.050	M16X45	50	21560.160.045
M6X40	200	21560.060.040	M10X55	100	21560.100.055	M16X50	50	21560.160.050
M6X50	200	21560.060.050	M10X60	100	21560.100.060	M16X60	50	21560.160.060
			M10X70	100	21560.100.070	M16X70	25	21560.160.070
M8X20	100	21560.080.020				M16X80	25	21560.160.080
M8X25	100	21560.080.025	M12X25	100	21560.120.025	M16X90	25	21560.160.090
M8X30	100	21560.080.030	M12X30	100	21560.120.030	M16X100	25	21560.160.100
M8X35	100	21560.080.035	M12X35	100	21560.120.035			
M8X40	100	21560.080.040	M12X40	100	21560.120.040	M20X40	25	21560.200.040
M8X50	100	21560.080.050	M12X45	100	21560.120.045	M20X45	25	21560.200.045
M8X60	100	21560.080.060	M12X50	50	21560.120.050	M20X50	25	21560.200.050
M8X70	100	21560.080.070	M12X60	50	21560.120.060	M20X55	25	21560.200.055
			M12X70	50	21560.120.070	M20X60	25	21560.200.060
M10X20	100	21560.100.020	M12X80	50	21560.120.080	M20X70	25	21560.200.070
M10X25	100	21560.100.025	M12X90	50	21560.120.090	M20X80	25	21560.200.080
M10X30	100	21560.100.030	M12X100	50	21560.120.100	M20X100	10	21560.200.100
M10X35	100	21560.100.035				M20X120	10	21560.200.120

21560 Závrtný šroub, koncovka 1 d

d x L	✉	Kód výrobku	d x L	✉	Kód výrobku
			M24X70	10	21560.240.070
M24X60	10	21560.240.060	M24X80	10	21560.240.080

51280 Závrtný šroub, koncovka 1 d

R09A

Závit Metrický závit
Materiál Nerezocel A2
Třída 70

d x L	✉	Kód výrobku	d x L	✉	Kód výrobku	d x L	✉	Kód výrobku
M5X16*	200	51280.050.016	M10X65*	100	51280.100.065	M16X65	10	51280.160.065
M5X20*	200	51280.050.020	M10X70	25	51280.100.070	M16X70*	50	51280.160.070
			M10X80*	100	51280.100.080	M16X75*	50	51280.160.075
M6X16*	200	51280.060.016	M10X90*	100	51280.100.090	M16X80	10	51280.160.080
M6X20	100	51280.060.020	M10X100*	100	51280.100.100	M16X85*	50	51280.160.085
M6X25	100	51280.060.025	M10X110*	100	51280.100.110	M16X90*	50	51280.160.090
M6X30	100	51280.060.030				M16X100*	50	51280.160.100
M6X35	100	51280.060.035	M12X20*	100	51280.120.020	M16X110*	50	51280.160.110
M6X40	100	51280.060.040	M12X25*	100	51280.120.025			
M6X45*	200	51280.060.045	M12X30	10	51280.120.030	M20X35*	50	51280.200.035
M6X50*	200	51280.060.050	M12X35	10	51280.120.035	M20X40	5	51280.200.040
M6X55*	200	51280.060.055	M12X40	10	51280.120.040	M20X45	5	51280.200.045
			M12X45	10	51280.120.045	M20X50	5	51280.200.050
M8X16*	200	51280.080.016	M12X50	10	51280.120.050	M20X55	5	51280.200.055
M8X20	50	51280.080.020	M12X55	10	51280.120.055	M20X60	5	51280.200.060
M8X25	50	51280.080.025	M12X60	10	51280.120.060	M20X65*	50	51280.200.065
M8X30	50	51280.080.030	M12X65*	100	51280.120.065	M20X70	5	51280.200.070
M8X35	50	51280.080.035	M12X70	10	51280.120.070	M20X75	5	51280.200.075
M8X40	50	51280.080.040	M12X75*	100	51280.120.075	M20X80	5	51280.200.080
M8X45*	200	51280.080.045	M12X80	10	51280.120.080	M20X85*	50	51280.200.085
M8X50	50	51280.080.050	M12X90*	100	51280.120.090	M20X90*	50	51280.200.090
M8X55*	200	51280.080.055	M12X100*	100	51280.120.100	M20X100*	50	51280.200.100
M8X60	50	51280.080.060	M12X110*	100	51280.120.110			
M8X70	50	51280.080.070				M24X50*	50	51280.240.050
			M14X30*	50	51280.140.030	M24X60*	50	51280.240.060
M10X16*	100	51280.100.016	M14X40*	50	51280.140.040	M24X65*	50	51280.240.065
M10X20	25	51280.100.020	M14X50*	50	51280.140.050	M24X70*	50	51280.240.070
M10X25	25	51280.100.025				M24X75*	50	51280.240.075
M10X30	25	51280.100.030	M16X30*	50	51280.160.030	M24X80*	50	51280.240.080
M10X35	25	51280.100.035	M16X35	10	51280.160.035			
M10X40	25	51280.100.040	M16X40	10	51280.160.040	M27X85*	25	51280.270.085
M10X45*	100	51280.100.045	M16X45	10	51280.160.045			
M10X50	25	51280.100.050	M16X50	10	51280.160.050	M30X80*	25	51280.300.080
M10X55	25	51280.100.055	M16X55	10	51280.160.055	M30X90*	25	51280.300.090
M10X60	25	51280.100.060	M16X60	10	51280.160.060			

- Rozměry průměru > M24 a rozměry s délkou > 8xd jsou minimální třídy vlastností 50.

55280 Závrtný šroub, koncovka 1 d

R49A

Závit Metrický závit
Materiál Nerezocel A4
Třída 70

d x L	✉	Kód výrobku	d x L	✉	Kód výrobku	d x L	✉	Kód výrobku
M5X20*	200	55280.050.020	M8X30*	200	55280.080.030	M10X60*	100	55280.100.060
			M8X35*	200	55280.080.035	M10X70*	100	55280.100.070
M6X16*	200	55280.060.016	M8X40*	200	55280.080.040	M10X85*	100	55280.100.085
M6X20*	200	55280.060.020	M8X45*	200	55280.080.045	M10X90*	100	55280.100.090
M6X25*	200	55280.060.025	M8X50*	200	55280.080.050			
M6X30*	200	55280.060.030	M8X55*	200	55280.080.055	M12X25*	100	55280.120.025
M6X35*	200	55280.060.035	M8X60*	200	55280.080.060	M12X30*	100	55280.120.030
M6X40*	200	55280.060.040	M8X75*	200	55280.080.075	M12X35*	100	55280.120.035
M6X50*	200	55280.060.050	M8X90*	200	55280.080.090	M12X40	100	55280.120.040
M6X55*	200	55280.060.055	M8X95*	200	55280.080.095	M12X45*	100	55280.120.045
M6X60*	200	55280.060.060				M12X50*	100	55280.120.050
M6X65*	200	55280.060.065	M10X20*	100	55280.100.020	M12X55*	100	55280.120.055
M6X70*	200	55280.060.070	M10X25*	100	55280.100.025	M12X60*	100	55280.120.060
M6X80*	200	55280.060.080	M10X30*	100	55280.100.030	M12X65*	100	55280.120.065
M6X90*	200	55280.060.090	M10X35	100	55280.100.035	M12X70*	100	55280.120.070
			M10X40*	100	55280.100.040	M12X75*	100	55280.120.075
M8X16*	200	55280.080.016	M10X45*	100	55280.100.045	M12X80*	100	55280.120.080
M8X20*	200	55280.080.020	M10X50*	100	55280.100.050	M12X85*	100	55280.120.085
M8X25*	200	55280.080.025	M10X55*	100	55280.100.055	M12X90*	100	55280.120.090

55280 **Závrtný šroub, koncovka 1 d** ←

d x L	✉	Kód výrobku	d x L	✉	Kód výrobku	d x L	✉	Kód výrobku
M12X95*	100	55280.120.095	M16X65*	50	55280.160.065	M20X45*	50	55280.200.045
			M16X70*	50	55280.160.070	M20X50*	50	55280.200.050
M14X80*	50	55280.140.080	M16X75*	50	55280.160.075	M20X55*	50	55280.200.055
			M16X80*	50	55280.160.080	M20X60*	50	55280.200.060
M16X30	50	55280.160.030	M16X85*	50	55280.160.085	M20X65*	50	55280.200.065
M16X35*	50	55280.160.035	M16X90*	50	55280.160.090	M20X70*	50	55280.200.070
M16X40*	50	55280.160.040	M16X100*	50	55280.160.100	M20X75*	50	55280.200.075
M16X45*	50	55280.160.045	M16X110*	50	55280.160.110	M20X80*	50	55280.200.080
M16X50*	50	55280.160.050				M20X90*	50	55280.200.090
M16X55*	50	55280.160.055	M20X35*	50	55280.200.035	M20X100*	50	55280.200.100
M16X60*	50	55280.160.060	M20X40*	50	55280.200.040	M20X120*	50	55280.200.120

- Rozměry průměru > M24 a rozměry s délkou > 8xd jsou minimální třídy vlastností 50.

Závrtný šroub, koncovka 1,25 d

4

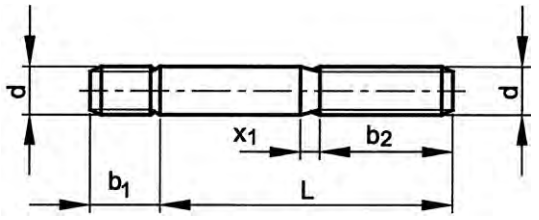

DIN **939**
NEN 2332
NF E25-135

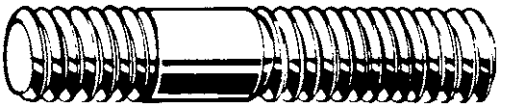

Technické údaje

d	b_1 ≈ 1,25d	b_2:L≤125mm	b_2:125mm<L≤200mm	b_2 =L-(x_1+3) t/m L≤	P	x_1
M6	7.5	18	24	20	1	2.5
M8	10	22	28	25	1.25	3.2
M10	12	26	32	30	1.5	3.8
M12	15	30	36	35	1.75	4.3
M14	18	34	40	40	2	5.0
M16	20	38	44	45	2	5.0
M18	22	42	48	50	2.5	6.3
M20	25	46	52	55	2.5	6.3
M22	28	50	56	60	2.5	6.3
M24	30	54	60	65	3	7.5
M27	35	60	66	70	3	7.5

- POZOR: Při objednávání závrtných šroubů dle DIN je nutno uvést průměr d x účinnou délku L, např. šroub M10 x 65 - DIN 939, kde L = 65 mm je pracovní délka a b_1= 12 mm koncovka do kovu. Celková délka je 65 + 12 = 77 mm.
- Délka závitu na straně matice b_2= 26 mm. Zašroubovaná závitová koncovka je vyrobena s tolerancí Sk6 dle DIN 13-51, znamenající "uložení s přesahem", a zabraňuje uvolnění šroubu během demontáže.
- Závrtné šrouby dle DIN 939 (5.6/5.8/8.8) s koncovkou do kovu ≈ 1,25d nacházejí široké uplatnění, mj. do litiny.

Skupiny produktů

Závit	Materiál	Třída	Povrchová úprava	Kód	Strana
M	Oc	5.6/5.8		21500	4-29
M	Oc	5.6/5.8	Zn	21510	4-30
M	Oc	5.6/5.8	Zn žl	21515	4-30
M	Oc	8.8		21520	4-31
M	NO A2	70		51270	4-31
M	NO A4	70		55270	4-32

21500 **Závrtný šroub, koncovka 1,25 d** **G07A**

Závit Metrický závit
Materiál Ocel
Třída 5.6/5.8

RoHS

d x L	✉	Kód výrobku	d x L	✉	Kód výrobku	d x L	✉	Kód výrobku
M6X20	200	21500.060.020				M8X60	100	21500.080.060
M6X25	200	21500.060.025	M8X20	100	21500.080.020	M8X65	100	21500.080.065
M6X30	200	21500.060.030	M8X25	100	21500.080.025	M8X70	100	21500.080.070
M6X35	200	21500.060.035	M8X30	100	21500.080.030			
M6X40	200	21500.060.040	M8X35	100	21500.080.035	M10X20	100	21500.100.020
M6X45	200	21500.060.045	M8X40	100	21500.080.040	M10X25	100	21500.100.025
M6X50	200	21500.060.050	M8X45	100	21500.080.045	M10X30	100	21500.100.030
M6X55	200	21500.060.055	M8X50	100	21500.080.050	M10X35	100	21500.100.035

21500 Závrtný šroub, koncovka 1,25 d

d x L	✉	Kód výrobku	d x L	✉	Kód výrobku	d x L	✉	Kód výrobku
M10X40	100	21500.100.040	M14X60	50	21500.140.060	M20X90	10	21500.200.090
M10X45	100	21500.100.045				M20X100	10	21500.200.100
M10X50	100	21500.100.050	M16X30	50	21500.160.030	M20X110	10	21500.200.110
M10X55	100	21500.100.055	M16X35	50	21500.160.035	M20X120	10	21500.200.120
M10X60	100	21500.100.060	M16X40	50	21500.160.040	M20X140	10	21500.200.140
M10X65	100	21500.100.065	M16X45	50	21500.160.045			
M10X70	100	21500.100.070	M16X50	50	21500.160.050	M22X50	10	21500.220.050
			M16X55	50	21500.160.055	M22X60	10	21500.220.060
M12X25	100	21500.120.025	M16X60	50	21500.160.060	M22X70	10	21500.220.070
M12X30	100	21500.120.030	M16X65	25	21500.160.065	M22X80	10	21500.220.080
M12X35	100	21500.120.035	M16X70	25	21500.160.070	M22X90	10	21500.220.090
M12X40	100	21500.120.040	M16X75	25	21500.160.075	M22X100	10	21500.220.100
M12X45	100	21500.120.045	M16X80	25	21500.160.080	M22X110	10	21500.220.110
M12X50	50	21500.120.050	M16X90	25	21500.160.090	M22X120	10	21500.220.120
M12X55	50	21500.120.055	M16X100	25	21500.160.100	M22X140	10	21500.220.140
M12X60	50	21500.120.060						
M12X65	50	21500.120.065	M20X40	25	21500.200.040	M24X50	10	21500.240.050
M12X70	50	21500.120.070	M20X45	25	21500.200.045	M24X60	10	21500.240.060
M12X75	50	21500.120.075	M20X50	25	21500.200.050	M24X70	10	21500.240.070
M12X80	50	21500.120.080	M20X55	25	21500.200.055	M24X80	10	21500.240.080
M12X90	50	21500.120.090	M20X60	25	21500.200.060	M24X90	10	21500.240.090
M12X100	50	21500.120.100	M20X65	25	21500.200.065	M24X100	10	21500.240.100
			M20X70	25	21500.200.070	M24X110	10	21500.240.110
M14X40	50	21500.140.040	M20X75	25	21500.200.075	M24X120	10	21500.240.120
M14X50	50	21500.140.050	M20X80	25	21500.200.080	M24X140	10	21500.240.140

21510 Závrtný šroub, koncovka 1,25 d — G07A

Závit Metrický závit
Materiál Ocel
Třída 5.6/5.8
Povrchová úprava Pozinkované

RoHS

d x L	✉	Kód výrobku	d x L	✉	Kód výrobku	d x L	✉	Kód výrobku
M6X20	200	21510.060.020	M8X50	100	21510.080.050	M12X30	100	21510.120.030
M6X25	200	21510.060.025	M8X60	100	21510.080.060	M12X35	100	21510.120.035
M6X30	200	21510.060.030				M12X40	100	21510.120.040
M6X35	200	21510.060.035	M10X20	100	21510.100.020	M12X50	50	21510.120.050
M6X40	200	21510.060.040	M10X25	100	21510.100.025	M12X60	50	21510.120.060
M6X45	200	21510.060.045	M10X30	100	21510.100.030			
M6X50	200	21510.060.050	M10X35	100	21510.100.035	M16X35	50	21510.160.035
			M10X40	100	21510.100.040	M16X40	50	21510.160.040
M8X20	100	21510.080.020	M10X50	100	21510.100.050	M16X45	50	21510.160.045
M8X25	100	21510.080.025	M10X60	100	21510.100.060	M16X50	50	21510.160.050
M8X30	100	21510.080.030				M16X55	50	21510.160.055
M8X35	100	21510.080.035	M12X25	100	21510.120.025	M16X60	50	21510.160.060
M8X40	100	21510.080.040						

21515 Závrtný šroub, koncovka 1,25 d — G07A

Závit Metrický závit
Materiál Ocel
Třída 5.6/5.8
Povrchová úprava Pozinkované žlutě pasivované

d x L	✉	Kód výrobku	d x L	✉	Kód výrobku	d x L	✉	Kód výrobku
M6X20	200	21515.060.020	M8X50	100	21515.080.050	M12X30	100	21515.120.030
M6X25	200	21515.060.025	M8X60	100	21515.080.060	M12X35	100	21515.120.035
M6X30	200	21515.060.030				M12X40	100	21515.120.040
M6X35	200	21515.060.035	M10X20	100	21515.100.020	M12X50	50	21515.120.050
M6X40	200	21515.060.040	M10X25	100	21515.100.025	M12X60	50	21515.120.060
M6X45	200	21515.060.045	M10X30	100	21515.100.030			
M6X50	200	21515.060.050	M10X35	100	21515.100.035	M16X35	50	21515.160.035
			M10X40	100	21515.100.040	M16X40	50	21515.160.040
M8X20	100	21515.080.020	M10X50	100	21515.100.050	M16X45	50	21515.160.045
M8X25	100	21515.080.025	M10X60	100	21515.100.060	M16X50	50	21515.160.050
M8X30	100	21515.080.030				M16X55	50	21515.160.055
M8X35	100	21515.080.035	M12X25	100	21515.120.025	M16X60	50	21515.160.060
M8X40	100	21515.080.040						

21520 Závrtný šroub, koncovka 1,25 d — G07A

Závit Metrický závit
Materiál Ocel
Třída 8.8

d x L	✉	Kód výrobku
M6X20	200	21520.060.020
M6X25	200	21520.060.025
M6X30	200	21520.060.030
M6X35	200	21520.060.035
M6X40	200	21520.060.040
M6X45	200	21520.060.045
M6X50	200	21520.060.050
M6X55	200	21520.060.055
M8X20	100	21520.080.020
M8X25	100	21520.080.025
M8X30	100	21520.080.030
M8X35	100	21520.080.035
M8X40	100	21520.080.040
M8X45	100	21520.080.045
M8X50	100	21520.080.050
M8X60	100	21520.080.060
M8X65	100	21520.080.065
M8X70	100	21520.080.070
M10X20	100	21520.100.020
M10X25	100	21520.100.025
M10X30	100	21520.100.030
M10X35	100	21520.100.035
M10X40	100	21520.100.040
M10X45	100	21520.100.045
M10X50	100	21520.100.050
M10X55	100	21520.100.055
M10X60	100	21520.100.060
M10X65	100	21520.100.065
M10X70	100	21520.100.070

d x L	✉	Kód výrobku
M12X25	100	21520.120.025
M12X30	100	21520.120.030
M12X35	100	21520.120.035
M12X40	100	21520.120.040
M12X45	100	21520.120.045
M12X50	50	21520.120.050
M12X55	50	21520.120.055
M12X60	50	21520.120.060
M12X65	50	21520.120.065
M12X70	50	21520.120.070
M12X75	50	21520.120.075
M12X80	50	21520.120.080
M12X90	50	21520.120.090
M12X100	50	21520.120.100
M14X30	50	21520.140.030
M14X35	50	21520.140.035
M14X40	50	21520.140.040
M14X50	50	21520.140.050
M14X60	50	21520.140.060
M16X35	50	21520.160.035
M16X40	50	21520.160.040
M16X45	50	21520.160.045
M16X50	50	21520.160.050
M16X55	50	21520.160.055
M16X60	50	21520.160.060
M16X65	25	21520.160.065
M16X70	25	21520.160.070
M16X75	25	21520.160.075
M16X80	25	21520.160.080
M16X90	25	21520.160.090

d x L	✉	Kód výrobku
M16X100	25	21520.160.100
M20X40	25	21520.200.040
M20X45	25	21520.200.045
M20X50	25	21520.200.050
M20X55	25	21520.200.055
M20X60	25	21520.200.060
M20X65	25	21520.200.065
M20X70	25	21520.200.070
M20X75	25	21520.200.075
M20X80	25	21520.200.080
M20X90	10	21520.200.090
M20X100	10	21520.200.100
M20X110	10	21520.200.110
M20X120	10	21520.200.120
M20X140	10	21520.200.140
M22X60	10	21520.220.060
M22X70	10	21520.220.070
M22X80	10	21520.220.080
M24X50	10	21520.240.050
M24X60	10	21520.240.060
M24X70	10	21520.240.070
M24X75	10	21520.240.075
M24X80	10	21520.240.080
M24X90	10	21520.240.090
M24X100	10	21520.240.100
M24X110	10	21520.240.110
M24X120	10	21520.240.120
M27X100	10	21520.270.100

51270 Závrtný šroub, koncovka 1,25 d — R09A

Závit Metrický závit
Materiál Nerezocel A2
Třída 70

d x L	✉	Kód výrobku
M6X16*	200	51270.060.016
M6X20	100	51270.060.020
M6X25	100	51270.060.025
M6X30	100	51270.060.030
M6X35	100	51270.060.035
M6X40	100	51270.060.040
M6X45	100	51270.060.045
M6X50	100	51270.060.050
M6X55*	200	51270.060.055
M6X60	100	51270.060.060
M6X70	100	51270.060.070
M6X80	100	51270.060.080
M6X90	100	51270.060.090
M6X100	100	51270.060.100
M8X16	200	51270.080.016
M8X20	50	51270.080.020
M8X25	50	51270.080.025
M8X30	50	51270.080.030
M8X35	50	51270.080.035
M8X40	50	51270.080.040
M8X45	50	51270.080.045
M8X50	50	51270.080.050
M8X55*	200	51270.080.055
M8X60	50	51270.080.060
M8X70	50	51270.080.070
M8X75*	200	51270.080.075
M8X80	50	51270.080.080
M8X90	25	51270.080.090
M8X100	25	51270.080.100
M8X110*	200	51270.080.110

d x L	✉	Kód výrobku
M10X20	25	51270.100.020
M10X22*	100	51270.100.022
M10X25	25	51270.100.025
M10X30	25	51270.100.030
M10X35	25	51270.100.035
M10X40	25	51270.100.040
M10X45	25	51270.100.045
M10X50	25	51270.100.050
M10X55	25	51270.100.055
M10X60	25	51270.100.060
M10X65	25	51270.100.065
M10X70	25	51270.100.070
M10X75	25	51270.100.075
M10X80	25	51270.100.080
M10X90	10	51270.100.090
M10X100	10	51270.100.100
M10X120*	100	51270.100.120
M12X20	10	51270.120.020
M12X25	10	51270.120.025
M12X30	10	51270.120.030
M12X35	10	51270.120.035
M12X40	10	51270.120.040
M12X45	10	51270.120.045
M12X50	10	51270.120.050
M12X55	10	51270.120.055
M12X60	10	51270.120.060
M12X65	10	51270.120.065
M12X70	10	51270.120.070
M12X75	10	51270.120.075

d x L	✉	Kód výrobku
M12X80	10	51270.120.080
M12X90	10	51270.120.090
M12X100	10	51270.120.100
M12X110*	100	51270.120.110
M12X120*	100	51270.120.120
M14X40*	50	51270.140.040
M14X70*	50	51270.140.070
M16X25*	50	51270.160.025
M16X30	10	51270.160.030
M16X35	10	51270.160.035
M16X40	10	51270.160.040
M16X45	10	51270.160.045
M16X50	10	51270.160.050
M16X55	10	51270.160.055
M16X60	10	51270.160.060
M16X65	10	51270.160.065
M16X70	10	51270.160.070
M16X75	10	51270.160.075
M16X80	10	51270.160.080
M16X90	10	51270.160.090
M16X100	10	51270.160.100
M16X110*	50	51270.160.110
M20X35*	50	51270.200.035
M20X40	5	51270.200.040
M20X45	5	51270.200.045
M20X50	5	51270.200.050
M20X55	5	51270.200.055
M20X60	5	51270.200.060

51270 Závrtný šroub, koncovka 1,25 d

d x L	✉	Kód výrobku	d x L	✉	Kód výrobku	d x L	✉	Kód výrobku
M20X65	5	51270.200.065	M20X100	5	51270.200.100	M24X80*	50	51270.240.080
M20X70	5	51270.200.070	M20X110*	50	51270.200.110	M24X90	50	51270.240.090
M20X75	5	51270.200.075	M20X120	5	51270.200.120	M24X100*	50	51270.240.100
M20X80	5	51270.200.080						
M20X85*	50	51270.200.085	M24X65*	50	51270.240.065	M27X75*	25	51270.270.075
M20X90	5	51270.200.090	M24X70*	50	51270.240.070			

- Rozměry průměru > M24 a rozměry s délkou > 8xd jsou minimální třídy vlastností 50.

55270 Závrtný šroub, koncovka 1,25 d

R49A

Závit Metrický závit
Materiál Nerezocel A4
Třída 70

4

d x L	✉	Kód výrobku	d x L	✉	Kód výrobku	d x L	✉	Kód výrobku
M6X16*	200	55270.060.016	M10X50	25	55270.100.050	M16X55	10	55270.160.055
M6X20	100	55270.060.020	M10X55	25	55270.100.055	M16X60	10	55270.160.060
M6X25	100	55270.060.025	M10X60	25	55270.100.060	M16X65	10	55270.160.065
M6X30	100	55270.060.030	M10X65	25	55270.100.065	M16X70	10	55270.160.070
M6X35	100	55270.060.035	M10X70	25	55270.100.070	M16X75	10	55270.160.075
M6X40	100	55270.060.040	M10X75*	100	55270.100.075	M16X80	10	55270.160.080
M6X45	100	55270.060.045	M10X80	25	55270.100.080	M16X90*	50	55270.160.090
M6X50	100	55270.060.050	M10X90	10	55270.100.090	M16X100	10	55270.160.100
M6X60	100	55270.060.060	M10X100	10	55270.100.100	M16X120*	50	55270.160.120
M6X65*	200	55270.060.065						
M6X70	100	55270.060.070	M12X20	10	55270.120.020	M18X45*	50	55270.180.045
M6X80	100	55270.060.080	M12X25	10	55270.120.025			
M6X100	100	55270.060.100	M12X30	10	55270.120.030	M20X40	5	55270.200.040
			M12X35	10	55270.120.035	M20X45	5	55270.200.045
M8X16*	200	55270.080.016	M12X40	10	55270.120.040	M20X50	5	55270.200.050
M8X20	50	55270.080.020	M12X45	10	55270.120.045	M20X55	5	55270.200.055
M8X25	50	55270.080.025	M12X50	10	55270.120.050	M20X60	5	55270.200.060
M8X30	50	55270.080.030	M12X55	10	55270.120.055	M20X65	5	55270.200.065
M8X35	50	55270.080.035	M12X60*	100	55270.120.060	M20X70	5	55270.200.070
M8X40	50	55270.080.040	M12X65	10	55270.120.065	M20X75	5	55270.200.075
M8X45	50	55270.080.045	M12X70	10	55270.120.070	M20X80	5	55270.200.080
M8X50	50	55270.080.050	M12X75	10	55270.120.075	M20X85*	50	55270.200.085
M8X55*	200	55270.080.055	M12X80*	100	55270.120.080	M20X90	5	55270.200.090
M8X60	50	55270.080.060	M12X90	10	55270.120.090	M20X100	5	55270.200.100
M8X65*	200	55270.080.065	M12X100	10	55270.120.100	M20X110*	50	55270.200.110
M8X70	50	55270.080.070	M12X110*	100	55270.120.110	M20X120	5	55270.200.120
M8X80	50	55270.080.080	M12X120*	100	55270.120.120			
M8X100	25	55270.080.100				M24X50*	50	55270.240.050
			M14X35*	50	55270.140.035	M24X60	5	55270.240.060
M10X20	25	55270.100.020				M24X70	5	55270.240.070
M10X25	25	55270.100.025	M16X30	10	55270.160.030	M24X80	5	55270.240.080
M10X30	25	55270.100.030	M16X35	10	55270.160.035	M24X90	5	55270.240.090
M10X35	25	55270.100.035	M16X40	10	55270.160.040	M24X100	5	55270.240.100
M10X40	25	55270.100.040	M16X45	10	55270.160.045			
M10X45	25	55270.100.045	M16X50	10	55270.160.050			

- Rozměry průměru > M24 a rozměry s délkou > 8xd jsou minimální třídy vlastností 50.

Závrtný šroub, koncovka 1,25 d BSW

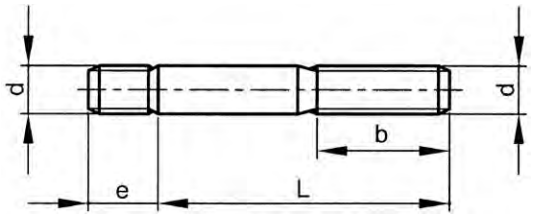

DIN **≈939 (1955)**
NEN ≈2346 (1962)

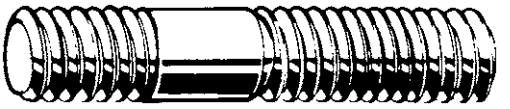

Technické údaje

d	b	e ≈ 1,25d	Závitů na palec	d	b	e ≈ 1,25d	Závitů na palec
5/16	18	10	18	5/8	28	20	11
3/8	20	12	16	3/4	32	25	10
1/2	25-30	16	12	1 Inch	40-55	35	8

4

- Whitworthův závit (BSW/BSF) není mezinárodně doporučen.
- Doporučujeme použít metrický (M/MF) nebo sjednocený (UNC/UNF) závit.
- POZOR: Při objednávání závrtných šroubů dle DIN je nutno uvést průměr d x účinnou délku L, např. šroub 5/16 x 25, kde L = 25 mm je pracovní délka a e=10 mm koncovka do kovu.
- Celková délka je 25 + 10 = 35 mm.
- Délka závitu na straně matice je b = 18 mm.
- Závrtné šrouby dle ≈ DIN 939 (1955) s koncovkou do kovu e ≈ 1,25d nacházejí široké uplatnění, mj. do litiny.
- Zašroubovaná závitová koncovka je vyrobena s tolerancí Sk6, dle DIN 13 a 14, Příloha 14 (1944), znamenající “uložení s přesahem”, a zabraňuje uvolnění šroubů během demontáže.

21540 **Závrtný šroub, koncovka 1,25 d BSW** **X08A**

Závit British Standard Whitworth
Materiál Ocel
Třída 5.6/5.8

d x L	✉	Kód výrobku	d x L	✉	Kód výrobku	d x L	✉	Kód výrobku
5/16X25MM	100	21540.079.025	1/2X35MM	50	21540.127.035	5/8X70MM	25	21540.158.070
5/16X30MM	100	21540.079.030	1/2X40MM	50	21540.127.040	5/8X80MM	25	21540.158.080
5/16X35MM	100	21540.079.035	1/2X45MM	50	21540.127.045			
			1/2X50MM	50	21540.127.050	3/4X50MM	25	21540.191.050
3/8X25MM	100	21540.096.025	1/2X60MM	50	21540.127.060	3/4X60MM	25	21540.191.060
3/8X30MM	100	21540.096.030	1/2X70MM	50	21540.127.070	3/4X70MM	25	21540.191.070
3/8X35MM	100	21540.096.035	1/2X80MM	50	21540.127.080	3/4X80MM	10	21540.191.080
3/8X40MM	100	21540.096.040						
3/8X50MM	100	21540.096.050	5/8X45MM	25	21540.158.045	1.IN.X50MM	10	21540.254.050
			5/8X50MM	25	21540.158.050	1.IN.X60MM	10	21540.254.060
1/2X30MM	50	21540.127.030	5/8X60MM	25	21540.158.060	1.IN.X100MM	10	21540.254.100

- V závislosti na dostupnosti může být dodána třída 5.8.

Koncovka ocelové kotvy ≈ 2d

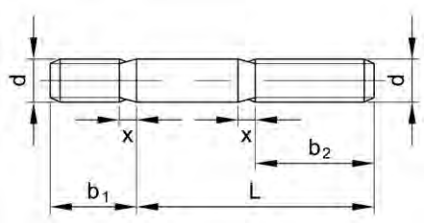

DIN 835

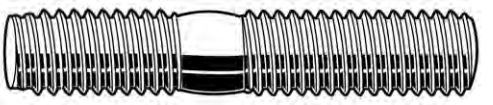

Technické údaje

d	b_1	b2 =L-(x+3mm) t/m L≤	b_2:125mm<L≤200mm	b_2:L≤125mm	b2:L≥200mm	P	x
M6	12	20	24	18	-	1	2.5
M8	16	25	28	22	-	1.25	3.2
M10	20	28	32	26	45	1.5	3.8
M12	24	35	36	30	49	1.75	4.3
M16	32	45	44	38	57	2	5

4

Skupiny produktů

Závit	Materiál	Kód	Strana
M	NO A2	51285	4-34
M	NO A4	55285	4-34

51285 Koncovka ocelové kotvy ≈ 2d R09A

Závit Metrický závit
Materiál Nerezocel A2

RoHS

d x L	✉	Kód výrobku	d x L	✉	Kód výrobku	d x L	✉	Kód výrobku
M6X20*	200	51285.060.020	M8X50*	200	51285.080.050			
M6X50*	200	51285.060.050	M8X65*	200	51285.080.065	M12X70*	100	51285.120.070
			M8X90*	200	51285.080.090	M12X80*	100	51285.120.080
M8X20*	200	51285.080.020						
M8X25*	200	51285.080.025	M10X30*	100	51285.100.030	M16X45*	50	51285.160.045
M8X30*	200	51285.080.030	M10X35*	100	51285.100.035	M16X60*	50	51285.160.060
M8X35*	200	51285.080.035	M10X40*	100	51285.100.040	M16X85*	50	51285.160.085
M8X40*	200	51285.080.040	M10X45*	100	51285.100.045			
M8X45*	200	51285.080.045	M10X60*	100	51285.100.060			

55285 Koncovka ocelové kotvy ≈ 2d R49A

Závit Metrický závit
Materiál Nerezocel A4

RoHS

d x L	✉	Kód výrobku	d x L	✉	Kód výrobku	d x L	✉	Kód výrobku
M10X35*	100	55285.100.035				M12X40*	100	55285.120.040

FABORY, GLOBÁLNÍ PARTNER PRO SVORNÍKY

Fabory dodává široký a vyvážený sortiment svorníků téměř jakýchkoli rozměrů, průměrů, stoupání, každá délka, jakýkoliv závit (britské i metrické jednotky).

- Materiály se mohou lišit od standardních (např oceli / nerezavějící oceli) k vysoce specializovaým materiálům (např Hastelloy).
- Několik povrchových úprav.
- Všechny potřebné normy a certifikáty.
- Plně vybavená dílna pro výrobu svorníků na míru dle přání zákazníka.
- Plně certifikované, plně dohledatelné.



Podívejte se na **www.fabory.com**
pro aktuální nabídku svorníků.

Závrtné šrouby – závitové tyče – šestihranné matice

pro petrochemický průmysl

Třídy

U závrtných šroubů a závitových tyčí je nejoblíbenější stupeň B7 podle ASTM A193. Může být dodána i feritická ocel stupně B16 podle ASTM A193 (pro vyšší teploty), stupně L7 podle ASTM A320 (pro nižší teplo-ty) a austenitická nerezová ocel stupně B8, B8M a B8T podle ASTM A193 (použitelná pro velmi široký rozsah teplot). U odpovídajících silných šestihranných matic je nejoblíbenější stupeň 2H podle ASTM A194. Ze skladu může být dodána i feritická ocel stupně 4 a 7 podle ASTM A194 a austenetická nerezová ocel stupně B8, B8M a B8T podle ASTM A194.

Řada 4 by měla být v nejblížší době stažena.
Řada 7 bude náhradou za řadu 4.

Mechanické vlastnosti

ASTM A193 stupně B8, B8M a B8T vyhovují třídě 1. Třídu 2 lze dodat na požádání. Mechanické vlastnosti uvedené níže u ASTM A193 stupně B7 a B16 stejně jako i ASTM A320 stupně L7, platí pro průměry 2 1/2 palců nebo 65 mm.

Rozsah teplot

Max. doporučená provozní teplota podle BS 4882: stupeň B7 a L7 = 400°C / stupeň B16 = 525°C / stupeň B8, B8M a B8T = 575°C. Ocel A320, stupeň L7, odolná vůči chladu, vyhovuje min. vrubové houževnatosti 20J při –101°C (průměr min. 27J).

Certifikáty

Občas je k dodávce závrtných šroubů a silných šestihranných matic vyžadováno poskytnutí certifikátu 3.1 podle EN 10204 (DIN 50049).

Zvláštní nabídka

Závrtné šrouby a silné šestihranné matice s protikorozní povrchovou úpravou jako pozinkování, pokovení galvanizací, Xylan 1070 (povlak PTFE), Geomet 500 atd. mohou být dodány na požádání. Na požádání lze dodat méně obvyklé materiály jako Duplex ASTM A453 stupně 660, Monel atd.

Závrtné šrouby a závitové tyče

Nejdůležitější chemické prvky									Odpovídající materiály			
Standard	Jakost	C	Mn	Cr	Ni	Mo	V	Ti	AISI	AFNOR	DIN	BS
Feritická ocel												
ASTM A193	B7	0,37-0,49	0,65-1,10	0,75-1,20	–	0,15-0,25	–	–	4140/4142/4145	42CD4	42CrMo4	1506-621 Gr A
ASTM A193	B16	0,36-0,47	0,45-0,70	0,80-1,15	–	0,50-0,65	0,25-0,35	–	–	40CDV4-06	24CrMoV55	1506-661
ASTM A320	L7	0,38-0,48	0,75-1,00	0,80-1,10	–	0,15-0,25	–	–	4142/4145	42CD4	42CrMo4	1506-621 Gr A
Austenetická nerezová ocel												
ASTM A193	B8	max. 0,08	max. 2,00	18,0-20,0	8,0-10,5	–	–	–	304	Z6CN18-09	X5CrNi18-09	1506-801 Gr B
ASTM A193	B8M	max. 0,08	max. 2,00	16,0-18,0	10,0-14,0	2,0-3,0	–	–	316	Z6CND17-11	X5CrNiMo18-10	1506-845
ASTM A193	B8T	max. 0,08	max. 2,00	17,0-19,0	9,0-12,0	–	–	min. 5 x C%	321	Z6CNT18-11	X10CrNiTi18-09	1506-821 Gr Ti

Mechanické vlastnosti							
Norm	Jakost	Pevnost v tahu N/mm2	Pevnost na mez průtažnosti N/mm2	Min. prodloužení v %	Min. redukce oblasti v %	Tvrdost HB
Feritická ocel						
ASTM A193	B7	860	720	16	50	max. 321
ASTM A193	B16	860	725	18	50	max. 321
ASTM A320	L7	860	725	16	50	–
Austenetická nerezová ocel						
ASTM A193	B8	515	205	30	50	max. 223
ASTM A193	B8M	515	205	30	50	max. 223
ASTM A193	B8T	515	205	30	50	max. 223

Šestihranné matice

Nejdůležitější chemické prvky									Odpovídající materiály			
Standard	Jakost	C	Mn	Cr	Ni	Mo	Ti	Tvrdost HB	AISI	AFNOR	DIN	BS
Feritická ocel												
ASTM A194	2H 4	min. 0,40	max.1,00	–	–	–	–	248-352	–	C45d	C45	1506-162
ASTM A194	7	0,40-0,50	0,70-0,90	–	–	0,20-0,30	–	248-352	–	–	24CrMo5	1506-240
ASTM A194	–	0,37-0,49	0,65-1,10	0,75-120	–	0,15-0,25	–	248-352	4140/4142/4145	42CD4	42CrMo4	1506-621 Gr A
Austenetická nerezová ocel												
ASTM A194	8	max. 0,08	max. 2,00	18,0-20,0	8,0-10,5	–	–	126-300	304	Z6CN18-09	X5CrNi18-09	1506-801 Gr B
ASTM A194	8M	max. 0,08	max. 2,00	16,0-18,0	10,0-14,0	2,0-3,0	–	max. 223	316	Z6CND17-11	X5CrNiMo18-10	1506-845
ASTM A194	8T	max. 0,08	max. 2,00	17,0-19,0	9,0-12,0	–	min.5xC%	126-300	321	Z6CNT18-11	X10CrNiTi18-09	1506-821 Gr Ti

Závitová tyč ASTM

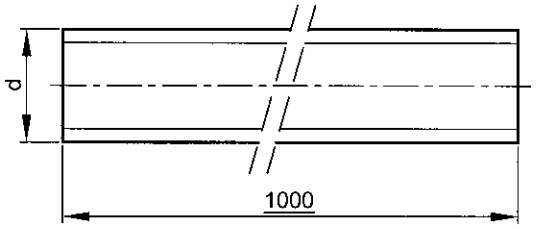

Technické údaje

d	Závitů na palec	d	Závitů na palec
1/4	20	1.1/4	8
5/16	18	1.3/8	8
3/8	16	1.1/2	8
7/16	14	1.5/8	8
1/2	13	1.3/4	8
9/16	12	1.7/8	8
5/8	11	2 Inch	8
3/4	10	2.1/4	8
7/8	9	2.1/2	8
1 Inch	8	2.3/4	8
1.1/8	8		

Skupiny produktů

Závit	Materiál	Třída		Kód	Strana
UNC	Oc ASTM A193	Gr.B7	1 metr	22180	4-37
8 UN	Oc ASTM A193	Gr.B7	1 metr	22190	4-37

22180 Závitová tyč ASTM — G09A

Závit Unified National Coarse
Materiál Ocel ASTM A193
Třída Gr.B7

d	✉	Kód výrobku	d	✉	Kód výrobku	d	✉	Kód výrobku
1/4	1	22180.063.001	1/2	1	22180.127.001	7/8	1	22180.222.001
5/16	1	22180.079.001	5/8	1	22180.158.001	1 Inch	1	22180.254.001
3/8	1	22180.096.001	3/4	1	22180.191.001			

22190 Závitová tyč ASTM — G09A

Závit 8 Unified National
Materiál Ocel ASTM A193
Třída Gr.B7

d	✉	Kód výrobku	d	✉	Kód výrobku	d	✉	Kód výrobku
1.1/8	1	22190.285.001	1.5/8	1	22190.412.001	2.1/4	1	22190.571.001
1.1/4	1	22190.317.001	1.3/4	1	22190.444.001	2.1/2	1	22190.635.001
1.3/8	1	22190.349.001	1.7/8	1	22190.476.001	2.3/4	1	22190.698.001
1.1/2	1	22190.381.001	2 Inch	1	22190.508.001			

Závitová tyč ASTM metrický

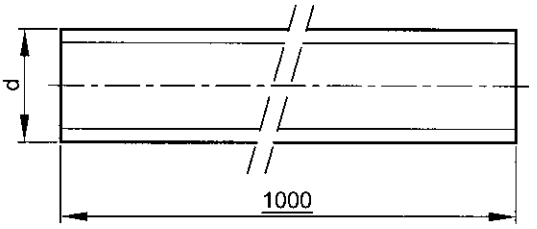

Technické údaje

d	P	d	P
M10	1.5	M30	3.5
M12	1.75	M33	3.5
M14	2	M36	4
M16	2	M39	4
M18	2.5	M42	4.5
M20	2.5	M45	4.5
M22	2.5	M48	5
M24	3	M52	5
M27	3		

4

22100 **Závitová tyč ASTM metrický** **G09A**

Závit Metrický závit
Materiál Ocel ASTM A193
Třída Gr.B7

d	✉	Kód výrobku	d	✉	Kód výrobku	d	✉	Kód výrobku
M10	1	22100.100.001	M22	1	22100.220.001	M39	1	22100.390.001
M12	1	22100.120.001	M24	1	22100.240.001	M42	1	22100.420.001
M14	1	22100.140.001	M27	1	22100.270.001	M45	1	22100.450.001
M16	1	22100.160.001	M30	1	22100.300.001	M48	1	22100.480.001
M18	1	22100.180.001	M33	1	22100.330.001	M52	1	22100.520.001
M20	1	22100.200.001	M36	1	22100.360.001			

Svorník se 2 šestihrannými maticemi

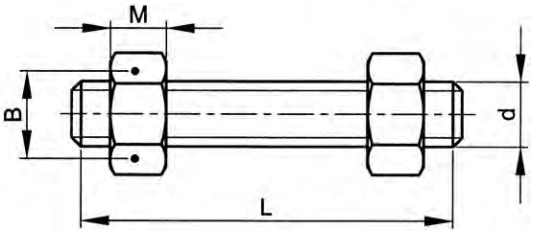

ASME **B16.5**
BS 4882

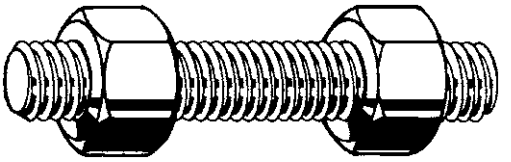

Technické údaje

d	B	M	Závitů na palec	d	B	M	Závitů na palec
3/8	11/16	9	16	1.1/2	2.3/8	37.3	8
1/2	7/8	12.3	13	1.5/8	2.9/16	40.5	8
5/8	1.1/16	15.5	11	1.3/4	2.3/4	43.6	8
3/4	1.1/4	18.7	10	1.7/8	2.15/16	46.8	8
7/8	1.7/16	21.8	9	2 Inch	3.1/8	50.0	8
1 Inch	1.5/8	25.0	8	2.1/4	3.1/2	56.0	8
1.1/8	1.13/16	28.2	8	2.1/2	3.7/8	62.3	8
1.1/4	2.IN.	31.0	8	2.3/4	4.1/4	68.7	8
1.3/8	2.3/16	34.1	8	3 Inch	4.5/8	75.0	8

- Tolerance celkové délky závrtných šroubů podle ASTM A 193 odst.11.
- L je nominální délkou závrtných šroubů od prvního po poslední plný závit vyjímaje sražených konců.

Skupiny produktů

Závit	Typ drážky	Materiál	Třída	Povrchová úprava	Kód	Strana
UNC	S vnějším šestihranem	Oc ASTM A193 - ASTM A194	Gr.B7 - Gr.2H		22080	4-39
UNC	S vnějším šestihranem	Oc ASTM A193 - ASTM A194	Gr.B7 - Gr.2H	Zn	22082	4-41
8 UN	S vnějším šestihranem	Oc ASTM A193 - ASTM A194	Gr.B7 - Gr.2H		22090	4-42
UNC	S vnějším šestihranem	Oc ASTM A320 - ASTM A194	Gr.L7 - Gr.4		22320	4-45
8 UN	S vnějším šestihranem	Oc ASTM A320 - ASTM A194	Gr.L7 - Gr.4		22330	4-47
UNC	S vnějším šestihranem	NO ASTM A193 - ASTM A194	Gr.B8 Cl.1 - Gr.8		22534	4-50
UNC	S vnějším šestihranem	NO ASTM A193 - ASTM A194	Gr.B8M Cl.2 - Gr.8M		22538	4-51
UNC	S vnějším šestihranem	Oc ASTM A193 - ASTM A194	Gr.B16 - Gr.2H		22551	4-53
UNC	S vnějším šestihranem	Oc ASTM A193 - ASTM A194	Gr.B16 - Gr.4		22554	4-53

22080 **Svorník se 2 šestihrannými maticemi** **G09A**

Závit Unified National Coarse
Materiál Ocel ASTM A193 - ASTM A194
Třída Gr.B7 - Gr.2H

RoHS

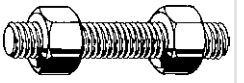

d x L mm (L Inch)	✉	Kód výrobku	d x L mm (L Inch)	✉	Kód výrobku	d x L mm (L Inch)	✉	Kód výrobku
3/8X25 (1)	1	22080.096.025	1/2X140 (5.1/2)	1	22080.127.139	5/8X80 (3.1/4)	1	22080.158.082
3/8X40 (1.1/2)	1	22080.096.038	1/2X145 (5.3/4)	1	22080.127.146	5/8X85 (3.3/8)	1	22080.158.085
3/8X45 (1.3/4)	1	22080.096.044	1/2X150 (6)	1	22080.127.152	5/8X90 (3.1/2)	1	22080.158.088
3/8X60 (2.3/8)	1	22080.096.060	1/2X155 (6.1/8)	1	22080.127.155	5/8X95 (3.3/4)	1	22080.158.095
3/8X95 (3.3/4)	1	22080.096.095	1/2X160 (6.1/4)	1	22080.127.158	5/8X100 (4)	1	22080.158.101
3/8X175 (6.7/8)	1	22080.096.175	1/2X165 (6.1/2)	1	22080.127.165	5/8X105 (4.1/8)	1	22080.158.105
3/8X185 (7.1/4)	1	22080.096.184	1/2X170 (6.3/4)	1	22080.127.171	5/8X110 (4.1/4)	1	22080.158.107
			1/2X175 (6.7/8)	1	22080.127.175	5/8X115 (4.1/2)	1	22080.158.114
1/2X40 (1.1/2)	1	22080.127.038	1/2X180 (7)	1	22080.127.177	5/8X120 (4.3/4)	1	22080.158.120
1/2X45 (1.3/4)	1	22080.127.044	1/2X185 (7.1/4)	1	22080.127.184	5/8X125 (5)	1	22080.158.127
1/2X50 (2)	1	22080.127.050	1/2X190 (7.1/2)	1	22080.127.190	5/8X130 (5.1/8)	1	22080.158.130
1/2X55 (2.1/4)	1	22080.127.057	1/2X195 (7.3/4)	1	22080.127.196	5/8X135 (5.1/4)	1	22080.158.133
1/2X60 (2.3/8)	1	22080.127.060	1/2X200 (8)	1	22080.127.203	5/8X140 (5.1/2)	1	22080.158.139
1/2X65 (2.1/2)	1	22080.127.063	1/2X205 (8.1/8)	1	22080.127.205	5/8X145 (5.3/4)	1	22080.158.146
1/2X70 (2.3/4)	1	22080.127.069	1/2X210 (8.1/4)	1	22080.127.209	5/8X150 (6)	1	22080.158.152
1/2X75 (3)	1	22080.127.076	1/2X225 (8.7/8)	1	22080.127.225	5/8X155 (6.1/8)	1	22080.158.155
1/2X80 (3.1/4)	1	22080.127.082	1/2X250 (9.3/4)	1	22080.127.247	5/8X160 (6.1/4)	1	22080.158.158
1/2X85 (3.3/8)	1	22080.127.085	1/2X280 (11)	1	22080.127.279	5/8X165 (6.1/2)	1	22080.158.165
1/2X90 (3.1/2)	1	22080.127.088				5/8X170 (6.3/4)	1	22080.158.171
1/2X95 (3.3/4)	1	22080.127.095	5/8X40 (1.1/2)	1	22080.158.038	5/8X175 (6.7/8)	1	22080.158.175
1/2X100 (4)	1	22080.127.101	5/8X45 (1.3/4)	1	22080.158.044	5/8X180 (7)	1	22080.158.177
1/2X105 (4.1/8)	1	22080.127.105	5/8X50 (2)	1	22080.158.050	5/8X185 (7.1/4)	1	22080.158.184
1/2X110 (4.1/4)	1	22080.127.107	5/8X55 (2.1/4)	1	22080.158.057	5/8X190 (7.1/2)	1	22080.158.190
1/2X115 (4.1/2)	1	22080.127.114	5/8X60 (2.3/8)	1	22080.158.060	5/8X195 (7.3/4)	1	22080.158.196
1/2X120 (4.3/4)	1	22080.127.120	5/8X65 (2.1/2)	1	22080.158.063	5/8X200 (8)	1	22080.158.203
1/2X125 (5)	1	22080.127.127	5/8X70 (2.3/4)	1	22080.158.069	5/8X205 (8.1/8)	1	22080.158.205
1/2X130 (5.1/8)	1	22080.127.130	5/8X75 (3)	1	22080.158.076	5/8X210 (8.1/4)	1	22080.158.209
1/2X135 (5.1/4)	1	22080.127.133						

22080 Svorník se 2 šestihrannými maticemi

d x L mm (L Inch)	✉	Kód výrobku	d x L mm (L Inch)	✉	Kód výrobku	d x L mm (L Inch)	✉	Kód výrobku
5/8X215 (8.1/2)	1	22080.158.215	3/4X310 (12.1/4)	1	22080.191.311	7/8X315 (12.1/2)	1	22080.222.317
5/8X220 (8.3/4)	1	22080.158.222	3/4X315 (12.1/2)	1	22080.191.317	7/8X320 (12.5/8)	1	22080.222.320
5/8X225 (8.7/8)	1	22080.158.225	3/4X320 (12.5/8)	1	22080.191.320	7/8X325 (12.3/4)	1	22080.222.323
5/8X230 (9)	1	22080.158.228	3/4X325 (12.3/4)	1	22080.191.323	7/8X330 (13)	1	22080.222.330
5/8X235 (9.1/4)	1	22080.158.234	3/4X330 (13)	1	22080.191.330	7/8X335 (13.1/4)	1	22080.222.337
5/8X240 (9.1/2)	1	22080.158.241	3/4X335 (13.1/4)	1	22080.191.337	7/8X340 (13.3/8)	1	22080.222.340
5/8X245 (9.5/8)	1	22080.158.245	3/4X340 (13.3/8)	1	22080.191.340	7/8X345 (13.1/2)	1	22080.222.342
5/8X250 (9.3/4)	1	22080.158.247	3/4X345 (13.1/2)	1	22080.191.342	7/8X350 (13.3/4)	1	22080.222.349
5/8X255 (10)	1	22080.158.254	3/4X350 (13.3/4)	1	22080.191.349	7/8X355 (14)	1	22080.222.355
5/8X260 (10.1/4)	1	22080.158.260	3/4X355 (14)	1	22080.191.355	7/8X360 (14.1/4)	1	22080.222.361
5/8X265 (10.1/2)	1	22080.158.266	3/4X360 (14.1/4)	1	22080.191.361	7/8X365 (14.3/8)	1	22080.222.365
5/8X270 (10.5/8)	1	22080.158.270	3/4X365 (14.3/8)	1	22080.191.365	7/8X370 (14.1/2)	1	22080.222.368
5/8X275 (10.3/4)	1	22080.158.273	3/4X370 (14.1/2)	1	22080.191.368	7/8X375 (14.3/4)	1	22080.222.374
5/8X280 (11)	1	22080.158.279	3/4X375 (14.3/4)	1	22080.191.374	7/8X380 (15)	1	22080.222.381
5/8X285 (11.1/4)	1	22080.158.285	3/4X380 (15)	1	22080.191.381	7/8X385 (15.1/4)	1	22080.222.387
5/8X290 (11.3/8)	1	22080.158.290	3/4X385 (15.1/4)	1	22080.191.387	7/8X390 (15.3/8)	1	22080.222.390
5/8X295 (11.1/2)	1	22080.158.292	3/4X390 (15.3/8)	1	22080.191.390	7/8X395 (15.1/2)	1	22080.222.393
5/8X300 (11.3/4)	1	22080.158.298	3/4X395 (15.1/2)	1	22080.191.393	7/8X400 (15.3/4)	1	22080.222.400
5/8X305 (12)	1	22080.158.304	3/4X400 (15.3/4)	1	22080.191.400	7/8X405 (16)	1	22080.222.406
5/8X310 (12.1/4)	1	22080.158.311	3/4X405 (16)	1	22080.191.406	7/8X410 (16.1/8)	1	22080.222.410
5/8X315 (12.1/2)	1	22080.158.317	3/4X410 (16.1/8)	1	22080.191.410	7/8X415 (16.1/4)	1	22080.222.412
5/8X320 (12.5/8)	1	22080.158.320	3/4X415 (16.1/4)	1	22080.191.412	7/8X420 (16.1/2)	1	22080.222.419
5/8X325 (12.3/4)	1	22080.158.323	3/4X420 (16.1/2)	1	22080.191.419	7/8X425 (16.3/4)	1	22080.222.425
5/8X330 (13)	1	22080.158.330	3/4X430 (17)	1	22080.191.431	7/8X430 (17)	1	22080.222.431
5/8X335 (13.1/4)	1	22080.158.336	3/4X440 (17.1/4)	1	22080.191.438	7/8X440 (17.1/4)	1	22080.222.438
5/8X340 (13.3/8)	1	22080.158.340	3/4X450 (17.3/4)	1	22080.191.450	7/8X450 (17.3/4)	1	22080.222.450
5/8X370 (14.1/2)	1	22080.158.368	3/4X455 (18)	1	22080.191.457	7/8X455 (18)	1	22080.222.457
5/8X375 (14.3/4)	1	22080.158.374	3/4X470 (18.1/2)	1	22080.191.469	7/8X470 (18.1/2)	1	22080.222.469
5/8X385 (15.1/4)	1	22080.158.387	3/4X480 (18.7/8)	1	22080.191.480	7/8X485 (19)	1	22080.222.482
			3/4X485 (19)	1	22080.191.482	7/8X495 (19.1/2)	1	22080.222.495
3/4X50 (2)	1	22080.191.050	3/4X580 (22.7/8)	1	22080.191.580	7/8X510 (20)	1	22080.222.508
3/4X55 (2.1/4)	1	22080.191.057	3/4X625 (24.5/8)	1	22080.191.625	7/8X515 (20.1/4)	1	22080.222.514
3/4X60 (2.3/8)	1	22080.191.060				7/8X525 (20.3/4)	1	22080.222.527
3/4X65 (2.1/2)	1	22080.191.063	7/8X70 (2.3/4)	1	22080.222.069			
3/4X70 (2.3/4)	1	22080.191.069	7/8X75 (3)	1	22080.222.076	1.IN.X80 (3.1/4)	1	22080.254.082
3/4X75 (3)	1	22080.191.076	7/8X85 (3.1/4)	1	22080.222.082	1.IN.X85 (3.3/8)	1	22080.254.085
3/4X80 (3.1/4)	1	22080.191.082	7/8X85 (3.3/8)	1	22080.222.085	1.IN.X90 (3.1/2)	1	22080.254.088
3/4X85 (3.3/8)	1	22080.191.085	7/8X90 (3.1/2)	1	22080.222.088	1.IN.X95 (3.3/4)	1	22080.254.095
3/4X90 (3.1/2)	1	22080.191.088	7/8X95 (3.3/4)	1	22080.222.095	1.IN.X100 (4)	1	22080.254.101
3/4X95 (3.3/4)	1	22080.191.095	7/8X100 (4)	1	22080.222.101	1.IN.X105 (4.1/8)	1	22080.254.105
3/4X100 (4)	1	22080.191.101	7/8X105 (4.1/8)	1	22080.222.105	1.IN.X110 (4.1/4)	1	22080.254.107
3/4X105 (4.1/8)	1	22080.191.105	7/8X110 (4.1/4)	1	22080.222.107	1.IN.X115 (4.1/2)	1	22080.254.114
3/4X110 (4.1/4)	1	22080.191.107	7/8X115 (4.1/2)	1	22080.222.114	1.IN.X120 (4.3/4)	1	22080.254.120
3/4X115 (4.1/2)	1	22080.191.114	7/8X120 (4.3/4)	1	22080.222.120	1.IN.X125 (5)	1	22080.254.127
3/4X120 (4.3/4)	1	22080.191.120	7/8X125 (5)	1	22080.222.127	1.IN.X130 (5.1/8)	1	22080.254.130
3/4X125 (5)	1	22080.191.127	7/8X130 (5.1/8)	1	22080.222.130	1.IN.X135 (5.1/4)	1	22080.254.133
3/4X130 (5.1/8)	1	22080.191.130	7/8X135 (5.1/4)	1	22080.222.133	1.IN.X140 (5.1/2)	1	22080.254.139
3/4X135 (5.1/4)	1	22080.191.133	7/8X140 (5.1/2)	1	22080.222.139	1.IN.X145 (5.3/4)	1	22080.254.146
3/4X140 (5.1/2)	1	22080.191.139	7/8X145 (5.3/4)	1	22080.222.146	1.IN.X150 (6)	1	22080.254.152
3/4X145 (5.3/4)	1	22080.191.146	7/8X150 (6)	1	22080.222.152	1.IN.X155 (6.1/8)	1	22080.254.155
3/4X150 (6)	1	22080.191.152	7/8X155 (6.1/8)	1	22080.222.155	1.IN.X160 (6.1/4)	1	22080.254.158
3/4X155 (6.1/8)	1	22080.191.155	7/8X160 (6.1/4)	1	22080.222.158	1.IN.X165 (6.1/2)	1	22080.254.165
3/4X160 (6.1/4)	1	22080.191.158	7/8X165 (6.1/2)	1	22080.222.165	1.IN.X170 (6.3/4)	1	22080.254.171
3/4X165 (6.1/2)	1	22080.191.165	7/8X170 (6.3/4)	1	22080.222.171	1.IN.X175 (6.7/8)	1	22080.254.175
3/4X170 (6.3/4)	1	22080.191.171	7/8X175 (6.7/8)	1	22080.222.175	1.IN.X180 (7)	1	22080.254.177
3/4X175 (6.7/8)	1	22080.191.175	7/8X180 (7)	1	22080.222.177	1.IN.X185 (7.1/4)	1	22080.254.184
3/4X180 (7)	1	22080.191.177	7/8X185 (7.1/4)	1	22080.222.184	1.IN.X190 (7.1/2)	1	22080.254.190
3/4X185 (7.1/4)	1	22080.191.184	7/8X190 (7.1/2)	1	22080.222.190	1.IN.X195 (7.3/4)	1	22080.254.196
3/4X190 (7.1/2)	1	22080.191.190	7/8X195 (7.3/4)	1	22080.222.196	1.IN.X200 (8)	1	22080.254.203
3/4X195 (7.3/4)	1	22080.191.196	7/8X200 (8)	1	22080.222.203	1.IN.X205 (8.1/8)	1	22080.254.205
3/4X200 (8)	1	22080.191.203	7/8X205 (8.1/8)	1	22080.222.205	1.IN.X210 (8.1/4)	1	22080.254.209
3/4X205 (8.1/8)	1	22080.191.205	7/8X210 (8.1/4)	1	22080.222.209	1.IN.X215 (8.1/2)	1	22080.254.215
3/4X210 (8.1/4)	1	22080.191.209	7/8X215 (8.1/2)	1	22080.222.215	1.IN.X220 (8.3/4)	1	22080.254.222
3/4X215 (8.1/2)	1	22080.191.215	7/8X220 (8.3/4)	1	22080.222.222	1.IN.X225 (8.7/8)	1	22080.254.225
3/4X220 (8.3/4)	1	22080.191.222	7/8X225 (8.7/8)	1	22080.222.225	1.IN.X230 (9)	1	22080.254.228
3/4X225 (8.7/8)	1	22080.191.225	7/8X230 (9)	1	22080.222.228	1.IN.X235 (9.1/4)	1	22080.254.234
3/4X230 (9)	1	22080.191.228	7/8X235 (9.1/4)	1	22080.222.234	1.IN.X240 (9.1/2)	1	22080.254.241
3/4X235 (9.1/4)	1	22080.191.234	7/8X240 (9.1/2)	1	22080.222.241	1.IN.X245 (9.5/8)	1	22080.254.245
3/4X240 (9.1/2)	1	22080.191.241	7/8X245 (9.5/8)	1	22080.222.245	1.IN.X250 (9.3/4)	1	22080.254.247
3/4X245 (9.5/8)	1	22080.191.245	7/8X250 (9.3/4)	1	22080.222.247	1.IN.X255 (10)	1	22080.254.254
3/4X250 (9.3/4)	1	22080.191.247	7/8X255 (10)	1	22080.222.254	1.IN.X260 (10.1/4)	1	22080.254.260
3/4X255 (10)	1	22080.191.254	7/8X260 (10.1/4)	1	22080.222.260	1.IN.X265 (10.1/2)	1	22080.254.266
3/4X260 (10.1/4)	1	22080.191.260	7/8X265 (10.1/2)	1	22080.222.266	1.IN.X270 (10.5/8)	1	22080.254.270
3/4X265 (10.1/2)	1	22080.191.266	7/8X270 (10.5/8)	1	22080.222.270	1.IN.X275 (10.3/4)	1	22080.254.273
3/4X270 (10.5/8)	1	22080.191.270	7/8X275 (10.3/4)	1	22080.222.273	1.IN.X280 (11)	1	22080.254.279
3/4X275 (10.3/4)	1	22080.191.273	7/8X280 (11)	1	22080.222.279	1.IN.X285 (11.1/4)	1	22080.254.285
3/4X280 (11)	1	22080.191.279	7/8X285 (11.1/4)	1	22080.222.285	1.IN.X290 (11.3/8)	1	22080.254.290
3/4X285 (11.1/4)	1	22080.191.285	7/8X290 (11.3/8)	1	22080.222.290	1.IN.X295 (11.1/2)	1	22080.254.292
3/4X290 (11.3/8)	1	22080.191.290	7/8X295 (11.1/2)	1	22080.222.292	1.IN.X300 (11.3/4)	1	22080.254.298
3/4X295 (11.1/2)	1	22080.191.292	7/8X300 (11.3/4)	1	22080.222.298	1.IN.X305 (12)	1	22080.254.304
3/4X300 (11.3/4)	1	22080.191.298	7/8X305 (12)	1	22080.222.304	1.IN.X310 (12.1/4)	1	22080.254.311
3/4X305 (12)	1	22080.191.304	7/8X310 (12.1/4)	1	22080.222.311	1.IN.X315 (12.1/2)	1	22080.254.317

22080 Svorník se 2 šestihrannými maticemi

d x L mm (L Inch)	✉	Kód výrobku	d x L mm (L Inch)	✉	Kód výrobku	d x L mm (L Inch)	✉	Kód výrobku
1.IN.X320 (12.5/8)	1	22080.254.320	1.IN.X380 (15)	1	22080.254.381	1.IN.X445 (17.1/2)	1	22080.254.444
1.IN.X325 (12.3/4)	1	22080.254.323	1.IN.X385 (15.1/4)	1	22080.254.387	1.IN.X450 (17.3/4)	1	22080.254.450
1.IN.X330 (13)	1	22080.254.330	1.IN.X390 (15.3/8)	1	22080.254.390	1.IN.X455 (18)	1	22080.254.457
1.IN.X335 (13.1/4)	1	22080.254.337	1.IN.X395 (15.1/2)	1	22080.254.393	1.IN.X460 (18.1/8)	1	22080.254.460
1.IN.X340 (13.3/8)	1	22080.254.340	1.IN.X400 (15.3/4)	1	22080.254.400	1.IN.X470 (18.1/2)	1	22080.254.469
1.IN.X345 (13.1/2)	1	22080.254.342	1.IN.X410 (16.1/8)	1	22080.254.410	1.IN.X485 (19)	1	22080.254.482
1.IN.X350 (13.3/4)	1	22080.254.349	1.IN.X415 (16.1/4)	1	22080.254.412	1.IN.X505 (19.7/8)	1	22080.254.505
1.IN.X355 (14)	1	22080.254.355	1.IN.X420 (16.1/2)	1	22080.254.419	1.IN.X515 (20.1/4)	1	22080.254.514
1.IN.X360 (14.1/4)	1	22080.254.361	1.IN.X425 (16.3/4)	1	22080.254.425	1.IN.X520 (20.1/2)	1	22080.254.520
1.IN.X365 (14.3/8)	1	22080.254.365	1.IN.X430 (17)	1	22080.254.431	1.IN.X595 (23.1/2)	1	22080.254.596
1.IN.X370 (14.1/2)	1	22080.254.368	1.IN.X435 (17.1/8)	1	22080.254.435	1.IN.X730 (28.3/4)	1	22080.254.730
1.IN.X375 (14.3/4)	1	22080.254.374	1.IN.X440 (17.1/4)	1	22080.254.438			

22082 Svorník se 2 šestihrannými maticemi G09A

Závit Unified National Coarse
Materiál Ocel ASTM A193 - ASTM A194
Třída Gr.B7 - Gr.2H
Povrchová úprava Pozinkované

RoHS

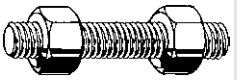

d x L mm (L Inch)	✉	Kód výrobku	d x L mm (L Inch)	✉	Kód výrobku	d x L mm (L Inch)	✉	Kód výrobku
3/8X25 (1)	1	22082.096.025	5/8X70 (2.3/4)	1	22082.158.069			
3/8X40 (1.1/2)	1	22082.096.038	5/8X75 (3)	1	22082.158.076	3/4X50 (2)	1	22082.191.050
3/8X45 (1.3/4)	1	22082.096.044	5/8X80 (3.1/4)	1	22082.158.082	3/4X55 (2.1/4)	1	22082.191.057
3/8X60 (2.3/8)	1	22082.096.060	5/8X85 (3.3/8)	1	22082.158.085	3/4X60 (2.3/8)	1	22082.191.060
3/8X65 (2.1/2)	1	22082.096.063	5/8X90 (3.1/2)	1	22082.158.088	3/4X65 (2.1/2)	1	22082.191.063
3/8X70 (2.3/4)	1	22082.096.069	5/8X95 (3.3/4)	1	22082.158.095	3/4X70 (2.3/4)	1	22082.191.069
3/8X80 (3.1/4)	1	22082.096.082	5/8X100 (4)	1	22082.158.101	3/4X75 (3)	1	22082.191.076
3/8X95 (3.3/4)	1	22082.096.095	5/8X105 (4.1/8)	1	22082.158.105	3/4X80 (3.1/4)	1	22082.191.082
3/8X100 (4)	1	22082.096.101	5/8X110 (4.1/4)	1	22082.158.107	3/4X85 (3.3/8)	1	22082.191.085
3/8X175 (6.7/8)	1	22082.096.175	5/8X115 (4.1/2)	1	22082.158.114	3/4X90 (3.1/2)	1	22082.191.088
3/8X185 (7.1/4)	1	22082.096.184	5/8X120 (4.3/4)	1	22082.158.120	3/4X95 (3.3/4)	1	22082.191.095
			5/8X125 (5)	1	22082.158.127	3/4X100 (4)	1	22082.191.101
1/2X30 (1.1/4)	1	22082.127.031	5/8X130 (5.1/8)	1	22082.158.130	3/4X105 (4.1/8)	1	22082.191.105
1/2X40 (1.1/2)	1	22082.127.038	5/8X135 (5.1/4)	1	22082.158.133	3/4X110 (4.1/4)	1	22082.191.107
1/2X45 (1.3/4)	1	22082.127.044	5/8X140 (5.1/2)	1	22082.158.139	3/4X115 (4.1/2)	1	22082.191.114
1/2X50 (2)	1	22082.127.050	5/8X145 (5.3/4)	1	22082.158.146	3/4X120 (4.3/4)	1	22082.191.120
1/2X55 (2.1/4)	1	22082.127.057	5/8X150 (6)	1	22082.158.152	3/4X125 (5)	1	22082.191.127
1/2X60 (2.3/8)	1	22082.127.060	5/8X155 (6.1/8)	1	22082.158.155	3/4X130 (5.1/8)	1	22082.191.130
1/2X65 (2.1/2)	1	22082.127.063	5/8X160 (6.1/4)	1	22082.158.158	3/4X135 (5.1/4)	1	22082.191.133
1/2X70 (2.3/4)	1	22082.127.069	5/8X165 (6.1/2)	1	22082.158.165	3/4X140 (5.1/2)	1	22082.191.139
1/2X75 (3)	1	22082.127.076	5/8X170 (6.3/4)	1	22082.158.171	3/4X145 (5.3/4)	1	22082.191.146
1/2X80 (3.1/4)	1	22082.127.082	5/8X175 (6.7/8)	1	22082.158.175	3/4X150 (6)	1	22082.191.152
1/2X85 (3.3/8)	1	22082.127.085	5/8X180 (7)	1	22082.158.177	3/4X155 (6.1/8)	1	22082.191.155
1/2X90 (3.1/2)	1	22082.127.088	5/8X185 (7.1/4)	1	22082.158.184	3/4X160 (6.1/4)	1	22082.191.158
1/2X95 (3.3/4)	1	22082.127.095	5/8X190 (7.1/2)	1	22082.158.190	3/4X165 (6.1/2)	1	22082.191.165
1/2X100 (4)	1	22082.127.101	5/8X195 (7.3/4)	1	22082.158.196	3/4X170 (6.3/4)	1	22082.191.171
1/2X105 (4.1/8)	1	22082.127.105	5/8X200 (8)	1	22082.158.203	3/4X175 (6.7/8)	1	22082.191.175
1/2X110 (4.1/4)	1	22082.127.107	5/8X205 (8.1/8)	1	22082.158.205	3/4X180 (7)	1	22082.191.177
1/2X115 (4.1/2)	1	22082.127.114	5/8X210 (8.1/4)	1	22082.158.209	3/4X185 (7.1/4)	1	22082.191.184
1/2X120 (4.3/4)	1	22082.127.120	5/8X215 (8.1/2)	1	22082.158.215	3/4X190 (7.1/2)	1	22082.191.190
1/2X125 (5)	1	22082.127.127	5/8X220 (8.3/4)	1	22082.158.222	3/4X195 (7.3/4)	1	22082.191.196
1/2X130 (5.1/8)	1	22082.127.130	5/8X225 (8.7/8)	1	22082.158.225	3/4X200 (8)	1	22082.191.203
1/2X135 (5.1/4)	1	22082.127.133	5/8X230 (9)	1	22082.158.228	3/4X205 (8.1/8)	1	22082.191.205
1/2X140 (5.1/2)	1	22082.127.139	5/8X235 (9.1/4)	1	22082.158.234	3/4X210 (8.1/4)	1	22082.191.209
1/2X145 (5.3/4)	1	22082.127.146	5/8X240 (9.1/2)	1	22082.158.241	3/4X215 (8.1/2)	1	22082.191.215
1/2X150 (6)	1	22082.127.152	5/8X245 (9.5/8)	1	22082.158.245	3/4X220 (8.3/4)	1	22082.191.222
1/2X155 (6.1/8)	1	22082.127.155	5/8X250 (9.3/4)	1	22082.158.247	3/4X225 (8.7/8)	1	22082.191.225
1/2X160 (6.1/4)	1	22082.127.158	5/8X255 (10)	1	22082.158.254	3/4X230 (9)	1	22082.191.228
1/2X165 (6.1/2)	1	22082.127.165	5/8X260 (10.1/4)	1	22082.158.260	3/4X235 (9.1/4)	1	22082.191.234
1/2X170 (6.3/4)	1	22082.127.171	5/8X265 (10.1/2)	1	22082.158.266	3/4X240 (9.1/2)	1	22082.191.241
1/2X175 (6.7/8)	1	22082.127.175	5/8X270 (10.5/8)	1	22082.158.270	3/4X245 (9.5/8)	1	22082.191.245
1/2X180 (7)	1	22082.127.177	5/8X275 (10.3/4)	1	22082.158.273	3/4X250 (9.3/4)	1	22082.191.247
1/2X185 (7.1/4)	1	22082.127.184	5/8X280 (11)	1	22082.158.279	3/4X255 (10)	1	22082.191.254
1/2X190 (7.1/2)	1	22082.127.190	5/8X285 (11.1/4)	1	22082.158.285	3/4X260 (10.1/4)	1	22082.191.260
1/2X195 (7.3/4)	1	22082.127.196	5/8X290 (11.3/8)	1	22082.158.290	3/4X265 (10.1/2)	1	22082.191.266
1/2X200 (8)	1	22082.127.203	5/8X295 (11.1/2)	1	22082.158.292	3/4X270 (10.5/8)	1	22082.191.270
1/2X205 (8.1/8)	1	22082.127.205	5/8X300 (11.3/4)	1	22082.158.298	3/4X275 (10.3/4)	1	22082.191.273
1/2X210 (8.1/4)	1	22082.127.209	5/8X305 (12)	1	22082.158.304	3/4X280 (11)	1	22082.191.279
1/2X225 (8.7/8)	1	22082.127.225	5/8X310 (12.1/4)	1	22082.158.311	3/4X285 (11.1/4)	1	22082.191.285
1/2X250 (9.3/4)	1	22082.127.247	5/8X315 (12.1/2)	1	22082.158.317	3/4X290 (11.3/8)	1	22082.191.290
1/2X280 (11)	1	22082.127.279	5/8X320 (12.5/8)	1	22082.158.320	3/4X295 (11.1/2)	1	22082.191.292
			5/8X325 (12.3/4)	1	22082.158.323	3/4X300 (11.3/4)	1	22082.191.298
5/8X40 (1.1/2)	1	22082.158.038	5/8X330 (13)	1	22082.158.330	3/4X305 (12)	1	22082.191.304
5/8X45 (1.3/4)	1	22082.158.044	5/8X335 (13.1/4)	1	22082.158.337	3/4X310 (12.1/4)	1	22082.191.311
5/8X50 (2)	1	22082.158.050	5/8X340 (13.3/8)	1	22082.158.340	3/4X315 (12.1/2)	1	22082.191.317
5/8X55 (2.1/4)	1	22082.158.057	5/8X370 (14.1/2)	1	22082.158.368	3/4X320 (12.3/8)	1	22082.191.320
5/8X60 (2.3/8)	1	22082.158.060	5/8X375 (14.3/4)	1	22082.158.374	3/4X325 (12.3/4)	1	22082.191.323
5/8X65 (2.1/2)	1	22082.158.063	5/8X385 (15.1/4)	1	22082.158.387	3/4X330 (13)	1	22082.191.330

22082 Svorník se 2 šestihrannými maticemi

d x L mm (L Inch)	✉	Kód výrobku	d x L mm (L Inch)	✉	Kód výrobku	d x L mm (L Inch)	✉	Kód výrobku
3/4X335 (13.1/4)	1	22082.191.337	7/8X255 (10)	1	22082.222.254	1.IN.X180 (7)	1	22082.254.177
3/4X340 (13.3/8)	1	22082.191.340	7/8X260 (10.1/4)	1	22082.222.260	1.IN.X185 (7.1/4)	1	22082.254.184
3/4X345 (13.1/2)	1	22082.191.342	7/8X265 (10.1/2)	1	22082.222.266	1.IN.X190 (7.1/2)	1	22082.254.190
3/4X350 (13.3/4)	1	22082.191.349	7/8X270 (10.5/8)	1	22082.222.270	1.IN.X195 (7.3/4)	1	22082.254.196
3/4X355 (14)	1	22082.191.355	7/8X275 (10.3/4)	1	22082.222.273	1.IN.X200 (8)	1	22082.254.203
3/4X360 (14.1/4)	1	22082.191.361	7/8X280 (11)	1	22082.222.279	1.IN.X205 (8.1/8)	1	22082.254.205
3/4X365 (14.3/8)	1	22082.191.365	7/8X285 (11.1/4)	1	22082.222.285	1.IN.X210 (8.1/4)	1	22082.254.209
3/4X370 (14.1/2)	1	22082.191.368	7/8X290 (11.3/8)	1	22082.222.290	1.IN.X215 (8.1/2)	1	22082.254.215
3/4X375 (14.3/4)	1	22082.191.374	7/8X295 (11.1/2)	1	22082.222.292	1.IN.X220 (8.3/4)	1	22082.254.222
3/4X380 (15)	1	22082.191.381	7/8X300 (11.3/4)	1	22082.222.298	1.IN.X225 (8.7/8)	1	22082.254.225
3/4X385 (15.1/4)	1	22082.191.387	7/8X305 (12)	1	22082.222.304	1.IN.X230 (9)	1	22082.254.228
3/4X390 (15.3/8)	1	22082.191.390	7/8X310 (12.1/4)	1	22082.222.311	1.IN.X235 (9.1/4)	1	22082.254.234
3/4X395 (15.1/2)	1	22082.191.393	7/8X315 (12.1/2)	1	22082.222.317	1.IN.X240 (9.1/2)	1	22082.254.241
3/4X400 (15.3/4)	1	22082.191.400	7/8X320 (12.5/8)	1	22082.222.320	1.IN.X245 (9.5/8)	1	22082.254.245
3/4X405 (16)	1	22082.191.406	7/8X325 (12.3/4)	1	22082.222.323	1.IN.X250 (9.3/4)	1	22082.254.247
3/4X410 (16.1/8)	1	22082.191.410	7/8X330 (13)	1	22082.222.330	1.IN.X255 (10)	1	22082.254.254
3/4X415 (16.1/4)	1	22082.191.412	7/8X335 (13.1/4)	1	22082.222.337	1.IN.X260 (10.1/4)	1	22082.254.260
3/4X420 (16.1/2)	1	22082.191.419	7/8X340 (13.3/8)	1	22082.222.340	1.IN.X265 (10.1/2)	1	22082.254.266
3/4X430 (17)	1	22082.191.431	7/8X345 (13.1/2)	1	22082.222.342	1.IN.X270 (10.5/8)	1	22082.254.270
3/4X440 (17.1/4)	1	22082.191.438	7/8X350 (13.3/4)	1	22082.222.349	1.IN.X275 (10.3/4)	1	22082.254.273
3/4X450 (17.3/4)	1	22082.191.450	7/8X355 (14)	1	22082.222.355	1.IN.X280 (11)	1	22082.254.279
3/4X455 (18)	1	22082.191.457	7/8X360 (14.1/4)	1	22082.222.361	1.IN.X285 (11.1/4)	1	22082.254.285
3/4X470 (18.1/2)	1	22082.191.469	7/8X365 (14.3/8)	1	22082.222.365	1.IN.X290 (11.3/8)	1	22082.254.290
3/4X480 (18.7/8)	1	22082.191.480	7/8X370 (14.1/2)	1	22082.222.368	1.IN.X295 (11.1/2)	1	22082.254.292
3/4X485 (19)	1	22082.191.482	7/8X375 (14.3/4)	1	22082.222.375	1.IN.X300 (11.3/4)	1	22082.254.298
3/4X580 (22.7/8)	1	22082.191.580	7/8X380 (15)	1	22082.222.381	1.IN.X305 (12)	1	22082.254.304
3/4X625 (24.5/8)	1	22082.191.625	7/8X385 (15.1/4)	1	22082.222.382	1.IN.X310 (12.1/4)	1	22082.254.311
			7/8X390 (15.3/8)	1	22082.222.390	1.IN.X315 (12.1/2)	1	22082.254.317
7/8X70 (2.3/4)	1	22082.222.069	7/8X395 (15.1/2)	1	22082.222.393	1.IN.X320 (12.5/8)	1	22082.254.320
7/8X75 (3)	1	22082.222.076	7/8X400 (15.3/4)	1	22082.222.400	1.IN.X325 (12.3/4)	1	22082.254.323
7/8X80 (3.1/4)	1	22082.222.082	7/8X405 (16)	1	22082.222.406	1.IN.X330 (13)	1	22082.254.330
7/8X85 (3.3/8)	1	22082.222.085	7/8X410 (16.1/8)	1	22082.222.410	1.IN.X335 (13.1/4)	1	22082.254.337
7/8X90 (3.1/2)	1	22082.222.088	7/8X415 (16.1/4)	1	22082.222.412	1.IN.X340 (13.3/8)	1	22082.254.340
7/8X95 (3.3/4)	1	22082.222.095	7/8X420 (16.1/2)	1	22082.222.419	1.IN.X345 (13.1/2)	1	22082.254.342
7/8X100 (4)	1	22082.222.101	7/8X425 (16.3/4)	1	22082.222.425	1.IN.X350 (13.3/4)	1	22082.254.349
7/8X105 (4.1/8)	1	22082.222.105	7/8X430 (17)	1	22082.222.431	1.IN.X355 (14)	1	22082.254.355
7/8X110 (4.1/4)	1	22082.222.107	7/8X440 (17.1/4)	1	22082.222.438	1.IN.X360 (14.1/4)	1	22082.254.361
7/8X115 (4.1/2)	1	22082.222.114	7/8X450 (17.3/4)	1	22082.222.450	1.IN.X365 (14.3/8)	1	22082.254.365
7/8X120 (4.3/4)	1	22082.222.120	7/8X455 (18)	1	22082.222.457	1.IN.X370 (14.1/2)	1	22082.254.368
7/8X125 (5)	1	22082.222.127	7/8X470 (18.1/2)	1	22082.222.469	1.IN.X375 (14.3/4)	1	22082.254.374
7/8X130 (5.1/8)	1	22082.222.130	7/8X485 (19)	1	22082.222.482	1.IN.X380 (15)	1	22082.254.381
7/8X135 (5.1/4)	1	22082.222.133	7/8X495 (19.1/2)	1	22082.222.495	1.IN.X385 (15.1/4)	1	22082.254.387
7/8X140 (5.1/2)	1	22082.222.139	7/8X510 (20)	1	22082.222.508	1.IN.X390 (15.3/8)	1	22082.254.390
7/8X145 (5.3/4)	1	22082.222.146	7/8X515 (20.1/4)	1	22082.222.514	1.IN.X395 (15.1/2)	1	22082.254.393
7/8X150 (6)	1	22082.222.152	7/8X525 (20.3/4)	1	22082.222.527	1.IN.X400 (15.3/4)	1	22082.254.400
7/8X155 (6.1/8)	1	22082.222.155				1.IN.X405 (16)	1	22082.254.406
7/8X160 (6.1/4)	1	22082.222.158	1.IN.X80 (3.1/4)	1	22082.254.082	1.IN.X410 (16.1/8)	1	22082.254.410
7/8X165 (6.1/2)	1	22082.222.165	1.IN.X85 (3.3/8)	1	22082.254.085	1.IN.X415 (16.1/4)	1	22082.254.412
7/8X170 (6.3/4)	1	22082.222.171	1.IN.X90 (3.1/2)	1	22082.254.088	1.IN.X420 (16.1/2)	1	22082.254.419
7/8X175 (6.7/8)	1	22082.222.175	1.IN.X95 (3.3/4)	1	22082.254.095	1.IN.X425 (16.3/4)	1	22082.254.425
7/8X180 (7)	1	22082.222.177	1.IN.X100 (4)	1	22082.254.101	1.IN.X430 (17)	1	22082.254.431
7/8X185 (7.1/4)	1	22082.222.184	1.IN.X105 (4.1/8)	1	22082.254.105	1.IN.X435 (17.1/8)	1	22082.254.435
7/8X190 (7.1/2)	1	22082.222.190	1.IN.X110 (4.1/4)	1	22082.254.107	1.IN.X440 (17.1/4)	1	22082.254.438
7/8X195 (7.3/4)	1	22082.222.196	1.IN.X115 (4.1/2)	1	22082.254.114	1.IN.X445 (17.1/2)	1	22082.254.444
7/8X200 (8)	1	22082.222.203	1.IN.X120 (4.3/4)	1	22082.254.120	1.IN.X450 (17.3/4)	1	22082.254.450
7/8X205 (8.1/8)	1	22082.222.205	1.IN.X125 (5)	1	22082.254.127	1.IN.X455 (18)	1	22082.254.457
7/8X210 (8.1/4)	1	22082.222.209	1.IN.X130 (5.1/8)	1	22082.254.130	1.IN.X460 (18.1/8)	1	22082.254.460
7/8X215 (8.1/2)	1	22082.222.215	1.IN.X135 (5.1/4)	1	22082.254.133	1.IN.X470 (18.1/2)	1	22082.254.469
7/8X220 (8.3/4)	1	22082.222.222	1.IN.X140 (5.1/2)	1	22082.254.139	1.IN.X485 (19)	1	22082.254.482
7/8X225 (8.7/8)	1	22082.222.225	1.IN.X145 (5.3/4)	1	22082.254.146	1.IN.X505 (19.7/8)	1	22082.254.505
7/8X230 (9)	1	22082.222.228	1.IN.X150 (6)	1	22082.254.152	1.IN.X515 (20.1/4)	1	22082.254.514
7/8X235 (9.1/4)	1	22082.222.234	1.IN.X155 (6.1/8)	1	22082.254.155	1.IN.X520 (20.1/2)	1	22082.254.520
7/8X240 (9.1/2)	1	22082.222.241	1.IN.X160 (6.1/4)	1	22082.254.158	1.IN.X595 (23.1/2)	1	22082.254.596
7/8X245 (9.5/8)	1	22082.222.245	1.IN.X165 (6.1/2)	1	22082.254.165	1.IN.X730 (28.3/4)	1	22082.254.730
7/8X250 (9.3/4)	1	22082.222.247	1.IN.X175 (6.7/8)	1	22082.254.175			

22090 Svorník se 2 šestihrannými maticemi G09A

Závit 8 Unified National
Materiál Ocel ASTM A193 - ASTM A194
Třída Gr.B7 - Gr.2H

RoHS

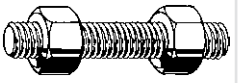

d x L mm (L Inch)	✉	Kód výrobku	d x L mm (L Inch)	✉	Kód výrobku	d x L mm (L Inch)	✉	Kód výrobku
1.1/8X100 (4)	1	22090.285.101	1.1/8X125 (5)	1	22090.285.127	1.1/8X150 (6)	1	22090.285.152
1.1/8X105 (4.1/8)	1	22090.285.105	1.1/8X130 (5.1/8)	1	22090.285.130	1.1/8X155 (6.1/8)	1	22090.285.155
1.1/8X110 (4.1/4)	1	22090.285.107	1.1/8X135 (5.1/4)	1	22090.285.133	1.1/8X160 (6.1/4)	1	22090.285.158
1.1/8X115 (4.1/2)	1	22090.285.114	1.1/8X140 (5.1/2)	1	22090.285.139	1.1/8X165 (6.1/2)	1	22090.285.165
1.1/8X120 (4.3/4)	1	22090.285.120	1.1/8X145 (5.3/4)	1	22090.285.146	1.1/8X170 (6.3/4)	1	22090.285.171

22090 Svorník se 2 šestihrannými maticemi

d x L mm (L Inch)	✉	Kód výrobku
1.1/8X175 (6.7/8)	1	22090.285.175
1.1/8X180 (7)	1	22090.285.177
1.1/8X185 (7.1/4)	1	22090.285.184
1.1/8X190 (7.1/2)	1	22090.285.190
1.1/8X195 (7.3/4)	1	22090.285.196
1.1/8X200 (8)	1	22090.285.203
1.1/8X205 (8.1/8)	1	22090.285.205
1.1/8X210 (8.1/4)	1	22090.285.209
1.1/8X215 (8.1/2)	1	22090.285.215
1.1/8X220 (8.3/4)	1	22090.285.222
1.1/8X225 (8.7/8)	1	22090.285.225
1.1/8X230 (9)	1	22090.285.228
1.1/8X235 (9.1/4)	1	22090.285.234
1.1/8X240 (9.1/2)	1	22090.285.241
1.1/8X245 (9.5/8)	1	22090.285.245
1.1/8X250 (9.3/4)	1	22090.285.247
1.1/8X255 (10)	1	22090.285.254
1.1/8X260 (10.1/4)	1	22090.285.260
1.1/8X265 (10.1/2)	1	22090.285.266
1.1/8X270 (10.5/8)	1	22090.285.270
1.1/8X275 (10.3/4)	1	22090.285.273
1.1/8X280 (11)	1	22090.285.279
1.1/8X285 (11.1/4)	1	22090.285.285
1.1/8X290 (11.3/8)	1	22090.285.290
1.1/8X295 (11.1/2)	1	22090.285.292
1.1/8X300 (11.3/4)	1	22090.285.298
1.1/8X305 (12)	1	22090.285.304
1.1/8X310 (12.1/4)	1	22090.285.311
1.1/8X315 (12.1/2)	1	22090.285.317
1.1/8X320 (12.5/8)	1	22090.285.320
1.1/8X325 (12.3/4)	1	22090.285.323
1.1/8X325 (12.3/4)	1	22090.285.326
1.1/8X330 (13)	1	22090.285.330
1.1/8X335 (13.1/4)	1	22090.285.337
1.1/8X340 (13.3/8)	1	22090.285.340
1.1/8X345 (13.1/2)	1	22090.285.342
1.1/8X350 (13.3/4)	1	22090.285.349
1.1/8X355 (14)	1	22090.285.355
1.1/8X360 (14.1/4)	1	22090.285.361
1.1/8X365 (14.3/8)	1	22090.285.365
1.1/8X370 (14.1/2)	1	22090.285.368
1.1/8X375 (14.3/4)	1	22090.285.374
1.1/8X380 (15)	1	22090.285.381
1.1/8X385 (15.1/4)	1	22090.285.387
1.1/8X390 (15.3/8)	1	22090.285.390
1.1/8X395 (15.1/2)	1	22090.285.393
1.1/8X400 (15.3/4)	1	22090.285.400
1.1/8X405 (16)	1	22090.285.406
1.1/8X410 (16.1/8)	1	22090.285.410
1.1/8X415 (16.1/4)	1	22090.285.412
1.1/8X420 (16.1/2)	1	22090.285.419
1.1/8X425 (16.3/4)	1	22090.285.425
1.1/8X430 (17)	1	22090.285.431
1.1/8X435 (17.1/8)	1	22090.285.435
1.1/8X440 (17.1/4)	1	22090.285.438
1.1/8X445 (17.1/2)	1	22090.285.444
1.1/8X450 (17.3/4)	1	22090.285.450
1.1/8X455 (18)	1	22090.285.457
1.1/8X460 (18.1/8)	1	22090.285.460
1.1/8X465 (18.1/4)	1	22090.285.463
1.1/8X470 (18.1/2)	1	22090.285.469
1.1/8X475 (18.3/4)	1	22090.285.476
1.1/8X480 (18.7/8)	1	22090.285.480
1.1/8X485 (19)	1	22090.285.482
1.1/8X490 (19.1/4)	1	22090.285.488
1.1/8X495 (19.1/2)	1	22090.285.495
1.1/8X500 (19.3/4)	1	22090.285.501
1.1/8X505 (19.7/8)	1	22090.285.505
1.1/8X510 (20)	1	22090.285.508
1.1/8X515 (20.1/4)	1	22090.285.514
1.1/8X520 (20.1/2)	1	22090.285.520
1.1/8X525 (20.3/4)	1	22090.285.527
1.1/8X530 (20.7/8)	1	22090.285.530
1.1/8X540 (21.1/4)	1	22090.285.539
1.1/8X560 (22)	1	22090.285.558
1.1/8X570 (22.1/2)	1	22090.285.571
1.1/8X585 (23)	1	22090.285.584
1.1/8X590 (23.1/4)	1	22090.285.590
1.1/8X610 (24)	1	22090.285.609
1.1/8X620 (24.1/2)	1	22090.285.622
1.1/8X800 (31.1/2)	1	22090.285.800

d x L mm (L Inch)	✉	Kód výrobku
1.1/4X100 (4)	1	22090.317.101
1.1/4X105 (4.1/8)	1	22090.317.105
1.1/4X110 (4.1/4)	1	22090.317.107
1.1/4X115 (4.1/2)	1	22090.317.114
1.1/4X120 (4.3/4)	1	22090.317.120
1.1/4X125 (5)	1	22090.317.127
1.1/4X130 (5.1/8)	1	22090.317.130
1.1/4X135 (5.1/4)	1	22090.317.133
1.1/4X140 (5.1/2)	1	22090.317.139
1.1/4X145 (5.3/4)	1	22090.317.146
1.1/4X150 (6)	1	22090.317.152
1.1/4X155 (6.1/8)	1	22090.317.155
1.1/4X160 (6.1/4)	1	22090.317.158
1.1/4X165 (6.1/2)	1	22090.317.165
1.1/4X170 (6.3/4)	1	22090.317.171
1.1/4X175 (6.7/8)	1	22090.317.175
1.1/4X180 (7)	1	22090.317.177
1.1/4X185 (7.1/4)	1	22090.317.184
1.1/4X190 (7.1/2)	1	22090.317.190
1.1/4X195 (7.3/4)	1	22090.317.196
1.1/4X200 (8)	1	22090.317.203
1.1/4X205 (8.1/8)	1	22090.317.205
1.1/4X210 (8.1/4)	1	22090.317.209
1.1/4X215 (8.1/2)	1	22090.317.215
1.1/4X220 (8.3/4)	1	22090.317.222
1.1/4X225 (8.7/8)	1	22090.317.225
1.1/4X230 (9)	1	22090.317.228
1.1/4X235 (9.1/4)	1	22090.317.234
1.1/4X240 (9.1/2)	1	22090.317.241
1.1/4X245 (9.5/8)	1	22090.317.245
1.1/4X250 (9.3/4)	1	22090.317.247
1.1/4X255 (10)	1	22090.317.254
1.1/4X260 (10.1/4)	1	22090.317.260
1.1/4X265 (10.1/2)	1	22090.317.266
1.1/4X270 (10.5/8)	1	22090.317.270
1.1/4X275 (10.3/4)	1	22090.317.273
1.1/4X280 (11)	1	22090.317.279
1.1/4X285 (11.1/4)	1	22090.317.285
1.1/4X290 (11.3/8)	1	22090.317.290
1.1/4X295 (11.1/2)	1	22090.317.292
1.1/4X300 (11.3/4)	1	22090.317.298
1.1/4X305 (12)	1	22090.317.304
1.1/4X310 (12.1/4)	1	22090.317.311
1.1/4X315 (12.1/2)	1	22090.317.317
1.1/4X320 (12.5/8)	1	22090.317.320
1.1/4X325 (12.3/4)	1	22090.317.323
1.1/4X330 (13)	1	22090.317.330
1.1/4X335 (13.1/4)	1	22090.317.337
1.1/4X340 (13.3/8)	1	22090.317.340
1.1/4X345 (13.1/2)	1	22090.317.342
1.1/4X350 (13.3/4)	1	22090.317.349
1.1/4X355 (14)	1	22090.317.355
1.1/4X360 (14.1/4)	1	22090.317.361
1.1/4X365 (14.3/8)	1	22090.317.365
1.1/4X370 (14.1/2)	1	22090.317.368
1.1/4X375 (14.3/4)	1	22090.317.374
1.1/4X380 (15)	1	22090.317.381
1.1/4X385 (15.1/4)	1	22090.317.387
1.1/4X390 (15.3/8)	1	22090.317.390
1.1/4X395 (15.1/2)	1	22090.317.393
1.1/4X400 (15.3/4)	1	22090.317.400
1.1/4X405 (16)	1	22090.317.406
1.1/4X410 (16.1/8)	1	22090.317.410
1.1/4X415 (16.1/4)	1	22090.317.412
1.1/4X420 (16.1/2)	1	22090.317.419
1.1/4X425 (16.3/4)	1	22090.317.425
1.1/4X430 (17)	1	22090.317.431
1.1/4X435 (17.1/8)	1	22090.317.435
1.1/4X440 (17.1/4)	1	22090.317.438
1.1/4X445 (17.1/2)	1	22090.317.444
1.1/4X450 (17.3/4)	1	22090.317.450
1.1/4X457 (18)	1	22090.317.457
1.1/4X460 (18.1/8)	1	22090.317.460
1.1/4X470 (18.1/4)	1	22090.317.463
1.1/4X470 (18.1/2)	1	22090.317.469
1.1/4X475 (18.3/4)	1	22090.317.476
1.1/4X480 (18.7/8)	1	22090.317.480
1.1/4X485 (19)	1	22090.317.482
1.1/4X490 (19.1/4)	1	22090.317.488
1.1/4X495 (19.1/2)	1	22090.317.495
1.1/4X500 (19.3/4)	1	22090.317.501
1.1/4X510 (20)	1	22090.317.508

d x L mm (L Inch)	✉	Kód výrobku
1.1/4X520 (20.1/2)	1	22090.317.520
1.1/4X530 (20.7/8)	1	22090.317.530
1.1/4X540 (21.1/4)	1	22090.317.539
1.1/4X550 (21.5/8)	1	22090.317.550
1.1/4X560 (22)	1	22090.317.558
1.1/4X600 (23.5/8)	1	22090.317.600
1.1/4X610 (24)	1	22090.317.609
1.1/4X630 (24.3/4)	1	22090.317.628
1.1/4X650 (25.5/8)	1	22090.317.650
1.1/4X665 (26.1/4)	1	22090.317.666
1.1/4X690 (27.1/8)	1	22090.317.690
1.1/4X700 (27.1/2)	1	22090.317.698
1.3/8X150 (6)	1	22090.349.152
1.3/8X155 (6.1/8)	1	22090.349.155
1.3/8X160 (6.1/4)	1	22090.349.158
1.3/8X165 (6.1/2)	1	22090.349.165
1.3/8X170 (6.3/4)	1	22090.349.171
1.3/8X175 (6.7/8)	1	22090.349.175
1.3/8X180 (7)	1	22090.349.177
1.3/8X185 (7.1/4)	1	22090.349.184
1.3/8X190 (7.1/2)	1	22090.349.190
1.3/8X195 (7.3/4)	1	22090.349.196
1.3/8X200 (8)	1	22090.349.203
1.3/8X205 (8.1/8)	1	22090.349.205
1.3/8X210 (8.1/4)	1	22090.349.209
1.3/8X215 (8.1/2)	1	22090.349.215
1.3/8X220 (8.3/4)	1	22090.349.222
1.3/8X225 (8.7/8)	1	22090.349.225
1.3/8X230 (9)	1	22090.349.228
1.3/8X235 (9.1/4)	1	22090.349.234
1.3/8X240 (9.1/2)	1	22090.349.241
1.3/8X245 (9.5/8)	1	22090.349.245
1.3/8X250 (9.3/4)	1	22090.349.247
1.3/8X255 (10)	1	22090.349.254
1.3/8X260 (10.1/4)	1	22090.349.260
1.3/8X265 (10.1/2)	1	22090.349.266
1.3/8X270 (10.5/8)	1	22090.349.270
1.3/8X275 (10.3/4)	1	22090.349.273
1.3/8X280 (11)	1	22090.349.279
1.3/8X285 (11.1/4)	1	22090.349.285
1.3/8X290 (11.3/8)	1	22090.349.290
1.3/8X295 (11.1/2)	1	22090.349.292
1.3/8X300 (11.3/4)	1	22090.349.298
1.3/8X305 (12)	1	22090.349.304
1.3/8X310 (12.1/4)	1	22090.349.311
1.3/8X315 (12.1/2)	1	22090.349.317
1.3/8X320 (12.5/8)	1	22090.349.320
1.3/8X325 (12.3/4)	1	22090.349.323
1.3/8X330 (13)	1	22090.349.330
1.3/8X335 (13.1/4)	1	22090.349.337
1.3/8X340 (13.3/8)	1	22090.349.340
1.3/8X345 (13.1/2)	1	22090.349.342
1.3/8X350 (13.3/4)	1	22090.349.349
1.3/8X355 (14)	1	22090.349.355
1.3/8X360 (14.1/4)	1	22090.349.361
1.3/8X365 (14.3/8)	1	22090.349.365
1.3/8X370 (14.1/2)	1	22090.349.368
1.3/8X375 (14.3/4)	1	22090.349.374
1.3/8X380 (15)	1	22090.349.381
1.3/8X385 (15.1/4)	1	22090.349.387
1.3/8X390 (15.3/8)	1	22090.349.390
1.3/8X395 (15.1/2)	1	22090.349.393
1.3/8X400 (15.3/4)	1	22090.349.400
1.3/8X405 (16)	1	22090.349.406
1.3/8X410 (16.1/8)	1	22090.349.410
1.3/8X415 (16.1/4)	1	22090.349.412
1.3/8X420 (16.1/2)	1	22090.349.419
1.3/8X425 (16.3/4)	1	22090.349.425
1.3/8X430 (17)	1	22090.349.431
1.3/8X435 (17.1/8)	1	22090.349.435
1.3/8X440 (17.1/4)	1	22090.349.438
1.3/8X445 (17.1/2)	1	22090.349.444
1.3/8X450 (17.3/4)	1	22090.349.450
1.3/8X455 (18)	1	22090.349.457
1.3/8X460 (18.1/8)	1	22090.349.460
1.3/8X465 (18.1/4)	1	22090.349.463
1.3/8X470 (18.1/2)	1	22090.349.469
1.3/8X475 (18.3/4)	1	22090.349.476
1.3/8X480 (18.7/8)	1	22090.349.480
1.3/8X485 (19)	1	22090.349.482
1.3/8X490 (19.1/4)	1	22090.349.488

22090 Svorník se 2 šestihrannými maticemi

d x L mm (L Inch)	✉	Kód výrobku	d x L mm (L Inch)	✉	Kód výrobku	d x L mm (L Inch)	✉	Kód výrobku
1.3/8X495 (19.1/2)	1	22090.349.495	1.1/2X600 (23.5/8)	1	22090.381.600	1.3/4X340 (13.3/8)	1	22090.444.340
1.3/8X500 (19.3/4)	1	22090.349.501	1.1/2X700 (27.1/2)	1	22090.381.698	1.3/4X345 (13.1/2)	1	22090.444.342
1.3/8X520 (20.1/2)	1	22090.349.520	1.1/2X810 (32)	1	22090.381.812	1.3/4X350 (13.3/4)	1	22090.444.349
1.3/8X530 (20.7/8)	1	22090.349.530				1.3/4X355 (14)	1	22090.444.355
1.3/8X535 (21)	1	22090.349.533	1.5/8X180 (7)	1	22090.412.177	1.3/4X360 (14.1/4)	1	22090.444.361
1.3/8X545 (21.1/2)	1	22090.349.546	1.5/8X180 (7.1/2)	1	22090.412.190	1.3/4X365 (14.3/8)	1	22090.444.365
1.3/8X550 (21.3/4)	1	22090.349.552	1.5/8X255 (10)	1	22090.412.254	1.3/4X370 (14.1/2)	1	22090.444.368
1.3/8X555 (21.7/8)	1	22090.349.555	1.5/8X260 (10.1/4)	1	22090.412.260	1.3/4X375 (14.3/4)	1	22090.444.374
1.3/8X575 (22.3/4)	1	22090.349.577	1.5/8X265 (10.1/2)	1	22090.412.266	1.3/4X380 (15)	1	22090.444.381
1.3/8X610 (24)	1	22090.349.609	1.5/8X270 (10.5/8)	1	22090.412.270	1.3/4X385 (15.1/4)	1	22090.444.387
1.3/8X670 (26.3/8)	1	22090.349.670	1.5/8X275 (10.3/4)	1	22090.412.273	1.3/4X390 (15.3/8)	1	22090.444.390
1.3/8X685 (27)	1	22090.349.685	1.5/8X280 (11)	1	22090.412.279	1.3/4X395 (15.1/2)	1	22090.444.393
			1.5/8X285 (11.1/4)	1	22090.412.285	1.3/4X400 (15.3/4)	1	22090.444.400
1.1/2X140 (5.1/2)	1	22090.381.139	1.5/8X290 (11.3/8)	1	22090.412.290	1.3/4X405 (16)	1	22090.444.406
1.1/2X145 (5.3/4)	1	22090.381.146	1.5/8X295 (11.1/2)	1	22090.412.292	1.3/4X410 (16.1/8)	1	22090.444.410
1.1/2X150 (6)	1	22090.381.152	1.5/8X300 (11.3/4)	1	22090.412.298	1.3/4X415 (16.1/4)	1	22090.444.412
1.1/2X165 (6.1/2)	1	22090.381.165	1.5/8X305 (12)	1	22090.412.304	1.3/4X420 (16.1/2)	1	22090.444.419
1.1/2X170 (6.3/4)	1	22090.381.171	1.5/8X310 (12.1/4)	1	22090.412.311	1.3/4X425 (16.3/4)	1	22090.444.425
1.1/2X180 (7)	1	22090.381.177	1.5/8X315 (12.1/2)	1	22090.412.317	1.3/4X430 (17)	1	22090.444.431
1.1/2X185 (7.1/4)	1	22090.381.184	1.5/8X320 (12.5/8)	1	22090.412.320	1.3/4X435 (17.1/8)	1	22090.444.435
1.1/2X190 (7.1/2)	1	22090.381.190	1.5/8X325 (12.3/4)	1	22090.412.323	1.3/4X440 (17.1/4)	1	22090.444.438
1.1/2X195 (7.3/4)	1	22090.381.196	1.5/8X330 (13)	1	22090.412.330	1.3/4X445 (17.1/2)	1	22090.444.444
1.1/2X200 (8)	1	22090.381.203	1.5/8X335 (13.1/4)	1	22090.412.337	1.3/4X450 (17.3/4)	1	22090.444.450
1.1/2X205 (8.1/8)	1	22090.381.205	1.5/8X340 (13.3/8)	1	22090.412.340	1.3/4X455 (18)	1	22090.444.457
1.1/2X210 (8.1/4)	1	22090.381.209	1.5/8X345 (13.1/2)	1	22090.412.342	1.3/4X460 (18.1/8)	1	22090.444.460
1.1/2X215 (8.1/2)	1	22090.381.215	1.5/8X350 (13.3/4)	1	22090.412.349	1.3/4X470 (18.1/2)	1	22090.444.469
1.1/2X220 (8.3/4)	1	22090.381.222	1.5/8X355 (14)	1	22090.412.355	1.3/4X480 (18.7/8)	1	22090.444.480
1.1/2X225 (8.7/8)	1	22090.381.225	1.5/8X360 (14.1/4)	1	22090.412.361	1.3/4X485 (19)	1	22090.444.482
1.1/2X230 (9)	1	22090.381.228	1.5/8X365 (14.3/8)	1	22090.412.365	1.3/4X490 (19.1/4)	1	22090.444.488
1.1/2X235 (9.1/4)	1	22090.381.234	1.5/8X370 (14.1/2)	1	22090.412.368	1.3/4X495 (19.1/2)	1	22090.444.495
1.1/2X240 (9.1/2)	1	22090.381.241	1.5/8X375 (14.3/4)	1	22090.412.374	1.3/4X500 (19.3/4)	1	22090.444.501
1.1/2X245 (9.5/8)	1	22090.381.245	1.5/8X380 (15)	1	22090.412.381	1.3/4X520 (20.1/2)	1	22090.444.520
1.1/2X250 (9.3/4)	1	22090.381.247	1.5/8X385 (15.1/4)	1	22090.412.387	1.3/4X570 (22.1/2)	1	22090.444.571
1.1/2X255 (10)	1	22090.381.254	1.5/8X390 (15.3/8)	1	22090.412.390	1.3/4X580 (22.7/8)	1	22090.444.580
1.1/2X260 (10.1/4)	1	22090.381.260	1.5/8X395 (15.1/2)	1	22090.412.393	1.3/4X595 (23.1/2)	1	22090.444.596
1.1/2X265 (10.1/2)	1	22090.381.266	1.5/8X400 (15.3/4)	1	22090.412.400	1.3/4X600 (23.5/8)	1	22090.444.600
1.1/2X270 (10.5/8)	1	22090.381.270	1.5/8X405 (16)	1	22090.412.406	1.3/4X610 (24)	1	22090.444.609
1.1/2X275 (10.3/4)	1	22090.381.273	1.5/8X410 (16.1/8)	1	22090.412.410	1.3/4X650 (25.5/8)	1	22090.444.650
1.1/2X280 (11)	1	22090.381.279	1.5/8X415 (16.1/4)	1	22090.412.412	1.3/4X685 (27)	1	22090.444.685
1.1/2X285 (11.1/4)	1	22090.381.285	1.5/8X420 (16.1/2)	1	22090.412.419	1.3/4X710 (28)	1	22090.444.711
1.1/2X290 (11.3/8)	1	22090.381.290	1.5/8X425 (16.3/4)	1	22090.412.425			
1.1/2X295 (11.1/2)	1	22090.381.292	1.5/8X430 (17)	1	22090.412.431	1.7/8X255 (10)	1	22090.476.254
1.1/2X300 (11.3/4)	1	22090.381.298	1.5/8X435 (17.1/8)	1	22090.412.435	1.7/8X280 (11)	1	22090.476.279
1.1/2X305 (12)	1	22090.381.304	1.5/8X440 (17.1/4)	1	22090.412.438	1.7/8X305 (12)	1	22090.476.304
1.1/2X310 (12.1/4)	1	22090.381.311	1.5/8X445 (17.1/2)	1	22090.412.444	1.7/8X310 (12.1/4)	1	22090.476.311
1.1/2X315 (12.1/2)	1	22090.381.317	1.5/8X450 (17.3/4)	1	22090.412.450	1.7/8X315 (12.1/2)	1	22090.476.317
1.1/2X320 (12.5/8)	1	22090.381.320	1.5/8X495 (19.1/2)	1	22090.412.495	1.7/8X320 (12.5/8)	1	22090.476.320
1.1/2X325 (12.3/4)	1	22090.381.323	1.5/8X500 (19.3/4)	1	22090.412.501	1.7/8X325 (12.3/4)	1	22090.476.323
1.1/2X330 (13)	1	22090.381.330	1.5/8X530 (20.7/8)	1	22090.412.530	1.7/8X330 (13)	1	22090.476.330
1.1/2X335 (13.1/4)	1	22090.381.337	1.5/8X545 (21.1/2)	1	22090.412.546	1.7/8X335 (13.1/4)	1	22090.476.337
1.1/2X340 (13.3/8)	1	22090.381.340	1.5/8X685 (27)	1	22090.412.685	1.7/8X340 (13.3/8)	1	22090.476.340
1.1/2X345 (13.1/2)	1	22090.381.342				1.7/8X345 (13.1/2)	1	22090.476.342
1.1/2X350 (13.3/4)	1	22090.381.349	1.3/4X155 (6.1/8)	1	22090.444.155	1.7/8X350 (13.3/4)	1	22090.476.349
1.1/2X355 (14)	1	22090.381.355	1.3/4X180 (7)	1	22090.444.177	1.7/8X355 (14)	1	22090.476.355
1.1/2X360 (14.1/4)	1	22090.381.361	1.3/4X200 (8)	1	22090.444.203	1.7/8X360 (14.1/4)	1	22090.476.361
1.1/2X365 (14.3/8)	1	22090.381.365	1.3/4X205 (8.1/8)	1	22090.444.205	1.7/8X365 (14.3/8)	1	22090.476.365
1.1/2X370 (14.1/2)	1	22090.381.368	1.3/4X210 (8.1/4)	1	22090.444.209	1.7/8X370 (14.1/2)	1	22090.476.368
1.1/2X375 (14.3/4)	1	22090.381.374	1.3/4X215 (8.1/2)	1	22090.444.215	1.7/8X375 (14.3/4)	1	22090.476.374
1.1/2X380 (15)	1	22090.381.381	1.3/4X220 (8.3/4)	1	22090.444.222	1.7/8X380 (15)	1	22090.476.381
1.1/2X385 (15.1/4)	1	22090.381.387	1.3/4X225 (8.7/8)	1	22090.444.225	1.7/8X385 (15.1/4)	1	22090.476.387
1.1/2X390 (15.3/8)	1	22090.381.390	1.3/4X230 (9)	1	22090.444.228	1.7/8X390 (15.3/8)	1	22090.476.390
1.1/2X395 (15.1/2)	1	22090.381.393	1.3/4X235 (9.1/4)	1	22090.444.234	1.7/8X395 (15.1/2)	1	22090.476.393
1.1/2X400 (15.3/4)	1	22090.381.400	1.3/4X240 (9.1/2)	1	22090.444.241	1.7/8X400 (15.3/4)	1	22090.476.400
1.1/2X405 (16)	1	22090.381.406	1.3/4X245 (9.5/8)	1	22090.444.245	1.7/8X405 (16)	1	22090.476.406
1.1/2X410 (16.1/8)	1	22090.381.410	1.3/4X250 (9.3/4)	1	22090.444.247	1.7/8X410 (16.1/8)	1	22090.476.410
1.1/2X415 (16.1/4)	1	22090.381.412	1.3/4X255 (10)	1	22090.444.254	1.7/8X415 (16.1/4)	1	22090.476.412
1.1/2X420 (16.1/2)	1	22090.381.419	1.3/4X260 (10.1/4)	1	22090.444.260	1.7/8X420 (16.1/2)	1	22090.476.419
1.1/2X430 (17)	1	22090.381.431	1.3/4X265 (10.1/2)	1	22090.444.266	1.7/8X425 (16.3/4)	1	22090.476.425
1.1/2X440 (17.1/4)	1	22090.381.438	1.3/4X270 (10.5/8)	1	22090.444.270	1.7/8X430 (17)	1	22090.476.431
1.1/2X450 (17.3/4)	1	22090.381.450	1.3/4X275 (10.3/4)	1	22090.444.273	1.7/8X435 (17.1/8)	1	22090.476.435
1.1/2X455 (18)	1	22090.381.457	1.3/4X280 (11)	1	22090.444.279	1.7/8X440 (17.1/4)	1	22090.476.438
1.1/2X460 (18.1/8)	1	22090.381.460	1.3/4X285 (11.1/4)	1	22090.444.285	1.7/8X445 (17.1/2)	1	22090.476.444
1.1/2X480 (18.7/8)	1	22090.381.480	1.3/4X290 (11.3/8)	1	22090.444.290	1.7/8X450 (17.3/4)	1	22090.476.450
1.1/2X490 (19.1/4)	1	22090.381.488	1.3/4X295 (11.1/2)	1	22090.444.292	1.7/8X455 (18)	1	22090.476.457
1.1/2X500 (19.3/4)	1	22090.381.501	1.3/4X300 (11.3/4)	1	22090.444.298	1.7/8X460 (18.1/8)	1	22090.476.460
1.1/2X510 (20)	1	22090.381.508	1.3/4X305 (12)	1	22090.444.304	1.7/8X465 (18.1/4)	1	22090.476.463
1.1/2X525 (20.3/4)	1	22090.381.527	1.3/4X310 (12.1/4)	1	22090.444.311	1.7/8X470 (18.1/2)	1	22090.476.469
1.1/2X530 (20.7/8)	1	22090.381.530	1.3/4X315 (12.1/2)	1	22090.444.317	1.7/8X475 (18.3/4)	1	22090.476.476
1.1/2X545 (21.1/2)	1	22090.381.546	1.3/4X320 (12.5/8)	1	22090.444.320	1.7/8X480 (18.7/8)	1	22090.476.480
1.1/2X550 (21.3/4)	1	22090.381.552	1.3/4X325 (12.3/4)	1	22090.444.323	1.7/8X485 (19)	1	22090.476.482
1.1/2X560 (22)	1	22090.381.558	1.3/4X330 (13)	1	22090.444.330	1.7/8X490 (19.1/4)	1	22090.476.488
1.1/2X565 (22.1/4)	1	22090.381.565	1.3/4X335 (13.1/4)	1	22090.444.337	1.7/8X495 (19.1/2)	1	22090.476.495

22090 Svorník se 2 šestihrannými maticemi

d x L mm (L Inch)	✉	Kód výrobku
1.7/8X500 (19.3/4)	1	22090.476.501
1.7/8X510 (20)	1	22090.476.508
1.7/8X555 (21.7/8)	1	22090.476.555
1.7/8X560 (22)	1	22090.476.558
1.7/8X565 (22.1/4)	1	22090.476.565
1.7/8X600 (23.5/8)	1	22090.476.600
1.7/8X620 (24.1/2)	1	22090.476.622
1.7/8X675 (26.1/2)	1	22090.476.673
1.7/8X685 (27)	1	22090.476.685
2.IN.X205 (8.1/8)	1	22090.508.205
2.IN.X255 (10)	1	22090.508.254
2.IN.X305 (12)	1	22090.508.304
2.IN.X310 (12.1/4)	1	22090.508.311
2.IN.X315 (12.1/2)	1	22090.508.317
2.IN.X320 (12.5/8)	1	22090.508.320
2.IN.X325 (12.3/4)	1	22090.508.323
2.IN.X330 (13)	1	22090.508.330
2.IN.X335 (13.1/4)	1	22090.508.337
2.IN.X340 (13.3/8)	1	22090.508.340
2.IN.X345 (13.1/2)	1	22090.508.342
2.IN.X350 (13.3/4)	1	22090.508.349
2.IN.X355 (14)	1	22090.508.355
2.IN.X360 (14.1/4)	1	22090.508.361
2.IN.X365 (14.3/8)	1	22090.508.365
2.IN.X370 (14.1/2)	1	22090.508.368
2.IN.X375 (14.3/4)	1	22090.508.374
2.IN.X380 (15)	1	22090.508.381
2.IN.X385 (15.1/4)	1	22090.508.387
2.IN.X390 (15.3/8)	1	22090.508.390
2.IN.X395 (15.1/2)	1	22090.508.393
2.IN.X400 (15.3/4)	1	22090.508.400
2.IN.X405 (16)	1	22090.508.406
2.IN.X410 (16.1/8)	1	22090.508.410
2.IN.X415 (16.1/4)	1	22090.508.412
2.IN.X420 (16.1/2)	1	22090.508.419
2.IN.X425 (16.3/4)	1	22090.508.425
2.IN.X430 (17)	1	22090.508.431
2.IN.X435 (17.1/8)	1	22090.508.435
2.IN.X440 (17.1/4)	1	22090.508.438
2.IN.X445 (17.1/2)	1	22090.508.444
2.IN.X450 (17.3/4)	1	22090.508.450
2.IN.X455 (18)	1	22090.508.457
2.IN.X460 (18.1/8)	1	22090.508.460
2.IN.X465 (18.1/4)	1	22090.508.463
2.IN.X470 (18.1/2)	1	22090.508.469

d x L mm (L Inch)	✉	Kód výrobku
2.IN.X475 (18.3/4)	1	22090.508.476
2.IN.X480 (18.7/8)	1	22090.508.480
2.IN.X485 (19)	1	22090.508.482
2.IN.X490 (19.1/4)	1	22090.508.488
2.IN.X495 (19.1/2)	1	22090.508.495
2.IN.X500 (19.3/4)	1	22090.508.501
2.IN.X510 (20)	1	22090.508.508
2.IN.X550 (21.3/4)	1	22090.508.552
2.IN.X565 (22.1/4)	1	22090.508.565
2.IN.X600 (23.5/8)	1	22090.508.600
2.IN.X650 (25.5/8)	1	22090.508.650
2.IN.X655 (25.3/4)	1	22090.508.654
2.IN.X660 (26)	1	22090.508.660
2.IN.X670 (26.3/8)	1	22090.508.670
2.IN.X680 (26.3/4)	1	22090.508.679
2.IN.X690 (27.1/4)	1	22090.508.692
2.IN.X700 (27.1/2)	1	22090.508.698
2.IN.X740 (29.1/4)	1	22090.508.742
2.IN.X750 (29.1/2)	1	22090.508.749
2.IN.X755 (29.3/4)	1	22090.508.755
2.1/4X280 (11)	1	22090.571.279
2.1/4X375 (14.3/4)	1	22090.571.374
2.1/4X390 (15.3/8)	1	22090.571.390
2.1/4X405 (16)	1	22090.571.406
2.1/4X425 (16.3/4)	1	22090.571.425
2.1/4X430 (17)	1	22090.571.431
2.1/4X470 (18.1/2)	1	22090.571.469
2.1/4X485 (19)	1	22090.571.482
2.1/4X510 (20)	1	22090.571.508
2.1/4X520 (20.1/2)	1	22090.571.520
2.1/4X550 (21.3/4)	1	22090.571.552
2.1/4X585 (23)	1	22090.571.584
2.1/4X590 (23.1/4)	1	22090.571.590
2.1/4X600 (23.5/8)	1	22090.571.600
2.1/4X695 (27.3/8)	1	22090.571.695
2.1/4X700 (27.1/2)	1	22090.571.698
2.1/4X870 (34.1/4)	1	22090.571.869
2.1/2X380 (15)	1	22090.635.381
2.1/2X405 (16)	1	22090.635.406
2.1/2X435 (17.1/8)	1	22090.635.435
2.1/2X440 (17.1/4)	1	22090.635.438
2.1/2X445 (17.1/2)	1	22090.635.444
2.1/2X470 (18.1/2)	1	22090.635.469
2.1/2X485 (19)	1	22090.635.482

d x L mm (L Inch)	✉	Kód výrobku
2.1/2X490 (19.1/4)	1	22090.635.488
2.1/2X495 (19.1/2)	1	22090.635.495
2.1/2X510 (20)	1	22090.635.508
2.1/2X520 (20.1/2)	1	22090.635.520
2.1/2X530 (20.7/8)	1	22090.635.530
2.1/2X535 (21)	1	22090.635.533
2.1/2X545 (21.1/2)	1	22090.635.546
2.1/2X560 (22)	1	22090.635.558
2.1/2X570 (22.1/2)	1	22090.635.571
2.1/2X585 (23)	1	22090.635.584
2.1/2X590 (23.1/4)	1	22090.635.590
2.1/2X600 (23.5/8)	1	22090.635.600
2.1/2X630 (24.3/4)	1	22090.635.628
2.1/2X650 (25.5/8)	1	22090.635.650
2.1/2X730 (28.3/4)	1	22090.635.730
2.1/2X780 (30.3/4)	1	22090.635.781
2.1/2X805 (31.3/4)	1	22090.635.806
2.1/2X845 (33.1/4)	1	22090.635.844
2.1/2X890 (35)	1	22090.635.889
2.1/2X950 (37.3/8)	1	22090.635.950
2.3/4X450 (17.3/4)	1	22090.698.450
2.3/4X500 (19.3/4)	1	22090.698.501
2.3/4X520 (20.1/2)	1	22090.698.520
2.3/4X535 (21)	1	22090.698.533
2.3/4X600 (23.5/8)	1	22090.698.600
2.3/4X630 (24.3/4)	1	22090.698.628
2.3/4X660 (26)	1	22090.698.660
2.3/4X690 (27.1/4)	1	22090.698.692
2.3/4X710 (28)	1	22090.698.711
2.3/4X720 (28.3/8)	1	22090.698.720
2.3/4X730 (28.3/4)	1	22090.698.730
3.IN.X355 (14)	1	22090.762.355
3.IN.X475 (18.3/4)	1	22090.762.476
3.IN.X585 (23)	1	22090.762.584
3.IN.X590 (23.1/4)	1	22090.762.590
3.IN.X650 (25.5/8)	1	22090.762.650
3.IN.X660 (26)	1	22090.762.660
3.IN.X700 (27.1/2)	1	22090.762.698
3.IN.X710 (28)	1	22090.762.711
3.IN.X735 (29)	1	22090.762.736
3.IN.X800 (31.1/2)	1	22090.762.800
3.IN.X850 (33.1/2)	1	22090.762.850

22320 Svorník se 2 šestihrannými maticemi G10A

Závit Unified National Coarse
Materiál Ocel ASTM A320 - ASTM A194
Třída Gr.L7 - Gr.4

RoHS

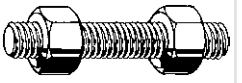

d x L mm (L Inch)	✉	Kód výrobku
3/8X25 (1)	1	22320.096.025
3/8X40 (1.1/2)	1	22320.096.038
3/8X45 (1.3/4)	1	22320.096.044
3/8X60 (2.3/8)	1	22320.096.060
3/8X65 (2.1/2)	1	22320.096.063
3/8X70 (2.3/4)	1	22320.096.069
3/8X80 (3.1/4)	1	22320.096.082
3/8X95 (3.3/4)	1	22320.096.095
3/8X100 (4)	1	22320.096.101
3/8X175 (6.7/8)	1	22320.096.175
3/8X185 (7.1/4)	1	22320.096.184
1/2X40 (1.1/2)	1	22320.127.038
1/2X45 (1.3/4)	1	22320.127.044
1/2X50 (2)	1	22320.127.050
1/2X55 (2.1/4)	1	22320.127.057
1/2X60 (2.3/8)	1	22320.127.060
1/2X65 (2.1/2)	1	22320.127.063
1/2X70 (2.3/4)	1	22320.127.069
1/2X75 (3)	1	22320.127.076
1/2X80 (3.1/4)	1	22320.127.082
1/2X85 (3.3/8)	1	22320.127.085
1/2X90 (3.1/2)	1	22320.127.088
1/2X95 (3.3/4)	1	22320.127.095

d x L mm (L Inch)	✉	Kód výrobku
1/2X100 (4)	1	22320.127.101
1/2X105 (4.1/8)	1	22320.127.105
1/2X110 (4.1/4)	1	22320.127.107
1/2X115 (4.1/2)	1	22320.127.114
1/2X120 (4.3/4)	1	22320.127.120
1/2X130 (5.1/8)	1	22320.127.130
1/2X135 (5.1/4)	1	22320.127.133
1/2X140 (5.1/2)	1	22320.127.139
1/2X150 (6)	1	22320.127.152
1/2X155 (6.1/8)	1	22320.127.155
1/2X165 (6.1/2)	1	22320.127.165
1/2X170 (6.3/4)	1	22320.127.171
1/2X175 (6.7/8)	1	22320.127.175
1/2X180 (7)	1	22320.127.177
1/2X190 (7.1/2)	1	22320.127.190
1/2X195 (7.3/4)	1	22320.127.196
1/2X200 (8)	1	22320.127.203
1/2X205 (8.1/8)	1	22320.127.205
1/2X210 (8.1/4)	1	22320.127.209
1/2X220 (8.3/4)	1	22320.127.222
1/2X225 (8.7/8)	1	22320.127.225
1/2X250 (9.3/4)	1	22320.127.247
1/2X280 (11)	1	22320.127.279
1/2X300 (11.3/4)	1	22320.127.298

d x L mm (L Inch)	✉	Kód výrobku
5/8X40 (1.1/2)	1	22320.158.038
5/8X45 (1.3/4)	1	22320.158.044
5/8X50 (2)	1	22320.158.050
5/8X55 (2.1/4)	1	22320.158.057
5/8X60 (2.3/8)	1	22320.158.060
5/8X65 (2.1/2)	1	22320.158.063
5/8X70 (2.3/4)	1	22320.158.069
5/8X75 (3)	1	22320.158.076
5/8X80 (3.1/4)	1	22320.158.082
5/8X85 (3.3/8)	1	22320.158.085
5/8X90 (3.1/2)	1	22320.158.088
5/8X95 (3.3/4)	1	22320.158.095
5/8X100 (4)	1	22320.158.101
5/8X105 (4.1/8)	1	22320.158.105
5/8X110 (4.1/4)	1	22320.158.107
5/8X115 (4.1/2)	1	22320.158.114
5/8X120 (4.3/4)	1	22320.158.120
5/8X125 (5)	1	22320.158.127
5/8X130 (5.1/8)	1	22320.158.130
5/8X135 (5.1/4)	1	22320.158.133
5/8X140 (5.1/2)	1	22320.158.139
5/8X145 (5.3/4)	1	22320.158.146
5/8X150 (6)	1	22320.158.152

22320 Svorník se 2 šestihrannými maticemi

d x L mm (L Inch)	✉	Kód výrobku
5/8X155 (6.1/8)	1	22320.158.155
5/8X160 (6.1/4)	1	22320.158.158
5/8X165 (6.1/2)	1	22320.158.165
5/8X170 (6.3/4)	1	22320.158.171
5/8X175 (6.7/8)	1	22320.158.175
5/8X180 (7)	1	22320.158.177
5/8X185 (7.1/4)	1	22320.158.184
5/8X190 (7.1/2)	1	22320.158.190
5/8X195 (7.3/4)	1	22320.158.196
5/8X200 (8)	1	22320.158.203
5/8X205 (8.1/8)	1	22320.158.205
5/8X210 (8.1/4)	1	22320.158.209
5/8X215 (8.1/2)	1	22320.158.215
5/8X220 (8.3/4)	1	22320.158.222
5/8X225 (8.7/8)	1	22320.158.225
5/8X230 (9)	1	22320.158.228
5/8X240 (9.1/2)	1	22320.158.241
5/8X245 (9.5/8)	1	22320.158.245
5/8X250 (9.3/4)	1	22320.158.247
5/8X255 (10)	1	22320.158.254
5/8X260 (10.1/4)	1	22320.158.260
5/8X265 (10.1/2)	1	22320.158.266
5/8X270 (10.5/8)	1	22320.158.270
5/8X275 (10.3/4)	1	22320.158.273
5/8X280 (11)	1	22320.158.279
5/8X285 (11.1/4)	1	22320.158.285
5/8X290 (11.3/8)	1	22320.158.290
5/8X295 (11.1/2)	1	22320.158.292
5/8X300 (11.3/4)	1	22320.158.298
5/8X305 (12)	1	22320.158.304
5/8X310 (12.1/4)	1	22320.158.311
5/8X315 (12.1/2)	1	22320.158.317
5/8X320 (12.5/8)	1	22320.158.320
5/8X325 (12.3/4)	1	22320.158.323
5/8X330 (13)	1	22320.158.330
5/8X335 (13.1/4)	1	22320.158.336
5/8X340 (13.3/8)	1	22320.158.340
5/8X345 (13.1/2)	1	22320.158.342
5/8X370 (14.1/2)	1	22320.158.368
5/8X375 (14.3/4)	1	22320.158.374
5/8X385 (15.1/4)	1	22320.158.387
5/8X420 (16.1/2)	1	22320.158.419
3/4X50 (2)	1	22320.191.050
3/4X55 (2.1/4)	1	22320.191.057
3/4X60 (2.3/8)	1	22320.191.060
3/4X65 (2.1/2)	1	22320.191.063
3/4X70 (2.3/4)	1	22320.191.069
3/4X75 (3)	1	22320.191.076
3/4X80 (3.1/4)	1	22320.191.082
3/4X85 (3.3/8)	1	22320.191.085
3/4X90 (3.1/2)	1	22320.191.088
3/4X95 (3.3/4)	1	22320.191.095
3/4X100 (4)	1	22320.191.101
3/4X105 (4.1/8)	1	22320.191.105
3/4X110 (4.1/4)	1	22320.191.107
3/4X115 (4.1/2)	1	22320.191.114
3/4X120 (4.3/4)	1	22320.191.120
3/4X125 (5)	1	22320.191.127
3/4X130 (5.1/8)	1	22320.191.130
3/4X135 (5.1/4)	1	22320.191.133
3/4X140 (5.1/2)	1	22320.191.139
3/4X145 (5.3/4)	1	22320.191.146
3/4X150 (6)	1	22320.191.152
3/4X155 (6.1/8)	1	22320.191.155
3/4X160 (6.1/4)	1	22320.191.158
3/4X165 (6.1/2)	1	22320.191.165
3/4X170 (6.3/4)	1	22320.191.171
3/4X175 (6.7/8)	1	22320.191.175
3/4X180 (7)	1	22320.191.177
3/4X185 (7.1/4)	1	22320.191.184
3/4X190 (7.1/2)	1	22320.191.190
3/4X195 (7.3/4)	1	22320.191.196
3/4X200 (8)	1	22320.191.203
3/4X205 (8.1/8)	1	22320.191.205
3/4X210 (8.1/4)	1	22320.191.209
3/4X215 (8.1/2)	1	22320.191.215
3/4X220 (8.3/4)	1	22320.191.222
3/4X225 (8.7/8)	1	22320.191.225
3/4X230 (9)	1	22320.191.228
3/4X235 (9.1/4)	1	22320.191.234
3/4X240 (9.1/2)	1	22320.191.241

d x L mm (L Inch)	✉	Kód výrobku
3/4X245 (9.5/8)	1	22320.191.245
3/4X250 (9.3/4)	1	22320.191.247
3/4X255 (10)	1	22320.191.254
3/4X260 (10.1/4)	1	22320.191.260
3/4X265 (10.1/2)	1	22320.191.266
3/4X270 (10.5/8)	1	22320.191.270
3/4X275 (10.3/4)	1	22320.191.273
3/4X280 (11)	1	22320.191.279
3/4X285 (11.1/4)	1	22320.191.285
3/4X290 (11.3/8)	1	22320.191.290
3/4X295 (11.1/2)	1	22320.191.292
3/4X300 (11.3/4)	1	22320.191.298
3/4X305 (12)	1	22320.191.304
3/4X310 (12.1/4)	1	22320.191.311
3/4X315 (12.1/2)	1	22320.191.317
3/4X320 (12.3/8)	1	22320.191.320
3/4X325 (12.3/4)	1	22320.191.323
3/4X330 (13)	1	22320.191.330
3/4X335 (13.1/4)	1	22320.191.336
3/4X340 (13.3/8)	1	22320.191.340
3/4X345 (13.1/2)	1	22320.191.342
3/4X350 (13.3/4)	1	22320.191.349
3/4X355 (14)	1	22320.191.355
3/4X360 (14.1/4)	1	22320.191.361
3/4X365 (14.3/8)	1	22320.191.365
3/4X370 (14.1/2)	1	22320.191.368
3/4X375 (14.3/4)	1	22320.191.374
3/4X380 (15)	1	22320.191.381
3/4X385 (15.1/4)	1	22320.191.387
3/4X390 (15.3/8)	1	22320.191.390
3/4X395 (15.1/2)	1	22320.191.393
3/4X400 (15.3/4)	1	22320.191.400
3/4X405 (16)	1	22320.191.406
3/4X410 (16.1/8)	1	22320.191.410
3/4X415 (16.1/4)	1	22320.191.412
3/4X420 (16.1/2)	1	22320.191.419
3/4X430 (17)	1	22320.191.431
3/4X440 (17.1/4)	1	22320.191.438
3/4X450 (17.3/4)	1	22320.191.450
3/4X455 (18)	1	22320.191.457
3/4X470 (18.1/2)	1	22320.191.469
3/4X480 (18.7/8)	1	22320.191.480
3/4X485 (19)	1	22320.191.482
3/4X580 (22.7/8)	1	22320.191.580
3/4X625 (24.5/8)	1	22320.191.625
7/8X70 (2.3/4)	1	22320.222.069
7/8X75 (3)	1	22320.222.076
7/8X80 (3.1/4)	1	22320.222.082
7/8X90 (3.1/2)	1	22320.222.088
7/8X100 (4)	1	22320.222.101
7/8X105 (4.1/8)	1	22320.222.105
7/8X105 (4.1/4)	1	22320.222.107
7/8X115 (4.1/2)	1	22320.222.114
7/8X120 (4.3/4)	1	22320.222.120
7/8X125 (5)	1	22320.222.127
7/8X130 (5.1/8)	1	22320.222.130
7/8X135 (5.1/4)	1	22320.222.133
7/8X140 (5.1/2)	1	22320.222.139
7/8X145 (5.3/4)	1	22320.222.146
7/8X150 (6)	1	22320.222.152
7/8X155 (6.1/8)	1	22320.222.155
7/8X160 (6.1/4)	1	22320.222.158
7/8X165 (6.1/2)	1	22320.222.165
7/8X170 (6.3/4)	1	22320.222.171
7/8X175 (6.7/8)	1	22320.222.175
7/8X180 (7)	1	22320.222.177
7/8X185 (7.1/4)	1	22320.222.184
7/8X190 (7.1/2)	1	22320.222.190
7/8X195 (7.3/4)	1	22320.222.196
7/8X200 (8)	1	22320.222.203
7/8X205 (8.1/8)	1	22320.222.205
7/8X210 (8.1/4)	1	22320.222.209
7/8X215 (8.1/2)	1	22320.222.215
7/8X220 (8.3/4)	1	22320.222.222
7/8X225 (8.7/8)	1	22320.222.225
7/8X230 (9)	1	22320.222.228
7/8X235 (9.1/4)	1	22320.222.234
7/8X240 (9.1/2)	1	22320.222.241
7/8X245 (9.5/8)	1	22320.222.245
7/8X250 (9.3/4)	1	22320.222.247
7/8X255 (10)	1	22320.222.254

d x L mm (L Inch)	✉	Kód výrobku
7/8X260 (10.1/4)	1	22320.222.260
7/8X265 (10.1/2)	1	22320.222.266
7/8X270 (10.5/8)	1	22320.222.270
7/8X275 (10.3/4)	1	22320.222.273
7/8X280 (11)	1	22320.222.279
7/8X285 (11.1/4)	1	22320.222.285
7/8X290 (11.3/8)	1	22320.222.290
7/8X295 (11.1/2)	1	22320.222.292
7/8X300 (11.3/4)	1	22320.222.298
7/8X305 (12)	1	22320.222.304
7/8X310 (12.1/4)	1	22320.222.311
7/8X315 (12.1/2)	1	22320.222.317
7/8X320 (12.5/8)	1	22320.222.320
7/8X325 (12.3/4)	1	22320.222.323
7/8X330 (13)	1	22320.222.330
7/8X335 (13.1/4)	1	22320.222.336
7/8X340 (13.3/8)	1	22320.222.340
7/8X345 (13.1/2)	1	22320.222.342
7/8X350 (13.3/4)	1	22320.222.349
7/8X355 (14)	1	22320.222.355
7/8X360 (14.1/4)	1	22320.222.361
7/8X365 (14.3/8)	1	22320.222.365
7/8X370 (14.1/2)	1	22320.222.368
7/8X375 (14.3/4)	1	22320.222.375
7/8X380 (15)	1	22320.222.381
7/8X385 (15.1/4)	1	22320.222.382
7/8X390 (15.3/8)	1	22320.222.390
7/8X395 (15.1/2)	1	22320.222.393
7/8X400 (15.3/4)	1	22320.222.400
7/8X405 (16)	1	22320.222.406
7/8X410 (16.1/8)	1	22320.222.410
7/8X415 (16.1/4)	1	22320.222.412
7/8X420 (16.1/2)	1	22320.222.419
7/8X425 (16.3/4)	1	22320.222.425
7/8X430 (17)	1	22320.222.431
7/8X440 (17.1/4)	1	22320.222.438
7/8X450 (17.3/4)	1	22320.222.450
7/8X455 (18)	1	22320.222.457
7/8X470 (18.1/2)	1	22320.222.469
7/8X485 (19)	1	22320.222.482
7/8X495 (19.1/2)	1	22320.222.495
7/8X510 (20)	1	22320.222.508
7/8X515 (20.1/4)	1	22320.222.514
7/8X525 (20.3/4)	1	22320.222.527
1.IN.X85 (3.3/8)	1	22320.254.085
1.IN.X100 (4)	1	22320.254.101
1.IN.X105 (4.1/8)	1	22320.254.105
1.IN.X110 (4.1/4)	1	22320.254.107
1.IN.X115 (4.1/2)	1	22320.254.114
1.IN.X120 (4.3/4)	1	22320.254.120
1.IN.X125 (5)	1	22320.254.127
1.IN.X130 (5.1/8)	1	22320.254.130
1.IN.X135 (5.1/4)	1	22320.254.133
1.IN.X140 (5.1/2)	1	22320.254.139
1.IN.X145 (5.3/4)	1	22320.254.146
1.IN.X150 (6)	1	22320.254.152
1.IN.X155 (6.1/8)	1	22320.254.155
1.IN.X160 (6.1/4)	1	22320.254.158
1.IN.X165 (6.1/2)	1	22320.254.165
1.IN.X170 (6.3/4)	1	22320.254.171
1.IN.X175 (6.7/8)	1	22320.254.175
1.IN.X180 (7)	1	22320.254.177
1.IN.X185 (7.1/4)	1	22320.254.184
1.IN.X190 (7)	1	22320.254.190
1.IN.X195 (7.3/4)	1	22320.254.196
1.IN.X200 (8)	1	22320.254.203
1.IN.X205 (8.1/8)	1	22320.254.205
1.IN.X210 (8.1/4)	1	22320.254.209
1.IN.X215 (8.1/2)	1	22320.254.215
1.IN.X220 (8.3/4)	1	22320.254.222
1.IN.X225 (8.7/8)	1	22320.254.225
1.IN.X230 (9)	1	22320.254.228
1.IN.X235 (9.1/4)	1	22320.254.234
1.IN.X240 (9.1/2)	1	22320.254.241
1.IN.X245 (9.5/8)	1	22320.254.245
1.IN.X250 (9.3/4)	1	22320.254.247
1.IN.X255 (10)	1	22320.254.254
1.IN.X260 (10.1/4)	1	22320.254.260
1.IN.X265 (10.1/2)	1	22320.254.266
1.IN.X270 (10.5/8)	1	22320.254.270
1.IN.X275 (10.3/4)	1	22320.254.273

22320 Svorník se 2 šestihrannými maticemi

d x L mm (L Inch)	✉	Kód výrobku	d x L mm (L Inch)	✉	Kód výrobku	d x L mm (L Inch)	✉	Kód výrobku
1.IN.X280 (11)	1	22320.254.279	1.IN.X355 (14)	1	22320.254.355	1.IN.X430 (17)	1	22320.254.431
1.IN.X285 (11.1/4)	1	22320.254.285	1.IN.X360 (14.1/4)	1	22320.254.361	1.IN.X435 (17.1/8)	1	22320.254.435
1.IN.X290 (11.3/8)	1	22320.254.290	1.IN.X365 (14.3/8)	1	22320.254.365	1.IN.X440 (17.1/4)	1	22320.254.438
1.IN.X295 (11.1/2)	1	22320.254.292	1.IN.X370 (14.1/2)	1	22320.254.368	1.IN.X445 (17.1/2)	1	22320.254.444
1.IN.X300 (11.3/4)	1	22320.254.298	1.IN.X375 (14.3/4)	1	22320.254.374	1.IN.X450 (17.3/4)	1	22320.254.450
1.IN.X305 (12)	1	22320.254.304	1.IN.X380 (15)	1	22320.254.381	1.IN.X455 (18)	1	22320.254.457
1.IN.X310 (12.1/4)	1	22320.254.311	1.IN.X385 (15.1/4)	1	22320.254.387	1.IN.X460 (18.1/8)	1	22320.254.460
1.IN.X315 (12.1/2)	1	22320.254.317	1.IN.X390 (15.3/8)	1	22320.254.390	1.IN.X470 (18.1/2)	1	22320.254.469
1.IN.X320 (12.5/8)	1	22320.254.320	1.IN.X395 (15.1/2)	1	22320.254.393	1.IN.X485 (19)	1	22320.254.482
1.IN.X325 (12.3/4)	1	22320.254.323	1.IN.X405 (16)	1	22320.254.406	1.IN.X505 (19.7/8)	1	22320.254.505
1.IN.X330 (13)	1	22320.254.330	1.IN.X410 (16.1/8)	1	22320.254.410	1.IN.X515 (20.1/4)	1	22320.254.514
1.IN.X335 (13.1/4)	1	22320.254.336	1.IN.X415 (16.1/4)	1	22320.254.412	1.IN.X520 (20.1/2)	1	22320.254.520
1.IN.X340 (13.3/8)	1	22320.254.340	1.IN.X420 (16.1/2)	1	22320.254.419	1.IN.X595 (23.1/2)	1	22320.254.596
1.IN.X345 (13.1/2)	1	22320.254.342	1.IN.X425 (16.3/4)	1	22320.254.425			

22330 Svorník se 2 šestihrannými maticemi G10A

4

Závit 8 Unified National
Materiál Ocel ASTM A320 - ASTM A194
Třída Gr.L7 - Gr.4

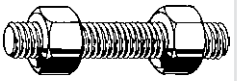

d x L mm (L Inch)	✉	Kód výrobku	d x L mm (L Inch)	✉	Kód výrobku	d x L mm (L Inch)	✉	Kód výrobku
1.1/8X100 (4)	1	22330.285.101	1.1/8X435 (17.1/8)	1	22330.285.435	1.1/4X250 (9.3/4)	1	22330.317.247
1.1/8X105 (4.1/8)	1	22330.285.105	1.1/8X440 (17.1/4)	1	22330.285.438	1.1/4X255 (10)	1	22330.317.254
1.1/8X110 (4.1/4)	1	22330.285.107	1.1/8X445 (17.1/2)	1	22330.285.444	1.1/4X260 (10.1/4)	1	22330.317.260
1.1/8X115 (4.1/2)	1	22330.285.114	1.1/8X450 (17.3/4)	1	22330.285.450	1.1/4X270 (10.5/8)	1	22330.317.270
1.1/8X120 (4.3/4)	1	22330.285.120	1.1/8X455 (18)	1	22330.285.457	1.1/4X280 (11)	1	22330.317.279
1.1/8X125 (5)	1	22330.285.127	1.1/8X460 (18.1/8)	1	22330.285.460	1.1/4X285 (11.1/4)	1	22330.317.285
1.1/8X130 (5.1/8)	1	22330.285.130	1.1/8X465 (18.1/4)	1	22330.285.463	1.1/4X290 (11.3/8)	1	22330.317.290
1.1/8X135 (5.1/4)	1	22330.285.133	1.1/8X470 (18.1/2)	1	22330.285.469	1.1/4X295 (11.1/2)	1	22330.317.292
1.1/8X140 (5.1/2)	1	22330.285.139	1.1/8X475 (18.3/4)	1	22330.285.476	1.1/4X300 (11.3/4)	1	22330.317.298
1.1/8X145 (5.3/4)	1	22330.285.146	1.1/8X480 (18.7/8)	1	22330.285.480	1.1/4X310 (12.1/4)	1	22330.317.311
1.1/8X150 (6)	1	22330.285.152	1.1/8X485 (19)	1	22330.285.482	1.1/4X315 (12.1/2)	1	22330.317.317
1.1/8X155 (6.1/8)	1	22330.285.155	1.1/8X490 (19.1/4)	1	22330.285.488	1.1/4X325 (12.3/4)	1	22330.317.323
1.1/8X160 (6.1/4)	1	22330.285.158	1.1/8X495 (19.1/2)	1	22330.285.495	1.1/4X335 (13.1/4)	1	22330.317.336
1.1/8X165 (6.1/2)	1	22330.285.165	1.1/8X500 (19.3/4)	1	22330.285.501	1.1/4X335 (13.1/4)	1	22330.317.337
1.1/8X170 (6.3/4)	1	22330.285.171	1.1/8X505 (19.7/8)	1	22330.285.505	1.1/4X340 (13.3/8)	1	22330.317.340
1.1/8X175 (6.7/8)	1	22330.285.175	1.1/8X510 (20)	1	22330.285.508	1.1/4X345 (13.1/2)	1	22330.317.342
1.1/8X180 (7)	1	22330.285.177	1.1/8X515 (20.1/4)	1	22330.285.514	1.1/4X350 (13.3/4)	1	22330.317.349
1.1/8X185 (7.1/4)	1	22330.285.184	1.1/8X520 (20.1/2)	1	22330.285.520	1.1/4X355 (14)	1	22330.317.355
1.1/8X190 (7.1/2)	1	22330.285.190	1.1/8X525 (20.3/4)	1	22330.285.527	1.1/4X360 (14.1/4)	1	22330.317.361
1.1/8X195 (7.3/4)	1	22330.285.196	1.1/8X530 (20.7/8)	1	22330.285.530	1.1/4X365 (14.3/8)	1	22330.317.365
1.1/8X200 (8)	1	22330.285.203	1.1/8X540 (21.1/4)	1	22330.285.539	1.1/4X370 (14.1/2)	1	22330.317.368
1.1/8X205 (8.1/8)	1	22330.285.205	1.1/8X550 (21.3/4)	1	22330.285.550	1.1/4X375 (14.3/4)	1	22330.317.374
1.1/8X210 (8.1/4)	1	22330.285.209	1.1/8X560 (22)	1	22330.285.558	1.1/4X380 (15)	1	22330.317.381
1.1/8X215 (8.1/2)	1	22330.285.215	1.1/8X570 (22.1/2)	1	22330.285.571	1.1/4X385 (15.1/4)	1	22330.317.387
1.1/8X220 (8.3/4)	1	22330.285.222	1.1/8X585 (23)	1	22330.285.584	1.1/4X390 (15.3/8)	1	22330.317.390
1.1/8X230 (9)	1	22330.285.228	1.1/8X590 (23.1/4)	1	22330.285.590	1.1/4X395 (15.1/2)	1	22330.317.393
1.1/8X235 (9.1/4)	1	22330.285.234	1.1/8X610 (24)	1	22330.285.609	1.1/4X400 (15.3/4)	1	22330.317.400
1.1/8X240 (9.1/2)	1	22330.285.241	1.1/8X620 (24.1/2)	1	22330.285.622	1.1/4X405 (16)	1	22330.317.406
1.1/8X245 (9.5/8)	1	22330.285.245	1.1/8X800 (31.1/2)	1	22330.285.800	1.1/4X410 (16.1/8)	1	22330.317.410
1.1/8X250 (9.3/4)	1	22330.285.247				1.1/4X415 (16.1/4)	1	22330.317.412
1.1/8X285 (11.1/4)	1	22330.285.285	1.1/4X105 (4.1/8)	1	22330.317.105	1.1/4X420 (16.1/2)	1	22330.317.419
1.1/8X300 (11.3/4)	1	22330.285.298	1.1/4X125 (5)	1	22330.317.127	1.1/4X425 (16.3/4)	1	22330.317.425
1.1/8X305 (12)	1	22330.285.304	1.1/4X130 (5.1/8)	1	22330.317.130	1.1/4X430 (17)	1	22330.317.431
1.1/8X310 (12.1/4)	1	22330.285.311	1.1/4X135 (5.1/4)	1	22330.317.133	1.1/4X435 (17.1/8)	1	22330.317.435
1.1/8X320 (12.5/8)	1	22330.285.320	1.1/4X140 (5.1/2)	1	22330.317.139	1.1/4X440 (17.1/4)	1	22330.317.438
1.1/8X325 (12.3/4)	1	22330.285.323	1.1/4X145 (5.3/4)	1	22330.317.146	1.1/4X445 (17.1/2)	1	22330.317.444
1.1/8X330 (13)	1	22330.285.330	1.1/4X150 (6)	1	22330.317.152	1.1/4X450 (17.3/4)	1	22330.317.450
1.1/8X335 (13.1/4)	1	22330.285.336	1.1/4X155 (6.1/8)	1	22330.317.155	1.1/4X450 (18)	1	22330.317.457
1.1/8X340 (13.3/8)	1	22330.285.340	1.1/4X160 (6.1/4)	1	22330.317.158	1.1/4X460 (18.1/4)	1	22330.317.460
1.1/8X350 (13.3/4)	1	22330.285.349	1.1/4X165 (6.1/2)	1	22330.317.165	1.1/4X470 (18.1/4)	1	22330.317.463
1.1/8X355 (14)	1	22330.285.355	1.1/4X170 (6.3/4)	1	22330.317.171	1.1/4X470 (18.1/2)	1	22330.317.469
1.1/8X360 (14.1/4)	1	22330.285.361	1.1/4X175 (6.7/8)	1	22330.317.175	1.1/4X475 (18.3/4)	1	22330.317.476
1.1/8X365 (14.3/8)	1	22330.285.365	1.1/4X180 (7)	1	22330.317.177	1.1/4X480 (18.7/8)	1	22330.317.480
1.1/8X370 (14.1/2)	1	22330.285.368	1.1/4X185 (7.1/4)	1	22330.317.184	1.1/4X485 (19)	1	22330.317.482
1.1/8X375 (14.3/4)	1	22330.285.374	1.1/4X190 (7.1/2)	1	22330.317.190	1.1/4X490 (19.1/4)	1	22330.317.488
1.1/8X380 (15)	1	22330.285.381	1.1/4X195 (7.3/4)	1	22330.317.196	1.1/4X495 (19.1/2)	1	22330.317.495
1.1/8X385 (15.1/4)	1	22330.285.387	1.1/4X200 (8)	1	22330.317.203	1.1/4X500 (19.3/4)	1	22330.317.501
1.1/8X390 (15.3/8)	1	22330.285.390	1.1/4X205 (8.1/8)	1	22330.317.205	1.1/4X510 (20)	1	22330.317.508
1.1/8X395 (15.1/2)	1	22330.285.393	1.1/4X210 (8.1/4)	1	22330.317.209	1.1/4X520 (20.1/2)	1	22330.317.520
1.1/8X400 (15.3/4)	1	22330.285.400	1.1/4X215 (8.1/2)	1	22330.317.215	1.1/4X530 (20.7/8)	1	22330.317.530
1.1/8X405 (16)	1	22330.285.406	1.1/4X220 (8.3/4)	1	22330.317.222	1.1/4X540 (21.1/4)	1	22330.317.539
1.1/8X410 (16.1/8)	1	22330.285.410	1.1/4X225 (8.7/8)	1	22330.317.225	1.1/4X550 (21.3/4)	1	22330.317.550
1.1/8X415 (16.1/4)	1	22330.285.412	1.1/4X230 (9)	1	22330.317.228	1.1/4X560 (22)	1	22330.317.558
1.1/8X420 (16.1/2)	1	22330.285.419	1.1/4X235 (9.1/4)	1	22330.317.234	1.1/4X600 (23.5/8)	1	22330.317.600
1.1/8X425 (16.3/4)	1	22330.285.425	1.1/4X240 (9.1/2)	1	22330.317.241	1.1/4X610 (24)	1	22330.317.609
1.1/8X430 (17)	1	22330.285.431	1.1/4X245 (9.5/8)	1	22330.317.245	1.1/4X630 (24.3/4)	1	22330.317.628

22330 Svorník se 2 šestihrannými maticemi

d x L mm (L Inch)	✉	Kód výrobku
1.1/4X650 (25.5/8)	1	22330.317.650
1.1/4X665 (26.1/4)	1	22330.317.666
1.1/4X690 (27.1/8)	1	22330.317.690
1.1/4X700 (27.1/2)	1	22330.317.698
1.3/8X150 (6)	1	22330.349.152
1.3/8X155 (6.1/8)	1	22330.349.155
1.3/8X160 (6.1/4)	1	22330.349.158
1.3/8X165 (6.1/2)	1	22330.349.165
1.3/8X170 (6.3/4)	1	22330.349.171
1.3/8X175 (6.7/8)	1	22330.349.175
1.3/8X180 (7)	1	22330.349.177
1.3/8X185 (7.1/4)	1	22330.349.184
1.3/8X195 (7.3/4)	1	22330.349.196
1.3/8X200 (8)	1	22330.349.203
1.3/8X205 (8.1/8)	1	22330.349.205
1.3/8X210 (8.1/4)	1	22330.349.209
1.3/8X215 (8.1/2)	1	22330.349.215
1.3/8X220 (8.3/4)	1	22330.349.222
1.3/8X225 (8.7/8)	1	22330.349.225
1.3/8X230 (9)	1	22330.349.228
1.3/8X235 (9.1/4)	1	22330.349.234
1.3/8X240 (9.1/2)	1	22330.349.241
1.3/8X245 (9.5/8)	1	22330.349.245
1.3/8X250 (9.3/4)	1	22330.349.247
1.3/8X255 (10)	1	22330.349.254
1.3/8X260 (10.1/4)	1	22330.349.260
1.3/8X265 (10.1/2)	1	22330.349.266
1.3/8X270 (10.5/8)	1	22330.349.270
1.3/8X275 (10.3/4)	1	22330.349.273
1.3/8X280 (11)	1	22330.349.279
1.3/8X285 (11.1/4)	1	22330.349.285
1.3/8X290 (11.3/8)	1	22330.349.290
1.3/8X295 (11.1/2)	1	22330.349.292
1.3/8X300 (11.3/4)	1	22330.349.298
1.3/8X305 (12)	1	22330.349.304
1.3/8X310 (12.1/4)	1	22330.349.311
1.3/8X315 (12.1/2)	1	22330.349.317
1.3/8X320 (12.5/8)	1	22330.349.320
1.3/8X325 (12.3/4)	1	22330.349.323
1.3/8X330 (13)	1	22330.349.330
1.3/8X335 (13.1/4)	1	22330.349.336
1.3/8X340 (13.3/8)	1	22330.349.340
1.3/8X345 (13.1/2)	1	22330.349.342
1.3/8X350 (13.3/4)	1	22330.349.349
1.3/8X355 (14)	1	22330.349.355
1.3/8X360 (14.1/4)	1	22330.349.361
1.3/8X365 (14.3/8)	1	22330.349.365
1.3/8X370 (14.1/2)	1	22330.349.368
1.3/8X375 (14.3/4)	1	22330.349.374
1.3/8X380 (15)	1	22330.349.381
1.3/8X385 (15.1/4)	1	22330.349.387
1.3/8X390 (15.3/8)	1	22330.349.390
1.3/8X395 (15.1/2)	1	22330.349.393
1.3/8X400 (15.3/4)	1	22330.349.400
1.3/8X405 (16)	1	22330.349.406
1.3/8X410 (16.1/8)	1	22330.349.410
1.3/8X415 (16.1/4)	1	22330.349.412
1.3/8X420 (16.1/2)	1	22330.349.419
1.3/8X425 (16.3/4)	1	22330.349.425
1.3/8X430 (17)	1	22330.349.431
1.3/8X435 (17.1/8)	1	22330.349.435
1.3/8X440 (17.1/4)	1	22330.349.438
1.3/8X445 (17.1/2)	1	22330.349.444
1.3/8X450 (17.3/4)	1	22330.349.450
1.3/8X455 (18)	1	22330.349.457
1.3/8X460 (18.1/8)	1	22330.349.460
1.3/8X465 (18.1/4)	1	22330.349.463
1.3/8X470 (18.1/2)	1	22330.349.469
1.3/8X475 (18.3/4)	1	22330.349.476
1.3/8X480 (18.7/8)	1	22330.349.480
1.3/8X485 (19)	1	22330.349.482
1.3/8X490 (19.1/4)	1	22330.349.488
1.3/8X495 (19.1/2)	1	22330.349.495
1.3/8X500 (19.3/4)	1	22330.349.501
1.3/8X520 (20.1/2)	1	22330.349.520
1.3/8X530 (20.7/8)	1	22330.349.530
1.3/8X535 (21)	1	22330.349.533
1.3/8X545 (21.1/2)	1	22330.349.546
1.3/8X550 (21.3/4)	1	22330.349.552
1.3/8X555 (21.7/8)	1	22330.349.555
1.3/8X575 (22.3/4)	1	22330.349.577

d x L mm (L Inch)	✉	Kód výrobku
1.3/8X610 (24)	1	22330.349.609
1.3/8X670 (26.3/8)	1	22330.349.670
1.3/8X685 (27)	1	22330.349.685
1.1/2X140 (5.1/2)	1	22330.381.139
1.1/2X145 (5.3/4)	1	22330.381.146
1.1/2X150 (6)	1	22330.381.152
1.1/2X165 (6.1/2)	1	22330.381.165
1.1/2X170 (6.3/4)	1	22330.381.171
1.1/2X180 (7)	1	22330.381.177
1.1/2X185 (7.1/4)	1	22330.381.184
1.1/2X190 (7.1/2)	1	22330.381.190
1.1/2X195 (7.3/4)	1	22330.381.196
1.1/2X200 (8)	1	22330.381.203
1.1/2X205 (8.1/8)	1	22330.381.205
1.1/2X215 (8.1/2)	1	22330.381.215
1.1/2X220 (8.3/4)	1	22330.381.222
1.1/2X225 (8.7/8)	1	22330.381.225
1.1/2X230 (9)	1	22330.381.228
1.1/2X235 (9.1/4)	1	22330.381.234
1.1/2X240 (9.1/2)	1	22330.381.241
1.1/2X245 (9.5/8)	1	22330.381.245
1.1/2X250 (9.3/4)	1	22330.381.247
1.1/2X255 (10)	1	22330.381.254
1.1/2X260 (10.1/4)	1	22330.381.260
1.1/2X265 (10.1/2)	1	22330.381.266
1.1/2X270 (10.5/8)	1	22330.381.270
1.1/2X275 (10.3/4)	1	22330.381.273
1.1/2X280 (11)	1	22330.381.279
1.1/2X285 (11.1/4)	1	22330.381.285
1.1/2X290 (11.3/8)	1	22330.381.290
1.1/2X295 (11.1/2)	1	22330.381.292
1.1/2X300 (11.3/4)	1	22330.381.298
1.1/2X305 (12)	1	22330.381.304
1.1/2X310 (12.1/4)	1	22330.381.311
1.1/2X315 (12.1/2)	1	22330.381.317
1.1/2X320 (12.5/8)	1	22330.381.320
1.1/2X325 (12.3/4)	1	22330.381.323
1.1/2X330 (13)	1	22330.381.330
1.1/2X335 (13.1/4)	1	22330.381.336
1.1/2X340 (13.3/8)	1	22330.381.340
1.1/2X345 (13.1/2)	1	22330.381.342
1.1/2X350 (13.3/4)	1	22330.381.349
1.1/2X355 (14)	1	22330.381.355
1.1/2X360 (14.1/4)	1	22330.381.361
1.1/2X365 (14.3/8)	1	22330.381.365
1.1/2X370 (14.1/2)	1	22330.381.368
1.1/2X375 (14.3/4)	1	22330.381.374
1.1/2X380 (15)	1	22330.381.381
1.1/2X385 (15.1/4)	1	22330.381.387
1.1/2X390 (15.3/8)	1	22330.381.390
1.1/2X395 (15.1/2)	1	22330.381.393
1.1/2X400 (15.3/4)	1	22330.381.400
1.1/2X405 (16)	1	22330.381.406
1.1/2X410 (16.1/8)	1	22330.381.410
1.1/2X415 (16.1/4)	1	22330.381.412
1.1/2X420 (16.1/2)	1	22330.381.419
1.1/2X430 (17)	1	22330.381.431
1.1/2X440 (17.1/4)	1	22330.381.438
1.1/2X450 (17.3/4)	1	22330.381.450
1.1/2X455 (18)	1	22330.381.457
1.1/2X460 (18.1/8)	1	22330.381.460
1.1/2X480 (18.7/8)	1	22330.381.480
1.1/2X490 (19.1/4)	1	22330.381.488
1.1/2X500 (19.3/4)	1	22330.381.501
1.1/2X510 (20)	1	22330.381.508
1.1/2X525 (20.3/4)	1	22330.381.527
1.1/2X530 (20.7/8)	1	22330.381.530
1.1/2X545 (21.1/2)	1	22330.381.546
1.1/2X550 (21.3/4)	1	22330.381.552
1.1/2X560 (22)	1	22330.381.558
1.1/2X565 (22.1/4)	1	22330.381.565
1.1/2X600 (23.5/8)	1	22330.381.600
1.1/2X700 (27.1/2)	1	22330.381.698
1.1/2X810 (32)	1	22330.381.812
1.5/8X180 (7)	1	22330.412.177
1.5/8X190 (7.1/2)	1	22330.412.190
1.5/8X255 (10)	1	22330.412.254
1.5/8X260 (10.1/4)	1	22330.412.260
1.5/8X265 (10.1/2)	1	22330.412.266
1.5/8X270 (10.5/8)	1	22330.412.270

d x L mm (L Inch)	✉	Kód výrobku
1.5/8X275 (10.3/4)	1	22330.412.273
1.5/8X280 (11)	1	22330.412.279
1.5/8X285 (11.1/4)	1	22330.412.285
1.5/8X290 (11.3/8)	1	22330.412.290
1.5/8X295 (11.1/2)	1	22330.412.292
1.5/8X300 (11.3/4)	1	22330.412.298
1.5/8X305 (12)	1	22330.412.304
1.5/8X310 (12.1/4)	1	22330.412.311
1.5/8X315 (12.1/2)	1	22330.412.317
1.5/8X320 (12.5/8)	1	22330.412.320
1.5/8X325 (12.3/4)	1	22330.412.323
1.5/8X330 (13)	1	22330.412.330
1.5/8X335 (13.1/4)	1	22330.412.336
1.5/8X340 (13.3/8)	1	22330.412.340
1.5/8X345 (13.1/2)	1	22330.412.342
1.5/8X350 (13.3/4)	1	22330.412.349
1.5/8X355 (14)	1	22330.412.355
1.5/8X360 (14.1/4)	1	22330.412.361
1.5/8X365 (14.3/8)	1	22330.412.365
1.5/8X370 (14.1/2)	1	22330.412.368
1.5/8X375 (14.3/4)	1	22330.412.374
1.5/8X380 (15)	1	22330.412.381
1.5/8X385 (15.1/4)	1	22330.412.387
1.5/8X390 (15.3/8)	1	22330.412.390
1.5/8X395 (15.1/2)	1	22330.412.393
1.5/8X400 (15.3/4)	1	22330.412.400
1.5/8X405 (16)	1	22330.412.406
1.5/8X410 (16.1/8)	1	22330.412.410
1.5/8X415 (16.1/4)	1	22330.412.412
1.5/8X420 (16.1/2)	1	22330.412.419
1.5/8X425 (16.3/4)	1	22330.412.425
1.5/8X430 (17)	1	22330.412.431
1.5/8X435 (17.1/8)	1	22330.412.435
1.5/8X440 (17.1/4)	1	22330.412.438
1.5/8X445 (17.1/2)	1	22330.412.444
1.5/8X450 (17.3/4)	1	22330.412.450
1.5/8X490 (19.1/4)	1	22330.412.488
1.5/8X495 (19.1/2)	1	22330.412.495
1.5/8X500 (19.3/4)	1	22330.412.501
1.5/8X530 (20.7/8)	1	22330.412.530
1.5/8X545 (21.1/2)	1	22330.412.546
1.5/8X685 (27)	1	22330.412.685
1.3/4X155 (6.1/8)	1	22330.444.155
1.3/4X180 (7)	1	22330.444.177
1.3/4X200 (8)	1	22330.444.203
1.3/4X205 (8.1/8)	1	22330.444.205
1.3/4X210 (8.1/4)	1	22330.444.209
1.3/4X215 (8.1/2)	1	22330.444.215
1.3/4X220 (8.3/4)	1	22330.444.222
1.3/4X225 (8.7/8)	1	22330.444.225
1.3/4X230 (9)	1	22330.444.228
1.3/4X235 (9.1/4)	1	22330.444.234
1.3/4X240 (9.1/2)	1	22330.444.241
1.3/4X245 (9.5/8)	1	22330.444.245
1.3/4X250 (9.3/4)	1	22330.444.247
1.3/4X255 (10)	1	22330.444.254
1.3/4X260 (10.1/4)	1	22330.444.260
1.3/4X265 (10.1/2)	1	22330.444.266
1.3/4X270 (10.5/8)	1	22330.444.270
1.3/4X275 (10.3/4)	1	22330.444.273
1.3/4X280 (11)	1	22330.444.279
1.3/4X285 (11.1/4)	1	22330.444.285
1.3/4X290 (11.3/8)	1	22330.444.290
1.3/4X295 (11.1/2)	1	22330.444.292
1.3/4X300 (11.3/4)	1	22330.444.298
1.3/4X305 (12)	1	22330.444.304
1.3/4X310 (12.1/4)	1	22330.444.311
1.3/4X315 (12.1/2)	1	22330.444.317
1.3/4X320 (12.5/8)	1	22330.444.320
1.3/4X325 (12.3/4)	1	22330.444.323
1.3/4X330 (13)	1	22330.444.330
1.3/4X335 (13.1/4)	1	22330.444.336
1.3/4X340 (13.3/8)	1	22330.444.340
1.3/4X345 (13.1/2)	1	22330.444.342
1.3/4X350 (13.3/4)	1	22330.444.349
1.3/4X355 (14)	1	22330.444.355
1.3/4X360 (14.1/4)	1	22330.444.361
1.3/4X365 (14.3/8)	1	22330.444.365
1.3/4X370 (14.1/2)	1	22330.444.368
1.3/4X375 (14.3/4)	1	22330.444.374
1.3/4X380 (15)	1	22330.444.381

22330 Svorník se 2 šestihrannými maticemi

d x L mm (L Inch)	✉	Kód výrobku	d x L mm (L Inch)	✉	Kód výrobku	d x L mm (L Inch)	✉	Kód výrobku
1.3/4X385 (15.1/4)	1	22330.444.387	1.7/8X485 (19)	1	22330.476.482	2.IN.X755 (29.3/4)	1	22330.508.755
1.3/4X390 (15.3/8)	1	22330.444.390	1.7/8X490 (19.1/4)	1	22330.476.488			
1.3/4X395 (15.1/2)	1	22330.444.393	1.7/8X495 (19.1/2)	1	22330.476.495	2.1/4X280 (11)	1	22330.571.279
1.3/4X400 (15.3/4)	1	22330.444.400	1.7/8X500 (19.3/4)	1	22330.476.501	2.1/4X375 (14.3/4)	1	22330.571.374
1.3/4X405 (16)	1	22330.444.406	1.7/8X510 (20)	1	22330.476.508	2.1/4X390 (15.3/8)	1	22330.571.390
1.3/4X410 (16.1/8)	1	22330.444.410	1.7/8X555 (21.7/8)	1	22330.476.555	2.1/4X405 (16)	1	22330.571.406
1.3/4X415 (16.1/4)	1	22330.444.412	1.7/8X560 (22)	1	22330.476.558	2.1/4X425 (16.3/4)	1	22330.571.425
1.3/4X420 (16.1/2)	1	22330.444.419	1.7/8X565 (22.1/4)	1	22330.476.565	2.1/4X430 (17)	1	22330.571.431
1.3/4X425 (16.3/4)	1	22330.444.425	1.7/8X600 (23.5/8)	1	22330.476.600	2.1/4X470 (18.1/2)	1	22330.571.469
1.3/4X430 (17)	1	22330.444.431	1.7/8X620 (24.1/2)	1	22330.476.622	2.1/4X485 (19)	1	22330.571.482
1.3/4X435 (17.1/8)	1	22330.444.435	1.7/8X675 (26.1/2)	1	22330.476.673	2.1/4X510 (20)	1	22330.571.508
1.3/4X440 (17.1/4)	1	22330.444.438	1.7/8X685 (27)	1	22330.476.685	2.1/4X520 (20.1/2)	1	22330.571.520
1.3/4X445 (17.1/2)	1	22330.444.444				2.1/4X550 (21.3/4)	1	22330.571.552
1.3/4X450 (17.3/4)	1	22330.444.450	2.IN.X205 (8.1/8)	1	22330.508.205	2.1/4X585 (23)	1	22330.571.584
1.3/4X455 (18)	1	22330.444.457	2.IN.X255 (10)	1	22330.508.254	2.1/4X590 (23.1/4)	1	22330.571.590
1.3/4X460 (18.1/8)	1	22330.444.460	2.IN.X305 (12)	1	22330.508.304	2.1/4X600 (23.5/8)	1	22330.571.600
1.3/4X470 (18.1/2)	1	22330.444.469	2.IN.X310 (12.1/4)	1	22330.508.311	2.1/4X695 (27.3/8)	1	22330.571.695
1.3/4X480 (18.7/8)	1	22330.444.480	2.IN.X315 (12.1/2)	1	22330.508.317	2.1/4X700 (27.1/2)	1	22330.571.698
1.3/4X485 (19)	1	22330.444.482	2.IN.X320 (12.5/8)	1	22330.508.320	2.1/4X870 (34.1/4)	1	22330.571.869
1.3/4X490 (19.1/4)	1	22330.444.488	2.IN.X325 (12.3/4)	1	22330.508.323			
1.3/4X495 (19.1/2)	1	22330.444.495	2.IN.X330 (13)	1	22330.508.330	2.1/2X380 (15)	1	22330.635.381
1.3/4X500 (19.3/4)	1	22330.444.501	2.IN.X335 (13.1/4)	1	22330.508.336	2.1/2X405 (16)	1	22330.635.406
1.3/4X510 (20)	1	22330.444.508	2.IN.X340 (13.3/8)	1	22330.508.340	2.1/2X435 (17.1/8)	1	22330.635.435
1.3/4X520 (20.1/2)	1	22330.444.520	2.IN.X345 (13.1/2)	1	22330.508.342	2.1/2X440 (17.1/4)	1	22330.635.438
1.3/4X570 (22.1/2)	1	22330.444.571	2.IN.X350 (13.3/4)	1	22330.508.349	2.1/2X445 (17.1/2)	1	22330.635.444
1.3/4X580 (22.7/8)	1	22330.444.580	2.IN.X355 (14)	1	22330.508.355	2.1/2X470 (18.1/2)	1	22330.635.469
1.3/4X595 (23.1/2)	1	22330.444.596	2.IN.X360 (14.1/4)	1	22330.508.361	2.1/2X485 (19)	1	22330.635.482
1.3/4X600 (23.5/8)	1	22330.444.600	2.IN.X365 (14.3/8)	1	22330.508.365	2.1/2X490 (19.1/4)	1	22330.635.488
1.3/4X610 (24)	1	22330.444.609	2.IN.X370 (14.1/2)	1	22330.508.368	2.1/2X495 (19.1/2)	1	22330.635.495
1.3/4X625 (24.5/8)	1	22330.444.625	2.IN.X375 (14.3/4)	1	22330.508.374	2.1/2X510 (20)	1	22330.635.508
1.3/4X650 (25.5/8)	1	22330.444.650	2.IN.X380 (15)	1	22330.508.381	2.1/2X520 (20.1/2)	1	22330.635.520
1.3/4X685 (27)	1	22330.444.685	2.IN.X385 (15.1/4)	1	22330.508.387	2.1/2X530 (20.7/8)	1	22330.635.530
1.3/4X710 (28)	1	22330.444.711	2.IN.X390 (15.3/8)	1	22330.508.390	2.1/2X535 (21)	1	22330.635.533
			2.IN.X395 (15.1/2)	1	22330.508.393	2.1/2X545 (21.1/2)	1	22330.635.546
1.7/8X255 (10)	1	22330.476.254	2.IN.X400 (15.3/4)	1	22330.508.400	2.1/2X560 (22)	1	22330.635.558
1.7/8X280 (11)	1	22330.476.279	2.IN.X405 (16)	1	22330.508.406	2.1/2X570 (22.1/2)	1	22330.635.571
1.7/8X305 (12)	1	22330.476.304	2.IN.X410 (16.1/8)	1	22330.508.410	2.1/2X585 (23)	1	22330.635.584
1.7/8X310 (12.1/4)	1	22330.476.311	2.IN.X415 (16.1/4)	1	22330.508.412	2.1/2X590 (23.1/4)	1	22330.635.590
1.7/8X315 (12.1/2)	1	22330.476.317	2.IN.X420 (16.1/2)	1	22330.508.419	2.1/2X600 (23.5/8)	1	22330.635.600
1.7/8X320 (12.5/8)	1	22330.476.320	2.IN.X425 (16.3/4)	1	22330.508.425	2.1/2X630 (24.3/4)	1	22330.635.628
1.7/8X325 (12.3/4)	1	22330.476.323	2.IN.X430 (17)	1	22330.508.431	2.1/2X650 (25.5/8)	1	22330.635.650
1.7/8X330 (13)	1	22330.476.330	2.IN.X435 (17.1/8)	1	22330.508.435	2.1/2X730 (28.3/4)	1	22330.635.730
1.7/8X335 (13.1/4)	1	22330.476.336	2.IN.X440 (17.1/4)	1	22330.508.438	2.1/2X780 (30.3/4)	1	22330.635.781
1.7/8X340 (13.3/8)	1	22330.476.340	2.IN.X445 (17.1/2)	1	22330.508.444	2.1/2X805 (31.3/4)	1	22330.635.806
1.7/8X345 (13.1/2)	1	22330.476.342	2.IN.X450 (17.3/4)	1	22330.508.450	2.1/2X845 (33.1/4)	1	22330.635.844
1.7/8X350 (13.3/4)	1	22330.476.349	2.IN.X455 (18)	1	22330.508.457	2.1/2X890 (35)	1	22330.635.889
1.7/8X355 (14)	1	22330.476.355	2.IN.X460 (18.1/8)	1	22330.508.460	2.1/2X950 (37.3/8)	1	22330.635.950
1.7/8X360 (14.1/4)	1	22330.476.361	2.IN.X465 (18.1/4)	1	22330.508.463			
1.7/8X365 (14.3/8)	1	22330.476.365	2.IN.X470 (18.1/2)	1	22330.508.469	2.3/4X450 (17.3/4)	1	22330.698.450
1.7/8X370 (14.1/2)	1	22330.476.368	2.IN.X475 (18.3/4)	1	22330.508.476	2.3/4X500 (19.3/4)	1	22330.698.501
1.7/8X375 (14.3/4)	1	22330.476.374	2.IN.X480 (18.7/8)	1	22330.508.480	2.3/4X520 (20.1/2)	1	22330.698.520
1.7/8X380 (15)	1	22330.476.381	2.IN.X485 (19)	1	22330.508.482	2.3/4X535 (21)	1	22330.698.533
1.7/8X385 (15.1/4)	1	22330.476.387	2.IN.X490 (19.1/4)	1	22330.508.488	2.3/4X600 (23.5/8)	1	22330.698.600
1.7/8X390 (15.3/8)	1	22330.476.390	2.IN.X495 (19.1/2)	1	22330.508.495	2.3/4X620 (24.1/2)	1	22330.698.622
1.7/8X395 (15.1/2)	1	22330.476.393	2.IN.X500 (19.3/4)	1	22330.508.501	2.3/4X630 (24.3/4)	1	22330.698.628
1.7/8X400 (15.3/4)	1	22330.476.400	2.IN.X510 (20)	1	22330.508.508	2.3/4X660 (26)	1	22330.698.660
1.7/8X405 (16)	1	22330.476.406	2.IN.X550 (21.3/4)	1	22330.508.552	2.3/4X690 (27.1/4)	1	22330.698.692
1.7/8X410 (16.1/8)	1	22330.476.410	2.IN.X565 (22.1/4)	1	22330.508.565	2.3/4X710 (28)	1	22330.698.711
1.7/8X415 (16.1/4)	1	22330.476.412	2.IN.X570 (22.1/2)	1	22330.508.571	2.3/4X720 (28.3/8)	1	22330.698.720
1.7/8X420 (16.1/2)	1	22330.476.419	2.IN.X595 (23.1/2)	1	22330.508.596	2.3/4X730 (28.3/4)	1	22330.698.730
1.7/8X425 (16.3/4)	1	22330.476.425	2.IN.X600 (23.5/8)	1	22330.508.600			
1.7/8X430 (17)	1	22330.476.431	2.IN.X645 (25.1/2)	1	22330.508.647	3.IN.X355 (14)	1	22330.762.355
1.7/8X435 (17.1/8)	1	22330.476.435	2.IN.X650 (25.5/8)	1	22330.508.650	3.IN.X475 (18.3/4)	1	22330.762.476
1.7/8X440 (17.1/4)	1	22330.476.438	2.IN.X655 (25.3/4)	1	22330.508.654	3.IN.X585 (23)	1	22330.762.584
1.7/8X445 (17.1/2)	1	22330.476.444	2.IN.X660 (26)	1	22330.508.660	3.IN.X590 (23.1/4)	1	22330.762.590
1.7/8X450 (17.3/4)	1	22330.476.450	2.IN.X670 (26.3/8)	1	22330.508.670	3.IN.X650 (25.5/8)	1	22330.762.650
1.7/8X455 (18)	1	22330.476.457	2.IN.X680 (26.3/4)	1	22330.508.679	3.IN.X660 (26)	1	22330.762.660
1.7/8X460 (18.1/8)	1	22330.476.460	2.IN.X690 (27.1/4)	1	22330.508.692	3.IN.X700 (27.1/2)	1	22330.762.698
1.7/8X465 (18.1/4)	1	22330.476.463	2.IN.X700 (27.1/2)	1	22330.508.698	3.IN.X710 (28)	1	22330.762.711
1.7/8X470 (18.1/2)	1	22330.476.469	2.IN.X710 (28)	1	22330.508.711	3.IN.X735 (29)	1	22330.762.736
1.7/8X475 (18.3/4)	1	22330.476.476	2.IN.X740 (29.1/4)	1	22330.508.742	3.IN.X800 (31.1/2)	1	22330.762.800
1.7/8X480 (18.7/8)	1	22330.476.480	2.IN.X750 (29.1/2)	1	22330.508.749	3.IN.X850 (33.1/2)	1	22330.762.850

22534 Svorník se 2 šestihrannými maticemi G12A

Závit Unified National Coarse
Materiál Nerezocel ASTM A193 - ASTM A194
Třída Gr.B8 Cl.1 - Gr.8

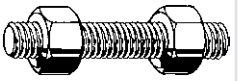

d x L mm (L Inch)	✉	Kód výrobku
3/8X25 (1)	1	22534.096.025
3/8X30 (1.1/4)	1	22534.096.031
3/8X40 (1.1/2)	1	22534.096.038
3/8X45 (1.3/4)	1	22534.096.044
3/8X60 (2.3/8)	1	22534.096.060
3/8X65 (2.1/2)	1	22534.096.063
3/8X70 (2.3/4)	1	22534.096.069
3/8X80 (3.1/4)	1	22534.096.082
3/8X95 (3.3/4)	1	22534.096.095
3/8X100 (4)	1	22534.096.101
3/8X150 (6)	1	22534.096.152
3/8X175 (6.7/8)	1	22534.096.175
3/8X185 (7.1/4)	1	22534.096.184
3/8X215 (8.1/2)	1	22534.096.215
1/2X40 (1.1/2)	1	22534.127.038
1/2X45 (1.3/4)	1	22534.127.044
1/2X50 (2)	1	22534.127.050
1/2X55 (2.1/4)	1	22534.127.057
1/2X60 (2.3/8)	1	22534.127.060
1/2X65 (2.1/2)	1	22534.127.063
1/2X70 (2.3/4)	1	22534.127.069
1/2X75 (3)	1	22534.127.076
1/2X80 (3.1/4)	1	22534.127.082
1/2X85 (3.3/8)	1	22534.127.085
1/2X90 (3.1/2)	1	22534.127.088
1/2X95 (3.3/4)	1	22534.127.095
1/2X100 (4)	1	22534.127.101
1/2X105 (4.1/8)	1	22534.127.105
1/2X110 (4.1/4)	1	22534.127.107
1/2X115 (4.1/2)	1	22534.127.114
1/2X120 (4.3/4)	1	22534.127.120
1/2X125 (5)	1	22534.127.127
1/2X130 (5.1/8)	1	22534.127.130
1/2X135 (5.1/4)	1	22534.127.133
1/2X140 (5.1/2)	1	22534.127.139
1/2X145 (5.3/4)	1	22534.127.146
1/2X150 (6)	1	22534.127.152
1/2X155 (6.1/8)	1	22534.127.155
1/2X160 (6.1/4)	1	22534.127.158
1/2X165 (6.1/2)	1	22534.127.165
1/2X170 (6.3/4)	1	22534.127.171
1/2X175 (6.7/8)	1	22534.127.175
1/2X180 (7)	1	22534.127.177
1/2X185 (7.1/4)	1	22534.127.184
1/2X190 (7.1/2)	1	22534.127.190
1/2X195 (7.3/4)	1	22534.127.196
1/2X200 (8)	1	22534.127.203
1/2X205 (8.1/8)	1	22534.127.205
1/2X210 (8.1/4)	1	22534.127.209
1/2X225 (8.7/8)	1	22534.127.225
1/2X230 (9)	1	22534.127.228
1/2X250 (9.3/4)	1	22534.127.247
1/2X280 (11)	1	22534.127.279
5/8X40 (1.1/2)	1	22534.158.038
5/8X45 (1.3/4)	1	22534.158.044
5/8X50 (2)	1	22534.158.050
5/8X55 (2.1/4)	1	22534.158.057
5/8X60 (2.3/8)	1	22534.158.060
5/8X65 (2.1/2)	1	22534.158.063
5/8X70 (2.3/4)	1	22534.158.069
5/8X75 (3)	1	22534.158.076
5/8X80 (3.1/4)	1	22534.158.082
5/8X85 (3.3/8)	1	22534.158.085
5/8X90 (3.1/2)	1	22534.158.088
5/8X95 (3.3/4)	1	22534.158.095
5/8X100 (4)	1	22534.158.101
5/8X105 (4.1/8)	1	22534.158.105
5/8X110 (4.1/4)	1	22534.158.107
5/8X115 (4.1/2)	1	22534.158.114
5/8X120 (4.3/4)	1	22534.158.120
5/8X125 (5)	1	22534.158.127
5/8X130 (5.1/8)	1	22534.158.130
5/8X135 (5.1/4)	1	22534.158.133

d x L mm (L Inch)	✉	Kód výrobku
5/8X140 (5.1/2)	1	22534.158.139
5/8X145 (5.3/4)	1	22534.158.146
5/8X150 (6)	1	22534.158.152
5/8X155 (6.1/8)	1	22534.158.155
5/8X160 (6.1/4)	1	22534.158.158
5/8X165 (6.1/2)	1	22534.158.165
5/8X170 (6.3/4)	1	22534.158.171
5/8X175 (6.7/8)	1	22534.158.175
5/8X180 (7)	1	22534.158.177
5/8X185 (7.1/4)	1	22534.158.184
5/8X190 (7.1/2)	1	22534.158.190
5/8X195 (7.3/4)	1	22534.158.196
5/8X200 (8)	1	22534.158.203
5/8X205 (8.1/8)	1	22534.158.205
5/8X210 (8.1/4)	1	22534.158.209
5/8X215 (8.1/2)	1	22534.158.215
5/8X220 (8.3/4)	1	22534.158.222
5/8X225 (8.7/8)	1	22534.158.225
5/8X230 (9)	1	22534.158.228
5/8X235 (9.1/4)	1	22534.158.234
5/8X240 (9.1/2)	1	22534.158.241
5/8X245 (9.5/8)	1	22534.158.245
5/8X250 (9.3/4)	1	22534.158.247
5/8X255 (10)	1	22534.158.254
5/8X260 (10.1/4)	1	22534.158.260
5/8X265 (10.1/2)	1	22534.158.266
5/8X270 (10.5/8)	1	22534.158.270
5/8X275 (10.3/4)	1	22534.158.273
5/8X280 (11)	1	22534.158.279
5/8X285 (11.1/4)	1	22534.158.285
5/8X290 (11.3/8)	1	22534.158.290
5/8X295 (11.1/2)	1	22534.158.292
5/8X300 (11.3/4)	1	22534.158.298
5/8X305 (12)	1	22534.158.304
5/8X310 (12.1/4)	1	22534.158.311
5/8X315 (12.1/2)	1	22534.158.317
5/8X320 (12.5/8)	1	22534.158.320
5/8X325 (12.3/4)	1	22534.158.323
5/8X330 (13)	1	22534.158.330
5/8X335 (13.1/4)	1	22534.158.336
5/8X340 (13.3/8)	1	22534.158.340
5/8X370 (14.1/2)	1	22534.158.368
5/8X375 (14.3/4)	1	22534.158.374
5/8X385 (15.1/4)	1	22534.158.387
3/4X50 (2)	1	22534.191.050
3/4X55 (2.1/4)	1	22534.191.057
3/4X60 (2.3/8)	1	22534.191.060
3/4X65 (2.1/2)	1	22534.191.063
3/4X70 (2.3/4)	1	22534.191.069
3/4X75 (3)	1	22534.191.076
3/4X80 (3.1/4)	1	22534.191.082
3/4X85 (3.3/8)	1	22534.191.085
3/4X90 (3.1/2)	1	22534.191.088
3/4X95 (3.3/4)	1	22534.191.095
3/4X100 (4)	1	22534.191.101
3/4X105 (4.1/8)	1	22534.191.105
3/4X110 (4.1/4)	1	22534.191.107
3/4X115 (4.1/2)	1	22534.191.114
3/4X120 (4.3/4)	1	22534.191.120
3/4X125 (5)	1	22534.191.127
3/4X130 (5.1/8)	1	22534.191.130
3/4X135 (5.1/4)	1	22534.191.133
3/4X140 (5.1/2)	1	22534.191.139
3/4X145 (5.3/4)	1	22534.191.146
3/4X150 (6.IN.)	1	22534.191.152
3/4X155 (6.1/8)	1	22534.191.155
3/4X160 (6.1/4)	1	22534.191.158
3/4X165 (6.1/2)	1	22534.191.165
3/4X170 (6.3/4)	1	22534.191.171
3/4X175 (6.7/8)	1	22534.191.175
3/4X180 (7)	1	22534.191.177
3/4X185 (7.1/4)	1	22534.191.184
3/4X190 (7.1/2)	1	22534.191.190
3/4X195 (7.3/4)	1	22534.191.196

d x L mm (L Inch)	✉	Kód výrobku
3/4X200 (8)	1	22534.191.203
3/4X205 (8.1/8)	1	22534.191.205
3/4X210 (8.1/4)	1	22534.191.209
3/4X215 (8.1/2)	1	22534.191.215
3/4X220 (8.3/4)	1	22534.191.222
3/4X225 (8.7/8)	1	22534.191.225
3/4X230 (9)	1	22534.191.228
3/4X235 (9.1/4)	1	22534.191.234
3/4X240 (9.1/2)	1	22534.191.241
3/4X245 (9.5/8)	1	22534.191.245
3/4X250 (9.3/4)	1	22534.191.247
3/4X255 (10)	1	22534.191.254
3/4X260 (10.1/4)	1	22534.191.260
3/4X265 (10.1/2)	1	22534.191.266
3/4X270 (10.5/8)	1	22534.191.270
3/4X275 (10.3/4)	1	22534.191.273
3/4X280 (11)	1	22534.191.279
3/4X285 (11.1/4)	1	22534.191.285
3/4X290 (11.3/8)	1	22534.191.290
3/4X295 (11.1/2)	1	22534.191.292
3/4X300 (11.3/4)	1	22534.191.298
3/4X305 (12)	1	22534.191.304
3/4X310 (12.1/4)	1	22534.191.311
3/4X315 (12.1/2)	1	22534.191.317
3/4X320 (12.3/8)	1	22534.191.320
3/4X325 (12.3/4)	1	22534.191.323
3/4X330 (13)	1	22534.191.330
3/4X335 (13.1/4)	1	22534.191.336
3/4X340 (13.3/8)	1	22534.191.340
3/4X345 (13.1/2)	1	22534.191.342
3/4X350 (13.3/4)	1	22534.191.349
3/4X355 (14)	1	22534.191.355
3/4X360 (14.1/4)	1	22534.191.361
3/4X365 (14.3/8)	1	22534.191.365
3/4X370 (14.1/2)	1	22534.191.368
3/4X375 (14.3/4)	1	22534.191.374
3/4X380 (15)	1	22534.191.381
3/4X385 (15.1/4)	1	22534.191.387
3/4X390 (15.3/8)	1	22534.191.390
3/4X395 (15.1/2)	1	22534.191.393
3/4X400 (15.3/4)	1	22534.191.400
3/4X405 (16)	1	22534.191.406
3/4X410 (16.1/8)	1	22534.191.410
3/4X415 (16.1/4)	1	22534.191.412
3/4X420 (16.1/2)	1	22534.191.419
3/4X430 (17)	1	22534.191.431
3/4X440 (17.1/4)	1	22534.191.438
3/4X450 (17.3/4)	1	22534.191.450
3/4X455 (18)	1	22534.191.457
3/4X470 (18.1/2)	1	22534.191.469
3/4X480 (18.7/8)	1	22534.191.480
3/4X485 (19)	1	22534.191.482
3/4X580 (22.7/8)	1	22534.191.580
3/4X625 (24.5/8)	1	22534.191.625
7/8X70 (2.3/4)	1	22534.222.069
7/8X75 (3)	1	22534.222.076
7/8X80 (3.1/4)	1	22534.222.082
7/8X85 (3.3/8)	1	22534.222.085
7/8X90 (3.1/2)	1	22534.222.088
7/8X95 (3.3/4)	1	22534.222.095
7/8X100 (4)	1	22534.222.101
7/8X105 (4.1/8)	1	22534.222.105
7/8X110 (4.1/4)	1	22534.222.107
7/8X115 (4.1/2)	1	22534.222.114
7/8X120 (4.3/4)	1	22534.222.120
7/8X125 (5)	1	22534.222.127
7/8X130 (5.1/8)	1	22534.222.130
7/8X135 (5.1/4)	1	22534.222.133
7/8X140 (5.1/2)	1	22534.222.139
7/8X145 (5.3/4)	1	22534.222.146
7/8X150 (6)	1	22534.222.152
7/8X155 (6.1/8)	1	22534.222.155
7/8X160 (6.1/4)	1	22534.222.158
7/8X165 (6.1/2)	1	22534.222.165

22534 Svorník se 2 šestihrannými maticemi

d x L mm (L Inch)	✉	Kód výrobku	d x L mm (L Inch)	✉	Kód výrobku	d x L mm (L Inch)	✉	Kód výrobku
7/8X170 (6.3/4)	1	22534.222.171	7/8X415 (16.1/4)	1	22534.222.412	1.IN.X255 (10)	1	22534.254.254
7/8X175 (6.7/8)	1	22534.222.175	7/8X420 (16.1/2)	1	22534.222.419	1.IN.X260 (10.1/4)	1	22534.254.260
7/8X180 (7)	1	22534.222.177	7/8X425 (16.3/4)	1	22534.222.425	1.IN.X265 (10.1/2)	1	22534.254.266
7/8X185 (7.1/4)	1	22534.222.184	7/8X430 (17)	1	22534.222.431	1.IN.X270 (10.5/8)	1	22534.254.270
7/8X190 (7.1/2)	1	22534.222.190	7/8X440 (17.1/4)	1	22534.222.438	1.IN.X275 (10.3/4)	1	22534.254.273
7/8X195 (7.3/4)	1	22534.222.196	7/8X450 (17.3/4)	1	22534.222.450	1.IN.X280 (11)	1	22534.254.279
7/8X200 (8)	1	22534.222.203	7/8X455 (18)	1	22534.222.457	1.IN.X285 (11.1/4)	1	22534.254.285
7/8X205 (8.1/8)	1	22534.222.205	7/8X470 (18.1/2)	1	22534.222.469	1.IN.X290 (11.3/8)	1	22534.254.290
7/8X210 (8.1/4)	1	22534.222.209	7/8X485 (19)	1	22534.222.482	1.IN.X295 (11.1/2)	1	22534.254.292
7/8X215 (8.1/2)	1	22534.222.215	7/8X495 (19.1/2)	1	22534.222.495	1.IN.X300 (11.3/4)	1	22534.254.298
7/8X220 (8.3/4)	1	22534.222.222	7/8X510 (20)	1	22534.222.508	1.IN.X305 (12)	1	22534.254.304
7/8X225 (8.7/8)	1	22534.222.225	7/8X515 (20.1/4)	1	22534.222.514	1.IN.X310 (12.1/4)	1	22534.254.311
7/8X230 (9)	1	22534.222.228	7/8X525 (20.3/4)	1	22534.222.527	1.IN.X315 (12.1/2)	1	22534.254.317
7/8X235 (9.1/4)	1	22534.222.234				1.IN.X320 (12.5/8)	1	22534.254.320
7/8X240 (9.1/2)	1	22534.222.241	1.IN.X80 (3.1/4)	1	22534.254.082	1.IN.X325 (12.3/4)	1	22534.254.323
7/8X245 (9.5/8)	1	22534.222.245	1.IN.X85 (3.3/8)	1	22534.254.085	1.IN.X330 (13)	1	22534.254.330
7/8X250 (9.3/4)	1	22534.222.247	1.IN.X90 (3.1/2)	1	22534.254.088	1.IN.X335 (13.1/4)	1	22534.254.336
7/8X255 (10)	1	22534.222.254	1.IN.X95 (3.3/4)	1	22534.254.095	1.IN.X340 (13.3/8)	1	22534.254.340
7/8X260 (10.1/4)	1	22534.222.260	1.IN.X100 (4)	1	22534.254.101	1.IN.X345 (13.1/2)	1	22534.254.342
7/8X265 (10.1/2)	1	22534.222.266	1.IN.X105 (4.1/8)	1	22534.254.105	1.IN.X350 (13.3/4)	1	22534.254.349
7/8X270 (10.5/8)	1	22534.222.270	1.IN.X110 (4.1/4)	1	22534.254.107	1.IN.X355 (14)	1	22534.254.355
7/8X275 (10.3/4)	1	22534.222.273	1.IN.X115 (4.1/2)	1	22534.254.114	1.IN.X360 (14.1/4)	1	22534.254.361
7/8X280 (11)	1	22534.222.279	1.IN.X120 (4.3/4)	1	22534.254.120	1.IN.X365 (14.3/8)	1	22534.254.365
7/8X285 (11.1/4)	1	22534.222.285	1.IN.X125 (5)	1	22534.254.127	1.IN.X370 (14.1/2)	1	22534.254.368
7/8X290 (11.3/8)	1	22534.222.290	1.IN.X130 (5.1/8)	1	22534.254.130	1.IN.X375 (14.3/4)	1	22534.254.374
7/8X295 (11.1/2)	1	22534.222.292	1.IN.X135 (5.1/4)	1	22534.254.133	1.IN.X380 (15)	1	22534.254.381
7/8X300 (11.3/4)	1	22534.222.298	1.IN.X140 (5.1/2)	1	22534.254.139	1.IN.X385 (15.1/4)	1	22534.254.387
7/8X305 (12)	1	22534.222.304	1.IN.X145 (5.3/4)	1	22534.254.146	1.IN.X390 (15.3/8)	1	22534.254.390
7/8X310 (12.1/4)	1	22534.222.311	1.IN.X150 (6)	1	22534.254.152	1.IN.X395 (15.1/2)	1	22534.254.393
7/8X315 (12.1/2)	1	22534.222.317	1.IN.X155 (6.1/8)	1	22534.254.155	1.IN.X400 (15.3/4)	1	22534.254.400
7/8X320 (12.5/8)	1	22534.222.320	1.IN.X160 (6.1/4)	1	22534.254.158	1.IN.X405 (16)	1	22534.254.406
7/8X325 (12.3/4)	1	22534.222.323	1.IN.X165 (6.1/2)	1	22534.254.165	1.IN.X410 (16.1/8)	1	22534.254.410
7/8X330 (13)	1	22534.222.330	1.IN.X170 (6.3/4)	1	22534.254.171	1.IN.X415 (16.1/4)	1	22534.254.412
7/8X335 (13.1/4)	1	22534.222.336	1.IN.X175 (6.7/8)	1	22534.254.175	1.IN.X420 (16.1/2)	1	22534.254.419
7/8X340 (13.3/8)	1	22534.222.340	1.IN.X180 (7)	1	22534.254.177	1.IN.X425 (16.3/4)	1	22534.254.425
7/8X345 (13.1/2)	1	22534.222.342	1.IN.X185 (7.1/4)	1	22534.254.184	1.IN.X430 (17)	1	22534.254.431
7/8X350 (13.3/4)	1	22534.222.349	1.IN.X190 (7.1/2)	1	22534.254.190	1.IN.X435 (17.1/8)	1	22534.254.435
7/8X355 (14)	1	22534.222.355	1.IN.X195 (7.3/4)	1	22534.254.196	1.IN.X440 (17.1/4)	1	22534.254.438
7/8X360 (14.1/4)	1	22534.222.361	1.IN.X200 (8)	1	22534.254.203	1.IN.X445 (17.1/2)	1	22534.254.444
7/8X365 (14.3/8)	1	22534.222.365	1.IN.X205 (8.1/8)	1	22534.254.205	1.IN.X450 (17.3/4)	1	22534.254.450
7/8X370 (14.1/2)	1	22534.222.368	1.IN.X210 (8.1/4)	1	22534.254.209	1.IN.X455 (18)	1	22534.254.457
7/8X375 (14.3/4)	1	22534.222.375	1.IN.X215 (8.1/2)	1	22534.254.215	1.IN.X460 (18.1/8)	1	22534.254.460
7/8X380 (15)	1	22534.222.381	1.IN.X220 (8.3/4)	1	22534.254.222	1.IN.X470 (18.1/2)	1	22534.254.469
7/8X385 (15.1/4)	1	22534.222.382	1.IN.X225 (8.7/8)	1	22534.254.225	1.IN.X485 (19)	1	22534.254.482
7/8X390 (15.3/8)	1	22534.222.390	1.IN.X230 (9)	1	22534.254.228	1.IN.X505 (19.7/8)	1	22534.254.505
7/8X395 (15.1/2)	1	22534.222.393	1.IN.X235 (9.1/4)	1	22534.254.234	1.IN.X515 (20.1/4)	1	22534.254.514
7/8X400 (15.3/4)	1	22534.222.400	1.IN.X240 (9.1/2)	1	22534.254.241	1.IN.X520 (20.1/2)	1	22534.254.520
7/8X405 (16)	1	22534.222.406	1.IN.X245 (9.5/8)	1	22534.254.245	1.IN.X595 (23.1/2)	1	22534.254.596
7/8X410 (16.1/8)	1	22534.222.410	1.IN.X250 (9.3/4)	1	22534.254.247	1.IN.X730 (28.3/4)	1	22534.254.730

22538 Svorník se 2 šestihrannými maticemi

G12A

Závit Unified National Coarse
Materiál Nerezocel ASTM A193 - ASTM A194
Třída Gr.B8M Cl.2 - Gr.8M

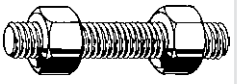

d x L mm (L Inch)	✉	Kód výrobku	d x L mm (L Inch)	✉	Kód výrobku	d x L mm (L Inch)	✉	Kód výrobku
3/8X25 (1)	1	22538.096.025	1/2X70 (2.3/4)	1	22538.127.069	1/2X175 (6.7/8)	1	22538.127.175
3/8X40 (1.1/2)	1	22538.096.038	1/2X75 (3)	1	22538.127.076	1/2X180 (7)	1	22538.127.177
3/8X45 (1.3/4)	1	22538.096.044	1/2X80 (3.1/4)	1	22538.127.082	1/2X185 (7.1/4)	1	22538.127.184
3/8X55 (2.1/4)	1	22538.096.057	1/2X85 (3.3/8)	1	22538.127.085	1/2X190 (7.1/2)	1	22538.127.190
3/8X60 (2.3/8)	1	22538.096.060	1/2X90 (3.1/2)	1	22538.127.088	1/2X195 (7.3/4)	1	22538.127.196
3/8X65 (2.1/2)	1	22538.096.063	1/2X95 (3.3/4)	1	22538.127.095	1/2X200 (8)	1	22538.127.203
3/8X70 (2.3/4)	1	22538.096.069	1/2X100 (4)	1	22538.127.101	1/2X205 (8.1/8)	1	22538.127.205
3/8X75 (3)	1	22538.096.076	1/2X105 (4.1/8)	1	22538.127.105	1/2X210 (8.1/4)	1	22538.127.209
3/8X80 (3.1/4)	1	22538.096.082	1/2X110 (4.1/4)	1	22538.127.107	1/2X215 (8.1/2)	1	22538.127.215
3/8X95 (3.3/4)	1	22538.096.095	1/2X115 (4.1/2)	1	22538.127.114	1/2X220 (8.3/4)	1	22538.127.222
3/8X100 (4)	1	22538.096.101	1/2X120 (4.3/4)	1	22538.127.120	1/2X225 (8.7/8)	1	22538.127.225
3/8X175 (6.7/8)	1	22538.096.175	1/2X125 (5)	1	22538.127.127	1/2X230 (9)	1	22538.127.228
3/8X185 (7.1/4)	1	22538.096.184	1/2X130 (5.1/8)	1	22538.127.130	1/2X235 (9.1/4)	1	22538.127.234
			1/2X135 (5.1/4)	1	22538.127.133	1/2X240 (9.1/2)	1	22538.127.241
1/2X30 (1.1/4)	1	22538.127.031	1/2X140 (5.1/2)	1	22538.127.139	1/2X245 (9.5/8)	1	22538.127.245
1/2X40 (1.1/2)	1	22538.127.038	1/2X145 (5.3/4)	1	22538.127.146	1/2X250 (9.3/4)	1	22538.127.247
1/2X45 (1.3/4)	1	22538.127.044	1/2X150 (6)	1	22538.127.152	1/2X255 (10)	1	22538.127.254
1/2X50 (2)	1	22538.127.050	1/2X155 (6.1/8)	1	22538.127.155	1/2X260 (10.1/4)	1	22538.127.260
1/2X55 (2.1/4)	1	22538.127.057	1/2X160 (6.1/4)	1	22538.127.158	1/2X265 (10.1/2)	1	22538.127.266
1/2X60 (2.3/8)	1	22538.127.060	1/2X165 (6.1/2)	1	22538.127.165	1/2X270 (10.5/8)	1	22538.127.270
1/2X65 (2.1/2)	1	22538.127.063	1/2X170 (6.3/4)	1	22538.127.171	1/2X275 (10.3/4)	1	22538.127.273

22538 Svorník se 2 šestihrannými maticemi

d x L mm (L Inch)	✉	Kód výrobku	d x L mm (L Inch)	✉	Kód výrobku	d x L mm (L Inch)	✉	Kód výrobku
1/2X280 (11)	1	22538.127.279	5/8X320 (12.5/8)	1	22538.158.320	3/4X350 (13.3/4)	1	22538.191.349
1/2X285 (11.1/4)	1	22538.127.285	5/8X325 (12.3/4)	1	22538.158.323	3/4X355 (14)	1	22538.191.355
1/2X290 (11.3/8)	1	22538.127.290	5/8X325 (12.3/4)	1	22538.158.326	3/4X360 (14.1/4)	1	22538.191.361
1/2X295 (11.1/2)	1	22538.127.292	5/8X330 (13)	1	22538.158.330	3/4X365 (14.3/8)	1	22538.191.365
1/2X300 (11.3/4)	1	22538.127.298	5/8X335 (13.1/4)	1	22538.158.336	3/4X370 (14.1/2)	1	22538.191.368
1/2X305 (12)	1	22538.127.304	5/8X335 (13.1/4)	1	22538.158.337	3/4X375 (14.3/4)	1	22538.191.374
1/2X310 (12.1/4)	1	22538.127.311	5/8X340 (13.3/8)	1	22538.158.340	3/4X380 (15)	1	22538.191.381
1/2X315 (12.1/2)	1	22538.127.317	5/8X345 (13.1/2)	1	22538.158.342	3/4X385 (15.1/4)	1	22538.191.387
1/2X320 (12.5/8)	1	22538.127.320	5/8X350 (13.3/4)	1	22538.158.349	3/4X390 (15.3/8)	1	22538.191.390
1/2X325 (12.3/4)	1	22538.127.326	5/8X355 (14)	1	22538.158.355	3/4X395 (15.1/2)	1	22538.191.393
1/2X330 (13)	1	22538.127.330	5/8X360 (14.1/4)	1	22538.158.361	3/4X400 (15.3/4)	1	22538.191.400
1/2X335 (13.1/4)	1	22538.127.336	5/8X365 (14.3/8)	1	22538.158.365	3/4X405 (16)	1	22538.191.406
1/2X340 (13.3/8)	1	22538.127.340	5/8X370 (14.1/2)	1	22538.158.368	3/4X410 (16.1/8)	1	22538.191.410
1/2X345 (13.1/2)	1	22538.127.342	5/8X375 (14.3/4)	1	22538.158.374	3/4X415 (16.1/4)	1	22538.191.412
1/2X350 (13.3/4)	1	22538.127.349	5/8X380 (15)	1	22538.158.381	3/4X420 (16.1/2)	1	22538.191.419
1/2X355 (14)	1	22538.127.355	5/8X385 (15.1/4)	1	22538.158.387	3/4X430 (17)	1	22538.191.431
1/2X360 (14.1/4)	1	22538.127.361	5/8X390 (15.3/8)	1	22538.158.390	3/4X440 (17.1/4)	1	22538.191.438
1/2X365 (14.3/8)	1	22538.127.365	5/8X395 (15.1/2)	1	22538.158.393	3/4X450 (17.3/4)	1	22538.191.450
1/2X370 (14.1/2)	1	22538.127.368	5/8X400 (15.3/4)	1	22538.158.400	3/4X455 (18)	1	22538.191.457
1/2X375 (14.3/4)	1	22538.127.374				3/4X470 (18.1/2)	1	22538.191.469
1/2X380 (15)	1	22538.127.381	3/4X50 (2)	1	22538.191.050	3/4X480 (18.7/8)	1	22538.191.480
1/2X385 (15.1/4)	1	22538.127.387	3/4X55 (2.1/4)	1	22538.191.057	3/4X485 (19)	1	22538.191.482
1/2X390 (15.3/8)	1	22538.127.390	3/4X60 (2.3/8)	1	22538.191.060	3/4X580 (22.7/8)	1	22538.191.580
1/2X395 (15.1/2)	1	22538.127.393	3/4X65 (2.1/2)	1	22538.191.063	3/4X625 (24.5/8)	1	22538.191.625
1/2X400 (15.3/4)	1	22538.127.400	3/4X70 (2.3/4)	1	22538.191.069			
			3/4X75 (3)	1	22538.191.076	7/8X70 (2.3/4)	1	22538.222.069
5/8X40 (1.1/2)	1	22538.158.038	3/4X80 (3.1/4)	1	22538.191.082	7/8X75 (3)	1	22538.222.076
5/8X45 (1.3/4)	1	22538.158.044	3/4X85 (3.3/8)	1	22538.191.085	7/8X80 (3.1/4)	1	22538.222.082
5/8X50 (2)	1	22538.158.050	3/4X90 (3.1/2)	1	22538.191.088	7/8X85 (3.3/8)	1	22538.222.085
5/8X55 (2.1/4)	1	22538.158.057	3/4X95 (3.3/4)	1	22538.191.095	7/8X90 (3.1/2)	1	22538.222.088
5/8X60 (2.3/8)	1	22538.158.060	3/4X100 (4)	1	22538.191.101	7/8X95 (3.3/4)	1	22538.222.095
5/8X65 (2.1/2)	1	22538.158.063	3/4X105 (4.1/8)	1	22538.191.105	7/8X100 (4)	1	22538.222.101
5/8X70 (2.3/4)	1	22538.158.069	3/4X110 (4.1/4)	1	22538.191.107	7/8X105 (4.1/8)	1	22538.222.105
5/8X75 (3)	1	22538.158.076	3/4X115 (4.1/2)	1	22538.191.114	7/8X110 (4.1/4)	1	22538.222.107
5/8X80 (3.1/4)	1	22538.158.082	3/4X120 (4.3/4)	1	22538.191.120	7/8X115 (4.1/2)	1	22538.222.114
5/8X85 (3.3/8)	1	22538.158.085	3/4X125 (5)	1	22538.191.127	7/8X120 (4.3/4)	1	22538.222.120
5/8X90 (3.1/2)	1	22538.158.088	3/4X130 (5.1/8)	1	22538.191.130	7/8X125 (5)	1	22538.222.127
5/8X95 (3.3/4)	1	22538.158.095	3/4X135 (5.1/4)	1	22538.191.133	7/8X130 (5.1/8)	1	22538.222.130
5/8X100 (4)	1	22538.158.101	3/4X140 (5.1/2)	1	22538.191.139	7/8X135 (5.1/4)	1	22538.222.133
5/8X105 (4.1/8)	1	22538.158.105	3/4X145 (5.3/4)	1	22538.191.146	7/8X140 (5.1/2)	1	22538.222.139
5/8X110 (4.1/4)	1	22538.158.107	3/4X150 (6)	1	22538.191.152	7/8X145 (5.3/4)	1	22538.222.146
5/8X115 (4.1/2)	1	22538.158.114	3/4X155 (6.1/8)	1	22538.191.155	7/8X150 (6)	1	22538.222.152
5/8X120 (4.3/4)	1	22538.158.120	3/4X160 (6.1/4)	1	22538.191.158	7/8X155 (6.1/8)	1	22538.222.155
5/8X125 (5)	1	22538.158.127	3/4X165 (6.1/2)	1	22538.191.165	7/8X160 (6.1/4)	1	22538.222.158
5/8X130 (5.1/8)	1	22538.158.130	3/4X170 (6.3/4)	1	22538.191.171	7/8X165 (6.1/2)	1	22538.222.165
5/8X135 (5.1/4)	1	22538.158.133	3/4X175 (6.7/8)	1	22538.191.175	7/8X170 (6.3/4)	1	22538.222.171
5/8X140 (5.1/2)	1	22538.158.139	3/4X180 (7)	1	22538.191.177	7/8X175 (6.7/8)	1	22538.222.175
5/8X145 (5.3/4)	1	22538.158.146	3/4X185 (7.1/4)	1	22538.191.184	7/8X180 (7)	1	22538.222.177
5/8X150 (6)	1	22538.158.152	3/4X190 (7.1/2)	1	22538.191.190	7/8X185 (7.1/4)	1	22538.222.184
5/8X155 (6.1/8)	1	22538.158.155	3/4X195 (7.3/4)	1	22538.191.196	7/8X190 (7.1/2)	1	22538.222.190
5/8X160 (6.1/4)	1	22538.158.158	3/4X200 (8)	1	22538.191.203	7/8X195 (7.3/4)	1	22538.222.196
5/8X165 (6.1/2)	1	22538.158.165	3/4X205 (8.1/8)	1	22538.191.205	7/8X200 (8)	1	22538.222.203
5/8X170 (6.3/4)	1	22538.158.171	3/4X210 (8.1/4)	1	22538.191.209	7/8X205 (8.1/8)	1	22538.222.205
5/8X175 (6.7/8)	1	22538.158.175	3/4X215 (8.1/2)	1	22538.191.215	7/8X210 (8.1/4)	1	22538.222.209
5/8X180 (7)	1	22538.158.177	3/4X220 (8.3/4)	1	22538.191.222	7/8X215 (8.1/2)	1	22538.222.215
5/8X185 (7.1/4)	1	22538.158.184	3/4X225 (8.7/8)	1	22538.191.225	7/8X220 (8.3/4)	1	22538.222.222
5/8X190 (7.1/2)	1	22538.158.190	3/4X230 (9)	1	22538.191.228	7/8X225 (8.7/8)	1	22538.222.225
5/8X195 (7.3/4)	1	22538.158.196	3/4X235 (9.1/4)	1	22538.191.234	7/8X230 (9)	1	22538.222.228
5/8X200 (8)	1	22538.158.203	3/4X240 (9.1/2)	1	22538.191.241	7/8X235 (9.1/4)	1	22538.222.234
5/8X205 (8.1/8)	1	22538.158.205	3/4X245 (9.5/8)	1	22538.191.245	7/8X240 (9.1/2)	1	22538.222.241
5/8X210 (8.1/4)	1	22538.158.209	3/4X250 (9.3/4)	1	22538.191.247	7/8X245 (9.5/8)	1	22538.222.245
5/8X215 (8.1/2)	1	22538.158.215	3/4X255 (10)	1	22538.191.254	7/8X250 (9.3/4)	1	22538.222.247
5/8X220 (8.3/4)	1	22538.158.222	3/4X260 (10.1/4)	1	22538.191.260	7/8X255 (10)	1	22538.222.254
5/8X225 (8.7/8)	1	22538.158.225	3/4X265 (10.1/2)	1	22538.191.266	7/8X260 (10.1/4)	1	22538.222.260
5/8X230 (9)	1	22538.158.228	3/4X270 (10.5/8)	1	22538.191.270	7/8X265 (10.1/2)	1	22538.222.266
5/8X235 (9.1/4)	1	22538.158.234	3/4X275 (10.3/4)	1	22538.191.273	7/8X270 (10.5/8)	1	22538.222.270
5/8X240 (9.1/2)	1	22538.158.241	3/4X280 (11)	1	22538.191.279	7/8X275 (10.3/4)	1	22538.222.273
5/8X245 (9.5/8)	1	22538.158.245	3/4X285 (11.1/4)	1	22538.191.285	7/8X280 (11)	1	22538.222.279
5/8X250 (9.3/4)	1	22538.158.247	3/4X290 (11.3/8)	1	22538.191.290	7/8X285 (11.1/4)	1	22538.222.285
5/8X255 (10)	1	22538.158.254	3/4X295 (11.1/2)	1	22538.191.292	7/8X290 (11.3/8)	1	22538.222.290
5/8X260 (10.1/4)	1	22538.158.260	3/4X300 (11.3/4)	1	22538.191.298	7/8X295 (11.1/2)	1	22538.222.292
5/8X265 (10.1/2)	1	22538.158.266	3/4X305 (12)	1	22538.191.304	7/8X300 (11.3/4)	1	22538.222.298
5/8X270 (10.5/8)	1	22538.158.270	3/4X310 (12.1/4)	1	22538.191.311	7/8X305 (12)	1	22538.222.304
5/8X275 (10.3/4)	1	22538.158.273	3/4X315 (12.1/2)	1	22538.191.317	7/8X310 (12.1/4)	1	22538.222.311
5/8X280 (11)	1	22538.158.279	3/4X320 (12.3/8)	1	22538.191.320	7/8X315 (12.1/2)	1	22538.222.317
5/8X285 (11.1/4)	1	22538.158.285	3/4X325 (12.3/4)	1	22538.191.323	7/8X320 (12.5/8)	1	22538.222.320
5/8X290 (11.3/8)	1	22538.158.290	3/4X325 (12.3/4)	1	22538.191.326	7/8X325 (12.3/4)	1	22538.222.323
5/8X295 (11.1/2)	1	22538.158.292	3/4X330 (13)	1	22538.191.330	7/8X325 (12.3/4)	1	22538.222.326
5/8X300 (11.3/4)	1	22538.158.298	3/4X335 (13.1/4)	1	22538.191.336	7/8X330 (13)	1	22538.222.330
5/8X305 (12)	1	22538.158.304	3/4X335 (13.1/4)	1	22538.191.337	7/8X335 (13.1/4)	1	22538.222.336
5/8X310 (12.1/4)	1	22538.158.311	3/4X340 (13.3/8)	1	22538.191.340	7/8X335 (13.1/4)	1	22538.222.337
5/8X315 (12.1/2)	1	22538.158.317	3/4X345 (13.1/2)	1	22538.191.342	7/8X340 (13.3/8)	1	22538.222.340

22538 Svorník se 2 šestihrannými maticemi

d x L mm (L Inch)	✉	Kód výrobku	d x L mm (L Inch)	✉	Kód výrobku	d x L mm (L Inch)	✉	Kód výrobku
7/8X345 (13.1/2)	1	22538.222.342	1.IN.X115 (4.1/2)	1	22538.254.114	1.IN.X325 (12.3/4)	1	22538.254.326
7/8X350 (13.3/4)	1	22538.222.349	1.IN.X120 (4.3/4)	1	22538.254.120	1.IN.X330 (13)	1	22538.254.330
7/8X355 (14)	1	22538.222.355	1.IN.X125 (5)	1	22538.254.127	1.IN.X335 (13.1/4)	1	22538.254.336
7/8X360 (14.1/4)	1	22538.222.361	1.IN.X130 (5.1/8)	1	22538.254.130	1.IN.X335 (13.1/4)	1	22538.254.337
7/8X365 (14.3/8)	1	22538.222.365	1.IN.X135 (5.1/4)	1	22538.254.133	1.IN.X340 (13.3/8)	1	22538.254.340
7/8X370 (14.1/2)	1	22538.222.368	1.IN.X140 (5.1/2)	1	22538.254.139	1.IN.X345 (13.1/2)	1	22538.254.342
7/8X375 (14.3/4)	1	22538.222.374	1.IN.X145 (5.3/4)	1	22538.254.146	1.IN.X350 (13.3/4)	1	22538.254.349
7/8X380 (15)	1	22538.222.381	1.IN.X150 (6)	1	22538.254.152	1.IN.X355 (14)	1	22538.254.355
7/8X385 (15.1/4)	1	22538.222.387	1.IN.X155 (6.1/8)	1	22538.254.155	1.IN.X360 (14.1/4)	1	22538.254.361
7/8X390 (15.3/8)	1	22538.222.390	1.IN.X160 (6.1/4)	1	22538.254.158	1.IN.X365 (14.3/8)	1	22538.254.365
7/8X395 (15.1/2)	1	22538.222.393	1.IN.X165 (6.1/2)	1	22538.254.165	1.IN.X370 (14.1/2)	1	22538.254.368
7/8X400 (15.3/4)	1	22538.222.400	1.IN.X170 (6.3/4)	1	22538.254.171	1.IN.X375 (14.3/4)	1	22538.254.374
7/8X405 (16)	1	22538.222.406	1.IN.X175 (6.7/8)	1	22538.254.175	1.IN.X380 (15)	1	22538.254.381
7/8X410 (16.1/8)	1	22538.222.410	1.IN.X180 (7)	1	22538.254.177	1.IN.X385 (15.1/4)	1	22538.254.387
7/8X415 (16.1/4)	1	22538.222.412	1.IN.X185 (7.1/4)	1	22538.254.184	1.IN.X390 (15.3/8)	1	22538.254.390
7/8X420 (16.1/2)	1	22538.222.419	1.IN.X190 (7.1/2)	1	22538.254.190	1.IN.X395 (15.1/2)	1	22538.254.393
7/8X425 (16.3/4)	1	22538.222.425	1.IN.X195 (7.3/4)	1	22538.254.196	1.IN.X400 (15.3/4)	1	22538.254.400
7/8X430 (17)	1	22538.222.431	1.IN.X200 (8)	1	22538.254.203	1.IN.X405 (16)	1	22538.254.406
7/8X435 (17.1/8)	1	22538.222.435	1.IN.X205 (8.1/8)	1	22538.254.205	1.IN.X410 (16.1/8)	1	22538.254.410
7/8X440 (17.1/4)	1	22538.222.438	1.IN.X210 (8.1/4)	1	22538.254.209	1.IN.X415 (16.1/4)	1	22538.254.412
7/8X445 (17.1/2)	1	22538.222.444	1.IN.X215 (8.1/2)	1	22538.254.215	1.IN.X420 (16.1/2)	1	22538.254.419
7/8X450 (17.3/4)	1	22538.222.450	1.IN.X220 (8.3/4)	1	22538.254.222	1.IN.X425 (16.3/4)	1	22538.254.425
7/8X455 (18)	1	22538.222.457	1.IN.X225 (8.7/8)	1	22538.254.225	1.IN.X430 (17)	1	22538.254.431
7/8X460 (18.1/8)	1	22538.222.460	1.IN.X230 (9)	1	22538.254.228	1.IN.X435 (17.1/8)	1	22538.254.435
7/8X465 (18.1/4)	1	22538.222.463	1.IN.X235 (9.1/4)	1	22538.254.234	1.IN.X440 (17.1/4)	1	22538.254.438
7/8X470 (18.1/2)	1	22538.222.469	1.IN.X240 (9.1/2)	1	22538.254.241	1.IN.X445 (17.1/2)	1	22538.254.444
7/8X475 (18.3/4)	1	22538.222.476	1.IN.X245 (9.5/8)	1	22538.254.245	1.IN.X450 (17.3/4)	1	22538.254.450
7/8X480 (18.7/8)	1	22538.222.480	1.IN.X250 (9.3/4)	1	22538.254.247	1.IN.X455 (18)	1	22538.254.457
7/8X485 (19)	1	22538.222.482	1.IN.X255 (10)	1	22538.254.254	1.IN.X460 (18.1/8)	1	22538.254.460
7/8X490 (19.1/4)	1	22538.222.488	1.IN.X260 (10.1/4)	1	22538.254.260	1.IN.X465 (18.1/4)	1	22538.254.463
7/8X495 (19.1/2)	1	22538.222.495	1.IN.X265 (10.1/2)	1	22538.254.266	1.IN.X470 (18.1/2)	1	22538.254.469
7/8X500 (19.3/4)	1	22538.222.501	1.IN.X270 (10.5/8)	1	22538.254.270	1.IN.X475 (18.3/4)	1	22538.254.476
7/8X510 (20)	1	22538.222.508	1.IN.X275 (10.3/4)	1	22538.254.273	1.IN.X480 (18.7/8)	1	22538.254.480
7/8X515 (20.1/4)	1	22538.222.514	1.IN.X280 (11)	1	22538.254.279	1.IN.X485 (19)	1	22538.254.482
7/8X525 (20.3/4)	1	22538.222.527	1.IN.X285 (11.1/4)	1	22538.254.285	1.IN.X490 (19.1/4)	1	22538.254.488
			1.IN.X290 (11.3/8)	1	22538.254.290	1.IN.X495 (19.1/2)	1	22538.254.495
1.IN.X80 (3.1/4)	1	22538.254.082	1.IN.X295 (11.1/2)	1	22538.254.292	1.IN.X500 (19.3/4)	1	22538.254.501
1.IN.X85 (3.3/8)	1	22538.254.085	1.IN.X300 (11.3/4)	1	22538.254.298	1.IN.X505 (19.7/8)	1	22538.254.505
1.IN.X90 (3.1/2)	1	22538.254.088	1.IN.X305 (12)	1	22538.254.304	1.IN.X515 (20.1/4)	1	22538.254.514
1.IN.X95 (3.3/4)	1	22538.254.095	1.IN.X310 (12.1/4)	1	22538.254.311	1.IN.X520 (20.1/2)	1	22538.254.520
1.IN.X100 (4)	1	22538.254.101	1.IN.X315 (12.1/2)	1	22538.254.317	1.IN.X595 (23.1/2)	1	22538.254.596
1.IN.X105 (4.1/8)	1	22538.254.105	1.IN.X320 (12.5/8)	1	22538.254.320	1.IN.X730 (28.3/4)	1	22538.254.730
1.IN.X110 (4.1/4)	1	22538.254.107	1.IN.X325 (12.3/4)	1	22538.254.323			

22551 Svorník se 2 šestihrannými maticemi G11A

Závit Unified National Coarse
Materiál Ocel ASTM A193 - ASTM A194
Třída Gr.B16 - Gr.2H

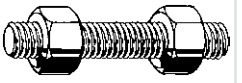

d x L mm (L Inch)	✉	Kód výrobku	d x L mm (L Inch)	✉	Kód výrobku	d x L mm (L Inch)	✉	Kód výrobku
1/2X65 (2.1/2)	1	22551.127.063	5/8X90 (3.1/2)	1	22551.158.088	3/4X120 (4.3/4)	1	22551.191.120
1/2X70 (2.3/4)	1	22551.127.069	5/8X95 (3.3/4)	1	22551.158.095	3/4X125 (5)	1	22551.191.127
1/2X75 (3)	1	22551.127.076	5/8X100 (4)	1	22551.158.101			
1/2X80 (3.1/4)	1	22551.127.082	5/8X110 (4.1/4)	1	22551.158.107	7/8X115 (4.1/2)	1	22551.222.114
1/2X90 (3.1/2)	1	22551.127.088	5/8X115 (4.1/2)	1	22551.158.114	7/8X120 (4.3/4)	1	22551.222.120
1/2X95 (3.3/4)	1	22551.127.095	5/8X120 (4.3/4)	1	22551.158.120	7/8X125 (5)	1	22551.222.127
1/2X100 (4)	1	22551.127.101	5/8X125 (5)	1	22551.158.127	7/8X135 (5.1/4)	1	22551.222.133
						7/8X140 (5.1/2)	1	22551.222.139
5/8X65 (2.1/2)	1	22551.158.063	3/4X95 (3.3/4)	1	22551.191.095	7/8X145 (5.3/4)	1	22551.222.146
5/8X70 (2.3/4)	1	22551.158.069	3/4X100 (4)	1	22551.191.101	7/8X150 (6)	1	22551.222.152
5/8X75 (3)	1	22551.158.076	3/4X110 (4.1/4)	1	22551.191.107			
5/8X80 (3.1/4)	1	22551.158.082	3/4X115 (4.1/2)	1	22551.191.114	1X165 (6.1/2)	1	22551.254.165

22554 Svorník se 2 šestihrannými maticemi G11A

Závit Unified National Coarse
Materiál Ocel ASTM A193 - ASTM A194
Třída Gr.B16 - Gr.4

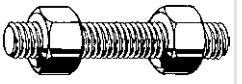

d x L mm (L Inch)	✉	Kód výrobku	d x L mm (L Inch)	✉	Kód výrobku	d x L mm (L Inch)	✉	Kód výrobku
3/8X25 (1)	1	22554.096.025	3/8X60 (2.3/8)	1	22554.096.060	3/8X80 (3.1/4)	1	22554.096.082
3/8X40 (1.1/2)	1	22554.096.038	3/8X65 (2.1/2)	1	22554.096.063	3/8X95 (3.3/4)	1	22554.096.095
3/8X45 (1.3/4)	1	22554.096.044	3/8X70 (2.3/4)	1	22554.096.069	3/8X100 (4)	1	22554.096.101

22554 Svorník se 2 šestihrannými maticemi

d x L mm (L Inch)	✉	Kód výrobku	d x L mm (L Inch)	✉	Kód výrobku	d x L mm (L Inch)	✉	Kód výrobku
3/8X175 (6.7/8)	1	22554.096.175	5/8X240 (9.1/2)	1	22554.158.241	3/4X335 (13.1/4)	1	22554.191.336
3/8X185 (7.1/4)	1	22554.096.184	5/8X245 (9.5/8)	1	22554.158.245	3/4X340 (13.3/8)	1	22554.191.340
			5/8X250 (9.3/4)	1	22554.158.247	3/4X345 (13.1/2)	1	22554.191.342
1/2X40 (1.1/2)	1	22554.127.038	5/8X255 (10)	1	22554.158.254	3/4X350 (13.3/4)	1	22554.191.349
1/2X45 (1.3/4)	1	22554.127.044	5/8X260 (10.1/4)	1	22554.158.260	3/4X355 (14)	1	22554.191.355
1/2X50 (2)	1	22554.127.050	5/8X265 (10.1/2)	1	22554.158.266	3/4X360 (14.1/4)	1	22554.191.361
1/2X55 (2.1/4)	1	22554.127.057	5/8X270 (10.5/8)	1	22554.158.270	3/4X365 (14.3/8)	1	22554.191.365
1/2X60 (2.3/8)	1	22554.127.060	5/8X275 (10.3/4)	1	22554.158.273	3/4X370 (14.1/2)	1	22554.191.368
1/2X65 (2.1/2)	1	22554.127.063	5/8X280 (11)	1	22554.158.279	3/4X375 (14.3/4)	1	22554.191.374
1/2X70 (2.3/4)	1	22554.127.069	5/8X285 (11.1/4)	1	22554.158.285	3/4X380 (15)	1	22554.191.381
1/2X75 (3)	1	22554.127.076	5/8X290 (11.3/8)	1	22554.158.290	3/4X385 (15.1/4)	1	22554.191.387
1/2X80 (3.1/4)	1	22554.127.082	5/8X295 (11.1/2)	1	22554.158.292	3/4X390 (15.3/8)	1	22554.191.390
1/2X85 (3.3/8)	1	22554.127.085	5/8X300 (11.3/4)	1	22554.158.298	3/4X395 (15.1/2)	1	22554.191.393
1/2X90 (3.1/2)	1	22554.127.088	5/8X305 (12)	1	22554.158.304	3/4X400 (15.3/4)	1	22554.191.400
1/2X95 (3.3/4)	1	22554.127.095	5/8X310 (12.1/4)	1	22554.158.311	3/4X405 (16)	1	22554.191.406
1/2X100 (4)	1	22554.127.101	5/8X315 (12.1/2)	1	22554.158.317	3/4X410 (16.1/8)	1	22554.191.410
1/2X105 (4.1/8)	1	22554.127.105	5/8X320 (12.5/8)	1	22554.158.320	3/4X415 (16.1/4)	1	22554.191.412
1/2X110 (4.1/4)	1	22554.127.107	5/8X325 (12.3/4)	1	22554.158.323	3/4X420 (16.1/2)	1	22554.191.419
1/2X115 (4.1/2)	1	22554.127.114	5/8X330 (13)	1	22554.158.330	3/4X425 (16.3/4)	1	22554.191.425
1/2X120 (4.3/4)	1	22554.127.120	5/8X335 (13.1/4)	1	22554.158.336	3/4X430 (17)	1	22554.191.431
1/2X125 (5)	1	22554.127.127	5/8X340 (13.3/8)	1	22554.158.340	3/4X440 (17.1/4)	1	22554.191.438
1/2X130 (5.1/8)	1	22554.127.130	5/8X370 (14.1/2)	1	22554.158.368	3/4X450 (17.3/4)	1	22554.191.450
1/2X135 (5.1/4)	1	22554.127.133	5/8X375 (14.3/4)	1	22554.158.374	3/4X455 (18)	1	22554.191.457
1/2X140 (5.1/2)	1	22554.127.139	5/8X385 (15.1/4)	1	22554.158.387	3/4X470 (18.1/2)	1	22554.191.469
1/2X145 (5.3/4)	1	22554.127.146				3/4X480 (18.7/8)	1	22554.191.480
1/2X150 (6)	1	22554.127.152	3/4X50 (2)	1	22554.191.050	3/4X485 (19)	1	22554.191.482
1/2X155 (6.1/8)	1	22554.127.155	3/4X55 (2.1/4)	1	22554.191.057	3/4X580 (22.7/8)	1	22554.191.580
1/2X160 (6.1/4)	1	22554.127.158	3/4X60 (2.3/8)	1	22554.191.060	3/4X625 (24.5/8)	1	22554.191.625
1/2X165 (6.1/2)	1	22554.127.165	3/4X65 (2.1/2)	1	22554.191.063			
1/2X170 (6.3/4)	1	22554.127.171	3/4X70 (2.3/4)	1	22554.191.069	7/8X70 (2.3/4)	1	22554.222.069
1/2X175 (6.7/8)	1	22554.127.175	3/4X75 (3)	1	22554.191.076	7/8X75 (3)	1	22554.222.076
1/2X180 (7)	1	22554.127.177	3/4X80 (3.1/4)	1	22554.191.082	7/8X80 (3.1/4)	1	22554.222.082
1/2X185 (7.1/4)	1	22554.127.184	3/4X85 (3.3/8)	1	22554.191.085	7/8X85 (3.3/8)	1	22554.222.085
1/2X190 (7.1/2)	1	22554.127.190	3/4X90 (3.1/2)	1	22554.191.088	7/8X90 (3.1/2)	1	22554.222.088
1/2X195 (7.3/4)	1	22554.127.196	3/4X95 (3.3/4)	1	22554.191.095	7/8X95 (3.3/4)	1	22554.222.095
1/2X200 (8)	1	22554.127.203	3/4X100 (4)	1	22554.191.101	7/8X100 (4)	1	22554.222.101
1/2X205 (8.1/8)	1	22554.127.205	3/4X105 (4.1/8)	1	22554.191.105	7/8X105 (4.1/8)	1	22554.222.105
1/2X210 (8.1/4)	1	22554.127.209	3/4X110 (4.1/4)	1	22554.191.107	7/8X110 (4.1/4)	1	22554.222.107
1/2X225 (8.7/8)	1	22554.127.225	3/4X115 (4.1/2)	1	22554.191.114	7/8X115 (4.1/2)	1	22554.222.114
1/2X250 (9.3/4)	1	22554.127.247	3/4X120 (4.3/4)	1	22554.191.120	7/8X120 (4.3/4)	1	22554.222.120
1/2X280 (11)	1	22554.127.279	3/4X125 (5)	1	22554.191.127	7/8X125 (5)	1	22554.222.127
			3/4X130 (5.1/8)	1	22554.191.130	7/8X130 (5.1/8)	1	22554.222.130
5/8X40 (1.1/2)	1	22554.158.038	3/4X135 (5.1/4)	1	22554.191.133	7/8X135 (5.1/4)	1	22554.222.133
5/8X45 (1.3/4)	1	22554.158.044	3/4X140 (5.1/2)	1	22554.191.139	7/8X140 (5.1/2)	1	22554.222.139
5/8X50 (2)	1	22554.158.050	3/4X145 (5.3/4)	1	22554.191.146	7/8X145 (5.3/4)	1	22554.222.146
5/8X55 (2.1/4)	1	22554.158.057	3/4X150 (6)	1	22554.191.152	7/8X150 (6)	1	22554.222.152
5/8X60 (2.3/8)	1	22554.158.060	3/4X155 (6.1/8)	1	22554.191.155	7/8X155 (6.1/8)	1	22554.222.155
5/8X65 (2.1/2)	1	22554.158.063	3/4X160 (6.1/4)	1	22554.191.158	7/8X160 (6.1/4)	1	22554.222.158
5/8X70 (2.3/4)	1	22554.158.069	3/4X165 (6.1/2)	1	22554.191.165	7/8X165 (6.1/2)	1	22554.222.165
5/8X75 (3)	1	22554.158.076	3/4X170 (6.3/4)	1	22554.191.171	7/8X170 (6.3/4)	1	22554.222.171
5/8X80 (3.1/4)	1	22554.158.082	3/4X175 (6.7/8)	1	22554.191.175	7/8X175 (6.7/8)	1	22554.222.175
5/8X85 (3.3/8)	1	22554.158.085	3/4X180 (7)	1	22554.191.177	7/8X180 (7)	1	22554.222.177
5/8X90 (3.1/2)	1	22554.158.088	3/4X185 (7.1/4)	1	22554.191.184	7/8X185 (7.1/4)	1	22554.222.184
5/8X95 (3.3/4)	1	22554.158.095	3/4X190 (7.1/2)	1	22554.191.190	7/8X190 (7.1/2)	1	22554.222.190
5/8X100 (4)	1	22554.158.101	3/4X195 (7.3/4)	1	22554.191.196	7/8X195 (7.3/4)	1	22554.222.196
5/8X105 (4.1/8)	1	22554.158.105	3/4X200 (8)	1	22554.191.203	7/8X200 (8)	1	22554.222.203
5/8X110 (4.1/4)	1	22554.158.107	3/4X205 (8.1/8)	1	22554.191.205	7/8X205 (8.1/8)	1	22554.222.205
5/8X115 (4.1/2)	1	22554.158.114	3/4X210 (8.1/4)	1	22554.191.209	7/8X210 (8.1/4)	1	22554.222.209
5/8X120 (4.3/4)	1	22554.158.120	3/4X215 (8.1/2)	1	22554.191.215	7/8X215 (8.1/2)	1	22554.222.215
5/8X125 (5)	1	22554.158.127	3/4X220 (8.3/4)	1	22554.191.222	7/8X220 (8.3/4)	1	22554.222.222
5/8X130 (5.1/8)	1	22554.158.130	3/4X225 (8.7/8)	1	22554.191.225	7/8X225 (8.7/8)	1	22554.222.225
5/8X135 (5.1/4)	1	22554.158.133	3/4X230 (9)	1	22554.191.228	7/8X230 (9)	1	22554.222.228
5/8X140 (5.1/2)	1	22554.158.139	3/4X235 (9.1/4)	1	22554.191.234	7/8X235 (9.1/4)	1	22554.222.234
5/8X145 (5.3/4)	1	22554.158.146	3/4X240 (9.1/2)	1	22554.191.241	7/8X240 (9.1/2)	1	22554.222.241
5/8X150 (6)	1	22554.158.152	3/4X245 (9.5/8)	1	22554.191.245	7/8X245 (9.5/8)	1	22554.222.245
5/8X155 (6.1/8)	1	22554.158.155	3/4X250 (9.3/4)	1	22554.191.247	7/8X250 (9.3/4)	1	22554.222.247
5/8X160 (6.1/4)	1	22554.158.158	3/4X255 (10)	1	22554.191.254	7/8X255 (10)	1	22554.222.254
5/8X165 (6.1/2)	1	22554.158.165	3/4X260 (10.1/4)	1	22554.191.260	7/8X260 (10.1/4)	1	22554.222.260
5/8X170 (6.3/4)	1	22554.158.171	3/4X265 (10.1/2)	1	22554.191.266	7/8X265 (10.1/2)	1	22554.222.266
5/8X175 (6.7/8)	1	22554.158.175	3/4X270 (10.5/8)	1	22554.191.270	7/8X270 (10.5/8)	1	22554.222.270
5/8X180 (7)	1	22554.158.177	3/4X275 (10.3/4)	1	22554.191.273	7/8X275 (10.3/4)	1	22554.222.273
5/8X185 (7.1/4)	1	22554.158.184	3/4X280 (11)	1	22554.191.279	7/8X280 (11)	1	22554.222.279
5/8X190 (7.1/2)	1	22554.158.190	3/4X285 (11.1/4)	1	22554.191.285	7/8X285 (11.1/4)	1	22554.222.285
5/8X195 (7.3/4)	1	22554.158.196	3/4X290 (11.3/8)	1	22554.191.290	7/8X290 (11.3/8)	1	22554.222.290
5/8X200 (8)	1	22554.158.203	3/4X295 (11.1/2)	1	22554.191.292	7/8X295 (11.1/2)	1	22554.222.292
5/8X205 (8.1/8)	1	22554.158.205	3/4X300 (11.3/4)	1	22554.191.298	7/8X300 (11.3/4)	1	22554.222.298
5/8X210 (8.1/4)	1	22554.158.209	3/4X305 (12)	1	22554.191.304	7/8X305 (12)	1	22554.222.304
5/8X215 (8.1/2)	1	22554.158.215	3/4X310 (12.1/4)	1	22554.191.311	7/8X310 (12.1/4)	1	22554.222.311
5/8X220 (8.3/4)	1	22554.158.222	3/4X315 (12.1/2)	1	22554.191.317	7/8X315 (12.1/2)	1	22554.222.317
5/8X225 (8.7/8)	1	22554.158.225	3/4X320 (12.5/8)	1	22554.191.320	7/8X320 (12.5/8)	1	22554.222.320
5/8X230 (9)	1	22554.158.228	3/4X325 (12.3/4)	1	22554.191.323	7/8X325 (12.3/4)	1	22554.222.323
5/8X235 (9.1/4)	1	22554.158.234	3/4X330 (13)	1	22554.191.330	7/8X330 (13)	1	22554.222.330

22554 **Svorník se 2 šestihrannými maticemi** ←

d x L mm (L Inch)	✉	Kód výrobku	d x L mm (L Inch)	✉	Kód výrobku	d x L mm (L Inch)	✉	Kód výrobku
7/8X335 (13.1/4)	1	22554.222.336	1.IN.X125 (5)	1	22554.254.127	1.IN.X315 (12.1/2)	1	22554.254.317
7/8X340 (13.3/8)	1	22554.222.340	1.IN.X130 (5.1/8)	1	22554.254.130	1.IN.X320 (12.5/8)	1	22554.254.320
7/8X345 (13.1/2)	1	22554.222.342	1.IN.X135 (5.1/4)	1	22554.254.133	1.IN.X325 (12.3/4)	1	22554.254.323
7/8X350 (13.3/4)	1	22554.222.349	1.IN.X140 (5.1/2)	1	22554.254.139	1.IN.X330 (13)	1	22554.254.330
7/8X355 (14)	1	22554.222.355	1.IN.X145 (5.3/4)	1	22554.254.146	1.IN.X335 (13.1/4)	1	22554.254.336
7/8X360 (14.1/4)	1	22554.222.361	1.IN.X150 (6)	1	22554.254.152	1.IN.X340 (13.3/8)	1	22554.254.340
7/8X365 (14.3/8)	1	22554.222.365	1.IN.X155 (6.1/8)	1	22554.254.155	1.IN.X345 (13.1/2)	1	22554.254.342
7/8X370 (14.1/2)	1	22554.222.368	1.IN.X160 (6.1/4)	1	22554.254.158	1.IN.X350 (13.3/4)	1	22554.254.349
7/8X375 (14.3/4)	1	22554.222.375	1.IN.X165 (6.1/2)	1	22554.254.165	1.IN.X355 (14)	1	22554.254.355
7/8X380 (15)	1	22554.222.381	1.IN.X170 (6.3/4)	1	22554.254.171	1.IN.X360 (14.1/4)	1	22554.254.361
7/8X385 (15.1/4)	1	22554.222.382	1.IN.X175 (6.7/8)	1	22554.254.175	1.IN.X365 (14.3/8)	1	22554.254.365
7/8X390 (15.3/8)	1	22554.222.390	1.IN.X180 (7)	1	22554.254.177	1.IN.X370 (14.1/2)	1	22554.254.368
7/8X395 (15.1/2)	1	22554.222.393	1.IN.X185 (7.1/4)	1	22554.254.184	1.IN.X375 (14.3/4)	1	22554.254.374
7/8X400 (15.3/4)	1	22554.222.400	1.IN.X190 (7.1/2)	1	22554.254.190	1.IN.X380 (15)	1	22554.254.381
7/8X405 (16)	1	22554.222.406	1.IN.X195 (7.3/4)	1	22554.254.196	1.IN.X385 (15.1/4)	1	22554.254.387
7/8X410 (16.1/8)	1	22554.222.410	1.IN.X200 (8)	1	22554.254.203	1.IN.X390 (15.3/8)	1	22554.254.390
7/8X415 (16.1/4)	1	22554.222.412	1.IN.X205 (8.1/8)	1	22554.254.205	1.IN.X395 (15.1/2)	1	22554.254.393
7/8X420 (16.1/2)	1	22554.222.419	1.IN.X210 (8.1/4)	1	22554.254.209	1.IN.X400 (15.3/4)	1	22554.254.400
7/8X425 (16.3/4)	1	22554.222.425	1.IN.X215 (8.1/2)	1	22554.254.215	1.IN.X405 (16)	1	22554.254.406
7/8X430 (17)	1	22554.222.431	1.IN.X220 (8.3/4)	1	22554.254.222	1.IN.X410 (16.1/8)	1	22554.254.410
7/8X440 (17.1/4)	1	22554.222.438	1.IN.X225 (8.7/8)	1	22554.254.225	1.IN.X415 (16.1/4)	1	22554.254.412
7/8X450 (17.3/4)	1	22554.222.450	1.IN.X230 (9)	1	22554.254.228	1.IN.X420 (16.1/2)	1	22554.254.419
7/8X455 (18)	1	22554.222.457	1.IN.X235 (9.1/4)	1	22554.254.234	1.IN.X425 (16.3/4)	1	22554.254.425
7/8X470 (18.1/2)	1	22554.222.469	1.IN.X240 (9.1/2)	1	22554.254.241	1.IN.X430 (17)	1	22554.254.431
7/8X485 (19)	1	22554.222.482	1.IN.X245 (9.5/8)	1	22554.254.245	1.IN.X435 (17.1/8)	1	22554.254.435
7/8X495 (19.1/2)	1	22554.222.495	1.IN.X250 (9.3/4)	1	22554.254.247	1.IN.X440 (17.1/4)	1	22554.254.438
7/8X510 (20)	1	22554.222.508	1.IN.X255 (10)	1	22554.254.254	1.IN.X445 (17.1/2)	1	22554.254.444
7/8X515 (20.1/4)	1	22554.222.514	1.IN.X260 (10.1/4)	1	22554.254.260	1.IN.X450 (17.3/4)	1	22554.254.450
7/8X525 (20.3/4)	1	22554.222.527	1.IN.X265 (10.1/2)	1	22554.254.266	1.IN.X455 (18)	1	22554.254.457
			1.IN.X270 (10.5/8)	1	22554.254.270	1.IN.X460 (18.1/8)	1	22554.254.460
1.IN.X80 (3.1/4)	1	22554.254.082	1.IN.X275 (10.3/4)	1	22554.254.273	1.IN.X470 (18.1/2)	1	22554.254.469
1.IN.X85 (3.3/8)	1	22554.254.085	1.IN.X280 (11)	1	22554.254.279	1.IN.X485 (19)	1	22554.254.482
1.IN.X90 (3.1/2)	1	22554.254.088	1.IN.X285 (11.1/4)	1	22554.254.285	1.IN.X505 (19.7/8)	1	22554.254.505
1.IN.X95 (3.3/4)	1	22554.254.095	1.IN.X290 (11.3/8)	1	22554.254.290	1.IN.X515 (20.1/4)	1	22554.254.514
1.IN.X100 (4)	1	22554.254.101	1.IN.X295 (11.1/2)	1	22554.254.292	1.IN.X520 (20.1/2)	1	22554.254.520
1.IN.X105 (4.1/8)	1	22554.254.105	1.IN.X300 (11.3/4)	1	22554.254.298	1.IN.X595 (23.1/2)	1	22554.254.596
1.IN.X110 (4.1/4)	1	22554.254.107	1.IN.X305 (12)	1	22554.254.304	1.IN.X615 (24.1/4)	1	22554.254.615
1.IN.X115 (4.1/2)	1	22554.254.114	1.IN.X310 (12.1/4)	1	22554.254.311	1.IN.X730 (28.3/4)	1	22554.254.730

4

Svorník se 2 šestihrannými maticemi

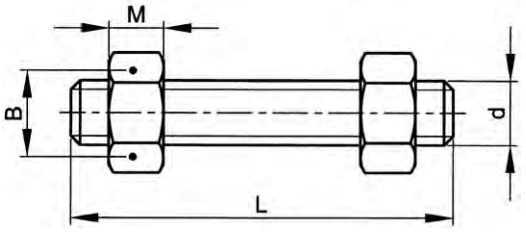

BS **≈4882**

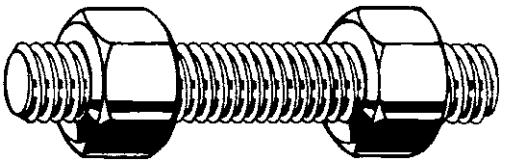

Technické údaje

d	B	M	P	d	B	M	P
M12	19	12	1.75	**M24**	36	24	3
M14	22	14	2	**M27**	41	27	3
M16	24	16	2	**M30**	46	30	3.5
M18	27	18	2.5	**M33**	50	33	3.5
M20	30	20	2.5	**M36**	55	36	4
M22	32	22	2.5				

- Výška matice 'M' není v souladu s BS 4882.
- L je jmenovitá délka svorníku včetně sražených konců.

22060 **Svorník se 2 šestihrannými maticemi** **G09A**

Závit Metrický závit
Materiál Ocel ASTM A193M - ASTM A194M
Třída Gr.B7 - Gr.2H

RoHS

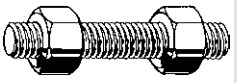

d x L	✉	Kód výrobku	d x L	✉	Kód výrobku	d x L	✉	Kód výrobku
M12X55	1	22060.120.055	M12X75	1	22060.120.075	M12X90	1	22060.120.090
M12X60	1	22060.120.060	M12X80	1	22060.120.080	M12X95	1	22060.120.095
M12X65	1	22060.120.065	M12X85	1	22060.120.085	M12X100	1	22060.120.100
M12X70	1	22060.120.070						

22060 Svorník se 2 šestihrannými maticemi

d x L	✉	Kód výrobku
M12X120	1	22060.120.120
M12X125	1	22060.120.125
M12X140	1	22060.120.140
M14X55	1	22060.140.055
M14X65	1	22060.140.065
M14X70	1	22060.140.070
M14X75	1	22060.140.075
M14X80	1	22060.140.080
M14X85	1	22060.140.085
M14X90	1	22060.140.090
M14X100	1	22060.140.100
M14X120	1	22060.140.120
M16X55	1	22060.160.055
M16X60	1	22060.160.060
M16X65	1	22060.160.065
M16X70	1	22060.160.070
M16X75	1	22060.160.075
M16X80	1	22060.160.080
M16X85	1	22060.160.085
M16X90	1	22060.160.090
M16X95	1	22060.160.095
M16X100	1	22060.160.100
M16X110	1	22060.160.110
M16X120	1	22060.160.120
M16X125	1	22060.160.125
M16X130	1	22060.160.130
M16X140	1	22060.160.140
M16X150	1	22060.160.150
M16X160	1	22060.160.160
M16X165	1	22060.160.165
M16X175	1	22060.160.175
M16X190	1	22060.160.190
M16X220	1	22060.160.220
M16X240	1	22060.160.240
M16X300	1	22060.160.300
M18X100	1	22060.180.100
M18X120	1	22060.180.120
M20X75	1	22060.200.075
M20X80	1	22060.200.080
M20X85	1	22060.200.085
M20X90	1	22060.200.090
M20X95	1	22060.200.095
M20X100	1	22060.200.100
M20X105	1	22060.200.105
M20X110	1	22060.200.110
M20X115	1	22060.200.115
M20X120	1	22060.200.120
M20X125	1	22060.200.125
M20X130	1	22060.200.130
M20X135	1	22060.200.135

d x L	✉	Kód výrobku
M20X140	1	22060.200.140
M20X145	1	22060.200.145
M20X150	1	22060.200.150
M20X160	1	22060.200.160
M20X165	1	22060.200.165
M20X170	1	22060.200.170
M20X180	1	22060.200.180
M20X190	1	22060.200.190
M20X195	1	22060.200.195
M20X200	1	22060.200.200
M20X210	1	22060.200.210
M20X230	1	22060.200.230
M20X240	1	22060.200.240
M20X245	1	22060.200.245
M20X250	1	22060.200.250
M20X320	1	22060.200.320
M20X340	1	22060.200.340
M20X400	1	22060.200.400
M22X95	1	22060.220.095
M22X100	1	22060.220.100
M22X110	1	22060.220.110
M22X120	1	22060.220.120
M22X130	1	22060.220.130
M22X140	1	22060.220.140
M22X150	1	22060.220.150
M22X160	1	22060.220.160
M22X170	1	22060.220.170
M22X190	1	22060.220.190
M22X200	1	22060.220.200
M22X210	1	22060.220.210
M24X80	1	22060.240.080
M24X110	1	22060.240.110
M24X115	1	22060.240.115
M24X120	1	22060.240.120
M24X125	1	22060.240.125
M24X130	1	22060.240.130
M24X140	1	22060.240.140
M24X145	1	22060.240.145
M24X150	1	22060.240.150
M24X160	1	22060.240.160
M24X165	1	22060.240.165
M24X170	1	22060.240.170
M24X180	1	22060.240.180
M24X185	1	22060.240.185
M24X190	1	22060.240.190
M24X200	1	22060.240.200
M24X220	1	22060.240.220
M24X230	1	22060.240.230
M24X240	1	22060.240.240
M24X250	1	22060.240.250
M24X275	1	22060.240.275
M24X320	1	22060.240.320

d x L	✉	Kód výrobku
M24X365	1	22060.240.365
M27X125	1	22060.270.125
M27X130	1	22060.270.130
M27X135	1	22060.270.135
M27X140	1	22060.270.140
M27X150	1	22060.270.150
M27X165	1	22060.270.165
M27X175	1	22060.270.175
M27X190	1	22060.270.190
M27X215	1	22060.270.215
M27X230	1	22060.270.230
M27X240	1	22060.270.240
M27X250	1	22060.270.250
M27X275	1	22060.270.275
M30X135	1	22060.300.135
M30X140	1	22060.300.140
M30X150	1	22060.300.150
M30X155	1	22060.300.155
M30X170	1	22060.300.170
M30X175	1	22060.300.175
M30X180	1	22060.300.180
M30X185	1	22060.300.185
M30X215	1	22060.300.215
M30X220	1	22060.300.220
M30X230	1	22060.300.230
M30X240	1	22060.300.240
M30X250	1	22060.300.250
M30X500	1	22060.300.500
M30X590	1	22060.300.590
M33X150	1	22060.330.150
M33X170	1	22060.330.170
M33X175	1	22060.330.175
M33X185	1	22060.330.185
M33X190	1	22060.330.190
M33X200	1	22060.330.200
M33X210	1	22060.330.210
M33X220	1	22060.330.220
M33X230	1	22060.330.230
M33X330	1	22060.330.330
M36X175	1	22060.360.175
M36X190	1	22060.360.190
M36X200	1	22060.360.200
M36X210	1	22060.360.210
M36X220	1	22060.360.220
M36X230	1	22060.360.230
M36X240	1	22060.360.240
M36X250	1	22060.360.250
M36X260	1	22060.360.260

Šestihranná matice ASTM A194

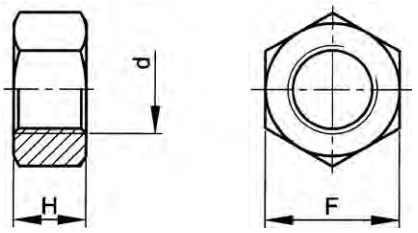

ASME **B18.2.2**
BS 1769

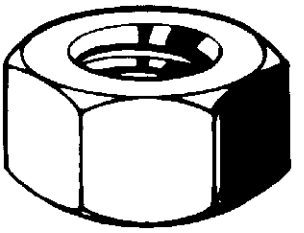

Technické údaje

d	F	H	Závitů na palec	d	F	H	Závitů na palec
3/8	11/16	9	16	1.1/2	2.3/8	37.3	8
1/2	7/8	12.3	13	1.5/8	2.9/16	40.5	8
5/8	1.1/16	15.5	11	1.3/4	2.3/4	43.65	8
3/4	1.1/4	18.65	10	1.7/8	2.15/16	46.85	8
7/8	1.7/16	21.85	9	2 Inch	3.1/8	50	8
1 Inch	1.5/8	25	8	2.1/4	3.1/2	55.95	8
1.1/8	1.13/16	28.2	8	2.1/2	3.7/8	62.3	8
1.1/4	2 Inch	30.95	8	2.3/4	4.1/4	68.25	8
1.3/8	2.3/16	34.15	8	3 Inch	4.5/8	75	8

Skupiny produktů

Závit	Typ drážky	Materiál	Třída	Kód	Strana
UNC	S vnějším šestihranem	Oc ASTM A194	Gr.2H	22280	4-57
8 UN	S vnějším šestihranem	Oc ASTM A194	Gr.2H	22290	4-57
UNC	S vnějším šestihranem	Oc ASTM A194	Gr.4	22380	4-58
8 UN	S vnějším šestihranem	Oc ASTM A194	Gr.4	22390	4-58
UNC	S vnějším šestihranem	Oc ASTM A194	Gr.7	22382	4-58
UNC	S vnějším šestihranem	NO ASTM A194	Gr.8	22383	4-58
8 UN	S vnějším šestihranem	NO ASTM A194	Gr.8	22393	4-58
UNC	S vnějším šestihranem	NO ASTM A194	Gr.8M	22384	4-58
UNC	S vnějším šestihranem	NO ASTM A194	Gr.8T	22386	4-59

22280 Šestihranná matice ASTM A194 — G09A

Závit Unified National Coarse
Materiál Ocel ASTM A194
Třída Gr.2H

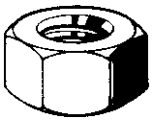

d	✉	Kód výrobku	d	✉	Kód výrobku	d	✉	Kód výrobku
1/2	1	22280.127.001	3/4	1	22280.191.001	1 Inch	1	22280.254.001
5/8	1	22280.158.001	7/8	1	22280.222.001			

22290 Šestihranná matice ASTM A194 — G09A

Závit 8 Unified National
Materiál Ocel ASTM A194
Třída Gr.2H

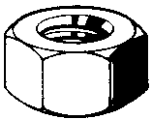

d	✉	Kód výrobku	d	✉	Kód výrobku	d	✉	Kód výrobku
1.1/8	1	22290.285.001	1.5/8	1	22290.412.001	2.1/4	1	22290.571.001
1.1/4	1	22290.317.001	1.3/4	1	22290.444.001	2.1/2	1	22290.635.001
1.3/8	1	22290.349.001	1.7/8	1	22290.476.001	2.3/4	1	22290.698.001
1.1/2	1	22290.381.001	2 Inch	1	22290.508.001	3 Inch	1	22290.762.001

22380 Šestihranná matice ASTM A194 G10A

Závit Unified National Coarse
Materiál Ocel ASTM A194
Třída Gr.4

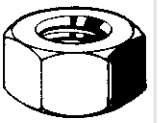

d	✉	Kód výrobku	d	✉	Kód výrobku	d	✉	Kód výrobku
3/8	1	22380.096.001	5/8	1	22380.158.001	7/8	1	22380.222.001
1/2	1	22380.127.001	3/4	1	22380.191.001	1 Inch	1	22380.254.001

22390 Šestihranná matice ASTM A194 G10A

Závit 8 Unified National
Materiál Ocel ASTM A194
Třída Gr.4

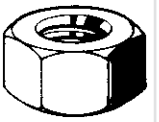

d	✉	Kód výrobku	d	✉	Kód výrobku	d	✉	Kód výrobku
1.1/8	1	22390.285.001	1.1/2	1	22390.381.001	1.7/8	1	22390.476.001
1.1/4	1	22390.317.001	1.5/8	1	22390.412.001	2 Inch	1	22390.508.001
1.3/8	1	22390.349.001	1.3/4	1	22390.444.001			

22382 Šestihranná matice ASTM A194 G10A

Závit Unified National Coarse
Materiál Ocel ASTM A194
Třída Gr.7

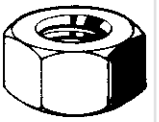

d	✉	Kód výrobku	d	✉	Kód výrobku	d	✉	Kód výrobku
1/2	1	22382.127.001	3/4	1	22382.191.001	1 Inch	1	22382.254.001
5/8	1	22382.158.001	7/8	1	22382.222.001			

22383 Šestihranná matice ASTM A194 G12A

Závit Unified National Coarse
Materiál Nerezocel ASTM A194
Třída Gr.8

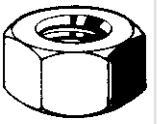

d	✉	Kód výrobku	d	✉	Kód výrobku	d	✉	Kód výrobku
1/2	1	22383.127.001	3/4	1	22383.191.001	1 Inch	1	22383.254.001
5/8	1	22383.158.001	7/8	1	22383.222.001			

22393 Šestihranná matice ASTM A194 G12A

Závit 8 Unified National
Materiál Nerezocel ASTM A194
Třída Gr.8

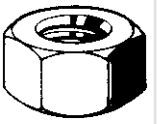

d	✉	Kód výrobku	d	✉	Kód výrobku	d	✉	Kód výrobku
1.1/8	1	22393.285.001	1.3/8	1	22393.349.001	1.1/2	1	22393.381.001
1.1/4	1	22393.317.001						

22384 Šestihranná matice ASTM A194 G12A

Závit Unified National Coarse
Materiál Nerezocel ASTM A194
Třída Gr.8M

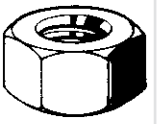

d	✉	Kód výrobku	d	✉	Kód výrobku	d	✉	Kód výrobku
1/2	1	22384.127.001	3/4	1	22384.191.001	1 Inch	1	22384.254.001
5/8	1	22384.158.001	7/8	1	22384.222.001			

22386	Šestihranná matice ASTM A194	G12A

Závit Unified National Coarse
Materiál Nerezocel ASTM A194
Třída Gr.8T

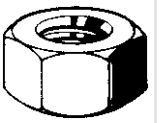

d	✉	Kód výrobku	d	✉	Kód výrobku	d	✉	Kód výrobku
3/8	1	22386.096.001	5/8	1	22386.158.001	7/8	1	22386.222.001
1/2	1	22386.127.001	3/4	1	22386.191.001	1 Inch	1	22386.254.001

Šestihranná matice ASTM A194 Grade 2H

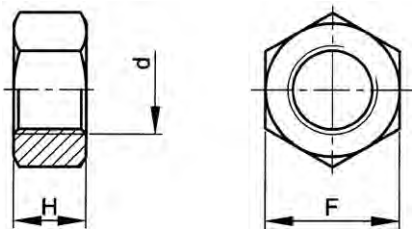

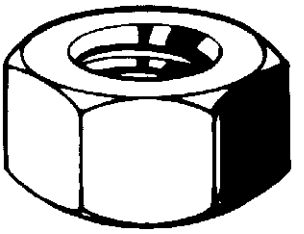

4

Technické údaje

d	F	H	P	d	F	H	P
M10	17	10	1.5	M30	46	30	3.5
M12	19	12	1.75	M33	50	33	3.5
M14	22	14	2	M36	55	36	4
M16	24	16	2	M39	60	39	4
M18	27	18	2.5	M42	65	42	4.5
M20	30	20	2.5	M45	70	45	4.5
M22	32	22	2.5	M48	75	48	5
M24	36	24	3	M52	80	52	5
M27	41	27	3	M64	95	64	6

22200	Šestihranná matice ASTM A194 Grade 2H	G09A

Závit Metrický závit
Materiál Ocel ASTM A194M
Třída Gr.2H

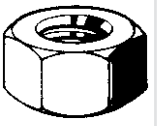

d	✉	Kód výrobku	d	✉	Kód výrobku	d	✉	Kód výrobku
M10	1	22200.100.001	M22	1	22200.220.001	M39	1	22200.390.001
M12	1	22200.120.001	M24	1	22200.240.001	M42	1	22200.420.001
M14	1	22200.140.001	M27	1	22200.270.001	M45	1	22200.450.001
M16	1	22200.160.001	M30	1	22200.300.001	M48	1	22200.480.001
M18	1	22200.180.001	M33	1	22200.330.001	M52	1	22200.520.001
M20	1	22200.200.001	M36	1	22200.360.001	M64	1	22200.640.001

Svorníky

Se zúženou stopkou, s 2 šestihrannými maticemi

Svorníky se zúženou stopkou jsou zvláště účinné v konstrukcích, které jsou pod dynamickým zatížením a při kolísání teplot, zaručují vysokou úroveň odolnosti vůči únavě. Svorníky se zúženou stopkou mají mnohem vyšší úroveň prodloužení ve srovnání se svorníky se stopkou ve stejném průměru.

Tyto provedení mají několik výhod:

- Svorníky se zúženou stopkou mají vyšší odolnost proti únavě, protože účinek kolísání pod vnějším zatížením a teplotou a to i moment ohybu je sníženo.
- Předpětí, způsobené točením sevřených materiálů a nastavení ploch ve spoji, se sníží.
- Montáž na zadané upínací zatížení je snadno kontrolovatelné.

Pro aplikace a výpočty instalací svorníků u tlakových nádob, odkazujeme na AD 2000 - Merkblatt B7, W7 a W10, publikované VdTÜV v Berlíně.

Rozsahy provozních teplot a kombinace šroub / matice

SPECIFIKACE	STANDARDNÍ HODNOTY	ČÍSLA MATERIÁLŮ A OZNAČENÍ STANDARDNÍ HODNOTY			
		ŠROUBY		MATICE	
DIN 267-13/ DIN EN 10269 AD 2000 W7	+ 700° C	2.4952	SB	2.4952	SB
	+ 650° C	1.4986	S	1.4986	S
		1.4980	SD	1.4980	SD
	+ 580° C	1.4923	V	1.4923	V
	+ 540° C	1.4913	VW	1.4923	V
		1.7709	GA	1.7709	GA
	+ 500° C	1.7709	GA	1.7218	KG
		1.7711	GB	1.7709	GA
	+ 400° C	1.7218	KG	1.7218	KG
		1.7218	KG	1.1181	YK
	+ 350° C	1.1181	YK	1.1181	YK
		1.1181	YK	1.0501	Y
DIN 267-13/ISO 898-1	+ 350° C	8.8			
	- 10° C	5.6			
DIN 267-13/ DIN EN 10269 AD2000 W10	- 60° C	1.7218	KG	1.7218	KG
	- 120° C	1.5680	KB	1.5680	KB
	- 196° C	1.6906	-	1.6906	-

Vlastnosti materiálu podle EN 10269

KONSTRUKČNÍ TYP			Podmínky teplotního zpracování (1)	ROZSAH TEPLOT			Rozměr	Test pevnosti	Pevnost v tahu	Prodloužení po zlomení	Redukce v oblasti	Rázová energie
OZANČENÍ PRODUKTU	NÁZEV MATERIÁLU	ČÍSLO MATERIÁLU		Min.	Krátká Max. (2)	Dlouhá Max. (2)	mm	MPa (min) (min)	MPa	% min.	% min.	KVJ min.
YK	C35E	1.1181	+QT	-	400°C	500°C	d ≤ 60	300	500-650	22	45	55
							60 < d ≤150	300	500-650	22	45	39
KG	25CrMo4	1.7218	+QT	-60°C	500°C	550°C	d ≤ 100	440	600-750	18	60	60
							100 < d ≤150	420	600-750	18	60	45
GA	21CrMoV5-7	1.7709	+QT	-	500°C	550°C	d ≤ 160	550	700-850	16	60	63

(1) + QT = zušlechtěném
(2) Krátká = krátká doba servisu; Dlouhá = dlouhá doba servisu.
Viz EN 10269 pro podrobnější informace o pevnosti při zvýšených teplotách a časových rámcích.
Vlastnosti materiálu jsou použitelné při pokojové teplotě. V případě použití v jiných teplotách se obraťte na EN 10269.

Svorník se zúžením a 2 šestihrannými maticemi

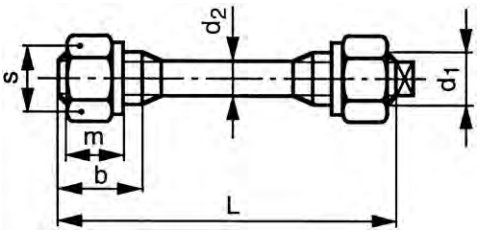

DIN 2510 L/NF



Technické údaje

d_1	b	d_2	m	P	s
M12	20	8.5	12	1.75	22
M16	23	12	16	2	27
M20	28	15	20	2.5	32
M24	32	18	24	3	36
M27	35	20.5	27	3	41
M30	39	23	30	3.5	46

- Technické údaje, vlastnosti materiálů a vysvětlivky k označením, viz INFO strana.
- Vnější závit dle DIN 2510-2.

Skupiny produktů

Závit	Materiál	Třída	Kód	Strana
M	Oc	KG/YK	23510	4-61
M	Oc	GA/KG	23530	4-61
M	Oc	YK/YK	23550	4-62

23510 Svorník se zúžením a 2 šestihrannými maticemi G90A

Závit Metrický závit
Materiál Ocel 25CrMo4+QT/C35E+QT
Třída KG/YK

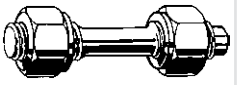

d_1 x L	✉	Kód výrobku	d_1 x L	✉	Kód výrobku	d_1 x L	✉	Kód výrobku
M12X65	10	23510.120.065	M16X95	10	23510.160.095	M24X110	5	23510.240.110
M12X75	10	23510.120.075	M16X110	10	23510.160.110	M24X115	5	23510.240.115
M12X80	10	23510.120.080				M24X120	5	23510.240.120
			M20X100	5	23510.200.100	M24X130	5	23510.240.130
M16X75	10	23510.160.075	M20X105	5	23510.200.105	M24X150	5	23510.240.150
M16X80	10	23510.160.080	M20X110	5	23510.200.110			
M16X85	10	23510.160.085				M27X140	2	23510.270.140
M16X90	10	23510.160.090						

23530 Svorník se zúžením a 2 šestihrannými maticemi G90A

Závit Metrický závit
Materiál Ocel 21CrMoV5-7+QT/25CrMo4+QT
Třída GA/KG

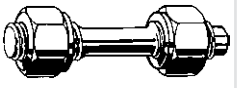

d_1 x L	✉	Kód výrobku	d_1 x L	✉	Kód výrobku	d_1 x L	✉	Kód výrobku
M12X65	10	23530.120.065	M20X110	5	23530.200.110	M24X150	5	23530.240.150
M12X75	10	23530.120.075	M20X120	5	23530.200.120			
			M20X140	5	23530.200.140	M27X130	2	23530.270.130
M16X75	10	23530.160.075				M27X140	2	23530.270.140
M16X85	10	23530.160.085	M24X110	5	23530.240.110			
M16X90	10	23530.160.090	M24X120	5	23530.240.120	M30X160	2	23530.300.160
M16X100	10	23530.160.100	M24X125	5	23530.240.125	M30X180	2	23530.300.180
			M24X130	5	23530.240.130			
M20X100	5	23530.200.100	M24X140	5	23530.240.140			

23550	Svorník se zúžením a 2 šestihrannými maticemi	G90A

Závit Metrický závit
Materiál Steel C35E+QT
Třída YK/YK

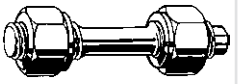

d_1 x L	✉	Kód výrobku	d_1 x L	✉	Kód výrobku	d_1 x L	✉	Kód výrobku
M12X65	10	23550.120.065	M16X100	10	23550.160.100	M24X110	5	23550.240.110
M12X70	10	23550.120.070	M16X105	10	23550.160.105	M24X115	5	23550.240.115
M12X75	10	23550.120.075				M24X125	5	23550.240.125
M12X80	10	23550.120.080	M20X95	5	23550.200.095	M24X130	5	23550.240.130
			M20X100	5	23550.200.100	M24X140	5	23550.240.140
M16X75	10	23550.160.075	M20X105	5	23550.200.105	M24X150	5	23550.240.150
M16X80	10	23550.160.080	M20X110	5	23550.200.110			
M16X85	10	23550.160.085	M20X120	5	23550.200.120	M30X140	2	23550.300.140
M16X90	10	23550.160.090						

4

Šestihranná matice pro svorník se zúžením

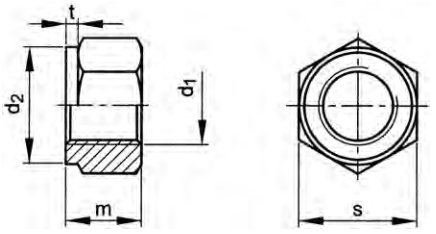

DIN 2510 NF

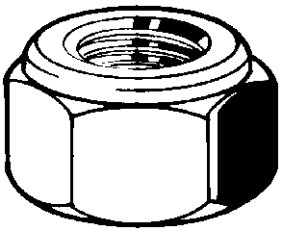

Technické údaje

d_1	d_2	m	P	s	t
M12	21	12	1.75	22	2
M16	26	16	2	27	2
M20	31	20	2.5	32	2
M24	35	24	3	36	3
M27	40	27	3	41	3
M30	45	30	3.5	46	3
M33	49	33	3.5	50	3
M36	53.5	36	4	55	3

- Technické údaje, vlastnosti materiálů a vysvětlivky k označením, viz INFO strana. Vnější závit dle DIN 2510-2.

Skupiny produktů

Závit	Typ drážky	Materiál	Třída	Kód	Strana
M	S vnějším šestihranem	Oc	KG	23620	4-62
M	S vnějším šestihranem	Oc	YK	23660	4-62

23620	Šestihranná matice pro svorník se zúžením	G90A

Závit Metrický závit
Materiál Steel 25CrMo4+QT
Třída KG

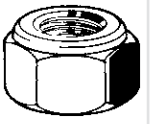

d_1	✉	Kód výrobku	d_1	✉	Kód výrobku	d_1	✉	Kód výrobku
M12	50	23620.120.001	M24	25	23620.240.001	M33	5	23620.330.001
M16	50	23620.160.001	M27	10	23620.270.001	M36	5	23620.360.001
M20	25	23620.200.001	M30	10	23620.300.001			

23660	Šestihranná matice pro svorník se zúžením	G90A

Závit Metrický závit
Materiál Steel C35E+QT
Třída YK

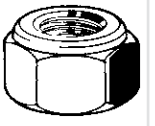

d_1	✉	Kód výrobku	d_1	✉	Kód výrobku	d_1	✉	Kód výrobku
M12	50	23660.120.001	M20	25	23660.200.001	M27	10	23660.270.001
M16	50	23660.160.001	M24	25	23660.240.001	M30	10	23660.300.001

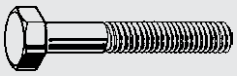
1 Šrouby

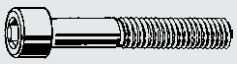
2 Produkty s vnitřním šestihranem

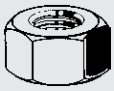
3 Matice, nýtovací matice a závitové vložky

4 Závitové tyče a svorníky

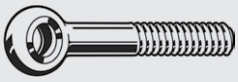
5 Šrouby s okem a hákem

6 Vruty, šrouby

I Seznam

7 Podložky a O-kroužky

8 Kotvy

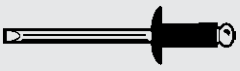
9 Nýty a kolíky

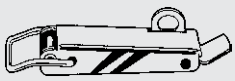
10 Nábytkářský a bezpečnostní materiál

11 Kolekce

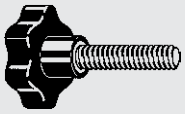
12 Strojní součástky

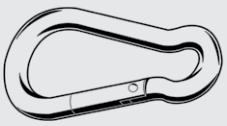
13 Speciální nerezový materiál

T Technické informace

Šrouby s okem a hákem 5

Strana 5-2 DIN 186 B Metrický	Strana 5-3 metrická	Strana 5-4 DIN 444 B Metrický	Strana 5-6 DIN 444 LB Plný závit Metrický	Strana 5-7 DIN 580 Metrický CE
Strana 5-9 DIN ≈580 (1957) BSW	Strana 5-10 DIN 582 Metrická CE	Strana 5-12 DIN ≈582 (1957) BSW	Strana 5-13 DIN 1478 Vyrobená z trubek, metrická	Strana 5-13 DIN ≈1479 Šestihranná metrická
Strana 5-14 DIN 1480 Se dvěma navařovacími čepy, metrická	Strana 5-15 DIN 1480 Metrická	Strana 5-15 DIN ≈1480 S hákem a okem	Strana 5-16 DIN ≈1480 S hákem a okem, nerez ocel	Strana 5-16 DIN ≈1480 Se dvěma oky
Strana 5-17 DIN ≈1480 Se dvěma oky, nerezová	Strana 5-18 DIN ≈1480 Se dvěma háky	Strana 5-18 DIN ≈1480 Se dvěma háky, nerezová	Strana 5-19 DIN ≈1480 Se dvěma plochými oky	Strana 5-19 DIN ≈82101 A Ocel
Strana 5-20 Nerez ocel	Strana 5-21 Ocel	Strana 5-22 Ocel	Strana 5-23 Nerez ocel	Strana 5-24 DIN 741/555 (1987) Ocel
Strana 5-25 Nerez ocel	Strana 5-26 Ocel/Nerez ocel	Strana 5-27 Ocel	Strana 5-28 Metrický	Strana 5-29 Metrický
Strana 5-29 Metrický	Strana 5-30 Nemetrický	Strana 5-31 Těžký model, nemetrický	Strana 5-32 Dlouhý model, nemetrický	Strana 5-32 Nemetrický
Strana 5-33 Skoba, nemetrický	Strana 5-34 Nemetrický	Strana 5-35 Těžký model s křížem, nemetrický	Strana 5-35 S hrotem	Strana 5-36 Vrutošroub Ocel
Strana 5-37 Vrutošroub Nerezocel	Strana 5-37 Vrutošroub upínací Nerezocel s šestihranem	Strana 5-38 Spojovací šrouby s plochou hlavou křížová drážka	Strana 5-39 Vrutošroub upínací s šestihranem a T-hvězdic	Strana 5-40 Nemetrický
Strana 5-41 Metrický	Strana 5-41 Pro kroucené háky	Strana 5-42 Nemetrický	Strana 5-42 Ocel	

Šroub s T-hlavou a čtvercovým krčkem

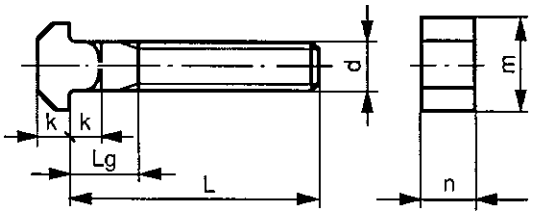

DIN **186 B**
NEN 2309

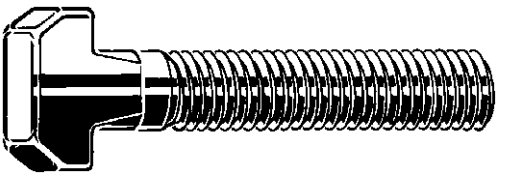

Technické údaje

d	k	Lg (max.)	m	n	P
M8	5.5	13	18	8	1.25
M10	7	16	21	10	1.5
M12	8	19	26	12	1.75
M16	10.5	25	30	16	2
M20	13	31	36	20	2.5
M24	15	37	43	24	3
M27 (≠DIN)	18	40	48	27	3
M30	19	43	54	30	3.5

5

- Pro rozměry T-drážek, viz DIN 649.

Skupiny produktů

Závit	Materiál	Třída	Kód	Strana
M	Oc	≥3.6	16190	5-2
M	NO A4		55782	5-2

16190 **Šroub s T-hlavou a čtvercovým krčkem** **F11D**

Závit Metrický závit
Materiál Ocel
Třída ≥3.6

d x L	✉	Kód výrobku	d x L	✉	Kód výrobku	d x L	✉	Kód výrobku
M8X30	25	16190.080.030	M16X40	10	16190.160.040	M20X180	5	16190.200.180
M8X40	25	16190.080.040	M16X50	10	16190.160.050	M20X200	5	16190.200.200
M8X50	25	16190.080.050	M16X60	10	16190.160.060			
M8X60	25	16190.080.060	M16X70	10	16190.160.070	M24X60	5	16190.240.060
			M16X80	10	16190.160.080	M24X70	5	16190.240.070
M10X30	25	16190.100.030	M16X90	10	16190.160.090	M24X80	5	16190.240.080
M10X40	25	16190.100.040	M16X100	10	16190.160.100	M24X90	5	16190.240.090
M10X50	25	16190.100.050	M16X110	10	16190.160.110	M24X100	5	16190.240.100
M10X60	25	16190.100.060	M16X120	10	16190.160.120	M24X110	5	16190.240.110
M10X70	25	16190.100.070	M16X140	10	16190.160.140	M24X120	5	16190.240.120
			M16X160	10	16190.160.160	M24X140	5	16190.240.140
M12X30	10	16190.120.030	M16X180	10	16190.160.180	M24X160	5	16190.240.160
M12X40	10	16190.120.040	M16X200	10	16190.160.200	M24X180	5	16190.240.180
M12X50	10	16190.120.050				M24X200	5	16190.240.200
M12X60	10	16190.120.060	M20X50	5	16190.200.050			
M12X70	10	16190.120.070	M20X60	5	16190.200.060	M30X90	3	16190.300.090
M12X80	10	16190.120.080	M20X70	5	16190.200.070	M30X100	3	16190.300.100
M12X90	10	16190.120.090	M20X80	5	16190.200.080	M30X110	3	16190.300.110
M12X100	10	16190.120.100	M20X90	5	16190.200.090	M30X120	3	16190.300.120
M12X110	10	16190.120.110	M20X100	5	16190.200.100	M30X130	3	16190.300.130
M12X120	10	16190.120.120	M20X110	5	16190.200.110	M30X140	3	16190.300.140
M12X140	10	16190.120.140	M20X120	5	16190.200.120	M30X160	3	16190.300.160
M12X160	10	16190.120.160	M20X140	5	16190.200.140	M30X200	3	16190.300.200
			M20X160	5	16190.200.160	M30X260	3	16190.300.260

55782 **Šroub s T-hlavou a čtvercovým krčkem** **R49A**

Závit Metrický závit
Materiál Nerezocel A4

d x L	✉	Kód výrobku	d x L	✉	Kód výrobku	d x L	✉	Kód výrobku
M8X30	10	55782.080.030	M10X70	10	55782.100.070	M16X50	5	55782.160.050
M8X40	10	55782.080.040				M16X70	5	55782.160.070
M8X50	10	55782.080.050	M12X40	5	55782.120.040	M16X80	5	55782.160.080
M8X60	10	55782.080.060	M12X60	5	55782.120.060	M16X100	5	55782.160.100
			M12X70	5	55782.120.070			
M10X30	10	55782.100.030	M12X90	5	55782.120.090	M20X70	3	55782.200.070
M10X40	10	55782.100.040	M12X100	5	55782.120.100	M20X100	3	55782.200.100
M10X50	10	55782.100.050						

Šrouby s T-hlavou typu 28/15

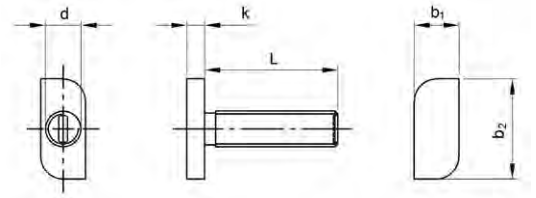



5

Technické údaje

Typ	b_1	b_2	k
M8	10	22.5	4
M10	10	22.5	4.5

Skupiny produktů

Závit	Materiál	Kód	Strana
M	NO A2	51740	5-3
M	NO A4	55740	5-3

51740 **Šrouby s T-hlavou typu 28/15** **R09A**

Závit Metrický závit
Materiál Nerezocel A2



d x L	✉	Kód výrobku	d x L	✉	Kód výrobku	d x L	✉	Kód výrobku
M8X16*	100	51740.080.016	M8X53*	100	51740.080.053	M10X35*	100	51740.100.035
M8X20*	100	51740.080.020	M8X60*	100	51740.080.060	M10X40*	100	51740.100.040
M8X25*	100	51740.080.025	M8X65*	100	51740.080.065	M10X50*	100	51740.100.050
M8X30*	100	51740.080.030	M8X70*	100	51740.080.070	M10X60*	100	51740.100.060
M8X35*	100	51740.080.035	M10X20*	100	51740.100.020	M10X70*	100	51740.100.070
M8X40*	100	51740.080.040	M10X25*	100	51740.100.025	M10X80*	100	51740.100.080
M8X45*	100	51740.080.045	M10X30*	100	51740.100.030	M10X50*	100	51740.100.100
M8X50*	100	51740.080.050						

55740 **Šrouby s T-hlavou typu 28/15** **R09A**

Závit Metrický závit
Materiál Nerezocel A4



d x L	✉	Kód výrobku	d x L	✉	Kód výrobku	d x L	✉	Kód výrobku
M8X30*	100	55740.080.030	M10X25*	100	55740.100.025	M10X30*	100	55740.100.030
M10X20*	100	55740.100.020						

Šroub s okem

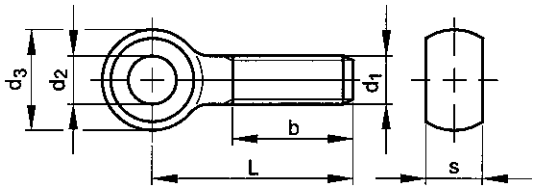

DIN **444 B**
NEN 2310 B

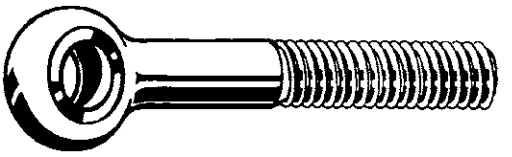

Technické údaje

d_1	b (min.): L≤125mm	b (min.): 125mm<L≤200mm	b (min.): L>200mm	d_2 (H9)	d_3 (max.)	P	s (max.)
M6	18	-	-	6	14	1	7
M8	22	28	-	8	18	1.25	9
M10	26	32	-	10	20	1.5	12
M12	30	36	49	12	25	1.75	14
M16	38	44	57	16	32	2	17
M20	46	52	65	18	40	2.5	22
M24	54	60	73	22	45	3	25
M27	60	66	79	25	50	3	27
M30	66	72	85	28	55	3.5	30

5

Skupiny produktů

Závit	Materiál	Třída	Kód	Strana
M	Oc	4.6	16180	5-4
M	NO A2	50	51790	5-5
M	NO A4	50	55790	5-5

16180 **Šroub s okem** **F11D**

Závit Metrický závit
Materiál Ocel
Třída 4.6

d_1 x L	✉	Kód výrobku	d_1 x L	✉	Kód výrobku	d_1 x L	✉	Kód výrobku
M6X30	25	16180.060.030				M20X140	5	16180.200.140
M6X40	25	16180.060.040	M12X60	10	16180.120.060	M20X150	5	16180.200.150
M6X50	25	16180.060.050	M12X70	10	16180.120.070	M20X160	5	16180.200.160
M6X60	25	16180.060.060	M12X80	10	16180.120.080	M20X180	5	16180.200.180
M6X70	25	16180.060.070	M12X90	10	16180.120.090	M20X200	5	16180.200.200
M6X80	25	16180.060.080	M12X100	10	16180.120.100	M20X260	5	16180.200.260
			M12X110	10	16180.120.110			
M8X40	25	16180.080.040	M12X120	10	16180.120.120	M24X80	5	16180.240.080
M8X45	25	16180.080.045	M12X130	10	16180.120.130	M24X100	5	16180.240.100
M8X50	25	16180.080.050	M12X140	10	16180.120.140	M24X110	5	16180.240.110
M8X60	25	16180.080.060	M12X150	10	16180.120.150	M24X120	5	16180.240.120
M8X70	25	16180.080.070				M24X130	5	16180.240.130
M8X80	25	16180.080.080	M16X60	10	16180.160.060	M24X140	5	16180.240.140
M8X90	25	16180.080.090	M16X70	10	16180.160.070	M24X150	5	16180.240.150
M8X100	25	16180.080.100	M16X80	10	16180.160.080	M24X160	5	16180.240.160
M8X110	25	16180.080.110	M16X90	10	16180.160.090	M24X180	5	16180.240.180
M8X120	25	16180.080.120	M16X100	10	16180.160.100	M24X200	5	16180.240.200
M8X130	25	16180.080.130	M16X110	10	16180.160.110	M24X220	5	16180.240.220
M8X140	25	16180.080.140	M16X120	10	16180.160.120			
			M16X130	10	16180.160.130	M27X120	5	16180.270.120
M10X40	25	16180.100.040	M16X140	10	16180.160.140	M27X140	5	16180.270.140
M10X50	25	16180.100.050	M16X150	10	16180.160.150	M27X160	5	16180.270.160
M10X60	25	16180.100.060	M16X160	10	16180.160.160	M27X180	5	16180.270.180
M10X65	25	16180.100.065	M16X180	10	16180.160.180	M27X200	5	16180.270.200
M10X70	25	16180.100.070	M16X200	10	16180.160.200			
M10X80	25	16180.100.080				M30X120	3	16180.300.120
M10X90	25	16180.100.090	M20X60	5	16180.200.060	M30X140	3	16180.300.140
M10X100	25	16180.100.100	M20X80	5	16180.200.080	M30X160	3	16180.300.160
M10X110	25	16180.100.110	M20X100	5	16180.200.100	M30X180	3	16180.300.180
M10X120	25	16180.100.120	M20X110	5	16180.200.110	M30X200	3	16180.300.200
M10X130	25	16180.100.130	M20X120	5	16180.200.120			
M10X140	25	16180.100.140	M20X130	5	16180.200.130			

51790 Šroub s okem R09A

Závit Metrický závit
Materiál Nerezocel A2
Třída 50

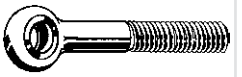

d_1 x L	✉	Kód výrobku
M6X30	10	51790.060.030
M6X35	10	51790.060.035
M6X40	10	51790.060.040
M6X45	10	51790.060.045
M6X50	10	51790.060.050
M6X55	10	51790.060.055
M6X60	10	51790.060.060
M6X70	10	51790.060.070
M6X80	10	51790.060.080
M8X30	10	51790.080.030
M8X35	10	51790.080.035
M8X40	10	51790.080.040
M8X45	10	51790.080.045
M8X50	10	51790.080.050
M8X55	10	51790.080.055
M8X60	10	51790.080.060
M8X65*	50	51790.080.065
M8X70	10	51790.080.070
M8X75	10	51790.080.075
M8X80	10	51790.080.080
M8X90	10	51790.080.090
M8X100	10	51790.080.100
M8X110	5	51790.080.110
M8X120	5	51790.080.120
M8X140	5	51790.080.140
M10X40	10	51790.100.040
M10X45	10	51790.100.045
M10X50	10	51790.100.050
M10X55	10	51790.100.055
M10X60	10	51790.100.060
M10X65	10	51790.100.065
M10X70	10	51790.100.070
M10X75	10	51790.100.075

d_1 x L	✉	Kód výrobku
M10X80	10	51790.100.080
M10X90	10	51790.100.090
M10X100	10	51790.100.100
M10X110	5	51790.100.110
M10X120	5	51790.100.120
M10X130	5	51790.100.130
M10X140	5	51790.100.140
M12X50	5	51790.120.050
M12X55	5	51790.120.055
M12X60	5	51790.120.060
M12X65	5	51790.120.065
M12X70	5	51790.120.070
M12X75	5	51790.120.075
M12X80	5	51790.120.080
M12X90	5	51790.120.090
M12X100	5	51790.120.100
M12X110	3	51790.120.110
M12X120	3	51790.120.120
M12X130	3	51790.120.130
M12X140	3	51790.120.140
M12X150	3	51790.120.150
M16X60	5	51790.160.060
M16X65	5	51790.160.065
M16X70	5	51790.160.070
M16X75*	25	51790.160.075
M16X80	5	51790.160.080
M16X90	5	51790.160.090
M16X100	5	51790.160.100
M16X110	5	51790.160.110
M16X120	3	51790.160.120
M16X130	3	51790.160.130
M16X140	3	51790.160.140
M16X150	3	51790.160.150

d_1 x L	✉	Kód výrobku
M16X160	3	51790.160.160
M16X180	3	51790.160.180
M16X200	3	51790.160.200
M20X70*	10	51790.200.070
M20X75	2	51790.200.075
M20X80	2	51790.200.080
M20X90	2	51790.200.090
M20X100	2	51790.200.100
M20X110	2	51790.200.110
M20X120	2	51790.200.120
M20X130	2	51790.200.130
M20X140	2	51790.200.140
M20X150	1	51790.200.150
M20X160	1	51790.200.160
M20X180	1	51790.200.180
M20X200	1	51790.200.200
M24X80	3	51790.240.080
M24X90	3	51790.240.090
M24X100*	10	51790.240.100
M24X110	3	51790.240.110
M24X120	3	51790.240.120
M24X130	3	51790.240.130
M24X140	3	51790.240.140
M24X150	3	51790.240.150
M24X180	3	51790.240.180
M24X200	3	51790.240.200
M24X220	3	51790.240.220
M27X120	3	51790.270.120
M27X160	3	51790.270.160
M27X180	3	51790.270.180
M27X200	3	51790.270.200

55790 Šroub s okem R49A

Závit Metrický závit
Materiál Nerezocel A4
Třída 50

d_1 x L	✉	Kód výrobku
M6X30	10	55790.060.030
M6X35*	50	55790.060.035
M6X40	10	55790.060.040
M6X45*	50	55790.060.045
M6X50	10	55790.060.050
M6X55*	50	55790.060.055
M6X60*	50	55790.060.060
M8X30	10	55790.080.030
M8X35*	50	55790.080.035
M8X40	10	55790.080.040
M8X45*	50	55790.080.045
M8X50	10	55790.080.050
M8X55*	50	55790.080.055
M8X60	10	55790.080.060
M8X65*	50	55790.080.065
M8X70	10	55790.080.070
M8X75*	50	55790.080.075
M8X80	10	55790.080.080
M8X90	10	55790.080.090
M8X100	10	55790.080.100
M10X40	10	55790.100.040
M10X45*	25	55790.100.045
M10X50	10	55790.100.050
M10X55*	25	55790.100.055
M10X60	10	55790.100.060
M10X65*	25	55790.100.065

d_1 x L	✉	Kód výrobku
M10X70	10	55790.100.070
M10X75*	25	55790.100.075
M10X80	10	55790.100.080
M10X90	10	55790.100.090
M10X100	10	55790.100.100
M10X110*	25	55790.100.110
M10X120*	25	55790.100.120
M12X50	5	55790.120.050
M12X55*	25	55790.120.055
M12X60	5	55790.120.060
M12X65*	25	55790.120.065
M12X70	5	55790.120.070
M12X75*	25	55790.120.075
M12X80	5	55790.120.080
M12X90	5	55790.120.090
M12X100	5	55790.120.100
M12X110*	25	55790.120.110
M12X120	3	55790.120.120
M12X130*	25	55790.120.130
M12X140*	10	55790.120.140
M12X150*	10	55790.120.150
M16X60*	25	55790.160.060
M16X65*	25	55790.160.065
M16X70	5	55790.160.070
M16X75*	25	55790.160.075
M16X80	5	55790.160.080

d_1 x L	✉	Kód výrobku
M16X90	5	55790.160.090
M16X100	5	55790.160.100
M16X110*	25	55790.160.110
M16X120	3	55790.160.120
M16X130	3	55790.160.130
M16X140*	10	55790.160.140
M16X150*	10	55790.160.150
M20X70*	10	55790.200.070
M20X75*	10	55790.200.075
M20X80	2	55790.200.080
M20X90	2	55790.200.090
M20X100	2	55790.200.100
M20X110*	10	55790.200.110
M20X120	2	55790.200.120
M20X130*	10	55790.200.130
M20X140*	10	55790.200.140
M20X150*	10	55790.200.150
M20X180	1	55790.200.180
M24X80*	10	55790.240.080
M24X90*	10	55790.240.090
M24X100	3	55790.240.100
M24X110*	10	55790.240.110
M24X120	3	55790.240.120
M24X130*	10	55790.240.130
M24X140	3	55790.240.140
M24X150*	10	55790.240.150

55790	Šroub s okem	←

d_1 x L	✉	Kód výrobku
M24X220	10	55790.240.220

Šroub s okem a závitem k hlavě

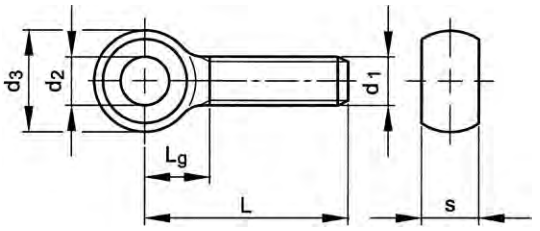

DIN **444 LB**
NEN 2310 B

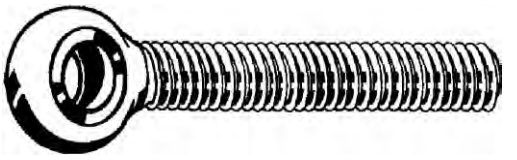

Technické údaje

d_1	d_2 (H9)	d_3 (max.)	Lg (max.)	P	s (max.)
M5	5	12	11	0.8	6
M6	6	14	14	1	7
M8	8	18	16	1.25	9
M10	10	20	18	1.5	12
M12	12	25	23	1.75	14
M16	16	32	27	2	17
M20	18	40	32	2.5	22

5

16182	Šroub s okem a závitem k hlavě	F11D

Závit	Metrický závit
Materiál	Ocel
Třída	4.6
Povrchová úprava	Pozinkované

RoHS

d_1 x L	✉	Kód výrobku	d_1 x L	✉	Kód výrobku	d_1 x L	✉	Kód výrobku
M5X25	50	16182.050.025	M10X75	25	16182.100.075	M16X90	10	16182.160.090
M5X35	50	16182.050.035	M10X80	25	16182.100.080	M16X100	10	16182.160.100
			M10X100	25	16182.100.100	M16X110	10	16182.160.110
M6X30	25	16182.060.030	M10X120	25	16182.100.120	M16X120	10	16182.160.120
M6X40	25	16182.060.040	M10X140	25	16182.100.140	M16X140	10	16182.160.140
M6X50	25	16182.060.050				M16X160	10	16182.160.160
			M12X60	10	16182.120.060	M16X180	10	16182.160.180
M8X40	25	16182.080.040	M12X70	10	16182.120.070	M16X200	10	16182.160.200
M8X50	25	16182.080.050	M12X80	10	16182.120.080			
M8X60	25	16182.080.060	M12X100	10	16182.120.100	M20X100	5	16182.200.100
M8X80	25	16182.080.080	M12X110	10	16182.120.110	M20X120	5	16182.200.120
			M12X120	10	16182.120.120	M20X140	5	16182.200.140
M10X40	25	16182.100.040	M12X140	10	16182.120.140	M20X150	5	16182.200.150
M10X50	25	16182.100.050				M20X160	5	16182.200.160
M10X60	25	16182.100.060	M16X70	10	16182.160.070	M20X180	5	16182.200.180
M10X70	25	16182.100.070	M16X80	10	16182.160.080	M20X200	5	16182.200.200

Zvedací šroub s okem, značení CE

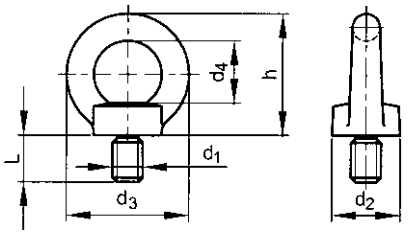

DIN	**580**
ISO	3266
NEN	1927
BS	4278

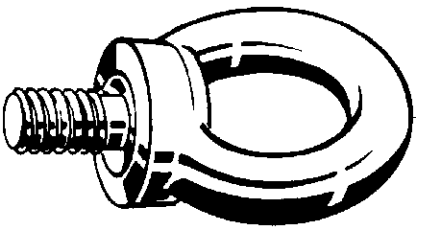

Technické údaje

d_1	d_2	d_3	d_4	h	L	P
M6 (≠DIN)	20	36	20	36	13	1
M8	20	36	20	36	13	1.25
M10	25	45	25	45	17	1.5
M12	30	54	30	53	20.5	1.75
M14 (≠DIN)	30	54	30	53	20.5	2
M16	35	63	35	62	27	2
M18 (≠DIN)	35	63	35	62	27	2.5
M20	40	72	40	71	30	2.5
M22 (≠DIN)	40	72	40	71	30	2.5
M24	50	90	50	90	36	3
M27 (≠DIN)	50	90	50	90	36	3
M30	65	108	60	109	45	3.5
M33 (≠DIN)	65	108	60	109	45	3.5
M36	75	126	70	128	54	4
M39 (≠DIN)	75	126	70	128	54	4
M42	85	144	80	147	63	4.5
M45 (≠DIN)	85	144	80	147	63	4.5
M48	100	166	90	168	68	5
M52 (≠DIN)	110	184	100	187	78	5
M56	110	184	100	187	78	5.5
M64	120	206	110	208	90	6
M72x6	150	260	140	260	100	6

- Když je zvedací šroub součástí zvedacího zařízení, pak je nutné jeho označení CE. Šroub s okem nemusí být označený CE, pokud není použití na zvedání (např. tažné zařízení) nebo je použitý jednorázově (na stěhovaní stroje).

Maximální zatížení L (N)

		M6	M8	M10	M12	M14	M16	M18	M20	M22	M24	M27
1 x šroubu	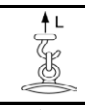	900	1400	2300	3400	5000	7000	9300	12000	15000	18000	25000
2 x šroubu	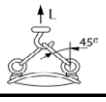	600	1000	1700	2400	3500	5000	6500	8600	10500	12900	18300

		M30	M33	M36	M39	M42	M45	M48	M52	M56	M64	M72x6
1 x šroubu	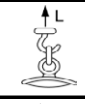	32000	42000	46000	60000	63000	78000	86000	99000	115000	160000	200000
2 x šroubu	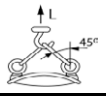	23000	30500	33000	44000	45000	55000	61000	71000	82000	110000	140000

Skupiny produktů

Závit	Materiál	Třída	Povrchová úprava		Kód	Strana
M	Oc C15E				16000	5-8
M	Oc C15E		Zn		16010	5-8
M	NO A2			odlitek	51940	5-8
M	NO A2	50		kované	51941	5-8
M	NO A4			odlitek	55940	5-8
M	NO A4	50		kované	55941	5-9

16000 Zvedací šroub s okem, značení CE — F11E

Závit Metrický závit
Materiál Ocel C15E

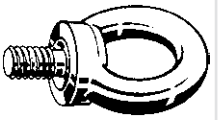

d_1	✉	Kód výrobku	d_1	✉	Kód výrobku	d_1	✉	Kód výrobku
M6	25	16000.060.001	M20	10	16000.200.001	M39	1	16000.390.001
M8	25	16000.080.001	M22	5	16000.220.001	M42	1	16000.420.001
M10	25	16000.100.001	M24	5	16000.240.001	M48	1	16000.480.001
M12	25	16000.120.001	M27	5	16000.270.001	M56	1	16000.560.001
M14	10	16000.140.001	M30	1	16000.300.001	M64	1	16000.640.001
M16	10	16000.160.001	M33	1	16000.330.001			
M18	10	16000.180.001	M36	1	16000.360.001	M72X6,00	1	16000.720.001

16010 Zvedací šroub s okem, značení CE — F11E

Závit Metrický závit
Materiál Ocel C15E
Povrchová úprava Pozinkované

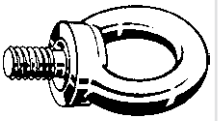

d_1	✉	Kód výrobku	d_1	✉	Kód výrobku	d_1	✉	Kód výrobku
M6	25	16010.060.001	M20	10	16010.200.001	M39	1	16010.390.001
M8	25	16010.080.001	M22	5	16010.220.001	M42	1	16010.420.001
M10	25	16010.100.001	M24	5	16010.240.001	M45	1	16010.450.001
M12	25	16010.120.001	M27	5	16010.270.001	M48	1	16010.480.001
M14	10	16010.140.001	M30	1	16010.300.001	M52	1	16010.520.001
M16	10	16010.160.001	M33	1	16010.330.001	M56	1	16010.560.001
M18	10	16010.180.001	M36	1	16010.360.001	M64	1	16010.640.001

51940 Zvedací šroub s okem odlitek — R09A

Závit Metrický závit
Materiál Nerezocel A2
DIN ≠580

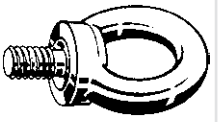

d_1	✉	Kód výrobku	d_1	✉	Kód výrobku	d_1	✉	Kód výrobku
M6	10	51940.060.001	M16	5	51940.160.001	M27	3	51940.270.001
M8	10	51940.080.001	M20	5	51940.200.001	M30	1	51940.300.001
M10	10	51940.100.001	M24	3	51940.240.001	M36*	1	51940.360.001
M12	10	51940.120.001						

51941 Zvedací šroub s okem kované — R09A

Závit Metrický závit
Materiál Nerezocel A2
Třída 50

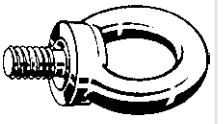

d_1	✉	Kód výrobku	d_1	✉	Kód výrobku	d_1	✉	Kód výrobku
M6*	25	51941.060.001	M16*	10	51941.160.001	M27*	5	51941.270.001
M8*	25	51941.080.001	M20*	10	51941.200.001	M30*	5	51941.300.001
M10*	25	51941.100.001	M24*	5	51941.240.001	M36*	1	51941.360.001
M12*	10	51941.120.001						

55940 Zvedací šroub s okem odlitek — R49A

Závit Metrický závit
Materiál Nerezocel A4
DIN ≠580

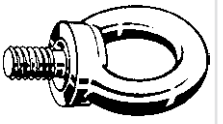

d_1	✉	Kód výrobku	d_1	✉	Kód výrobku	d_1	✉	Kód výrobku
M6	10	55940.060.001	M16	5	55940.160.001	M27	3	55940.270.001
M8	10	55940.080.001	M20	5	55940.200.001	M30	1	55940.300.001
M10	10	55940.100.001	M24	3	55940.240.001	M36*	1	55940.360.001
M12	10	55940.120.001						

55941	Lifting eye bolt kované	R49A

Závit Metrický závit
Materiál Nerezocel A4
Třída 50

CE

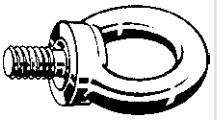

d_1	✉	Kód výrobku	d_1	✉	Kód výrobku	d_1	✉	Kód výrobku
M6*	25	55941.060.001	M16*	10	55941.160.001	M27*	5	55941.270.001
M8*	25	55941.080.001	M20*	10	55941.200.001	M30*	5	55941.300.001
M10*	25	55941.100.001	M24*	5	55941.240.001	M36*	1	55941.360.001
M12*	10	55941.120.001						

Zvedací šroub s okem nemetrický

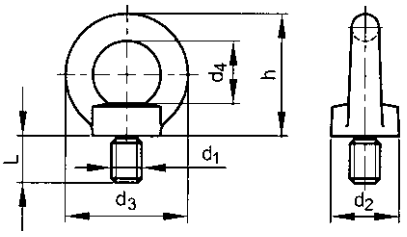

DIN **≈580 (1957)**
NEN ≈2347 (1960)

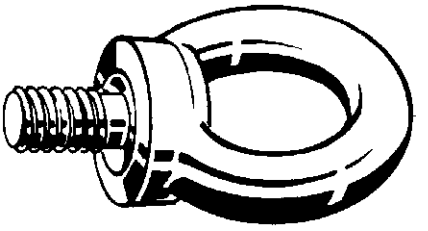

5

Technické údaje

d_1	d_2	d_3	d_4	h	L	Závitů na palec
5/16	20	36	20	36	13	18
3/8	25	45	25	45	17	16
1/2	30	54	30	53	22	12
5/8	35	63	35	62	27	11
3/4	40	72	40	71	30	10
7/8	45	81	45	81	35	9
1 Inch	50	90	50	90	36	8
1.1/4	65	108	60	109	45	7
1.1/2	75	126	70	128	55	6
1.3/4	100	166	90	168	70	5
2 Inch	100	166	90	168	70	4.5

- Whitworthův závit (BSW/BSF) není mezinárodně doporučen. Doporučujeme použít metrický (M/MF) nebo sjednocený (UNC/UNF) závit.
- Materiál C15 je normalizován a vyznačuje se minimální rázovou pevností 80 Joule (zkušební vzorek dle ISO), resp. 90 Joule (zkušební vzorek dle DIN).

Maximální zatížení L (N)

		5/16	3/8	1/2	5/8	3/4	7/8	1.IN.	1.1/4	1.1/2	1.3/4	2.IN.
1 x šroubu	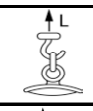	1400	2300	3400	7000	12000	18000	18000	46000	63000	86000	115000
2 x šroubu	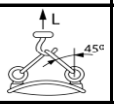	1000	1700	2400	5000	8600	12900	12900	33000	45000	61000	82000

16040	Zvedací šroub s okem nemetrický	X08A

Závit British Standard Whitworth
Materiál Ocel C15

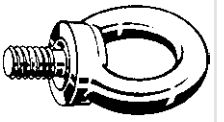

d_1	✉	Kód výrobku	d_1	✉	Kód výrobku	d_1	✉	Kód výrobku
5/16	25	16040.079.001	3/4	10	16040.191.001	1.1/2	1	16040.381.001
3/8	25	16040.096.001	7/8	5	16040.222.001	1.3/4	1	16040.444.001
1/2	25	16040.127.001	1 Inch	5	16040.254.001	2 Inch	1	16040.508.001
5/8	10	16040.158.001	1.1/4	1	16040.317.001			

Matice s okem, značení CE

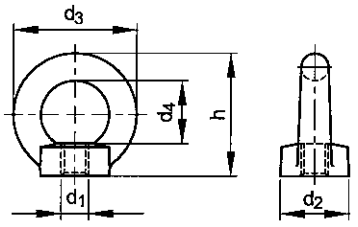

DIN **582**
NEN 1928

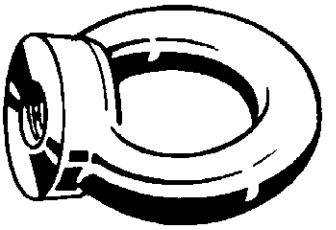

Technické údaje

d_1	d_2	d_3	d_4	h	P
M6 (≠DIN)	20	36	20	36	1
M8	20	36	20	36	1.25
M10	25	45	25	45	1.5
M12	30	54	30	53	1.75
M14 (≠DIN)	30	54	30	53	2
M16	35	63	35	62	2
M18 (≠DIN)	35	63	35	62	2.5
M20	40	72	40	71	2.5
M22 (≠DIN)	40	72	40	71	2.5
M24	50	90	50	90	3
M27 (≠DIN)	65	108	60	109	3
M30	65	108	60	109	3.5
M33 (≠DIN)	65	108	60	109	3.5
M36	75	126	70	128	4
M39 (≠DIN)	75	126	70	128	4
M42	85	144	80	147	4.5
M48	100	166	90	168	5
M56	110	184	100	187	5.5
M64	120	206	110	208	6
M72x6	150	260	140	260	6

- Když je zvedací matice součástí zvedacího zařízení, pak je nutné její označení CE. Matice s okem nemusí být označena CE, pokud není použita na zvedání (např. tažné zařízení).

Maximální zatížení L (N)

		M6	M8	M10	M12	M14	M16	M18	M20	M22	M24	M27
1 x matice	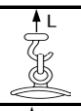	900	1400	2300	3400	5000	7000	9300	12000	15000	18000	25000
2 x matice	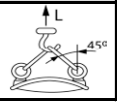	600	1000	1700	2400	3500	5000	6500	8600	10500	12900	18300

		M30	M33	M36	M39	M42	M45	M48	M52	M56	M64	M72x6
1 x matice		32000	42000	46000	60000	63000	78000	86000	99000	115000	160000	200000
2 x matice	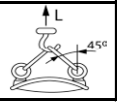	23000	30500	33000	44000	45000	55000	61000	71000	82000	110000	140000

Skupiny produktů

Závit	Materiál	Třída	Povrchová úprava		Kód	Strana
M	Oc C15E				16100	5-11
M	Oc C15E		Zn		16110	5-11
M	NO A2	50		kované	51950	5-11
M	NO A2			odlitek	51951	5-11
M	NO A4	50		kované	55950	5-11
M	NO A4			odlitek	55951	5-12

16100 Matice s okem, značení CE — F11E

Závit Metrický závit
Materiál Ocel C15E

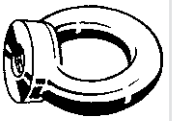

d_1	✉	Kód výrobku	d_1	✉	Kód výrobku	d_1	✉	Kód výrobku
M6	25	16100.060.001	M20	10	16100.200.001	M39	1	16100.390.001
M8	25	16100.080.001	M22	5	16100.220.001	M42	1	16100.420.001
M10	25	16100.100.001	M24	5	16100.240.001	M48	1	16100.480.001
M12	25	16100.120.001	M27	5	16100.270.001	M56	1	16100.560.001
M14	10	16100.140.001	M30	1	16100.300.001	M64	1	16100.640.001
M16	10	16100.160.001	M33	1	16100.330.001			
M18	10	16100.180.001	M36	1	16100.360.001	M72X6,00	1	16100.720.001

16110 Matice s okem, značení CE — F11E

Závit Metrický závit
Materiál Ocel C15E
Povrchová úprava Pozinkované

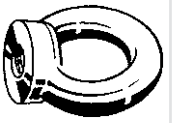

d_1	✉	Kód výrobku	d_1	✉	Kód výrobku	d_1	✉	Kód výrobku
M6	25	16110.060.001	M20	10	16110.200.001	M36	1	16110.360.001
M8	25	16110.080.001	M22	5	16110.220.001	M39	1	16110.390.001
M10	25	16110.100.001	M24	5	16110.240.001	M42	1	16110.420.001
M12	25	16110.120.001	M27	5	16110.270.001	M48	1	16110.480.001
M14	10	16110.140.001	M30	1	16110.300.001	M56	1	16110.560.001
M16	10	16110.160.001	M33	1	16110.330.001	M64	1	16110.640.001
M18	10	16110.180.001						

51950 Matice s okem kované — R09A

Závit Metrický závit
Materiál Nerezocel A2
Třída 50

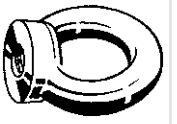

d_1	✉	Kód výrobku	d_1	✉	Kód výrobku	d_1	✉	Kód výrobku
M6	10	51950.060.001	M16	5	51950.160.001	M27*	5	51950.270.001
M8	10	51950.080.001	M20	5	51950.200.001	M30*	5	51950.300.001
M10	10	51950.100.001	M24	3	51950.240.001	M36*	1	51950.360.001
M12	10	51950.120.001						

51951 Matice s okem odlitek — R09A

Závit Metrický závit
Materiál Nerezocel A2
DIN ≠582

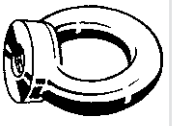

d_1	✉	Kód výrobku	d_1	✉	Kód výrobku	d_1	✉	Kód výrobku
M6*	25	51951.060.001	M16*	10	51951.160.001	M27*	5	51951.270.001
M8*	25	51951.080.001	M20*	10	51951.200.001	M30*	5	51951.300.001
M10*	25	51951.100.001	M24*	5	51951.240.001	M36*	1	51951.360.001
M12*	10	51951.120.001						

55950 Matice s okem kované — R49A

Závit Metrický závit
Materiál Nerezocel A4
Třída 50

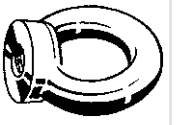

d_1	✉	Kód výrobku	d_1	✉	Kód výrobku	d_1	✉	Kód výrobku
M6*	25	55950.060.001	M12	10	55950.120.001	M24	3	55950.240.001
M8	10	55950.080.001	M16	5	55950.160.001	M27*	5	55950.270.001
M10	10	55950.100.001	M20	5	55950.200.001	M36*	1	55950.360.001

55951	Matice s okem odlitek	R49A

Závit Metrický závit
Materiál Nerezocel A4

DIN ≠582

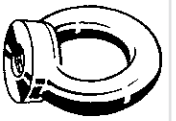

d_1	✉	Kód výrobku	d_1	✉	Kód výrobku	d_1	✉	Kód výrobku
M6*	25	55951.060.001	M16*	10	55951.160.001	M27*	5	55951.270.001
M8*	25	55951.080.001	M20*	10	55951.200.001	M30*	5	55951.300.001
M10*	25	55951.100.001	M24*	5	55951.240.001	M36*	1	55951.360.001
M12*	10	55951.120.001						

Matice s okem

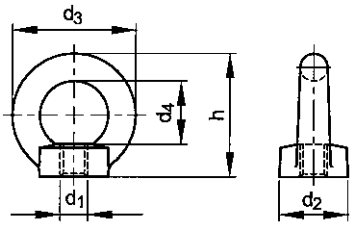

DIN **≈582 (1957)**
NEN ≈2348 (1960)

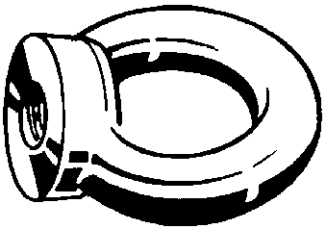

5

Technické údaje

d_1	d_2	d_3	d_4	h	Závitů na palec
5/16	20	36	20	36	18
3/8	25	45	25	45	16
1/2	30	54	30	53	12
5/8	35	63	35	62	11
3/4	40	72	40	71	10
7/8	45	81	45	81	9
1 Inch	50	90	50	90	8
1.1/4	65	108	60	109	7
1.1/2	75	126	70	128	6
1.3/4	85	144	80	147	5
2 Inch	100	166	90	168	4.5

- Whitworthův závit (BSW/BSF) není mezinárodně doporučen.
- Doporučujeme použít metrický (M/MF) nebo sjednocený (UNC/UNF) závit.

Maximální zatížení (N)

		5/16	3/8	1/2	5/8	3/4	7/8	1.IN.	1.1/4	1.1/2	1.3/4	2.IN.
1 x matice		1400	2300	3400	7000	12000	18000	18000	46000	63000	86000	115000
2 x matice	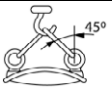	1000	1700	2400	5000	8600	12900	12900	33000	45000	61000	82000

16140	Matice s okem	X08A

Závit British Standard Whitworth
Materiál Ocel C15

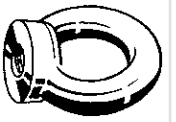

d_1	✉	Kód výrobku	d_1	✉	Kód výrobku	d_1	✉	Kód výrobku
5/16	25	16140.079.001	5/8	10	16140.158.001	1 Inch	5	16140.254.001
3/8	25	16140.096.001	3/4	10	16140.191.001	1.1/4	1	16140.317.001
1/2	25	16140.127.001	7/8	5	16140.222.001	1.1/2	1	16140.381.001

Napínací matice z trubek

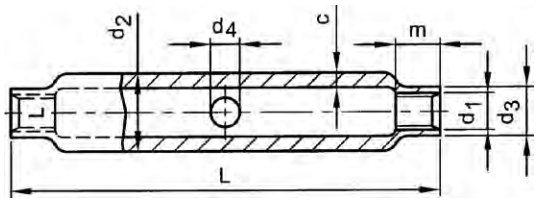

DIN 1478

Technické údaje

d_1	c	d_2 (min.)	d_3	d_4	L	m	Nastavitelný	P
M6	2.9	17.2	9	6	110	7.5	90	1
M8	3.6	17.2	12	8	110	10	85	1.25
M10	4	21.3	15	8	125	12	95	1.5
M12	4	25	18	10	125	15	90	1.75
M16	4.5	30	24	10	170	20	120	2
M20	5	33.7	30	12	200	24	140	2.5
M24	5.6	42.4	33	12	255	29	180	3

5

16151 Napínací matice z trubek **F11F**

Závit Metrický závit
Materiál Ocel
Povrchová úprava Pozinkované

d_1	✉	Kód výrobku	d_1	✉	Kód výrobku	d_1	✉	Kód výrobku
M6	10	16151.060.001	M12	5	16151.120.001	M20	2	16151.200.001
M8	10	16151.080.001	M16	5	16151.160.001	M24	2	16151.240.001
M10	5	16151.100.001						

Šestihranná napínací matice

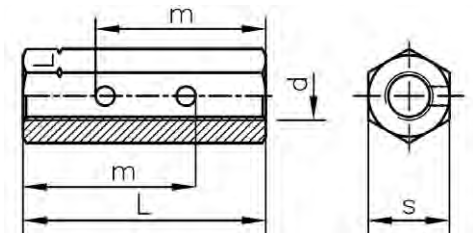

DIN ≈1479

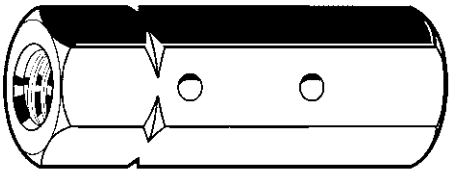

Technické údaje

d	L	m	Nastavitelný	P	s
M6	30	22.5	15	1	10
M8	35	25	15	1.25	13
M10	45	33	21	1.5	16
M12	55	40	25	1.75	18
M16	75	55	35	2	24
M20	95	24	47	2.5	30
M24	115	29	57	3	36

16153 Šestihranná napínací matice **F11F**

Závit Metrický závit
Materiál Ocel Min.330N/mm²
Povrchová úprava Pozinkované

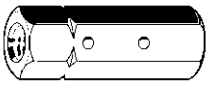

d	✉	Kód výrobku	d	✉	Kód výrobku	d	✉	Kód výrobku
M6	10	16153.060.001	M12	5	16153.120.001	M20	2	16153.200.001
M8	10	16153.080.001	M16	5	16153.160.001	M24	2	16153.240.001
M10	5	16153.100.001						

Napínací matice

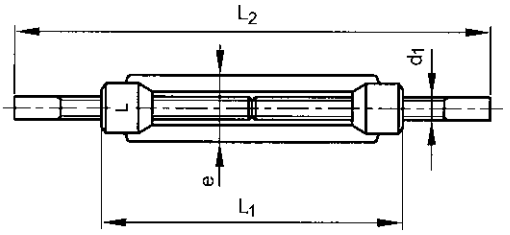

DIN 1480

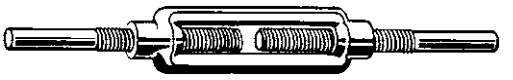

Technické údaje

d_1	e	L_1	L_2 (min.)	L_2 (max.)	P	Přípustné zatížení v N
M6	19	110	240	338	1	2250
M8	23	110	240	338	1.25	4100
M10	30	125	300	407	1.5	6500
M12	34	125	300	407	1.75	9300
M16	42	170	400	543	2	17700
M20	52	200	440	606	2.5	27000
M24	60	255	520	736	3	39200
M30	74	255	520	736	3.5	62500
M36	86	295	600	840	4	91000
M42	104	330	700	967	4.5	125000
M48	135	355	760	1 037	5	165000
M56	135	355	820	1 097	5.5	230000

5

16160 **Napínací matice se dvěma navařovacími čepy ze svařitelné oceli třídy 3.6** **F11F**

Závit Metrický závit
Materiál Ocel Min.330N/mm²

d_1	✉	Kód výrobku	d_1	✉	Kód výrobku	d_1	✉	Kód výrobku
M6	10	16160.060.001	M16	5	16160.160.001	M36	1	16160.360.001
M8	10	16160.080.001	M20	2	16160.200.001	M42	1	16160.420.001
M10	5	16160.100.001	M24	2	16160.240.001	M48	1	16160.480.001
M12	5	16160.120.001	M30	2	16160.300.001	M56	1	16160.560.001

Napínací matice

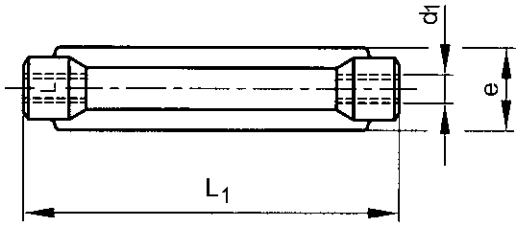

DIN 1480



Technické údaje

d_1	e	L_1	P	d_1	e	L_1	P
M6	19	110	1	M16	42	170	2
M8	23	110	1.25	M20	52	200	2.5
M10	30	125	1.5	M24	60	255	3
M12	34	125	1.75	M30	74	255	3.5

- Ocelové (min. napínací síla 330 N/mm²) napínací matice jsou pozinkované nebo žárově zinkované s ISO-metrickým závitem - může se lišit podle dostupnosti.
- Háky a oka jsou třídy 3.6 a jsou pozinkované.

5

16150 Napínací matice **F11F**

Závit Metrický závit
Materiál Ocel Min.330N/mm²
Povrchová úprava Pozinkované/Žárový zinek



d_1	✉	Kód výrobku	d_1	✉	Kód výrobku	d_1	✉	Kód výrobku
M6 ZINC	10	16150.060.001	M12 ZINC	5	16150.120.001	M24 HOT D.G.	2	16150.240.001
M8 ZINC	10	16150.080.001	M16 HOT D.G.	5	16150.160.001	M30 HOT D.G.	2	16150.300.001
M10 ZINC	5	16150.100.001	M20 HOT D.G.	2	16150.200.001			

Napínací matice s hákem a okem

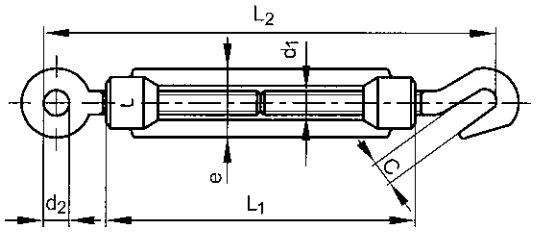

DIN ≈1480

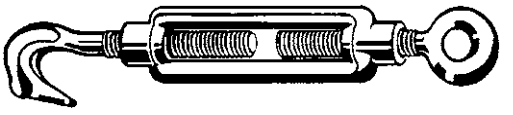

Technické údaje

d_1	c	d_2	e	L_1	L_2 (min.)	L_2 (max.)	P	Přípustné zatížení v N
M6	8	10	19	110	150	234	1	750
M8	10	11	23	110	161	245	1.25	1650
M10	13	14	30	125	188	285	1.5	2350
M12	17	17	34	125	208	305	1.75	3200
M16	16.5	23	42	170	299	433	2	5300
M20	17	25	52	200	341	495	2.5	7300
M24	23	34	60	255	394	594	3	15500
M30	29	38	74	255	441	635	3.5	22400

16170 Napínací matice s hákem a okem **F11F**

Závit Metrický závit
Materiál Ocel Min.330N/mm²
Povrchová úprava Pozinkované/Žárový zinek

d_1	✉	Kód výrobku	d_1	✉	Kód výrobku	d_1	✉	Kód výrobku
M6 ZINC	10	16170.060.001	M12 ZINC	5	16170.120.001	M24 HOT D.G.	2	16170.240.001
M8 ZINC	10	16170.080.001	M16 HOT D.G.	5	16170.160.001	M30 HOT D.G.	2	16170.300.001
M10 ZINC	5	16170.100.001	M20 HOT D.G.	2	16170.200.001			

- Ocelové (min. napínací síla 330 N/mm²) napínací matice jsou pozinkované nebo žárově zinkované s ISO-metrickým závitem - může se lišit podle dostupnosti.
- Háky a oka jsou třídy 3.6 a jsou pozinkované.

Napínací matice s hákem a okem Nerezocel

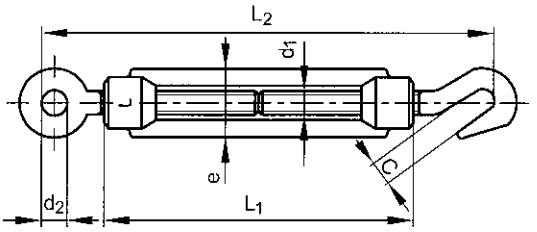

DIN ≈1480

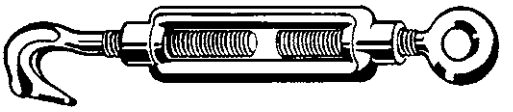

Technické údaje

d_1	c	d_2	e	L_1	L_2 (min.)	L_2 (max.)	P	Přípustné zatížení v N
M6	10	10	18	90	140	220	1	750
M8	11	14	21	120	180	280	1.25	1650
M10	12	16	25	150	230	360	1.5	2350
M12	14	18	31	200	280	460	1.75	3200
M16	16	26	40	250	370	590	2	5300
M20	18	30	49	300	420	650	2.5	7300

5

51742 **Napínací matice s hákem a okem Nerezocel** **R09A**

Závit Metrický závit
Materiál Nerezocel A4

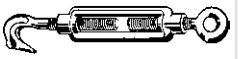

d_1	✉	Kód výrobku	d_1	✉	Kód výrobku	d_1	✉	Kód výrobku
M6	10	51742.060.001	M10	5	51742.100.001	M16	5	51742.160.001
M8	10	51742.080.001	M12	5	51742.120.001	M20	2	51742.200.001

Napínací matice se dvěma oky

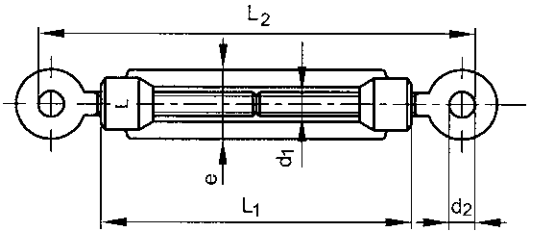

DIN ≈1480

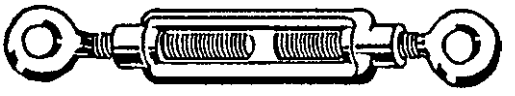

Technické údaje

d_1	d_2	e	L_1	L_2 (min.)	L_2 (max.)	P	Přípustné zatížení v N
M5 (≠DIN)	8	16.6	78.5	119	179	0.8	1400
M6	10	19	110	150	234	1	2250
M8	10	23	110	156	240	1.25	4100
M10	14	30	125	186	282	1.5	6500
M12	17	34	125	196	293	1.75	9300
M14 (≠DIN)	17.6	38	140	234	344	2	13200
M16	23	42	170	294	428	2	17700
M20	25	52	200	352	506	2.5	27000
M24	34	60	235	391	589	3	39200
M30	38	74	255	441	636	3.5	62500

16177 **Napínací matice se dvěma oky** **F11F**

Závit Metrický závit
Materiál Ocel Min.330N/mm²
Povrchová úprava Pozinkované/Žárový zinek

d_1	✉	Kód výrobku	d_1	✉	Kód výrobku	d_1	✉	Kód výrobku
M5 = 3/16 ZINC	10	16177.050.001	M12 ZINC	5	16177.120.001	M20 HOT D.G.	2	16177.200.001
M6 ZINC	10	16177.060.001	M14 = 9/16 ZINC	5	16177.140.001	M24 HOT D.G.	2	16177.240.001
M8 ZINC	10	16177.080.001	M16 HOT D.G.	5	16177.160.001	M30 HOT D.G.	2	16177.300.001
M10 ZINC	5	16177.100.001						

16177 **Napínací matice se dvěma oky** ←

- Ocelové (min. napínací síla 330 N/mm^2) napínací matice jsou pozinkované nebo žárově zinkované s ISO-metrickým závitem - může se lišit podle dostupnosti.
- Háky a oka jsou třídy 3.6 a jsou pozinkované.

Napínací matice se dvěma oky nerez ocel

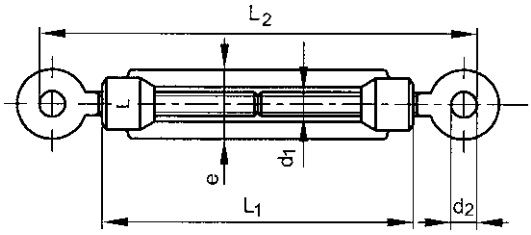

DIN **≈1480**

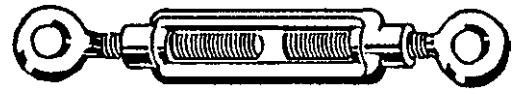

Technické údaje

d_1	d_2	e	L_1	L_2 (min.)	L_2 (max.)	P	Přípustné zatížení v N
M6	10	18	90	140	220	1	2250
M8	14	21	120	180	280	1.25	4100
M10	16	25	150	230	360	1.5	6500
M12	18	31	200	280	460	1.75	9300
M16	26	40	250	370	590	2	17700
M20	30	49	300	420	650	2.5	27000

51744 **Napínací matice se dvěma oky nerez ocel** **R09A**

Závit Metrický závit
Materiál Nerezocel A4

d_1	✉	Kód výrobku	d_1	✉	Kód výrobku	d_1	✉	Kód výrobku
M6	10	51744.060.001	M10	5	51744.100.001	M16	5	51744.160.001
M8	10	51744.080.001	M12	5	51744.120.001	M20	2	51744.200.001

5

Napínací matice se dvěma háky

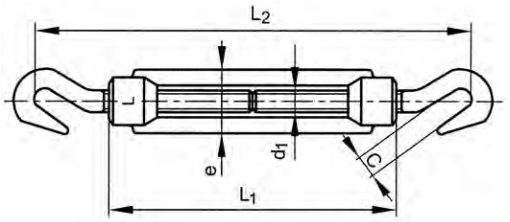

DIN ≈1480

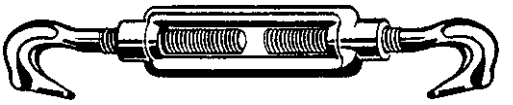

Technické údaje

d_1	c	e	L_1	L_2 (min.)	L_2 (max.)	P	Přípustné zatížení v N
M5 (≠DIN)	7	16.5	70	107	157	0.8	500
M6	8	19	110	150	234	1	750
M8	10	23	110	166	250	1.25	1650
M10	13	30	125	189	289	1.5	2350
M12	17	34	125	220	317	1.75	3200
M16	16.5	42	170	304	438	2	5300

16178 **Napínací matice se dvěma háky** **F11F**

Závit Metrický závit
Materiál Ocel Min.330N/mm²
Povrchová úprava Pozinkované

d_1	✉	Kód výrobku	d_1	✉	Kód výrobku	d_1	✉	Kód výrobku
M5 = 3/16	10	16178.050.001	M8	10	16178.080.001	M12	5	16178.120.001
M6	10	16178.060.001	M10	5	16178.100.001	M16 = 5/8	5	16178.160.001

- Ocelové (min. napínací síla 330 N/mm²) napínací matice jsou pozinkované nebo žárově zinkované s ISO-metrickým závitem - může se lišit podle dostupnosti.
- Háky a oka jsou třídy 3.6 a jsou pozinkované.

Napínací matice se dvěma háky nerez ocel

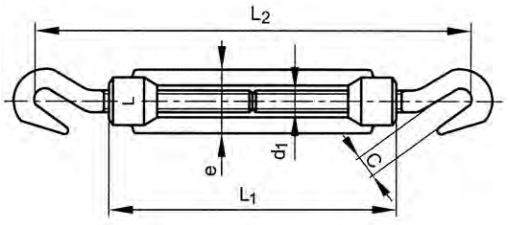

DIN ≈1480

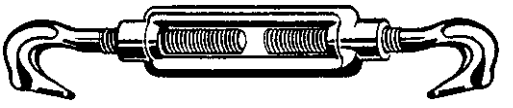

Technické údaje

d_1	c	e	L_1	L_2 (min.)	L_2 (max.)	P	Přípustné zatížení v N
M6	10	18	90	140	220	1	750
M8	11	21	120	180	280	1.25	1650
M10	12	25	150	230	360	1.5	2350
M12	14	31	200	280	460	1.75	3200
M16	16	40	250	370	590	2	5300
M20	18	49	300	420	650	2.5	7300

51743 **Napínací matice se dvěma háky nerez ocel** **R09A**

Závit Metrický závit
Materiál Nerezocel A4

d_1	✉	Kód výrobku	d_1	✉	Kód výrobku	d_1	✉	Kód výrobku
M6	10	51743.060.001	M10	5	51743.100.001	M16	5	51743.160.001
M8	10	51743.080.001	M12	5	51743.120.001	M20	2	51743.200.001

Napínací matice se dvěma plochými oky

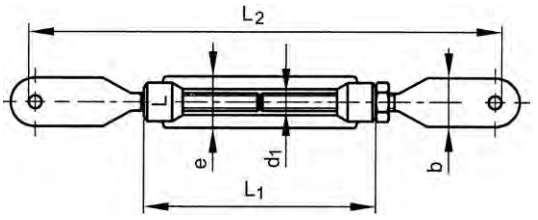

DIN **≈1480**

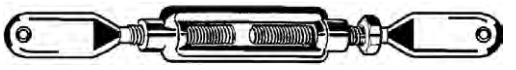

Technické údaje

d_1	b	e	L_1	L_2 (min.)	L_2 (max.)	P	Tloušťka plochých ok	Přípustné zatížení v N
M12	30	34	125	325	430	1.5	4	9300
M16	40	42	170	472	615	1.75	4	17700
M20	50	52	200	463	630	2	5	27000

16172 **Napínací matice se dvěma plochými oky** **F11F**

Závit Metrický závit
Materiál Ocel Min.330N/mm²
Povrchová úprava Pozinkované

d_1	✉	Kód výrobku	d_1	✉	Kód výrobku	d_1	✉	Kód výrobku
M12	5	16172.120.001	M16	5	16172.160.001	M20	2	16172.200.001

- Ocelové (min. napínací síla 330 N/mm²) napínací matice jsou pozinkované nebo žárově zinkované s ISO-metrickým závitem - může se lišit podle dostupnosti.
- Oka jsou třídy 3.6 a jsou pozinkované.

D-článek řetězu

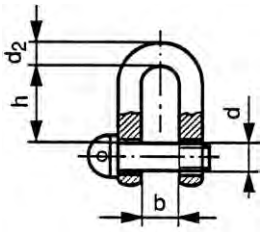

DIN **≈82101 A**
NEN ≈964



Technické údaje

d	b	d_2	h	Přípustné zatížení v kN
5	7	4/5	15.5	1
6	8	5/6	18	1.6
8	11	7/8	24	2.5
10	14	9/10	30	4
11 (≠DIN)	22	11	44	-
12	17	10/12	36	6.3
14 (≠DIN)	28	14	53	-
16	21	13/15	49	10
19 (≠DIN)	38	19	74	-
20	27	17/19	61	16
22	30	19/21	67	20
24	33	21/23	73	25
25 (≠DIN)	51	25	100	-
28 (≠DIN)	57	28	115	-
32 (≠DIN)	64	32	127	-
38 (≠DIN)	76	37	152	-

- D-články řetězu jsou galvanicky pozinkované nebo žárově zinkované, tyto odlišnosti mohou nastat v důsledku dostupnosti.
- V závislosti na dostupnosti se mohou lišit i rozměry.
- Nepoužít pro zvedací aplikace.

16813 **D-článek řetězu** **F11H**

Materiál Ocel
Povrchová úprava Pozinkované/Žárový zinek

d	✉	Kód výrobku	d	✉	Kód výrobku	d	✉	Kód výrobku
5 MM ZN	25	16813.050.001	14 MM= 9/16 ZN	25	16813.140.001	25 MM= 1.IN. ŽZN	3	16813.250.001
6 MM ZN	25	16813.060.001	16 MM ŽZN	10	16813.160.001	28 MM= 1.1/8 ŽZN	1	16813.280.001
8 MM ZN	25	16813.080.001	19 MM= 3/4 ŽZN	10	16813.190.001	32 MM= 1.1/4 ŽZN	1	16813.320.001
10 MM ZN	25	16813.100.001	20 MM ŽZN	5	16813.200.001	38 MM= 1.1/2 ŽZN	1	16813.380.001
11 MM ZNŽL	25	16813.110.001	22 MM ŽZN	5	16813.220.001			
12 MM ZN	25	16813.120.001	24 MM ŽZN	5	16813.240.001			

D-článek řetězu nerezový

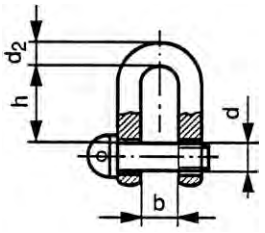



Technické údaje

d	b	d_2	h	d	b	d_2	h
4	8	4	16	12	24	12	48
5	10	5	20	16	32	16	64/56
6	12	6	24	19	38	19	76
8	16	8	32	24	32	18	80
10	20	10	40				

- V závislosti na dostupnosti se mohou lišit i rozměry.
- Nepoužít pro zvedací aplikace.

Skupiny produktů

Materiál	Kód	Strana
NO A2	16711	5-20
NO A4	16713	5-20

16711 **D-článek řetězu nerezový** **R09A**

Materiál Nerezocel A2

d	✉	Kód výrobku	d	✉	Kód výrobku	d	✉	Kód výrobku
5MM	10	16711.050.001	10MM	10	16711.100.001	16MM	5	16711.160.001
6MM	10	16711.060.001	12MM	10	16711.120.001	19MM	2	16711.190.001
8MM	10	16711.080.001						

16713 **D-článek řetězu nerezový** **R49A**

Materiál Nerezocel A4

d	✉	Kód výrobku	d	✉	Kód výrobku	d	✉	Kód výrobku
4MM	10	16713.040.001	8MM	10	16713.080.001	16MM	5	16713.160.001
5MM	10	16713.050.001	10MM	10	16713.100.001	19MM	2	16713.190.001
6MM	10	16713.060.001	12MM	10	16713.120.001			

D-článek řetězu, Ocel

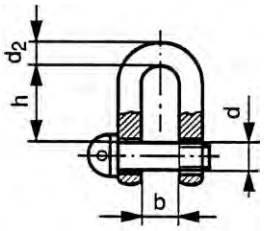



Technické údaje

d	b	d_2	h	d	b	d_2	h
5	10	5	20	**16**	32	16	64
6	12	6	24	**19**	38	19	74
8	16	8	32	**22**	44	19/21	88
10	20	10	40	**25**	51	25	100
11	22	11	44	**28**	57	28	115
12	25	12	50	**32**	64	32	127
14	28	14	53	**38**	76	38	152

- D-články řetězu jsou galvanicky pozinkované nebo žárově zinkované, tyto odlišnosti mohou nastat v důsledku dostupnosti.
- V závislosti na dostupnosti se mohou lišit i rozměry.
- Nepoužít pro zvedací aplikace.

5

16812 **D-článek řetězu, Ocel** **F11H**

Materiál Ocel
Povrchová úprava Pozinkované

RoHS

d	✉	Kód výrobku	d	✉	Kód výrobku	d	✉	Kód výrobku
5MM	25	16812.050.001	12MM	25	16812.120.001	25MM	3	16812.250.001
6MM	25	16812.060.001	14MM	25	16812.140.001	28MM	1	16812.280.001
8MM	25	16812.080.001	16MM	10	16812.160.001	32MM	1	16812.320.001
10MM	25	16812.100.001	19MM	10	16812.190.001	38MM	1	16812.380.001
11MM	25	16812.110.001	22MM	5	16812.220.001			

Obloukový (kotevní) článek se závitovým kolíkem s očkem

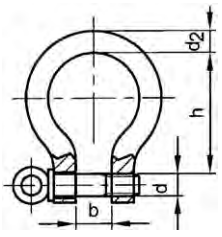



Technické údaje

d	b	d_2	h	d	b	d_2	h
5	10	5	19	**16**	32	16	64
6	13	6	25	**19**	38	19	76
8	16	8	32	**22**	44	22	89
10	19	10	38	**25**	51	25	100
11	22	11	46	**28**	57	28	115
12	25	12	51	**32**	64	32	127
14	28	14	58	**38**	76	38	152

5

- D-články řetězu jsou galvanicky pozinkované nebo žárově zinkované, tyto odlišnosti mohou nastat v důsledku dostupnosti.
- V závislosti na dostupnosti se mohou lišit i rozměry.
- Nepoužít pro zvedací aplikace.

16817 **Obloukový (kotevní) článek se závitovým kolíkem s očkem** **F11H**

Materiál Ocel
Povrchová úprava Pozinkované

d	✉	Kód výrobku	d	✉	Kód výrobku	d	✉	Kód výrobku
5MM	25	16817.050.001	12MM	25	16817.120.001	25MM	5	16817.250.001
6MM	25	16817.060.001	14MM	10	16817.140.001	28MM = 1.1/8	3	16817.280.001
8MM	25	16817.080.001	16MM	10	16817.160.001	32MM = 1.1/4	1	16817.320.001
10MM	25	16817.100.001	19MM	5	16817.190.001	38MM = 1.1/2	1	16817.380.001
11MM	25	16817.110.001	22MM	5	16817.220.001			

Obloukový (kotevní) článek se závitovým kolíkem s očkem nerezový

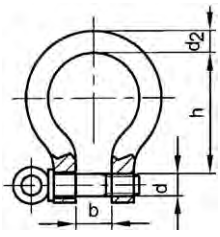



Technické údaje

d	b	d_2	h
4	8	4	16
5	10	5	20
6	12	6	24
8	16	8	32

d	b	d_2	h
10	20	10	40
12	24	12	48
16	32	16	64

- D-články řetězu jsou galvanicky pozinkované nebo žárově zinkované, tyto odlišnosti mohou nastat v důsledku dostupnosti.
- V závislosti na dostupnosti se mohou lišit i rozměry.
- Nepoužít pro zvedací aplikace.

Skupiny produktů

Materiál	Kód	Strana
NO A2	16715	5-23
NO A4	16717	5-23

16715 Obloukový (kotevní) článek se závitovým kolíkem s očkem nerezový R09A

Materiál Nerezocel A2

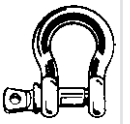

d	✉	Kód výrobku	d	✉	Kód výrobku	d	✉	Kód výrobku
5MM	10	16715.050.001	8MM	10	16715.080.001	12MM	10	16715.120.001
6MM	10	16715.060.001	10MM	10	16715.100.001	16MM	5	16715.160.001

16717 Obloukový (kotevní) článek se závitovým kolíkem s očkem nerezový R49A

Materiál Nerezocel A4

d	✉	Kód výrobku	d	✉	Kód výrobku	d	✉	Kód výrobku
4MM	10	16717.040.001	8MM	10	16717.080.001	12MM	10	16717.120.001
5MM	10	16717.050.001	10MM	10	16717.100.001	16MM	5	16717.160.001
6MM	10	16717.060.001						

Svorka na drátěná lana

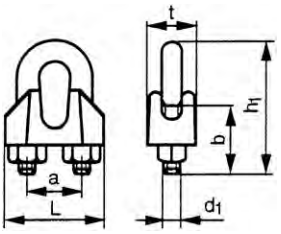

DIN **741/555 (1987)**

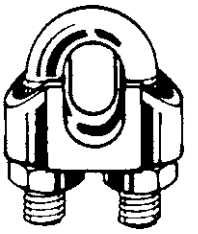

Technické údaje

Pro kabel prům.	a	b	d_1	h_1	L	Min. počet spon	t
3	9	12	M4	20	21	3	10
5	11	13	M5	24	23	3	11
6.5	13	15	M5	28	26	3	12
8	16	19	M6	34	30	5	14
10	19	22	M8	42	34	5	18
11	20	22	M8	44	36	5	19
12 (≠DIN)	24	26	M10	56	42	5	23
13	24	30	M10	55	42	5	23
14	25	30	M10	57	44	5	23
16	29	33	M12	63	50	6	26
19	32	38	M12	75	54	6	29
22	37	44	M14	85	61	7	33
25 (≠DIN)	39	48	M14	95	65	7	34
26	41	45	M14	95	65	8	35
30	48	50	M16	110	74	8	37
34	52	55	M16	120	80	8	42
40	58	60	M16	140	88	8	45

- Odpovídající šestihranné matice jsou třídy vlastností ≥ l4l.

Údaje o montáži

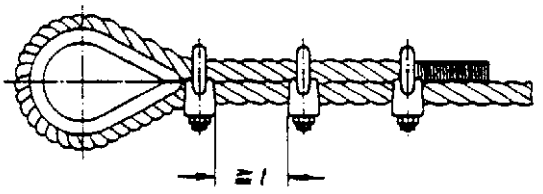

Vzdálenost mezi svorkami ocelového lana ≥ t svorky ocelového lana, viz nákres

16829 **Svorka na drátěná lana** **F11M**

Materiál Ocel
Povrchová úprava Pozinkované

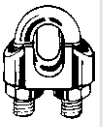

Pro kabel prům.	✉	Kód výrobku	Pro kabel prům.	✉	Kód výrobku	Pro kabel prům.	✉	Kód výrobku
3MM	100	16829.030.001	12MM = 1/2	25	16829.120.001	26MM	10	16829.260.001
5MM	100	16829.050.001	13MM	25	16829.130.001	30MM	5	16829.300.001
6,5MM	100	16829.065.001	14MM	25	16829.140.001	34MM	5	16829.340.001
8MM	100	16829.080.001	16MM	25	16829.160.001	40MM	5	16829.400.001
10MM	50	16829.100.001	19MM	10	16829.190.001			
11MM	50	16829.110.001	22MM	10	16829.220.001			

Svorka na drátěná lana Nerezocel

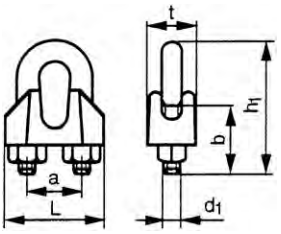

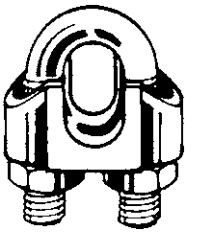

Technické údaje

Pro kabel prům.	a	b	d_1	h_1	L	Min. počet spon	t
3	9	12	M3	22	22	3	14
4	9	12	M4	22	22	3	14
5	11	15	M5	24	24	3	16
6	14	18	M6	33	30	3	18
8	16	20	M6	35	33	5	20
10	18	22	M8	43	37	5	22
12	23	30	M10	54	45	5	25
16	28	30	M10	65	53	5	30

- Rozměry se mohou lišit podle dostupnosti.

Údaje o montáži

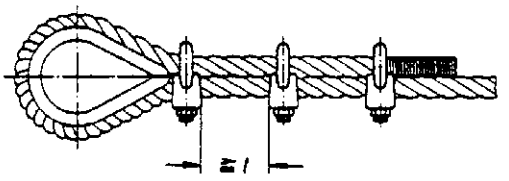

Vzdálenost mezi svorkami ocelového lana ≥ t svorky ocelového lana, viz nákres

16728 Svorka na drátěná lana Nerezocel **R49A**

Závit Metrický závit
Materiál Nerezocel A4

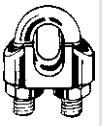

Pro kabel prům.	✉	Kód výrobku	Pro kabel prům.	✉	Kód výrobku	Pro kabel prům.	✉	Kód výrobku
3MM	10	16728.030.001	6MM	5	16728.060.001	12MM	5	16728.120.001
4MM	10	16728.040.001	8MM	5	16728.080.001	16MM	5	16728.160.001
5MM	10	16728.050.001	10MM	5	16728.100.001			

Úchytný hák (karabina)

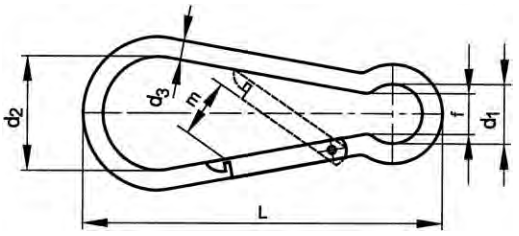

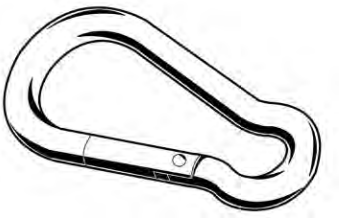

Technické údaje

d_3 x L x f	d_1	d_2 (min.)	f	m	Min. breaking load (kN)
5x50x7	7	15	5	6	1.0
6x60x7	8	17	6	7	1.2
7x70x9	10	20	7	8	1.8
8x80x11	12	24	9	10	2.3
10x100x12	15	30	11	11	3.5
11x120x14	16	39	12	17	4.5

- Nepoužívat pro zvedání.

Skupiny produktů

Materiál	Povrchová úprava	Kód	Strana
Oc	Zn	16833	5-26
NO A4		16733	5-26

16833 Úchytný hák (karabina) F11N

Materiál Ocel
Povrchová úprava Pozinkované

d_3 x L	✉	Kód výrobku	d_3 x L	✉	Kód výrobku	d_3 x L	✉	Kód výrobku
5X50MM	10	16833.050.050	8X80MM	10	16833.080.080	10X100MM	10	16833.100.100
6X60MM	10	16833.060.060						

16733 Úchytný hák (karabina) R49A

Materiál Nerezocel A4

d_3 x L	✉	Kód výrobku	d_3 x L	✉	Kód výrobku	d_3 x L	✉	Kód výrobku
5X50MM	10	16733.050.050	7X70MM	10	16733.070.070	10X100MM	10	16733.100.100
6X60MM	10	16733.060.060	8X80MM	10	16733.080.080	11X120MM	10	16733.110.120

Úvazek

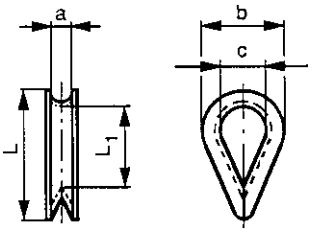

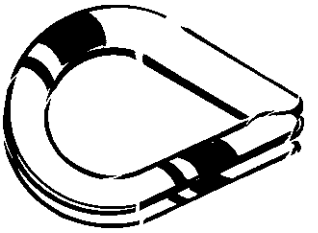

Technické údaje

Pro kabel prům.	a	b	c	L	L_1
3	3	20	12	28	19
4	4	19	11	25	16
5	5	22	16	31	22
6	6	29	19	37	26
8	8	38	24	51	34
10	10	44	32	64	42
12	12	57	38	76	51
14	14	60	40	82	57
16	16	64	42	89	60
18	18	69	45	102	67
20	20	79	51	115	76
22	22	89	54	127	83
24	24	102	64	140	88

5

16831 Úvazek **F11M**

Materiál Ocel
Povrchová úprava Pozinkované

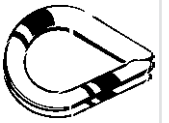

Pro kabel prům.	✉	Kód výrobku	Pro kabel prům.	✉	Kód výrobku	Pro kabel prům.	✉	Kód výrobku
3MM	100	16831.030.001	10MM	50	16831.100.001	18MM	10	16831.180.001
4MM	100	16831.040.001	12MM	50	16831.120.001	20MM	5	16831.200.001
5MM	100	16831.050.001	14MM	10	16831.140.001	22MM	2	16831.220.001
6MM	100	16831.060.001	16MM	10	16831.160.001	24MM	2	16831.240.001
8MM	100	16831.080.001						

Závitové oko metrické

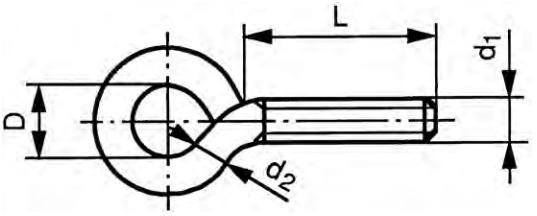

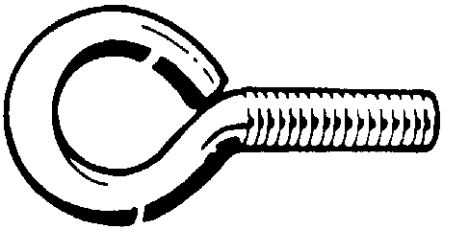

Technické údaje

d_1	d_2	P	d_1	d_2	P
M3	2.6	0.5	M6	5.25	1
M4	3.45	0.7	M8	7.0	1.25
M5	4.4	0.8	M10	8.85	1.5

Skupiny produktů

Závit	Materiál	Povrchová úprava	Kód	Strana
M	Oc	Zn	17420	5-28
M	NO A2		17690	5-28

5

17420 Závitové oko, položka 111G — F11B

Závit Metrický závit
Materiál Ocel
Povrchová úprava Pozinkované

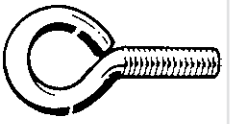

d_1 x L x D	✉	Kód výrobku	d_1 x L x D	✉	Kód výrobku	d_1 x L x D	✉	Kód výrobku
M3X10X6	100	17420.031.006	M5X50X8	100	17420.055.008	M8X40X10	100	17420.084.010
M3X20X5	100	17420.032.006	M5X60X8	100	17420.056.008	M8X50X10	100	17420.085.010
M4X15X6	100	17420.041.506	M6X20X10	100	17420.062.010	M8X60X10	100	17420.086.010
M4X20X6	100	17420.042.006	M6X25X10	100	17420.062.510	M8X80X10	50	17420.088.010
M4X25X6	100	17420.042.506	M6X30X10	100	17420.063.010	M8X100X10	50	17420.089.610
M4X30X6	100	17420.043.006	M6X40X10	100	17420.064.010	M10X40X15	50	17420.104.014
M4X40X6	100	17420.044.006	M6X50X10	100	17420.065.010	M10X50X15	50	17420.105.014
M5X15X8	100	17420.051.508	M6X60X10	100	17420.066.010	M10X60X15	50	17420.106.014
M5X20X8	100	17420.052.008	M6X80X10	100	17420.068.010	M10X80X15	50	17420.108.014
M5X25X8	100	17420.052.508	M6X100X10	100	17420.069.610	M10X90X18	50	17420.109.017
M5X30X8	100	17420.053.008	M8X20X10	100	17420.082.010	M10X100X15	50	17420.109.417
M5X40X8	100	17420.054.008	M8X30X10	100	17420.083.010	M10X120X15	50	17420.109.515

17690 Závitové oko, položka 111R — F11C

Závit Metrický závit
Materiál Nerezocel A2

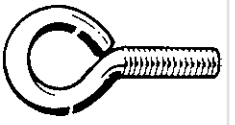

d_1 x L x D	✉	Kód výrobku	d_1 x L x D	✉	Kód výrobku	d_1 x L x D	✉	Kód výrobku
M5X15X8	100	17690.051.508	M6X30X10	100	17690.063.010	M8X60X10	100	17690.086.010
M5X30X8	100	17690.053.008	M6X40X10	100	17690.064.010	M8X80X10	50	17690.088.010
M5X50X8	100	17690.055.008	M6X60X10	100	17690.066.010	M10X70X15	50	17690.107.014
M6X20X10	100	17690.062.010						

Hák s okem metrický

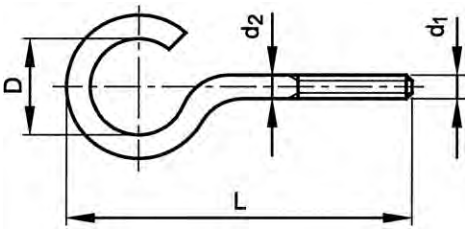

Technické údaje

d_1	D	d_2	P	d_1	D	d_2	P
M4	12	3.45	0.7	M6	16	5.25	1
M5	16	4.4	0.8	M8	15	7.0	1.25

17203 **Hák s okem položka 26** **F11A**

Závit Metrický závit
Materiál Ocel
Povrchová úprava Pozinkované

d_1 x L	✉	Kód výrobku	d_1 x L	✉	Kód výrobku	d_1 x L	✉	Kód výrobku
M4X50	100	17203.040.050	M6X60	100	17203.060.060	M8X60	100	17203.080.060
M5X50	100	17203.050.050						

Pravoúhlý hák metrický

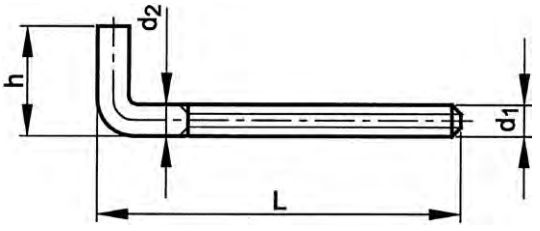

Technické údaje

d_1	d_2	h	P	d_1	d_2	h	P
M4	3.45	15	0.7	M6	5.25	20	1
M5	4.4	20	0.8	M8	7.0	25	1.25

17123 **Pravoúhlý hák pol. 27** **F11A**

Závit Metrický závit
Materiál Ocel
Povrchová úprava Pozinkované

d_1 x L	✉	Kód výrobku	d_1 x L	✉	Kód výrobku	d_1 x L	✉	Kód výrobku
M4X40	100	17123.040.040	M6X60	100	17123.060.060	M8X60	100	17123.080.060
M5X50	100	17123.050.050						

Závrtné oko

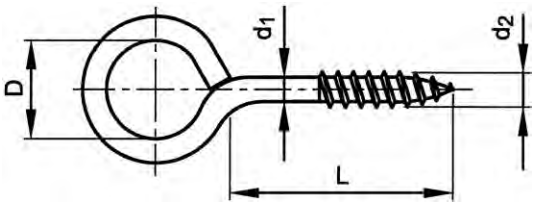

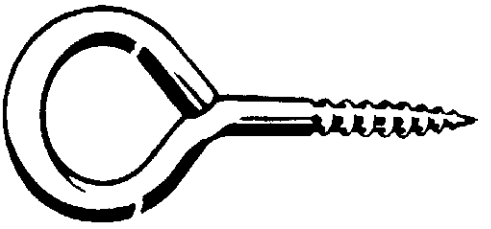

Technické údaje

d_1	d_2	d_1	d_2
1.9	2.4	4.0 (d2=5.1)	5.1
2.2	2.8	4.4	5.5
2.5	3.2	4.5	5.5
2.65	3.4	4.85 (d2=5.8)	5.8
3.0	3.8	4.85 (d2=6.1)	6.1
3.3	4.1	5.25	6.5
3.45	4.3	6.0	7.6
4.0 (d2=4.9)	4.9		

5

Skupiny produktů

Materiál	Povrchová úprava	Kód	Strana
Oc	Zn	17020	5-30
NO A2		17545	5-30
Br		17620	5-31

17020 Závrtné oko, položka 1G — F11B

Materiál Ocel
Povrchová úprava Pozinkované

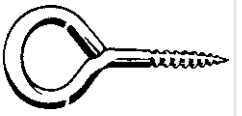

d_1 x L x D	✉	Kód výrobku	d_1 x L x D	✉	Kód výrobku	d_1 x L x D	✉	Kód výrobku
1,9X6X3MM	100	17020.060.003	4,0X20X12MM (d2=5,1)	100	17020.200.012	4,4X40X16MM	100	17020.400.016
2,2X8X4MM	100	17020.080.004	3,45X25X10MM	100	17020.250.010	4,85X40X18MM (d2=6,1)	100	17020.400.018
2,2X10X4MM	100	17020.100.004	4,0X25X12MM (d2=5,1)	100	17020.250.012	5,25X40X20MM	100	17020.400.020
2,5X10X5MM	100	17020.100.005	3,0X20X8MM	100	17020.300.008	4,85X50X15MM (d2=6,1)	100	17020.500.015
2,5X10X6MM	100	17020.100.006	3,45X30X10MM	100	17020.300.010	4,85X50X18MM (d2=6,1)	100	17020.500.018
2,2X12X4MM	100	17020.120.004	4,0X30X12MM (d2=5,1)	100	17020.300.012	5,25X50X20MM	100	17020.500.020
2,65X12X6MM	100	17020.120.006	4,0X30X14MM (d2=5,1)	100	17020.300.014	6,0X50X25MM	100	17020.500.025
3,3X12X8MM	100	17020.120.008	4,4X30X16MM	100	17020.300.016	5,25X60X20MM	100	17020.600.020
2,65X16X6MM	100	17020.160.006	4,85X30X18MM (d2=6,1)	100	17020.300.018	6,0X60X25MM	100	17020.600.025
3,0X16X8MM	100	17020.160.008	4,0X40X14MM (d2=5,1)	100	17020.400.014			
3,45X16X10MM	100	17020.160.010	4,85X40X15MM (d2=6,1)	100	17020.400.015			
3,0X20X8MM	100	17020.200.008						
3,45X20X10MM	100	17020.200.010						

17545 Závrtné oko, položka 1R — F11C

Materiál Nerezocel A2

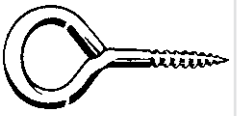

d_1 x L x D	✉	Kód výrobku	d_1 x L x D	✉	Kód výrobku	d_1 x L x D	✉	Kód výrobku
3,45X20X10MM	100	17545.200.010	4,0X30X8MM (d2=5,1)	100	17545.300.008	4,85X30X8MM (d2=5,8)	100	17545.301.008
4,0X25X12MM (d2=5,1)	100	17545.250.012	5,25X30X10MM	100	17545.300.010	4,4X40X16MM	100	17545.400.016

17620	Závrtné oko, položka 1M	F11B

Materiál Mosaz

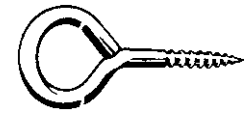

d_1 x L x D	✉	Kód výrobku	d_1 x L x D	✉	Kód výrobku	d_1 x L x D	✉	Kód výrobku
2,65X12X6MM	100	17620.120.006	3,45X20X10MM	100	17620.200.010	4,0X30X14MM (d2=5,1)	100	17620.300.014
2,65X16X6MM	100	17620.160.006	4,0X25X12MM (d2=4,9)	100	17620.250.012	4,5X40X16MM	100	17620.400.016
3,0X20X8MM	100	17620.200.008						

Závrtné oko těžký typ

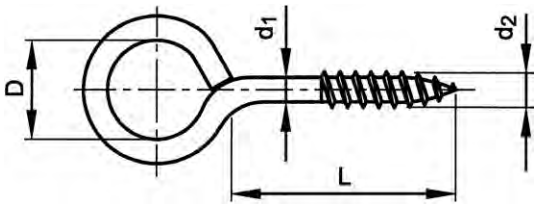



5

Technické údaje

Č.	D	d_1	d_2	L
8	8	4	5.1	20
10	8	4.40	5.5	25
15	10	5.25	6.7	35

Č.	D	d_1	d_2	L
17	10	7	8.8	40
18	14	7.80	9.5	45

17023	Závrtné oko těžký typ položka 3	F11A

Materiál Ocel
Povrchová úprava Pozinkované

Č.	✉	Kód výrobku	Č.	✉	Kód výrobku	Č.	✉	Kód výrobku
No.8	100	17023.000.008	No.15	100	17023.000.015	No.18	100	17023.000.018
No.10	100	17023.000.010	No.17	100	17023.000.017			

Závrtné oko dlouhé

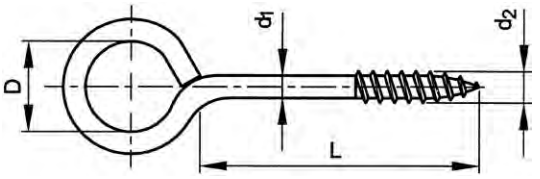

17022 **Závrtné oko dlouhé, položka 2** **F11A**

Materiál Ocel
Povrchová úprava Pozinkované

d_1 x d_2 x L x D	✉	Kód výrobku	d_1 x d_2 x L x D	✉	Kód výrobku	d_1 x d_2 x L x D	✉	Kód výrobku
7,0X9,0X60X20MM	100	17022.000.060	7,0X9,0X100X20MM	100	17022.000.100	7,0X9,0X140X20MM	100	17022.000.140

5

Skoba

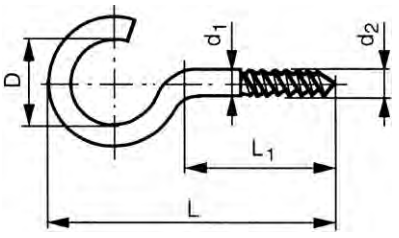

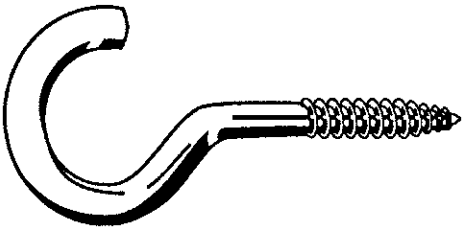

Technické údaje

d_1 x L_1/L	D	d_2	d_1 x L_1/L	D	d_2
2.0x10/20	7	2.6	**4.4x32/60**	18	5.5
2.0x11/23	7	2.6	**4.4x50/80**	20	5.5
2.4x12/25	9	3	**4.75x32/60**	18	6.1
2.4x15/30	9	3	**5.0x47/85**	25	6.3
3.2x20/40	12	4.1	**5.25x82/120**	25	6.5
3.3x13/30	9	4.1	**6.0x45/80**	25	7.6
3.3x20/40	12	4.1	**6.0x62/100**	25	7.6
3.45x30/50	14	4.3	**6.0x82/120**	25	7.6
4.0x27/55	18	5.1	**7.0x100/140**	25	9.0
4.4x25/50	16	5.5	**7.0x120/160**	25	9.0

Skupiny produktů

Materiál	Povrchová úprava		Kód	Strana
Oc	Zn	11	17200	5-32
Oc	B.Epox	11W	17199	5-33
Oc	Zn	15	17220	5-33

17200 **Skoba, pol. 11** **F11B**

Materiál Ocel
Povrchová úprava Pozinkované

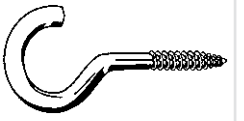

d_1 x L_1/L	✉	Kód výrobku	d_1 x L_1/L	✉	Kód výrobku	d_1 x L_1/L	✉	Kód výrobku
2,0X10/20MM	100	17200.000.020	3,45X30/50MM	100	17200.000.050	2,4X12/25MM	100	17200.025.025
2,0X11/25MM	100	17200.000.025	4,4X32/60MM	100	17200.000.060	3,3X13/30MM	100	17200.030.030
2,4X15/30MM	100	17200.000.030	4,4X50/80MM	100	17200.000.080	4,0X27/55MM	100	17200.040.055
3,3X20/40MM	100	17200.000.040	5,25X82/120MM	100	17200.000.120	5,0X47/85MM	100	17200.050.085

17199 Skoba, pol. 11W — F11B

Materiál Ocel
Povrchová úprava Bílý epoxid

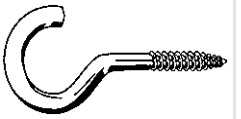

d_1 x L_1/L	✉	Kód výrobku	d_1 x L_1/L	✉	Kód výrobku	d_1 x L_1/L	✉	Kód výrobku
2,0X10/20MM	100	17199.000.020	2,4X15/30MM	100	17199.000.030	3,45X30/50MM	100	17199.000.050
2,0X11/23MM	100	17199.000.025	3,2X20/40MM	100	17199.000.040	4,4X32/60MM	100	17199.000.060

- Ocel pozinkovaná, bílý epoxid síla (60-80 µm), pro zvýšenou povrchovou odolnost.

17220 Skoba vyšší pevnosti, pol. 15 — F11A

Materiál Ocel
Povrchová úprava Pozinkované

RoHS

d_1 x L_1/L	✉	Kód výrobku	d_1 x L_1/L	✉	Kód výrobku	d_1 x L_1/L	✉	Kód výrobku
4,4X25/50MM	100	17220.044.050	6,0X62/100MM	100	17220.060.100	7,0X100/140MM	100	17220.069.140
4,75X32/60MM	100	17220.047.060	6,0X82/120MM	100	17220.062.120	7,0X120/160MM	100	17220.069.160
6,0X45/80MM	100	17220.060.080						

5

Skoba

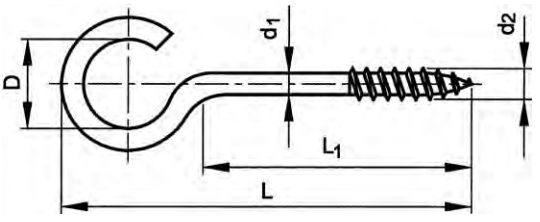

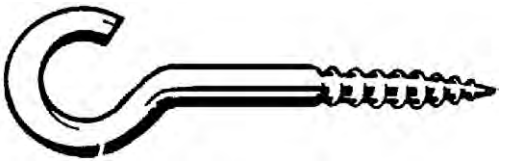

Technické údaje

d_1	D	d_2
3.3	8	4.1
4.0	14	5.1
4.4	16	5.6

17210 Skoba malý typ položka 13 — F11A

Materiál Ocel
Povrchová úprava Pozinkované

RoHS

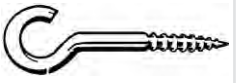

d_1 x L_1/L	✉	Kód výrobku	d_1 x L_1/L	✉	Kód výrobku	d_1 x L_1/L	✉	Kód výrobku
3,3X26/40MM	100	17210.000.040	4,0X58/80MM	100	17210.000.080	4,4X95/120MM	100	17210.000.120
4,0X37/60MM	100	17210.000.060	4,4X75/100MM	100	17210.000.100			

Pravoúhlý hák

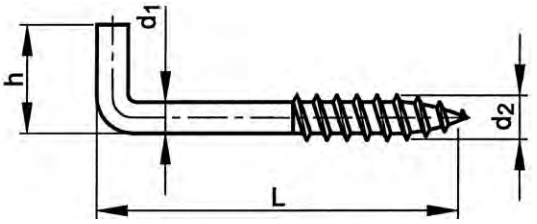

Technické údaje

d_1 x L	d_2	h	d_1 x L	d_2	h
2.0x20	2.8	10	**4.0x60**	5.1	20
2.5x25	3.2	11	**4.4x60**	5.5	20
2.65x30	4	14	**4.4x80**	5.5	22
3.3x40	4	16	**5.0x50**	6.3	22
3.45x50	4.3	18	**5.0x60**	6.3	22
3.5x40	4.3	16	**5.0x70**	6.3	22
4.0x40	5.1	18	**5.25x100**	6.5	24
4.0x50	5.1	18			

5

Skupiny produktů

Materiál	Povrchová úprava	Kód	Strana
Oc	Zn	17120	5-34
Oc	B.Epox	17119	5-34

17120 Pravoúhlý hák položka 7 F11B

Materiál Ocel
Povrchová úprava Pozinkované

d_1 x L	✉	Kód výrobku	d_1 x L	✉	Kód výrobku	d_1 x L	✉	Kód výrobku
2,2X20MM	100	17120.000.020	4,0X60MM	100	17120.000.060	4,0X50MM	100	17120.040.050
2,5X25MM	100	17120.000.025	4,4X80MM	100	17120.000.080	4,4X60MM	100	17120.045.060
2,65X30MM	100	17120.000.030	5,25X100MM	100	17120.000.100	5,0X50MM	100	17120.050.050
3,3X40MM	100	17120.000.040	3,45X40MM	100	17120.035.040	5,0X60MM	100	17120.050.060
3,45X50MM	100	17120.000.050	4,0X40MM	100	17120.040.040	5,0X70MM	100	17120.050.070

17119 Pravoúhlý hák položka 7W F11B

Materiál Ocel
Povrchová úprava Bílý epoxid

d_1 x L	✉	Kód výrobku	d_1 x L	✉	Kód výrobku	d_1 x L	✉	Kód výrobku
2,5X25MM	100	17119.000.025	3,3X40MM	100	17119.000.040	4,0X60MM	100	17119.000.060
2,65X30MM	100	17119.000.030	3,45X50MM	100	17119.000.050			

- Ocel pozinkovaná, bílý epoxid síla (60-80 µm), pro zvýšenou povrchovou odolnost.

Pravoúhlý nosný hák s křížovou drážkou

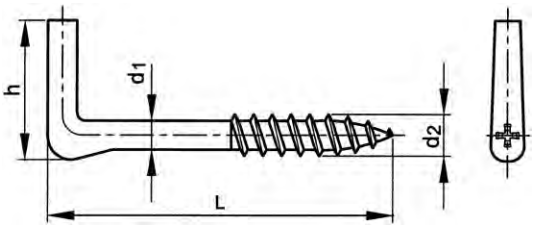

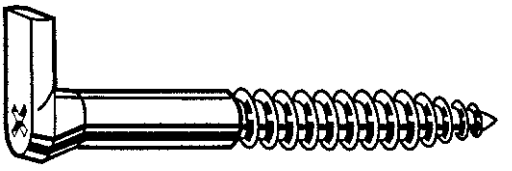

Technické údaje

d_1	d_2	h
5.25	5.3	16
5.8	5.8	18

17140 **Pravoúhlý nosný hák s křížovou drážkou, položka 9G** **F11B**

Materiál Ocel
Povrchová úprava Pozinkované

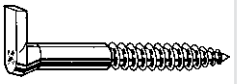

d_1 x L	✉	Kód výrobku	d_1 x L	✉	Kód výrobku	d_1 x L	✉	Kód výrobku
5,25X40MM	100	17140.052.040	5,8X65MM	100	17140.060.065	5,8X80MM	100	17140.060.080
5,25X50MM	100	17140.052.050						

Pravoúhlý hák s hrotem

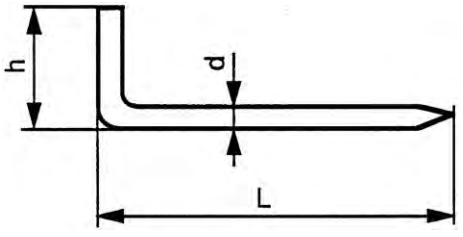

Technické údaje

d x L	h	d x L	h
2.5x20	10	**4.0x50**	19
2.5x25	12	**4.0x60**	20
3.0x30	13	**5.0x80**	21
3.5x40	16		

17080 **Pravoúhlý hák s hrotem pol. 4** **F11B**

Materiál Ocel
Povrchová úprava Pozinkované

d x L	✉	Kód výrobku	d x L	✉	Kód výrobku	d x L	✉	Kód výrobku
2,5X20MM	100	17080.000.020	3,5X40MM	100	17080.000.040	4,0X60MM	100	17080.000.060
2,5X25MM	100	17080.000.025	4,0X50MM	100	17080.000.050	5,0X80MM	100	17080.000.080
3,0X30MM	100	17080.000.030						

Vrutošroub

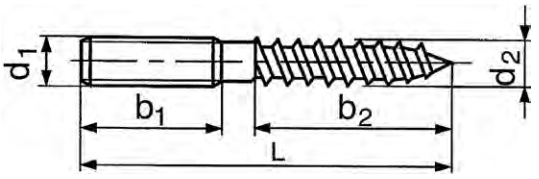

Technické údaje

d_1 x L	b_1	b_2	d_2	Drážka	P
M4x20	10	10	4.2	-	0.7
M4x25	10	10	4.2	-	0.7
M4x30	10	15	4.2	-	0.7
M4x35	15	15	4.2	-	0.7
M4x40	17	20	4.2	-	0.7
M5x25	10	15	5.35	-	0.8
M5x40	15	20	5.35	-	0.8
M5x50	20	20	5.35	-	0.8
M6x40	17	23	6	T15	1
M6x50	20	25	6	T15	1
M6x60	20	30	6	T15	1
M6x70	30	30	6	T15	1
M6x80	20	30	6	T15	1
M6x90	30	30	6	T15	1
M6x120	30	30	6	T15	1
M6x150	30	30	6	T15	1

5

17320 **Vrutošroub, položka 73** **F11B**

Závit Metrický závit
Materiál Ocel
Povrchová úprava Pozinkované

d_1 x L	✉	Kód výrobku	d_1 x L	✉	Kód výrobku	d_1 x L	✉	Kód výrobku
M4X20	100	17320.040.020	M5X25	100	17320.050.025	M6X60	100	17320.060.060
M4X25	100	17320.040.025	M5X40	100	17320.050.040	M6X70	100	17320.060.070
M4X30	100	17320.040.030	M5X50	100	17320.050.050	M6X80	100	17320.060.080
M4X35	100	17320.040.035				M6X90	100	17320.060.090
M4X40	100	17320.040.040	M6X40	100	17320.060.040	M6X120	100	17320.060.120
			M6X50	100	17320.060.050	M6X150	100	17320.060.150

- Len M6 s T15 šestihranem

Vrutošroub Nerezocel A2

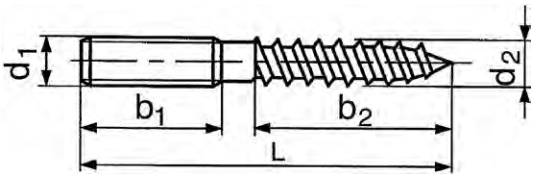

Technické údaje

d_1	b_1	b_2	d_2	P
M6	50	47	6.3	1
M8	50	62	7.3	1.25
M12	205	100	10.7	1.75

51287 Vrutošroub Nerezocel **F11A**

Závit Metrický závit
Materiál Nerezocel A2
Třída 50

d_1 x L	✉	Kód výrobku	d_1 x L	✉	Kód výrobku	d_1 x L	✉	Kód výrobku
6X50MM*	100	51287.060.050	6X140MM*	100	51287.060.140	8X150MM*	100	51287.080.150
6X60MM*	100	51287.060.060	6X150MM*	100	51287.060.150	8X160MM*	100	51287.080.160
6X70MM*	100	51287.060.070	6X160MM*	100	51287.060.160	8X180MM*	50	51287.080.180
6X80MM*	100	51287.060.080	6X180MM*	100	51287.060.180	8X200MM*	50	51287.080.200
6X90MM*	100	51287.060.090				8X220MM*	50	51287.080.220
6X100MM*	100	51287.060.100	8X50MM*	100	51287.080.050			
6X120MM*	100	51287.060.120	8X60MM*	100	51287.080.060	12X80MM*	50	51287.120.080
6X130MM*	100	51287.060.130	8X70MM*	100	51287.080.070	12X300MM*	50	51287.120.300

Vrutošroub upínací Nerezocel A2 s šestihranem

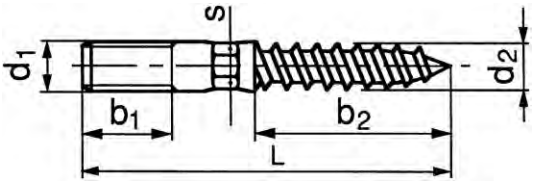

Technické údaje

d_1 x L	b_1	b_2	d_2	P	s
M6x60	20	30	6	1	6
M8x60	20	30	7.3	1.25	6
M8x80	30	40	7.3	1.25	6
M8x90	30	40	7.3	1.25	6
M8x100	40	40	7.3	1.25	6
M8x120	50	50	7.3	1.25	6
M8x110	40	47	7.3	1.25	6
M8x130	50	47	7.3	1.25	6
M8x140	50	47	7.3	1.25	6
M8x150	50	50	7.3	1.25	6
M10x60	20	37	9.0	1.50	-
M10x80	30	40	9.0	1.50	8
M10x90	30	50	9.0	1.50	8
M10x100	30	60	9.0	1.50	8
M10x120	50	60	9.0	1.50	8
M10x140	50	60	9.0	1.50	8
M10x150	50	57	9.0	1.50	8
M10x160	80	57	9.0	1.50	8
M10x180	100	57	9.0	1.50	8
M10x200	100	57	9.0	1.50	8
M10x220	100	57	9.0	1.50	8
M10x250	100	57	9.0	1.50	8

17576	Vrutošroub upínací s šestihranem	F11C

Závit Metrický závit
Materiál Nerezocel A2

d_1 x L	✉	Kód výrobku	d_1 x L	✉	Kód výrobku	d_1 x L	✉	Kód výrobku
M6X60	100	17576.060.060	M8X130*	100	17576.080.130	M10X140	50	17576.100.140
			M8X140*	100	17576.080.140	M10X150*	50	17576.100.150
M8X60	100	17576.080.060				M10X160*	50	17576.100.160
M8X80	100	17576.080.080	M10X60*	100	17576.100.060	M10X180*	50	17576.100.180
M8X100	50	17576.080.100	M10X80	100	17576.100.080	M10X200*	50	17576.100.200
M8X110*	100	17576.080.110	M10X100	50	17576.100.100	M10X220*	50	17576.100.220
M8X120	50	17576.080.120	M10X120	50	17576.100.120	M10X250*	50	17576.100.250

Spojovací šrouby s plochou hlavou křížová drážka

5

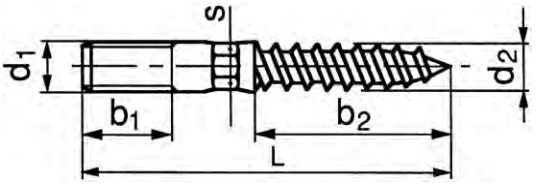

Technické údaje

d_1	b_1	b_2	d_2	P	s
M8	50	47	7.3	1.25	6
M10	50	57	9	1.5	8
M12	150	100	10.7	1.75	10

Skupiny produktů

Závit	Typ drážky	Materiál	Třída	Kód	Strana
M	S vnějším šestihranem	NO A2	50	51281	5-38
M	S vnějším šestihranem	NO A4	50	55282	5-38

51281	Spojovací šrouby s plochou hlavou křížová drážka	F11A

Závit Metrický závit
Materiál Nerezocel A2
Třída 50

d_1 x L	✉	Kód výrobku	d_1 x L	✉	Kód výrobku	d_1 x L	✉	Kód výrobku
M12X100*	50	51281.120.100	M12X160*	50	51281.120.160	M12X250*	50	51281.120.250
M12X120*	50	51281.120.120	M12X180*	50	51281.120.180	M12X300*	50	51281.120.300
M12X140*	50	51281.120.140	M12X200*	50	51281.120.200			

55282	Spojovací šrouby s plochou hlavou křížová drážka	R43A

Závit Metrický závit
Materiál Nerezocel A4
Třída 50

d_1 x L	✉	Kód výrobku	d_1 x L	✉	Kód výrobku	d_1 x L	✉	Kód výrobku
M8X50*	100	55282.080.050	M8X120*	100	55282.080.120	M10X90*	100	55282.100.090
M8X60*	100	55282.080.060				M10X100*	100	55282.100.100
M8X80*	100	55282.080.080	M10X60*	100	55282.100.060	M10X120*	100	55282.100.120
M8X90*	100	55282.080.090	M10X80*	100	55282.100.080	M10X140*	50	55282.100.140
M8X100*	100	55282.080.100						

Vrutošroub upínací s šestihranem a T-hvězdic

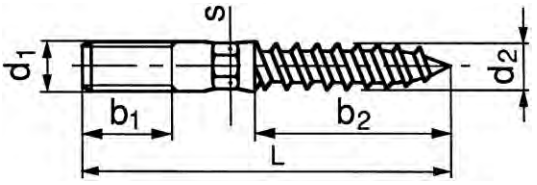

Technické údaje

d_1 x L	b_1	b_2	d_2	Drážka	P	s
M8x50	15	30	7.3	T25	1.25	6
M8x60	20	30	7.3	T25	1.25	6
M8x70	25	30	7.3	T25	1.25	6
M8x80	30	40	7.3	T25	1.25	6
M8x90	30	40	7.3	T25	1.25	6
M8x100	40	40	7.3	T25	1.25	6
M8x120	50	50	7.3	T25	1.25	6
M8x140	50	50	7.3	T25	1.25	6
M8x150	50	50	7.3	T25	1.25	6
M8x160	50	50	7.3	T25	1.25	6
M10x60	20	40	9	T25	1.5	8
M10x70	30	30	9	T25	1.5	8
M10x80	30	40	9	T25	1.5	8
M10x90	30	50	9	T25	1.5	8
M10x100	30	60	9	T25	1.5	8
M10x110	40	60	9	T25	1.5	8
M10x120	50	60	9	T25	1.5	8
M10x130	50	60	9	T25	1.5	8
M10x140	50	60	9	T25	1.5	8
M12x100	30	55	10.7	T30	1.75	10
M12x120	30	55	10.7	T30	1.75	10
M12x145	40	55	10.7	T30	1.75	10
M12x165	40	55	10.7	T30	1.75	10

Skupiny produktů

Závit	Materiál	Povrchová úprava		Kód	Strana
M	Oc	Zn	69G	17310	5-39
M	Oc	Zn	69	17315	5-39

17310 Vrutošroub upínací s šestihranem a T-hvězdicí, položka 69G — F11B

Závit Metrický závit
Materiál Ocel
Povrchová úprava Pozinkované

d_1 x L	✉	Kód výrobku	d_1 x L	✉	Kód výrobku	d_1 x L	✉	Kód výrobku
M8X50	100	17310.080.050	M8X140	100	17310.080.140	M10X90	50	17310.100.090
M8X60	100	17310.080.060	M8X150	100	17310.080.150	M10X100	50	17310.100.100
M8X70	100	17310.080.070	M8X160	100	17310.080.160	M10X110	50	17310.100.110
M8X80	100	17310.080.080				M10X120	50	17310.100.120
M8X90	100	17310.080.090	M10X60	100	17310.100.060	M10X130	50	17310.100.130
M8X100	100	17310.080.100	M10X70	100	17310.100.070	M10X140	50	17310.100.140
M8X120	100	17310.080.120	M10X80	100	17310.100.080			

17315 Vrutošroub upínací s šestihranem a T-hvězdicí, položka 69 — F11B

Závit Metrický závit
Materiál Ocel
Povrchová úprava Pozinkované

d_1 x L	✉	Kód výrobku	d_1 x L	✉	Kód výrobku	d_1 x L	✉	Kód výrobku
M12X100	50	17315.120.100	M12X140	50	17315.120.145	M12X160	50	17315.120.165
M12X120	50	17315.120.120						

Bezpečnostní hák kroucený

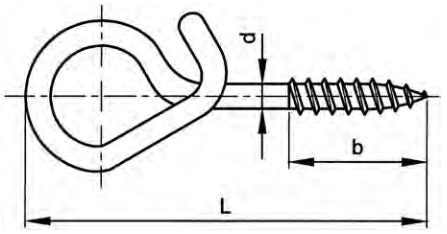

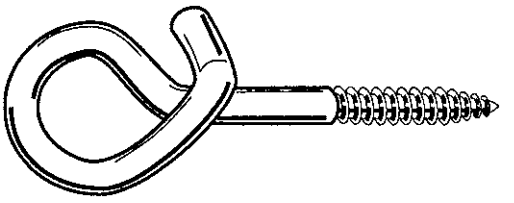

Technické údaje

d	b	d_2
10	45	9.5
11.8	55	11.5

Údaje o montáži

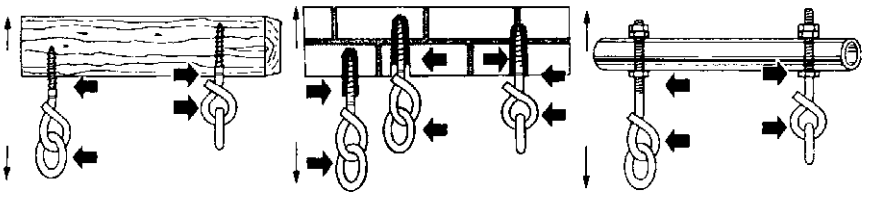

Špatně Správně Špatně Správně Špatně Správně

- bezpečnostní kyvný hák musí být dostatečně zašroubovaný, tak aby závit nebyl vidět
- bezpečnostní kyvný hák musí být nastaven **napříč** směru kývání (tzn. kroužek se kýve a neopotřebovává se)
- bezpečnostní kyvný hák a kroužek musí být pravidelně ošetřené mazivem!
- podrobné údaje o montáži na vyžádání

17443 **Bezpečnostní hák kroucený pol. 117G** **F11B**

Materiál Ocel
Povrchová úprava Pozinkované

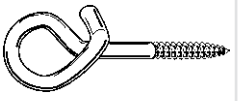

d x L	✉	Kód výrobku	d x L	✉	Kód výrobku	d x L	✉	Kód výrobku
10X125MM	10	17443.100.125	10X160MM	10	17443.100.160	11,8X140MM	10	17443.120.140
10X140MM	10	17443.100.140				11,8X160MM	10	17443.120.160

Bezpečnostní hák kroucený metrický

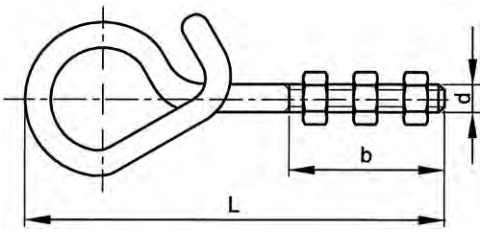

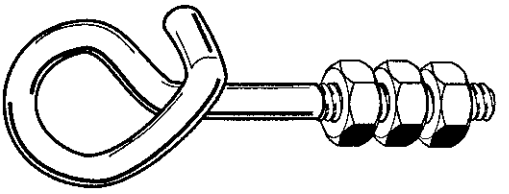

Technické údaje

d	P
M12	1.75

17445 **Bezpečnostní hák kroucený položka 118G** **F11B**

Závit Metrický závit
Materiál Ocel
Povrchová úprava Pozinkované

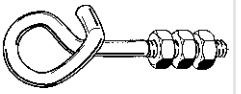

d x L/b	✉	Kód výrobku	d x L/b	✉	Kód výrobku	d x L/b	✉	Kód výrobku
M12X140X65	10	17445.120.140	M12X180X80	10	17445.120.180	M12X250X160	10	17445.120.250
M12X160X80	10	17445.120.160						

Kroužek pro bezpečnostní háky kroucené navařované

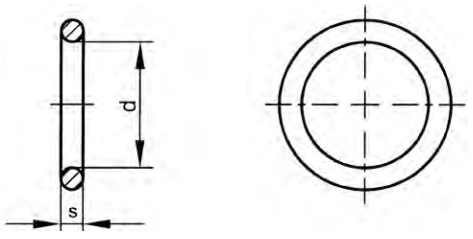



17447 **Kroužek pro bezpečnostní háky kroucené navařované, položka 119G** **F11B**

Materiál Ocel
Povrchová úprava Pozinkované

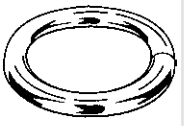

s x d	✉	Kód výrobku
9X45MM	10	17447.090.045

Závěsný hák se 2 závrtnými oky

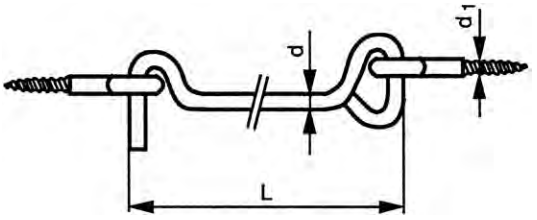

Technické údaje

L	d	d_1	L	d	d_1
100	4.4	4.0	200	5.25	4.75
160	5.25	4.75	250	6.0	5.25

17571 **Závěsný hák se 2 závrtnými oky pol. 63R** **F11C**

Materiál Nerezocel A2

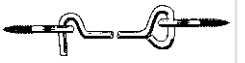

L	✉	Kód výrobku	L	✉	Kód výrobku	L	✉	Kód výrobku
100MM	50	17571.040.100	200MM	25	17571.052.200	250MM	25	17571.060.250
160MM	25	17571.052.160						

S-hák

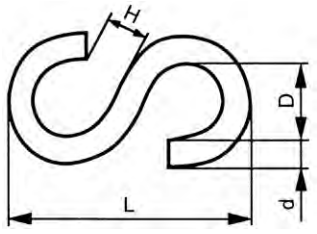



Technické údaje

Č.	d	D	H	Č.	d	D	H
30	3	7	3.5	55	6	15	6
35	3.45	9	4	60	6	16	7
40	4	11	5	70	7	20	7.5
45	4	12	5	80	8.4	23	8.5
50	5	14	5.5				

17380 **S-hák, položka 105G** **F11B**

Materiál Ocel
Povrchová úprava Pozinkované

Č.(L)	✉	Kód výrobku	Č.(L)	✉	Kód výrobku	Č.(L)	✉	Kód výrobku
NO.30 (25MM)	100	17380.000.030	NO.45 (40MM)	100	17380.000.045	NO.60 (55MM)	100	17380.000.060
NO.35 (30MM)	100	17380.000.035	NO.50 (45MM)	100	17380.000.050	NO.70 (65MM)	50	17380.000.070
NO.40 (35MM)	100	17380.000.040	NO.55 (50MM)	100	17380.000.055	NO.80 (75MM)	50	17380.000.080

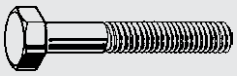
1 Šrouby

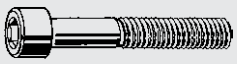
2 Produkty s vnitřním šestihranem

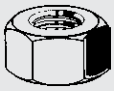
3 Matice, nýtovací matice a závitové vložky

4 Závitové tyče a svorníky

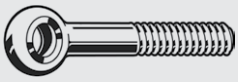
5 Šrouby s okem a hákem

6 Vruty, šrouby

I Seznam

7 Podložky a O-kroužky

8 Kotvy

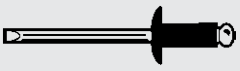
9 Nýty a kolíky

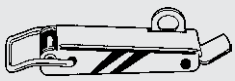
10 Nábytkářský a bezpečnostní materiál

11 Kolekce

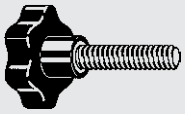
12 Strojní součástky

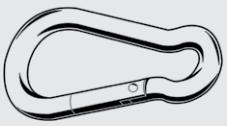
13 Speciální nerezový materiál

T Technické informace

Vruty, šrouby 6

Strana 6-4 DIN 551 Plochý konec, metrický	Strana 6-6 DIN 553 Kuželový konec, metrický	Strana 6-7 DIN 438 Důlek, metrický	Strana 6-8 DIN 427 Plochý konec	Strana 6-9 DIN 417 Dlouhý čípek, metrický
Strana 6-10 DIN 84 Metrický	Strana 6-16 DIN 85 Metrický	Strana 6-19 DIN 920 Malá hlava s drážkou, metrický	Strana 6-20 DIN 921 Velká hlava s drážkou, metrický	Strana 6-21 DIN 963 Metrický
Strana 6-27 BS ≈450 (1958) BSW	Strana 6-28 DIN 964 Metrický	Strana 6-31 BS ≈450 (1958) BSW	Strana 6-32 NF ≈E25-129 Metrický	Strana 6-33 DIN 404 Drážkovaný, metrický
Strana 6-34 DIN 923 S osazením, metrický	Strana 6-35 DIN ≈6900 S upoutanou podložkou, metrický	Strana 6-35 DIN 7985 Metrický	Strana 6-41 ISO 14583 S T-hvězdicí, metrický	Strana 6-43 ISO 14580 S T-hvězdicí, metrický
Strana 6-44 DIN 965 Metrický	Strana 6-49 DIN ≈965 S T-hvězdicí, metrický	Strana 6-51 DIN 966 Metrický	Strana 6-54 DIN ≈966 S T-hvězdicí, metrický	Strana 6-55 NF ≈E25-129 Metrický
Strana 6-56 NF E25-129 Metrický	Strana 6-57 DIN 7516 AE-H Metrický	Strana 6-58 DIN 7516 EE-H Metrický	Strana 6-59 DIN 7516 DE-H Metrický	Strana 6-60 DIN 7513 A Metrický
Strana 6-61 UNC	Strana 6-63 DIN ≈7500 TAPTITE 2000® Metrický	Strana 6-64 DIN ≈7500-1 TAPTITE 2000® Metrický	Strana 6-65 DIN ≈7500-1 TAPTITE 2000® Metrický	Strana 6-66 Válcovou vypouklou Metrická
Strana 6-67 Válcovou vypouklou S T-hvězdicí, metrický	Strana 6-68 Válcovou vypouklou Metrická	Strana 6-68 Válcovou vypouklou S T-hvězdicí, Metrická	Strana 6-70 REMFORM®	Strana 6-71 REMFORM® Torx®
Strana 6-71 REMFORM®	Strana 6-72 Pro termoplasty	Strana 6-72 Pro termoplasty	Strana 6-73 DIN 7971 S drážkou	Strana 6-75 DIN 7972 C S drážkou
Strana 6-76 DIN 7973 C S drážkou	Strana 6-78 DIN 7981 S křížovou drážkou	Strana 6-84 ISO 14585 C T-hvězdice	Strana 6-86 DIN ≈7981 C Válcová vypouklá hlava čtyřhranná drážka	Strana 6-87 DIN 7982 S křížovou drážkou

Vruty, šrouby 6

Strana 6-91 ISO 14586 C
T-hvězdice

Strana 6-93 DIN ≈7982 C
Zápustná hlava čtyřhranná drážka

Strana 6-94 DIN 7983
S křížovou drážkou

Strana 6-98 DIN 7976
Šestihran

Strana 6-100 DIN ≈6928 C
Šestihran s límcem

Strana 6-100
Samořezný s krycí podložkou

Strana 6-101
Socket head

Strana 6-102 ISO 14587 C
S T-hvězdicí

Strana 6-103
S křížovou drážkou a límcem

Strana 6-104
Rámové vruty s podložkou - přírodní

Strana 6-105
Rámové vruty s podložkou T-hvězdice

Strana 6-106
Rámové vruty s podložkou T-hvězdice

Strana 6-107
S křížovou drážkou

Strana 6-107
Pro montáž SPZ

Strana 6-108
Kloboučková hlava s drážkou phillips

Strana 6-109
Kloboučková hlava s T-hvězdou

Strana 6-109
Pro montáž SPZ

Strana 6-110
Pro montáž SPZ

Strana 6-111
S podložkou

Strana 6-112
S těsnící podložkou 16mm

Strana 6-113
S těsnící podložkou 19mm

Strana 6-114
S těsnící podložkou 22mm

Strana 6-115
Hi-Lo drát

Strana 6-115
S podložkou

Strana 6-116
Těsnící podložka/šedý elastomer

Strana 6-117
Těsnící podložka/šedý elastomer

Strana 6-119 DIN ≈7504 M-H
MAXXFAST Vypouklá hlava s křížovou drážkou

Strana 6-120 DIN ≈7504 M-H
Vypouklá hlava s křížovou drážkou

Strana 6-122 DIN 7504 M-H
Plochá hlava

Strana 6-126 DIN ≈7504 M
MAXXFAST Vypouklá hlava s drážkou ttap®

Strana 6-127 DIN ≈7504 M
MAXXFAST Vypouklá hlava s drážkou ttap®

Strana 6-128 DIN ≈7504 M
MAXXFAST Šroub s vypouklou hlavou se čtyřhrannou drážkou

Strana 6-129 DIN ≈7504 M
Plochá hlava SR-drážka

Strana 6-130 DIN ≈7504 M
Plochá hlava se čtyřhrannou drážkou

Strana 6-130 DIN ≈7504 O-H
MAXXFAST Zápustná hlava s křížovou drážkou

Strana 6-132 DIN 7504 O-H
Křížová drážka

Strana 6-134 DIN ≈7504 O
MAXXFAST Zápustná hlava s drážkou ttap®

Strana 6-135 DIN ≈7504 K
MAXXFAST Křídlatý, zápustná hlava s drážkou ttap®

Strana 6-137 DIN 7504 K
Šestihranná hlava s nákružkem

Strana 6-139
S křížovou drážkou

Strana 6-140
Půlkulatá hlava SR-drážka

Strana 6-141
MAXXFAST Křídlatý, zápustná hlava s drážkou ttap®

Strana 6-142
S křídly a Torx®

Strana 6-143
S křídly a Torx®

Strana 6-144
S křídly a Torx® UNC

Strana 6-145
S křídly a křížovou drážkou

Strana 6-146
Nástroj pro čtyřhrannou drážku

Strana 6-149
MAXXFAST Zápustná hlava s křížovou drážkou

Strana 6-151
MAXXFAST zápustná hlava s ttap® drážkou

Strana 6-154
S křížovou drážkou

Vruty, šrouby 6

Strana 6-158

S křížovou drážkou s otvorem

Strana 6-159

S křížovou drážkou a otvorem

Strana 6-159

T-hvězdice

Strana 6-162

T-hvězdice A2

Strana 6-163

Zápustná hlava s žebrovanou řeznou špicí

Strana 6-164

MAXXFAST zápustná hlava s ttap® drážkou

Strana 6-164

T-hvězdicí

Strana 6-165

Cylindrická hlava

Strana 6-165

MAXXFAST vypouklá hlava s křížovou drážkou

Strana 6-167

MAXXFAST vypouklá hlava s ttap® drážkou

Strana 6-168

Válcová vypouklá hlava s křížovou drážkou

Strana 6-170

T-hvězdice Ocel

Strana 6-171

T-hvězdice Nerezocel

Strana 6-171

S křížovou drážkou

Strana 6-173
DIN 571

Šestihranný šroub do dřeva

Strana 6-176
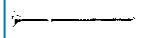
MAXXFAST zápustná hlava s ttap® drážkou

Strana 6-177

MAXXFAST přírubová hlava s ttap® drážkou

Strana 6-178

T-hvězdice

Strana 6-179
DIN 97

S drážkou

Strana 6-182
DIN 96

S drážkou

Strana 6-185
DIN 95

S drážkou

Strana 6-187
DIN 7997-Z

S křížovou drážkou

Strana 6-188

Dvojitý vrut do dřeva se zápustnou hlavou / žebra PZ

Strana 6-189
DIN 7996

S křížovou drážkou

Strana 6-190
DIN 7995-Z
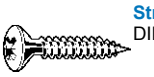
S křížovou drážkou

Strana 6-191

3TG podložka PZ

Strana 6-193

2TG podložka PZ

Strana 6-195

3TG podložka TX

Strana 6-196

2TG podložka TX

Strana 6-198

Šroub do sádrokartonu

Strana 6-199

Šroub do sádrokartonu

Strana 6-200
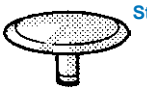
Plastový

Strana 6-201
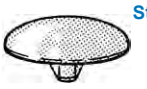
Plastový

Strana 6-201
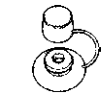
Plastový

Strana 6-202
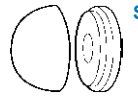
Plastový

Strana 6-203
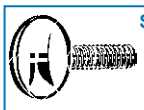
Metrický

Strana 6-204
DIN 464

Vysoký metrický

Strana 6-205
DIN 464 Sz
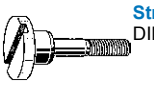
Vysoký s drážkou, metrický

Strana 6-206
DIN 653
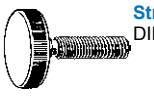
Nízký metrický

Strana 6-207
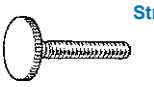
Nízký metrický, plast

Strana 6-208
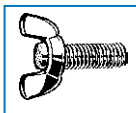
Americký model, metrický

Strana 6-209
DIN 316
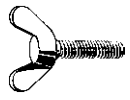
Zaoblená křídla, metrický

Stavěcí šroub s drážkou a plochým koncem

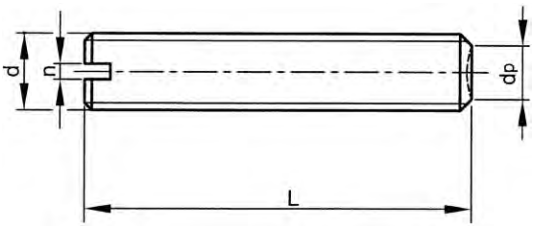

DIN	**551**
ISO	4766
NEN	1487
NF	E25-160



Technické údaje

d	d_p	n	P
M1.6	0.8	0.25	0.35
M2	1	0.25	0.4
M2.5	1.5	0.4	0.45
M3	2	0.4	0.5
M4	2.5	0.6	0.7
M5	3.5	0.8	0.8

d	d_p	n	P
M6	4	1	1
M8	5.5	1.2	1.25
M10	7	1.6	1.5
M12	8.5	2	1.75
M16	11.5	2.5	2

Skupiny produktů

Závit	Typ drážky	Materiál	Třída	Kód	Strana
M	Drážkované	Oc	14H	20010	6-4
M	Drážkované	NO A1/A2		51292	6-4
M	Drážkované	NO A4		55292	6-5

6

20010 Stavěcí šroub s drážkou a plochým koncem — G07A

Závit Metrický závit
Materiál Ocel
Třída 14H

d x L	✉	Kód výrobku	d x L	✉	Kód výrobku	d x L	✉	Kód výrobku
M3X4	500	20010.030.004	M4X25	250	20010.040.025	M6X10	500	20010.060.010
M3X5	500	20010.030.005	M4X30	250	20010.040.030	M6X12	250	20010.060.012
M3X6	500	20010.030.006	M4X35	250	20010.040.035	M6X16	250	20010.060.016
M3X8	500	20010.030.008				M6X20	250	20010.060.020
M3X10	500	20010.030.010	M5X5	500	20010.050.005	M6X25	250	20010.060.025
M3X16	500	20010.030.016	M5X6	500	20010.050.006			
M3X20	500	20010.030.020	M5X8	500	20010.050.008	M8X10	250	20010.080.010
			M5X10	500	20010.050.010	M8X20	250	20010.080.020
M4X4	500	20010.040.004	M5X12	500	20010.050.012	M8X30	100	20010.080.030
M4X5	500	20010.040.005	M5X16	250	20010.050.016			
M4X6	500	20010.040.006	M5X20	250	20010.050.020	M10X10	250	20010.100.010
M4X8	500	20010.040.008	M5X25	250	20010.050.025	M10X20	100	20010.100.020
M4X10	500	20010.040.010				M10X30	100	20010.100.030
M4X12	500	20010.040.012	M6X6	500	20010.060.006	M10X40	100	20010.100.040
M4X16	500	20010.040.016	M6X8	500	20010.060.008	M10X50	100	20010.100.050
M4X20	250	20010.040.020						

51292 Stavěcí šroub s drážkou a plochým koncem — R03A

Závit Metrický závit
Materiál Nerezocel A1/A2

d x L	✉	Kód výrobku	d x L	✉	Kód výrobku	d x L	✉	Kód výrobku
M1,6X2*	200	51292.016.002				M3X10	200	51292.030.010
M1,6X3*	200	51292.016.003	M2,5X3*	200	51292.025.003	M3X12*	200	51292.030.012
M1,6X4*	200	51292.016.004	M2,5X4*	200	51292.025.004	M3X16	200	51292.030.016
M1,6X5*	200	51292.016.005	M2,5X5*	200	51292.025.005	M3X20	200	51292.030.020
			M2,5X6*	200	51292.025.006			
M2X2*	200	51292.020.002	M2,5X8*	200	51292.025.008	M4X4	200	51292.040.004
M2X3*	200	51292.020.003	M2,5X10*	200	51292.025.010	M4X5	200	51292.040.005
M2X4*	200	51292.020.004				M4X6	200	51292.040.006
M2X5*	200	51292.020.005	M3X3*	200	51292.030.003	M4X8	200	51292.040.008
M2X6*	200	51292.020.006	M3X4*	200	51292.030.004	M4X10	200	51292.040.010
M2X8*	200	51292.020.008	M3X5*	200	51292.030.005	M4X12	200	51292.040.012
M2X10*	200	51292.020.010	M3X6	200	51292.030.006	M4X16	200	51292.040.016
M2X12*	200	51292.020.012	M3X8	200	51292.030.008	M4X18*	200	51292.040.018

51292 Stavěcí šroub s drážkou a plochým koncem

d x L	✉	Kód výrobku	d x L	✉	Kód výrobku	d x L	✉	Kód výrobku
M4X20	200	51292.040.020	M6X12*	200	51292.060.012	M8X40*	100	51292.080.040
M4X25*	200	51292.040.025	M6X16	200	51292.060.016	M8X45*	100	51292.080.045
M4X30	200	51292.040.030	M6X20	200	51292.060.020	M8X50*	100	51292.080.050
			M6X25	200	51292.060.025	M8X60*	100	51292.080.060
M5X5*	200	51292.050.005	M6X30*	200	51292.060.030			
M5X6	200	51292.050.006	M6X35*	200	51292.060.035	M10X10	100	51292.100.010
M5X8	200	51292.050.008	M6X40*	200	51292.060.040	M10X12*	50	51292.100.012
M5X10	200	51292.050.010	M6X45*	200	51292.060.045	M10X16*	50	51292.100.016
M5X12	200	51292.050.012	M6X60*	200	51292.060.060	M10X20	100	51292.100.020
M5X16	200	51292.050.016				M10X25*	50	51292.100.025
M5X20	200	51292.050.020	M8X8*	100	51292.080.008	M10X30	100	51292.100.030
M5X25*	200	51292.050.025	M8X10	200	51292.080.010	M10X35*	50	51292.100.035
M5X30*	200	51292.050.030	M8X12*	100	51292.080.012	M10X40	100	51292.100.040
M5X40*	200	51292.050.040	M8X16*	100	51292.080.016	M10X45*	50	51292.100.045
			M8X20	200	51292.080.020	M10X50*	50	51292.100.050
M6X6*	200	51292.060.006	M8X25*	100	51292.080.025	M10X55*	50	51292.100.055
M6X8	200	51292.060.008	M8X30	100	51292.080.030	M10X60*	50	51292.100.060
M6X10	200	51292.060.010	M8X35*	100	51292.080.035			

- Podle dostupnosti může být dodáno A1 nebo A2.

55292 Stavěcí šroub s drážkou a plochým koncem R43A

Závit Metrický závit
Materiál Nerezocel A4

d x L	✉	Kód výrobku	d x L	✉	Kód výrobku	d x L	✉	Kód výrobku
M3X6*	200	55292.030.006	M6X6*	200	55292.060.006	M8X50*	100	55292.080.050
M3X10	200	55292.030.010	M6X8	200	55292.060.008	M8X60*	100	55292.080.060
			M6X10	200	55292.060.010			
M4X4*	200	55292.040.004	M6X12	200	55292.060.012	M10X10	100	55292.100.010
M4X5*	200	55292.040.005	M6X16	200	55292.060.016	M10X12*	50	55292.100.012
M4X6*	200	55292.040.006	M6X20	200	55292.060.020	M10X16*	50	55292.100.016
M4X8	200	55292.040.008	M6X25	200	55292.060.025	M10X20	100	55292.100.020
M4X10	200	55292.040.010	M6X30*	200	55292.060.030	M10X25*	50	55292.100.025
M4X12	200	55292.040.012	M6X35*	200	55292.060.035	M10X30	100	55292.100.030
			M6X40*	200	55292.060.040	M10X35*	50	55292.100.035
M5X5*	200	55292.050.005				M10X40	100	55292.100.040
M5X6	200	55292.050.006	M8X10	200	55292.080.010	M10X45*	50	55292.100.045
M5X8	200	55292.050.008	M8X12*	100	55292.080.012	M10X50*	50	55292.100.050
M5X10	200	55292.050.010	M8X16*	100	55292.080.016	M10X60*	50	55292.100.060
M5X12	200	55292.050.012	M8X20	200	55292.080.020			
M5X16	200	55292.050.016	M8X25*	100	55292.080.025	M12X20*	50	55292.120.020
M5X18*	200	55292.050.018	M8X30	100	55292.080.030	M12X25*	50	55292.120.025
M5X20	200	55292.050.020	M8X35*	100	55292.080.035	M12X30*	50	55292.120.030
M5X25*	200	55292.050.025	M8X40*	100	55292.080.040			
M5X30*	200	55292.050.030	M8X45*	100	55292.080.045	M16X35*	50	55292.160.035

Stavěcí šroub s drážkou a kuželovým koncem

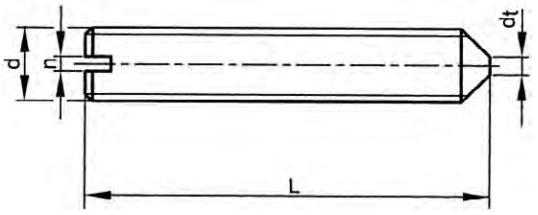

DIN	**553**
ISO	7434
NEN	1488
NF	E25-161
BS	4219



Technické údaje

d	d_t (max.)	n	P	d	d_t (max.)	n	P
M1.6	0.16	0.25	0.35	**M5**	0.5	0.8	0.8
M2	0.2	0.25	0.4	**M6**	1.5	1	1
M2.5	0.25	0.4	0.45	**M8**	2	1.2	1.25
M3	0.3	0.4	0.5	**M10**	2.5	1.6	1.5
M4	0.4	0.6	0.7	**M12**	3	2	1.75

Skupiny produktů

Závit	Typ drážky	Materiál	Třída	Kód	Strana
M	Drážkované	Oc	14H	20030	6-6
M	Drážkované	NO A1/A2		51293	6-6
M	Drážkované	NO A4		55293	6-7

6

20030 Stavěcí šroub s drážkou a kuželovým koncem — G07A

Závit Metrický závit
Materiál Ocel
Třída 14H

d x L	✉	Kód výrobku	d x L	✉	Kód výrobku	d x L	✉	Kód výrobku
M3X4	500	20030.030.004	M4X30	250	20030.040.030	M6X16	250	20030.060.016
M3X5	500	20030.030.005	M4X35	250	20030.040.035	M6X20	250	20030.060.020
M3X6	500	20030.030.006				M6X25	250	20030.060.025
M3X10	500	20030.030.010	M5X6	500	20030.050.006			
M3X12	500	20030.030.012	M5X8	500	20030.050.008	M8X10	250	20030.080.010
			M5X10	500	20030.050.010	M8X20	250	20030.080.020
M4X5	500	20030.040.005	M5X12	500	20030.050.012	M8X30	100	20030.080.030
M4X6	500	20030.040.006	M5X16	250	20030.050.016			
M4X8	500	20030.040.008	M5X20	250	20030.050.020	M10X10	250	20030.100.010
M4X10	500	20030.040.010	M5X25	250	20030.050.025	M10X16	100	20030.100.016
M4X12	500	20030.040.012				M10X20	100	20030.100.020
M4X16	500	20030.040.016	M6X8	500	20030.060.008	M10X30	100	20030.100.030
M4X20	250	20030.040.020	M6X10	500	20030.060.010	M10X40	100	20030.100.040
M4X25	250	20030.040.025	M6X12	250	20030.060.012	M10X50	100	20030.100.050

51293 Stavěcí šroub s drážkou a kuželovým koncem — R03A

Závit Metrický závit
Materiál Nerezocel A1/A2

d x L	✉	Kód výrobku	d x L	✉	Kód výrobku	d x L	✉	Kód výrobku
M1,6X2*	200	51293.016.002	M2,5X8*	200	51293.025.008	M4X12	200	51293.040.012
M1,6X3*	200	51293.016.003				M4X16	200	51293.040.016
M1,6X4*	200	51293.016.004	M3X3*	200	51293.030.003	M4X20*	200	51293.040.020
			M3X4	200	51293.030.004	M4X25	200	51293.040.025
M2X2*	200	51293.020.002	M3X5	200	51293.030.005	M4X30	200	51293.040.030
M2X3*	200	51293.020.003	M3X6	200	51293.030.006	M4X35	200	51293.040.035
M2X4*	200	51293.020.004	M3X8	200	51293.030.008			
M2X5*	200	51293.020.005	M3X10	200	51293.030.010	M5X5*	200	51293.050.005
M2X6*	200	51293.020.006	M3X16*	200	51293.030.016	M5X6	200	51293.050.006
M2X8*	200	51293.020.008	M3X20*	200	51293.030.020	M5X8	200	51293.050.008
M2X10*	200	51293.020.010				M5X10	200	51293.050.010
M2X12*	200	51293.020.012	M4X4*	200	51293.040.004	M5X12	200	51293.050.012
			M4X5	200	51293.040.005	M5X16	200	51293.050.016
M2,5X3*	200	51293.025.003	M4X6	200	51293.040.006	M5X20	200	51293.050.020
M2,5X5*	200	51293.025.005	M4X8	200	51293.040.008	M5X25	200	51293.050.025
M2,5X6*	200	51293.025.006	M4X10	200	51293.040.010	M5X30*	200	51293.050.030

51293 Stavěcí šroub s drážkou a kuželovým koncem

d x L	✉	Kód výrobku	d x L	✉	Kód výrobku	d x L	✉	Kód výrobku
						M8X50*	100	51293.080.050
M6X6*	200	51293.060.006	M8X8*	100	51293.080.008			
M6X8	200	51293.060.008	M8X10	200	51293.080.010	M10X12*	50	51293.100.012
M6X10	200	51293.060.010	M8X12*	100	51293.080.012	M10X16*	50	51293.100.016
M6X12*	200	51293.060.012	M8X16*	100	51293.080.016	M10X20	100	51293.100.020
M6X16	200	51293.060.016	M8X20	200	51293.080.020	M10X25*	50	51293.100.025
M6X20*	200	51293.060.020	M8X25*	100	51293.080.025	M10X30	100	51293.100.030
M6X25	200	51293.060.025	M8X30	200	51293.080.030	M10X35*	50	51293.100.035
M6X30*	200	51293.060.030	M8X35*	100	51293.080.035	M10X50	100	51293.100.050
M6X35*	200	51293.060.035	M8X40*	100	51293.080.040			
M6X40*	200	51293.060.040	M8X45*	100	51293.080.045			

- Podle dostupnosti může být dodáno A1 nebo A2.

55293 Stavěcí šroub s drážkou a kuželovým koncem R43A

Závit Metrický závit
Materiál Nerezocel A4

d x L	✉	Kód výrobku	d x L	✉	Kód výrobku	d x L	✉	Kód výrobku
M3X5	200	55293.030.005	M5X12	200	55293.050.012	M8X12*	100	55293.080.012
M3X8	200	55293.030.008	M5X16	200	55293.050.016	M8X16*	100	55293.080.016
M3X10	200	55293.030.010	M5X25	200	55293.050.025			
						M10X12*	50	55293.100.012
M4X5	200	55293.040.005	M6X6*	200	55293.060.006	M10X16*	50	55293.100.016
M4X8	200	55293.040.008	M6X10	200	55293.060.010	M10X20	100	55293.100.020
M4X10	200	55293.040.010	M6X12	200	55293.060.012	M10X30	100	55293.100.030
M4X12	200	55293.040.012	M6X16	200	55293.060.016	M10X35*	50	55293.100.035
M4X16	200	55293.040.016	M6X20	200	55293.060.020	M10X50	100	55293.100.050
			M6X25	200	55293.060.025			
M5X6	200	55293.050.006				M12X25*	50	55293.120.025
M5X8	200	55293.050.008	M8X10	200	55293.080.010	M12X30*	50	55293.120.030
M5X10	200	55293.050.010						

6

Stavěcí šroub s drážkou a důlkem

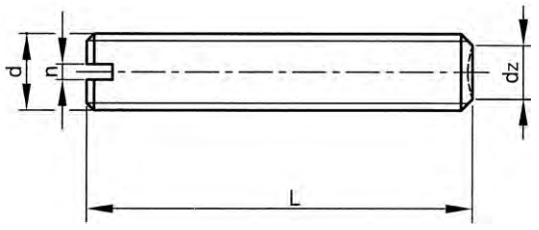

DIN	**438**
ISO	7436
NEN	1486
NF	E25-163

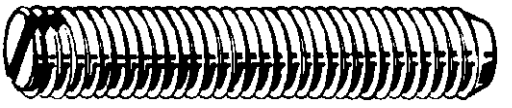

Technické údaje

d	d_z	n	P	d	d_z	n	P
M3	1.4	0.4	0.5	**M6**	3	1	1
M4	2	0.6	0.7	**M8**	5	1.2	1.25
M5	2.5	0.8	0.8	**M10**	6	1.6	1.5

Skupiny produktů

Závit	Typ drážky	Materiál	Třída	Kód	Strana
M	Drážkované	Oc	14H	20000	6-7
M	Drážkované	NO A1/A2		51291	6-8

20000 Stavěcí šroub s drážkou a důlkem G07A

Závit Metrický závit
Materiál Ocel
Třída 14H

d x L	✉	Kód výrobku	d x L	✉	Kód výrobku	d x L	✉	Kód výrobku
M3X4	500	20000.030.004	M3X10	500	20000.030.010	M4X6	500	20000.040.006
M3X6	500	20000.030.006				M4X8	500	20000.040.008
M3X8	500	20000.030.008	M4X5	500	20000.040.005	M4X10	500	20000.040.010

20000 **Stavěcí šroub s drážkou a důlkem** ←

d x L	✉	Kód výrobku	d x L	✉	Kód výrobku	d x L	✉	Kód výrobku
M4X12	500	20000.040.012	M5X6	500	20000.050.006	M6X8	500	20000.060.008
M4X16	500	20000.040.016	M5X8	500	20000.050.008	M6X10	500	20000.060.010
M4X25	250	20000.040.025	M5X10	500	20000.050.010	M6X12	250	20000.060.012
M4X30	250	20000.040.030	M5X16	250	20000.050.016	M6X16	250	20000.060.016
M4X35	250	20000.040.035	M5X20	250	20000.050.020	M6X20	250	20000.060.020

51291 **Stavěcí šroub s drážkou a důlkem** **R03A**

Závit Metrický závit
Materiál Nerezocel A1/A2

d x L	✉	Kód výrobku	d x L	✉	Kód výrobku	d x L	✉	Kód výrobku
M3X4	200	51291.030.004	M4X25	200	51291.040.025	M6X16	200	51291.060.016
M3X5	200	51291.030.005				M6X20	200	51291.060.020
M3X6	200	51291.030.006	M5X10	200	51291.050.010			
M3X8	200	51291.030.008	M5X12	200	51291.050.012	M8X10*	100	51291.080.010
			M5X16	200	51291.050.016	M8X12*	100	51291.080.012
M4X5*	200	51291.040.005	M5X20	200	51291.050.020	M8X16*	100	51291.080.016
M4X6	200	51291.040.006	M5X25*	200	51291.050.025	M8X20*	100	51291.080.020
M4X8	200	51291.040.008				M8X25*	100	51291.080.025
M4X10	200	51291.040.010	M6X6*	100	51291.060.006	M8X35*	100	51291.080.035
M4X12	200	51291.040.012	M6X8	200	51291.060.008			
M4X16	200	51291.040.016	M6X12	200	51291.060.012	M10X35*	100	51291.100.035
M4X20	200	51291.040.020						

- Podle dostupnosti může být dodáno A1 nebo A2.

6

Stavěcí šroub s kuželovým zakončením

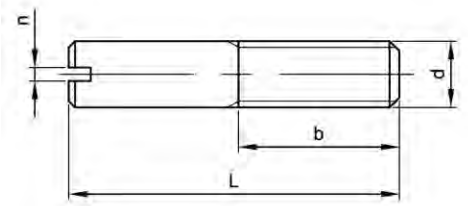

DIN **427**
ISO 2342

Technické údaje

d	b	n	P
M3	3.6	0.4	0.5
M4	4.8	0.6	0.7
M5	6.0	0.8	0.8
M6	7.2	1.0	1
M8	9.6	1.2	1.25
M10	12.0	1.6	1.5

51296 **Stavěcí šroub s kuželovým zakončením** **R03A**

Závit Metrický závit
Materiál Nerezocel A2

d x L	✉	Kód výrobku	d x L	✉	Kód výrobku	d x L	✉	Kód výrobku
M3X6*	200	51296.030.006	M4X30*	200	51296.040.030	M6X12*	100	51296.060.012
M3X8*	200	51296.030.008	M4X35*	200	51296.040.035	M6X16*	100	51296.060.016
M3X10*	200	51296.030.010				M6X20*	100	51296.060.020
M3X12*	200	51296.030.012	M5X10*	200	51296.050.010	M6X25*	100	51296.060.025
M3X16*	200	51296.030.016	M5X12*	200	51296.050.012	M6X30*	100	51296.060.030
			M5X16*	200	51296.050.016	M6X35*	100	51296.060.035
M4X8*	200	51296.040.008	M5X20*	200	51296.050.020	M6X40*	100	51296.060.040
M4X10*	200	51296.040.010	M5X25*	200	51296.050.025			
M4X12*	200	51296.040.012	M5X30*	200	51296.050.030	M8X16*	100	51296.080.016
M4X16*	200	51296.040.016	M5X35*	200	51296.050.035	M8X20*	100	51296.080.020
M4X20*	200	51296.040.020	M5X40*	200	51296.050.040	M8X25*	100	51296.080.025
M4X25*	200	51296.040.025				M8X30*	100	51296.080.030

51296 **Stavěcí šroub s kuželovým zakončením** ←

d x L	✉	Kód výrobku	d x L	✉	Kód výrobku	d x L	✉	Kód výrobku
M8X35*	100	51296.080.035	M10X20*	50	51296.100.020	M10X35*	50	51296.100.035
M8X40*	100	51296.080.040	M10X25*	50	51296.100.025	M10X40*	50	51296.100.040
			M10X30*	50	51296.100.030			

tavěcí šroub s dlouhým čípkem

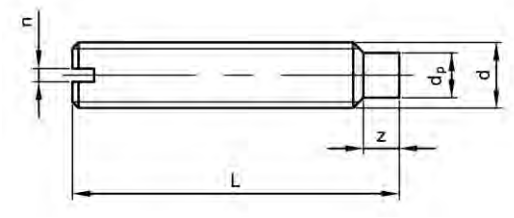

DIN 417



Technické údaje

d	d_p (max.)	n	P	z (min.)
M3	2	0.4	0.5	1.5
M4	2.5	0.6	0.7	2
M5	3.5	0.8	0.8	2.5
M6	4	1	1	3
M8	5.5	1.2	1.25	4
M10	7	1.6	1.5	5
M12	8.5	2	1.75	6

6

51290 **tavěcí šroub s dlouhým čípkem** **R09A**

Závit Metrický závit
Materiál Nerezocel A2

d x L	✉	Kód výrobku	d x L	✉	Kód výrobku	d x L	✉	Kód výrobku
M3X4*	200	51290.030.004	M5X8*	200	51290.050.008	M8X10*	100	51290.080.010
M3X5*	200	51290.030.005	M5X10*	200	51290.050.010	M8X12*	100	51290.080.012
M3X6*	200	51290.030.006	M5X12*	200	51290.050.012	M8X16*	100	51290.080.016
M3X8*	200	51290.030.008	M5X16*	200	51290.050.016	M8X20*	100	51290.080.020
M3X10*	200	51290.030.010	M5X20*	200	51290.050.020	M8X25*	100	51290.080.025
M3X12*	200	51290.030.012	M5X25*	200	51290.050.025	M8X30*	100	51290.080.030
M3X16*	200	51290.030.016				M8X40*	100	51290.080.040
M3X20*	200	51290.030.020	M6X6*	100	51290.060.006			
			M6X8*	100	51290.060.008	M10X12*	100	51290.100.012
M4X8*	200	51290.040.008	M6X10*	100	51290.060.010	M10X16*	100	51290.100.016
M4X10*	200	51290.040.010	M6X12*	100	51290.060.012	M10X20*	100	51290.100.020
M4X12*	200	51290.040.012	M6X16*	100	51290.060.016	M10X25*	100	51290.100.025
M4X16*	200	51290.040.016	M6X20*	100	51290.060.020	M10X30*	100	51290.100.030
M4X20*	200	51290.040.020						
			M8X8*	100	51290.080.008	M12X20*	50	51290.120.020

Šroub s válcovou hlavou s drážkou

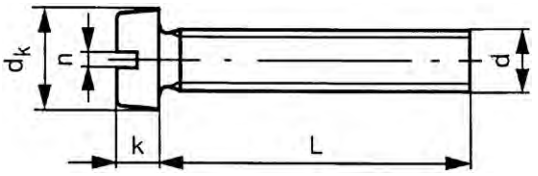

DIN	**84**
ISO	1207
NEN	1602
ASME	B18.6.7M
NF	E25-127
BS	4183

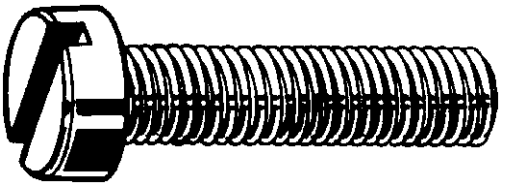

Technické údaje

d	d_k	k	n	P	Plný závit L ≤
M1	2	0.7	0.25	0.25	30
M1.2	2.3	0.8	0.3	0.25	30
M1.4	2.6	0.9	0.3	0.3	30
M1.6	3	1	0.4	0.35	30
M1.7 (≠DIN)	3.4	1.2	0.4	0.35	30
M2	3.8	1.3	0.5	0.4	30
M2.3 (≠DIN)	4.4	1.5	0.6	0.45	30
M2.5	4.5	1.6	0.6	0.45	30
M2.6 (≠DIN)	5	1.7	0.6	0.45	30
M3	5.5	2	0.8	0.5	30
M3.5	6	2.4	1	0.6	40
M4	7	2.6	1.2	0.7	40
M5	8.5	3.3	1.2	0.8	40
M6	10	3.9	1.6	1	40
M8	13	5	2	1.25	40
M10	16	6	2.5	1.5	40
M12 (≠DIN)	18	7	3	1.75	40

Skupiny produktů

Závit	Typ drážky	Materiál	Třída	Povrchová úprava		Barva	Kód	Strana
M	Drážkované	Oc	4.8	Zn			24520	6-10
M	Drážkované	Oc	4.8	Zn žl			24510	6-11
M	Drážkované	Oc	4.8	Zn čern.			24515	6-11
M	Drážkované	Oc	8.8	Zn			24402	6-12
M	Drážkované	NO A2					51121	6-12
M	Drážkované	NO A2			Velké Balení		51120	6-12
M	Drážkované	NO A4					55120	6-13
M	Drážkované	Br Cu2/Cu3					48020	6-14
M	Drážkované	Br Cu2/Cu3		Ni.			48520	6-15
M	Drážkované	Plast PA	PA 6.6			Bílá	56410	6-15

24520 **Šroub s válcovou hlavou s drážkou** **H01A**

Závit	Metrický závit
Materiál	Ocel
Třída	4.8
Povrchová úprava	Pozinkované

RoHS



d x L	✉	Kód výrobku	d x L	✉	Kód výrobku	d x L	✉	Kód výrobku
M2X4	200	24520.020.004				M3,5X10	200	24520.035.010
M2X5	200	24520.020.005	M3X4	200	24520.030.004	M3,5X12	200	24520.035.012
M2X6	200	24520.020.006	M3X5	200	24520.030.005	M3,5X16	200	24520.035.016
M2X8	200	24520.020.008	M3X6	200	24520.030.006	M3,5X20	200	24520.035.020
M2X10	200	24520.020.010	M3X8	200	24520.030.008	M3,5X25	200	24520.035.025
M2X12	200	24520.020.012	M3X10	200	24520.030.010	M3,5X30	200	24520.035.030
M2X16	200	24520.020.016	M3X12	200	24520.030.012	M3,5X35	200	24520.035.035
M2X20	200	24520.020.020	M3X16	200	24520.030.016	M3,5X40	200	24520.035.040
M2X30	200	24520.020.030	M3X20	200	24520.030.020	M3,5X50	200	24520.035.050
			M3X25	200	24520.030.025			
M2,5X4	200	24520.025.004	M3X30	200	24520.030.030	M4X5	200	24520.040.005
M2,5X5	200	24520.025.005	M3X35	200	24520.030.035	M4X6	200	24520.040.006
M2,5X6	200	24520.025.006	M3X40	200	24520.030.040	M4X8	200	24520.040.008
M2,5X8	200	24520.025.008	M3X45	200	24520.030.045	M4X10	200	24520.040.010
M2,5X10	200	24520.025.010	M3X50	200	24520.030.050	M4X12	200	24520.040.012
M2,5X12	200	24520.025.012	M3X60	200	24520.030.060	M4X14	200	24520.040.014
M2,5X16	200	24520.025.016	M3X70	200	24520.030.070	M4X16	200	24520.040.016
M2,5X20	200	24520.025.020				M4X18	200	24520.040.018
M2,5X25	200	24520.025.025	M3,5X6	200	24520.035.006	M4X20	200	24520.040.020
M2,5X30	200	24520.025.030	M3,5X8	200	24520.035.008	M4X25	200	24520.040.025

24520 Šroub s válcovou hlavou s drážkou

d x L	✉	Kód výrobku	d x L	✉	Kód výrobku	d x L	✉	Kód výrobku
M4X30	200	24520.040.030	M5X100	100	24520.050.100	M8X60	100	24520.080.060
M4X35	200	24520.040.035				M8X70	100	24520.080.070
M4X40	200	24520.040.040	M6X8	200	24520.060.008	M8X80	100	24520.080.080
M4X45	200	24520.040.045	M6X10	200	24520.060.010	M8X100	100	24520.080.100
M4X50	200	24520.040.050	M6X12	200	24520.060.012			
M4X55	200	24520.040.055	M6X16	200	24520.060.016	M10X16	100	24520.100.016
M4X60	200	24520.040.060	M6X20	200	24520.060.020	M10X20	100	24520.100.020
M4X65	200	24520.040.065	M6X25	200	24520.060.025	M10X25	100	24520.100.025
M4X70	200	24520.040.070	M6X30	200	24520.060.030	M10X30	100	24520.100.030
M4X80	200	24520.040.080	M6X35	200	24520.060.035	M10X35	100	24520.100.035
			M6X40	200	24520.060.040	M10X40	100	24520.100.040
M5X6	200	24520.050.006	M6X45	200	24520.060.045	M10X45	100	24520.100.045
M5X8	200	24520.050.008	M6X50	200	24520.060.050	M10X50	100	24520.100.050
M5X10	200	24520.050.010	M6X60	200	24520.060.060	M10X60	100	24520.100.060
M5X12	200	24520.050.012	M6X70	200	24520.060.070	M10X70	100	24520.100.070
M5X16	200	24520.050.016	M6X80	100	24520.060.080	M10X80	100	24520.100.080
M5X18	200	24520.050.018	M6X90	100	24520.060.090	M10X100	100	24520.100.100
M5X20	200	24520.050.020	M6X100	100	24520.060.100			
M5X25	200	24520.050.025				M12X20	100	24520.120.020
M5X30	200	24520.050.030	M8X10	200	24520.080.010	M12X25	100	24520.120.025
M5X35	200	24520.050.035	M8X12	200	24520.080.012	M12X30	100	24520.120.030
M5X40	200	24520.050.040	M8X16	200	24520.080.016	M12X35	100	24520.120.035
M5X45	200	24520.050.045	M8X20	200	24520.080.020	M12X40	100	24520.120.040
M5X50	200	24520.050.050	M8X25	200	24520.080.025	M12X50	100	24520.120.050
M5X55	100	24520.050.055	M8X30	200	24520.080.030	M12X60	50	24520.120.060
M5X60	200	24520.050.060	M8X35	200	24520.080.035	M12X70	50	24520.120.070
M5X70	200	24520.050.070	M8X40	200	24520.080.040	M12X80	50	24520.120.080
M5X80	100	24520.050.080	M8X45	200	24520.080.045			
M5X90	100	24520.050.090	M8X50	200	24520.080.050			

6

24510 Šroub s válcovou hlavou s drážkou H01A

Závit Metrický závit
Materiál Ocel
Třída 4.8
Povrchová úprava Pozinkované žlutě pasivované

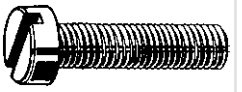

d x L	✉	Kód výrobku	d x L	✉	Kód výrobku	d x L	✉	Kód výrobku
M2X6	500	24510.020.006	M4X6	500	24510.040.006	M5X60	200	24510.050.060
M2X8	500	24510.020.008	M4X8	500	24510.040.008	M5X70	200	24510.050.070
M2X10	500	24510.020.010	M4X10	500	24510.040.010	M5X80	200	24510.050.080
M2X12	500	24510.020.012	M4X12	500	24510.040.012			
M2X16	500	24510.020.016	M4X16	500	24510.040.016	M6X8	200	24510.060.008
			M4X20	500	24510.040.020	M6X10	200	24510.060.010
M2,5X6	500	24510.025.006	M4X25	500	24510.040.025	M6X12	200	24510.060.012
M2,5X8	500	24510.025.008	M4X30	500	24510.040.030	M6X16	200	24510.060.016
M2,5X10	500	24510.025.010	M4X35	500	24510.040.035	M6X20	200	24510.060.020
M2,5X12	500	24510.025.012	M4X40	500	24510.040.040	M6X25	200	24510.060.025
M2,5X16	500	24510.025.016	M4X45	500	24510.040.045	M6X30	200	24510.060.030
M2,5X20	500	24510.025.020	M4X50	500	24510.040.050	M6X35	200	24510.060.035
M2,5X25	500	24510.025.025	M4X60	200	24510.040.060	M6X40	200	24510.060.040
			M4X70	200	24510.040.070	M6X45	200	24510.060.045
M3X6	500	24510.030.006	M4X80	200	24510.040.080	M6X50	200	24510.060.050
M3X8	500	24510.030.008				M6X60	200	24510.060.060
M3X10	500	24510.030.010	M5X8	500	24510.050.008	M6X70	200	24510.060.070
M3X12	500	24510.030.012	M5X10	500	24510.050.010	M6X80	200	24510.060.080
M3X16	500	24510.030.016	M5X12	500	24510.050.012			
M3X20	500	24510.030.020	M5X16	500	24510.050.016	M8X16	200	24510.080.016
M3X25	500	24510.030.025	M5X20	500	24510.050.020	M8X20	200	24510.080.020
M3X30	500	24510.030.030	M5X25	500	24510.050.025	M8X25	200	24510.080.025
M3X35	500	24510.030.035	M5X30	500	24510.050.030	M8X30	200	24510.080.030
M3X40	500	24510.030.040	M5X35	500	24510.050.035	M8X35	200	24510.080.035
M3X50	500	24510.030.050	M5X40	500	24510.050.040	M8X40	200	24510.080.040
M3X60	500	24510.030.060	M5X45	200	24510.050.045	M8X50	200	24510.080.050
			M5X50	200	24510.050.050	M8X80	200	24510.080.080

24515 Šroub s válcovou hlavou s drážkou H01A

Závit Metrický závit
Materiál Ocel
Třída 4.8
Povrchová úprava Pozinkované černě pasivované

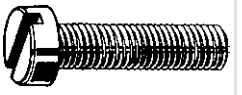

d x L	✉	Kód výrobku	d x L	✉	Kód výrobku	d x L	✉	Kód výrobku
M2X6	200	24515.020.006	M3X20	200	24515.030.020			
M2X8	200	24515.020.008	M3X25	200	24515.030.025	M5X6	200	24515.050.006
M2X10	200	24515.020.010	M3X30	200	24515.030.030	M5X8	200	24515.050.008
M2X12	200	24515.020.012				M5X10	200	24515.050.010
M2X16	200	24515.020.016	M4X6	200	24515.040.006	M5X12	200	24515.050.012
M2X20	200	24515.020.020	M4X8	200	24515.040.008	M5X16	200	24515.050.016
			M4X10	200	24515.040.010	M5X20	200	24515.050.020
M3X4	200	24515.030.004	M4X12	200	24515.040.012			
M3X6	200	24515.030.006	M4X16	200	24515.040.016	M6X8	200	24515.060.008
M3X8	200	24515.030.008	M4X20	200	24515.040.020	M6X10	200	24515.060.010
M3X10	200	24515.030.010	M4X25	200	24515.040.025	M6X16	200	24515.060.016
M3X12	200	24515.030.012	M4X30	200	24515.040.030	M6X20	200	24515.060.020
M3X16	200	24515.030.016						

24402 Šroub s válcovou hlavou s drážkou — H07A

Závit Metrický závit
Materiál Ocel
Třída 8.8
Povrchová úprava Pozinkované

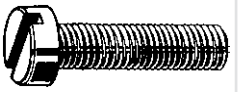

d x L	✉	Kód výrobku	d x L	✉	Kód výrobku	d x L	✉	Kód výrobku
M2X5	200	24402.020.005	M3X16	200	24402.030.016	M5X10	200	24402.050.010
M2X6	200	24402.020.006	M3X20	200	24402.030.020	M5X12	200	24402.050.012
M2X8	200	24402.020.008	M3X25	200	24402.030.025	M5X16	200	24402.050.016
M2X10	200	24402.020.010	M3X30	200	24402.030.030	M5X20	200	24402.050.020
M2X12	200	24402.020.012	M3X40	200	24402.030.040	M5X25	200	24402.050.025
M2X16	200	24402.020.016				M5X30	200	24402.050.030
M2X20	200	24402.020.020	M4X6	200	24402.040.006	M5X40	200	24402.050.040
			M4X8	200	24402.040.008	M5X50	200	24402.050.050
M2,5X5	200	24402.025.005	M4X10	200	24402.040.010			
M2,5X6	200	24402.025.006	M4X12	200	24402.040.012	M6X8	200	24402.060.008
M2,5X8	200	24402.025.008	M4X16	200	24402.040.016	M6X10	200	24402.060.010
M2,5X10	200	24402.025.010	M4X20	200	24402.040.020	M6X12	200	24402.060.012
			M4X25	200	24402.040.025	M6X16	200	24402.060.016
M3X5	200	24402.030.005	M4X30	200	24402.040.030	M6X20	200	24402.060.020
M3X6	200	24402.030.006	M4X40	200	24402.040.040	M6X25	200	24402.060.025
M3X8	200	24402.030.008	M4X50	200	24402.040.050	M6X30	200	24402.060.030
M3X10	200	24402.030.010				M6X40	200	24402.060.040
M3X12	200	24402.030.012	M5X8	200	24402.050.008			

51121 Šroub s válcovou hlavou s drážkou — R02A

Závit Metrický závit
Materiál Nerezocel A2

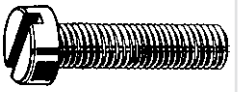

d x L	✉	Kód výrobku	d x L	✉	Kód výrobku	d x L	✉	Kód výrobku
M2X4	200	51121.020.004	M3X4	200	51121.030.004	M3X50	200	51121.030.050
M2X10	200	51121.020.010	M3X5	200	51121.030.005			
M2X20	200	51121.020.020	M3X6	200	51121.030.006	M4X6	200	51121.040.006
			M3X10	200	51121.030.010	M4X8	200	51121.040.008
M2,5X4	200	51121.025.004	M3X16	200	51121.030.016	M4X10	200	51121.040.010
M2,5X8	200	51121.025.008	M3X20	200	51121.030.020	M4X12	200	51121.040.012
M2,5X10	200	51121.025.010	M3X25	200	51121.030.025	M4X16	200	51121.040.016
M2,5X12	200	51121.025.012	M3X30	200	51121.030.030	M4X20	200	51121.040.020
			M3X40	200	51121.030.040			

51120 Šroub s válcovou hlavou s drážkou — R02A

Závit Metrický závit
Materiál Nerezocel A2

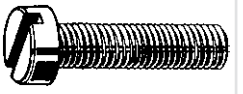

d x L	✉	Kód výrobku	d x L	✉	Kód výrobku	d x L	✉	Kód výrobku
M1X2*	1000	51120.010.002	M1X10	100	51120.010.010	M1,2X6	100	51120.012.006
M1X3	100	51120.010.003				M1,2X8	100	51120.012.008
M1X4	100	51120.010.004	M1,2X2*	1000	51120.012.002	M1,2X10	100	51120.012.010
M1X5	100	51120.010.005	M1,2X3	100	51120.012.003			
M1X6	100	51120.010.006	M1,2X4	100	51120.012.004	M1,4X3*	1000	51120.014.003
M1X8	100	51120.010.008	M1,2X5	100	51120.012.005	M1,4X4*	1000	51120.014.004

51120 Šroub s válcovou hlavou s drážkou

d x L	✉	Kód výrobku
M1,4X5*	1000	51120.014.005
M1,4X6*	1000	51120.014.006
M1,4X8*	1000	51120.014.008
M1,4X10*	1000	51120.014.010
M1,4X12*	1000	51120.014.012
M1,6X2*	1000	51120.016.002
M1,6X3	100	51120.016.003
M1,6X4	100	51120.016.004
M1,6X5	100	51120.016.005
M1,6X6	100	51120.016.006
M1,6X8	100	51120.016.008
M1,6X10	100	51120.016.010
M1,6X12	100	51120.016.012
M1,6X14*	1000	51120.016.014
M1,6X16*	1000	51120.016.016
M1,6X18*	1000	51120.016.018
M1,6X20*	1000	51120.016.020
M1,7X3*	1000	51120.017.003
M1,7X5*	1000	51120.017.005
M1,7X10*	1000	51120.017.010
M2X3	500	51120.020.003
M2X4	500	51120.020.004
M2X5	500	51120.020.005
M2X6	500	51120.020.006
M2X8	500	51120.020.008
M2X10	500	51120.020.010
M2X12	500	51120.020.012
M2X14*	1000	51120.020.014
M2X16	500	51120.020.016
M2X18*	1000	51120.020.018
M2X20	500	51120.020.020
M2X22*	500	51120.020.022
M2X25	500	51120.020.025
M2X30*	500	51120.020.030
M2X40*	500	51120.020.040
M2,3X3*	1000	51120.023.003
M2,3X4*	1000	51120.023.004
M2,3X10*	1000	51120.023.010
M2,3X20*	1000	51120.023.020
M2,5X3*	1000	51120.025.003
M2,5X4	500	51120.025.004
M2,5X5	500	51120.025.005
M2,5X6	500	51120.025.006
M2,5X8	500	51120.025.008
M2,5X10	500	51120.025.010
M2,5X12	500	51120.025.012
M2,5X14*	1000	51120.025.014
M2,5X16	500	51120.025.016
M2,5X18*	1000	51120.025.018
M2,5X20	500	51120.025.020
M2,5X22*	500	51120.025.022
M2,5X25	500	51120.025.025
M2,5X30*	500	51120.025.030
M2,5X35*	500	51120.025.035
M2,6X5*	1000	51120.026.005
M2,6X6*	1000	51120.026.006
M2,6X8*	1000	51120.026.008
M2,6X10*	1000	51120.026.010
M3X3*	500	51120.030.003
M3X4	500	51120.030.004
M3X5	500	51120.030.005

d x L	✉	Kód výrobku
M3X6	500	51120.030.006
M3X8	500	51120.030.008
M3X10	500	51120.030.010
M3X12	500	51120.030.012
M3X14	500	51120.030.014
M3X16	500	51120.030.016
M3X18*	500	51120.030.018
M3X20	500	51120.030.020
M3X22*	500	51120.030.022
M3X25	500	51120.030.025
M3X28*	500	51120.030.028
M3X30	500	51120.030.030
M3X35	500	51120.030.035
M3X40	500	51120.030.040
M3X45*	200	51120.030.045
M3X50	500	51120.030.050
M3X55*	200	51120.030.055
M3X60	500	51120.030.060
M3,5X5*	500	51120.035.005
M3,5X6*	500	51120.035.006
M3,5X8*	500	51120.035.008
M3,5X10	500	51120.035.010
M3,5X12*	500	51120.035.012
M3,5X16*	500	51120.035.016
M3,5X20	500	51120.035.020
M3,5X25	500	51120.035.025
M3,5X30	500	51120.035.030
M3,5X35*	500	51120.035.035
M3,5X40*	500	51120.035.040
M3,5X50*	200	51120.035.050
M4X4*	500	51120.040.004
M4X5*	500	51120.040.005
M4X6	500	51120.040.006
M4X8	500	51120.040.008
M4X10	500	51120.040.010
M4X12	500	51120.040.012
M4X14*	500	51120.040.014
M4X16	500	51120.040.016
M4X18	500	51120.040.018
M4X20	500	51120.040.020
M4X22	200	51120.040.022
M4X25	200	51120.040.025
M4X30	200	51120.040.030
M4X35	200	51120.040.035
M4X40	200	51120.040.040
M4X45	200	51120.040.045
M4X50	200	51120.040.050
M4X55*	500	51120.040.055
M4X60	200	51120.040.060
M4X70	200	51120.040.070
M4X75*	200	51120.040.075
M4X80	200	51120.040.080
M4X90	200	51120.040.090
M4X100	200	51120.040.100
M5X6	200	51120.050.006
M5X8	200	51120.050.008
M5X10	200	51120.050.010
M5X12	200	51120.050.012
M5X14*	500	51120.050.014
M5X16	200	51120.050.016
M5X18*	500	51120.050.018
M5X20	200	51120.050.020
M5X22*	500	51120.050.022
M5X25	200	51120.050.025
M5X28*	500	51120.050.028

d x L	✉	Kód výrobku
M5X30	200	51120.050.030
M5X35	200	51120.050.035
M5X40	200	51120.050.040
M5X45	200	51120.050.045
M5X50	200	51120.050.050
M5X55*	200	51120.050.055
M5X60	200	51120.050.060
M5X65*	200	51120.050.065
M5X70	200	51120.050.070
M5X80	200	51120.050.080
M5X90	200	51120.050.090
M5X100	200	51120.050.100
M6X6*	500	51120.060.006
M6X8	200	51120.060.008
M6X10	200	51120.060.010
M6X12	200	51120.060.012
M6X14*	500	51120.060.014
M6X16	200	51120.060.016
M6X18*	500	51120.060.018
M6X20	200	51120.060.020
M6X22*	200	51120.060.022
M6X25	200	51120.060.025
M6X30	200	51120.060.030
M6X35	100	51120.060.035
M6X40	100	51120.060.040
M6X45	100	51120.060.045
M6X50	100	51120.060.050
M6X55*	200	51120.060.055
M6X60	100	51120.060.060
M6X65*	200	51120.060.065
M6X70	100	51120.060.070
M6X75*	200	51120.060.075
M6X80	100	51120.060.080
M6X90	100	51120.060.090
M6X100	100	51120.060.100
M8X10*	200	51120.080.010
M8X12	100	51120.080.012
M8X16	100	51120.080.016
M8X20	100	51120.080.020
M8X25	100	51120.080.025
M8X30	100	51120.080.030
M8X35	100	51120.080.035
M8X40	100	51120.080.040
M8X45	100	51120.080.045
M8X50	100	51120.080.050
M8X60	100	51120.080.060
M8X70	50	51120.080.070
M8X80	50	51120.080.080
M8X90	50	51120.080.090
M8X100	50	51120.080.100
M10X16*	100	51120.100.016
M10X20	50	51120.100.020
M10X25	50	51120.100.025
M10X30	50	51120.100.030
M10X35*	100	51120.100.035
M10X40	50	51120.100.040
M10X45	50	51120.100.045
M10X50	50	51120.100.050
M10X60	50	51120.100.060
M10X70	50	51120.100.070
M10X80	50	51120.100.080
M10X90	50	51120.100.090
M10X100	50	51120.100.100

55120 Šroub s válcovou hlavou s drážkou

R42A

Závit Metrický závit
Materiál Nerezocel A4

RoHS

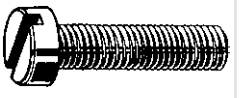

d x L	✉	Kód výrobku
M1X3*	1000	55120.010.003
M1X4*	1000	55120.010.004

d x L	✉	Kód výrobku
M1X5*	1000	55120.010.005

d x L	✉	Kód výrobku
M1,6X4*	1000	55120.016.004
M1,6X5*	1000	55120.016.005

6

55120 Šroub s válcovou hlavou s drážkou

d x L	✉	Kód výrobku
M1,6X6*	1000	55120.016.006
M1,6X8*	1000	55120.016.008
M1,6X10*	1000	55120.016.010
M2X3*	1000	55120.020.003
M2X4*	1000	55120.020.004
M2X5	500	55120.020.005
M2X6	500	55120.020.006
M2X8	500	55120.020.008
M2X10	500	55120.020.010
M2X12	500	55120.020.012
M2X14*	1000	55120.020.014
M2X16	500	55120.020.016
M2X20	500	55120.020.020
M2X25	500	55120.020.025
M2,3X6*	1000	55120.023.006
M2,3X10*	1000	55120.023.010
M2,5X3*	1000	55120.025.003
M2,5X4*	1000	55120.025.004
M2,5X5	500	55120.025.005
M2,5X6	500	55120.025.006
M2,5X8	500	55120.025.008
M2,5X10	500	55120.025.010
M2,5X12	500	55120.025.012
M2,5X14*	1000	55120.025.014
M2,5X16	500	55120.025.016
M2,5X18*	1000	55120.025.018
M2,5X20	500	55120.025.020
M2,5X25	500	55120.025.025
M2,5X30*	500	55120.025.030
M3X3*	500	55120.030.003
M3X4	500	55120.030.004
M3X5	500	55120.030.005
M3X6	500	55120.030.006
M3X8	500	55120.030.008
M3X10	500	55120.030.010
M3X12	500	55120.030.012
M3X14	500	55120.030.014
M3X16	500	55120.030.016
M3X18	500	55120.030.018
M3X20	500	55120.030.020
M3X22*	500	55120.030.022
M3X25	500	55120.030.025
M3X30	500	55120.030.030
M3X35	500	55120.030.035
M3X40	500	55120.030.040
M3X45*	200	55120.030.045
M3X50	500	55120.030.050
M3X60	500	55120.030.060

d x L	✉	Kód výrobku
M3,5X5*	500	55120.035.005
M3,5X6*	500	55120.035.006
M3,5X8*	500	55120.035.008
M3,5X10*	500	55120.035.010
M3,5X12*	500	55120.035.012
M3,5X20*	500	55120.035.020
M3,5X30*	500	55120.035.030
M3,5X35*	500	55120.035.035
M3,5X40*	500	55120.035.040
M4X4*	500	55120.040.004
M4X5*	500	55120.040.005
M4X6	500	55120.040.006
M4X8	500	55120.040.008
M4X10	500	55120.040.010
M4X12	500	55120.040.012
M4X14*	500	55120.040.014
M4X16	500	55120.040.016
M4X18*	500	55120.040.018
M4X20	500	55120.040.020
M4X22*	500	55120.040.022
M4X25	200	55120.040.025
M4X28*	500	55120.040.028
M4X30	200	55120.040.030
M4X35	200	55120.040.035
M4X40	200	55120.040.040
M4X45	200	55120.040.045
M4X50	200	55120.040.050
M4X60	200	55120.040.060
M4X70	200	55120.040.070
M4X80	200	55120.040.080
M4X90	200	55120.040.090
M4X100	200	55120.040.100
M5X6*	500	55120.050.006
M5X8	200	55120.050.008
M5X10	200	55120.050.010
M5X12	200	55120.050.012
M5X14*	500	55120.050.014
M5X16	200	55120.050.016
M5X18	200	55120.050.018
M5X20	200	55120.050.020
M5X22*	500	55120.050.022
M5X25	200	55120.050.025
M5X30	200	55120.050.030
M5X35	200	55120.050.035
M5X40	200	55120.050.040
M5X45	200	55120.050.045
M5X50	200	55120.050.050
M5X55*	200	55120.050.055
M5X60	200	55120.050.060
M5X70	200	55120.050.070
M5X80	200	55120.050.080

d x L	✉	Kód výrobku
M5X90	200	55120.050.090
M5X100	200	55120.050.100
M6X8	200	55120.060.008
M6X10	200	55120.060.010
M6X12	200	55120.060.012
M6X14*	500	55120.060.014
M6X16	200	55120.060.016
M6X18*	500	55120.060.018
M6X20	200	55120.060.020
M6X22*	200	55120.060.022
M6X25	200	55120.060.025
M6X30	200	55120.060.030
M6X35	100	55120.060.035
M6X40	100	55120.060.040
M6X45	100	55120.060.045
M6X50	100	55120.060.050
M6X55*	200	55120.060.055
M6X60	100	55120.060.060
M6X70	100	55120.060.070
M6X80	100	55120.060.080
M6X90	100	55120.060.090
M6X100	100	55120.060.100
M8X10*	200	55120.080.010
M8X12*	200	55120.080.012
M8X16	100	55120.080.016
M8X20	100	55120.080.020
M8X25	100	55120.080.025
M8X30	100	55120.080.030
M8X35	100	55120.080.035
M8X40	100	55120.080.040
M8X45	100	55120.080.045
M8X50	100	55120.080.050
M8X60	100	55120.080.060
M8X70	50	55120.080.070
M8X80	50	55120.080.080
M8X90	50	55120.080.090
M8X100	50	55120.080.100
M10X16*	100	55120.100.016
M10X20	50	55120.100.020
M10X25	50	55120.100.025
M10X30	50	55120.100.030
M10X35	50	55120.100.035
M10X40	50	55120.100.040
M10X45	50	55120.100.045
M10X50	50	55120.100.050
M10X60	50	55120.100.060
M10X70	50	55120.100.070
M10X80	50	55120.100.080
M10X90	50	55120.100.090
M10X100	50	55120.100.100

48020 Šroub s válcovou hlavou s drážkou

M05A

Závit Metrický závit
Materiál Mosaz Cu2/Cu3

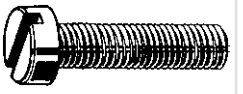

d x L	✉	Kód výrobku
M2X4	200	48020.020.004
M2X5	200	48020.020.005
M2X6	200	48020.020.006
M2X8	200	48020.020.008
M2X10	200	48020.020.010
M2X12	200	48020.020.012
M2X16	200	48020.020.016
M2X20	200	48020.020.020
M2,5X5	200	48020.025.005
M2,5X6	200	48020.025.006
M2,5X8	200	48020.025.008
M2,5X10	200	48020.025.010
M2,5X12	200	48020.025.012
M2,5X16	200	48020.025.016
M2,5X20	200	48020.025.020
M2,5X25	200	48020.025.025

d x L	✉	Kód výrobku
M3X4	200	48020.030.004
M3X5	200	48020.030.005
M3X6	200	48020.030.006
M3X8	200	48020.030.008
M3X10	200	48020.030.010
M3X12	200	48020.030.012
M3X16	200	48020.030.016
M3X20	200	48020.030.020
M3X25	200	48020.030.025
M3X30	200	48020.030.030
M3X35	200	48020.030.035
M3X40	200	48020.030.040
M3X50	200	48020.030.050
M4X5	200	48020.040.005
M4X6	200	48020.040.006

d x L	✉	Kód výrobku
M4X8	200	48020.040.008
M4X10	200	48020.040.010
M4X12	200	48020.040.012
M4X16	200	48020.040.016
M4X18	200	48020.040.018
M4X20	200	48020.040.020
M4X25	200	48020.040.025
M4X30	200	48020.040.030
M4X35	200	48020.040.035
M4X40	200	48020.040.040
M4X50	200	48020.040.050
M4X60	200	48020.040.060
M5X6	200	48020.050.006
M5X8	200	48020.050.008
M5X10	200	48020.050.010
M5X12	200	48020.050.012

48020 Šroub s válcovou hlavou s drážkou

d x L	✉	Kód výrobku	d x L	✉	Kód výrobku	d x L	✉	Kód výrobku
M5X16	200	48020.050.016	M6X16	200	48020.060.016	M8X25	100	48020.080.025
M5X20	200	48020.050.020	M6X20	200	48020.060.020	M8X30	100	48020.080.030
M5X25	200	48020.050.025	M6X25	200	48020.060.025	M8X40	100	48020.080.040
M5X30	200	48020.050.030	M6X30	200	48020.060.030	M8X50	100	48020.080.050
M5X35	200	48020.050.035	M6X35	200	48020.060.035	M8X60	100	48020.080.060
M5X40	200	48020.050.040	M6X40	200	48020.060.040			
M5X45	200	48020.050.045	M6X45	200	48020.060.045	M10X20	100	48020.100.020
M5X50	200	48020.050.050	M6X50	200	48020.060.050	M10X25	100	48020.100.025
M5X60	200	48020.050.060	M6X60	100	48020.060.060	M10X30	100	48020.100.030
			M6X70	100	48020.060.070	M10X40	100	48020.100.040
M6X8	200	48020.060.008				M10X50	100	48020.100.050
M6X10	200	48020.060.010	M8X16	100	48020.080.016			
M6X12	200	48020.060.012	M8X20	100	48020.080.020			

48520 Šroub s válcovou hlavou s drážkou

M05A

Závit Metrický závit
Materiál Mosaz Cu2/Cu3
Povrchová úprava Poniklované

RoHS

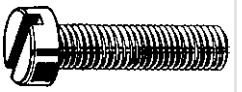

d x L	✉	Kód výrobku	d x L	✉	Kód výrobku	d x L	✉	Kód výrobku
M2,5X5	200	48520.025.005	M4X5	200	48520.040.005	M5X30	200	48520.050.030
M2,5X6	200	48520.025.006	M4X6	200	48520.040.006	M5X35	200	48520.050.035
M2,5X8	200	48520.025.008	M4X8	200	48520.040.008	M5X40	200	48520.050.040
M2,5X10	200	48520.025.010	M4X10	200	48520.040.010	M5X50	200	48520.050.050
M2,5X16	200	48520.025.016	M4X12	200	48520.040.012	M5X60	200	48520.050.060
M2,5X20	200	48520.025.020	M4X16	200	48520.040.016			
M2,5X25	200	48520.025.025	M4X20	200	48520.040.020	M6X8	200	48520.060.008
			M4X25	200	48520.040.025	M6X10	200	48520.060.010
M3X4	200	48520.030.004	M4X30	200	48520.040.030	M6X12	200	48520.060.012
M3X5	200	48520.030.005	M4X35	200	48520.040.035	M6X16	200	48520.060.016
M3X6	200	48520.030.006	M4X40	200	48520.040.040	M6X20	200	48520.060.020
M3X8	200	48520.030.008	M4X50	200	48520.040.050	M6X25	200	48520.060.025
M3X10	200	48520.030.010	M4X60	200	48520.040.060	M6X30	200	48520.060.030
M3X12	200	48520.030.012				M6X35	200	48520.060.035
M3X16	200	48520.030.016	M5X8	200	48520.050.008	M6X50	200	48520.060.050
M3X20	200	48520.030.020	M5X10	200	48520.050.010	M6X60	100	48520.060.060
M3X25	200	48520.030.025	M5X12	200	48520.050.012			
M3X30	200	48520.030.030	M5X16	200	48520.050.016	M8X20	100	48520.080.020
M3X35	200	48520.030.035	M5X20	200	48520.050.020	M8X35	100	48520.080.035
M3X50	200	48520.030.050	M5X25	200	48520.050.025	M8X60	100	48520.080.060

56410 Šroub s válcovou hlavou s drážkou

W02A

Závit Metrický závit
Materiál Plast Polyamid (nylon)
Třída PA 6.6
Barva Bílá

DIN	**≈84**
ISO	≈1207
NEN	≈1602
ASME	≈B18.6.7M
NF	≈E25-127
BS	≈4183



d x L	✉	Kód výrobku	d x L	✉	Kód výrobku	d x L	✉	Kód výrobku
M3X4	200	56410.030.004				M6X40	50	56410.060.040
M3X6	200	56410.030.006	M5X6	100	56410.050.006	M6X50	50	56410.060.050
M3X8	200	56410.030.008	M5X8	100	56410.050.008	M6X60	50	56410.060.060
M3X10	200	56410.030.010	M5X10	100	56410.050.010	M6X80	50	56410.060.080
M3X12	200	56410.030.012	M5X12	100	56410.050.012			
M3X16	200	56410.030.016	M5X16	100	56410.050.016	M8X10	25	56410.080.010
M3X20	200	56410.030.020	M5X20	100	56410.050.020	M8X16	25	56410.080.016
M3X25	200	56410.030.025	M5X25	100	56410.050.025	M8X20	25	56410.080.020
M3X30	200	56410.030.030	M5X30	100	56410.050.030	M8X25	25	56410.080.025
			M5X40	100	56410.050.040	M8X30	25	56410.080.030
M4X6	200	56410.040.006	M5X50	100	56410.050.050	M8X40	25	56410.080.040
M4X8	200	56410.040.008				M8X50	25	56410.080.050
M4X10	200	56410.040.010	M6X10	50	56410.060.010	M8X60	25	56410.080.060
M4X12	200	56410.040.012	M6X12	50	56410.060.012	M8X80	25	56410.080.080
M4X16	200	56410.040.016	M6X16	50	56410.060.016			
M4X20	200	56410.040.020	M6X20	50	56410.060.020	M10X20	25	56410.100.020
M4X25	200	56410.040.025	M6X25	50	56410.060.025	M10X30	25	56410.100.030
M4X30	200	56410.040.030	M6X30	50	56410.060.030	M10X40	25	56410.100.040
M4X40	200	56410.040.040						

Šroub s nízkou válcovou hlavou s drážkou

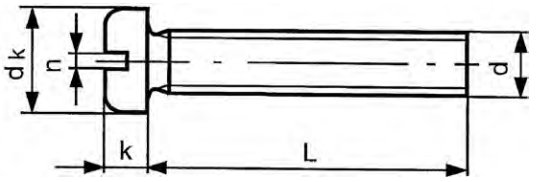

DIN	**85**
ISO	1580
NEN	1603
ASME	B18.6.7M
NF	E25-128
BS	4183



Technické údaje

d	d_k	k	n	P	Plný závit L ≤
M1.6	3.2	1	0.5	0.35	16
M2 (≠DIN)	4	1.3	0.5	0.4	16
M2.5 (≠DIN)	5	1.5	0.6	0.45	16
M3	6	1.8	0.8	0.5	30
M3.5	7	2.1	1	0.6	38
M4	8	2.4	1.2	0.7	40
M5	10	3	1.2	0.8	40
M6	12	3.6	1.6	1	40
M8	16	4.8	2	1.25	40
M10	20	6	2.5	1.5	40

Skupiny produktů

6

Závit	Typ drážky	Materiál	Třída	Povrchová úprava	Barva	Kód	Strana
M	Drážkované	Oc	4.8	Zn		24640	6-16
M	Drážkované	NO A2				51140	6-16
M	Drážkované	NO A4				55140	6-17
M	Drážkované	Br Cu2/Cu3				48040	6-18
M	Drážkované	Br Cu2/Cu3		Ni.		48530	6-18
M	Drážkované	Plast PA	PA 6.6		Bílá	56420	6-18

24640 Šroub s nízkou válcovou hlavou s drážkou — H01A

Závit	Metrický závit
Materiál	Ocel
Třída	4.8
Povrchová úprava	Pozinkované

RoHS

d x L	✉	Kód výrobku	d x L	✉	Kód výrobku	d x L	✉	Kód výrobku
M3X6	500	24640.030.006	M4X20	500	24640.040.020	M5X60	200	24640.050.060
M3X8	500	24640.030.008	M4X25	500	24640.040.025			
M3X10	500	24640.030.010	M4X30	500	24640.040.030	M6X8	200	24640.060.008
M3X12	500	24640.030.012	M4X40	500	24640.040.040	M6X10	200	24640.060.010
M3X16	500	24640.030.016				M6X12	200	24640.060.012
M3X20	500	24640.030.020	M5X6	500	24640.050.006	M6X16	200	24640.060.016
M3X25	500	24640.030.025	M5X8	500	24640.050.008	M6X20	200	24640.060.020
M3X30	500	24640.030.030	M5X10	500	24640.050.010	M6X25	200	24640.060.025
M3X40	500	24640.030.040	M5X12	500	24640.050.012	M6X30	200	24640.060.030
			M5X16	500	24640.050.016	M6X40	200	24640.060.040
M4X5	500	24640.040.005	M5X20	500	24640.050.020	M6X50	200	24640.060.050
M4X6	500	24640.040.006	M5X25	500	24640.050.025			
M4X8	500	24640.040.008	M5X30	500	24640.050.030	M8X16	200	24640.080.016
M4X10	500	24640.040.010	M5X40	500	24640.050.040	M8X20	200	24640.080.020
M4X12	500	24640.040.012	M5X50	200	24640.050.050	M8X25	200	24640.080.025
M4X16	500	24640.040.016						

51140 Šroub s nízkou válcovou hlavou s drážkou — R02A

Závit	Metrický závit
Materiál	Nerezocel A2

RoHS

d x L	✉	Kód výrobku	d x L	✉	Kód výrobku	d x L	✉	Kód výrobku
M1,6X5*	1000	51140.016.005	M2X4*	1000	51140.020.004	M2X12*	1000	51140.020.012
M1,6X6*	1000	51140.016.006	M2X5*	1000	51140.020.005	M2X14*	1000	51140.020.014
M1,6X8*	1000	51140.016.008	M2X6	500	51140.020.006	M2X16*	1000	51140.020.016
			M2X8*	1000	51140.020.008	M2X18*	1000	51140.020.018
M2X3*	1000	51140.020.003	M2X10*	1000	51140.020.010	M2X20*	1000	51140.020.020

51140 Šroub s nízkou válcovou hlavou s drážkou

d x L	✉	Kód výrobku
M2,5X3*	1000	51140.025.003
M2,5X4*	1000	51140.025.004
M2,5X5	500	51140.025.005
M2,5X6*	1000	51140.025.006
M2,5X8	500	51140.025.008
M2,5X10*	1000	51140.025.010
M2,5X12*	1000	51140.025.012
M2,5X14*	1000	51140.025.014
M2,5X16*	1000	51140.025.016
M2,5X20*	1000	51140.025.020
M2,5X25*	1000	51140.025.025
M3X4*	500	51140.030.004
M3X5	500	51140.030.005
M3X6	500	51140.030.006
M3X8	500	51140.030.008
M3X10	500	51140.030.010
M3X12	500	51140.030.012
M3X14*	500	51140.030.014
M3X16	500	51140.030.016
M3X20	500	51140.030.020
M3X25	500	51140.030.025
M3X30	500	51140.030.030
M3X35*	500	51140.030.035
M3X40	500	51140.030.040
M3X45*	500	51140.030.045
M3X50*	500	51140.030.050
M3,5X6*	500	51140.035.006
M3,5X8*	500	51140.035.008
M3,5X16*	500	51140.035.016

d x L	✉	Kód výrobku
M4X5*	500	51140.040.005
M4X6	500	51140.040.006
M4X8	500	51140.040.008
M4X10	500	51140.040.010
M4X12	500	51140.040.012
M4X14*	500	51140.040.014
M4X16	500	51140.040.016
M4X20	500	51140.040.020
M4X22*	500	51140.040.022
M4X25	200	51140.040.025
M4X30	200	51140.040.030
M4X35	200	51140.040.035
M4X40	200	51140.040.040
M4X45*	500	51140.040.045
M4X50	200	51140.040.050
M4X60	200	51140.040.060
M5X6*	500	51140.050.006
M5X8	200	51140.050.008
M5X10	200	51140.050.010
M5X12	200	51140.050.012
M5X16	200	51140.050.016
M5X18*	500	51140.050.018
M5X20	200	51140.050.020
M5X25	200	51140.050.025
M5X30	200	51140.050.030
M5X35	200	51140.050.035
M5X40	200	51140.050.040
M5X45	200	51140.050.045
M5X50	200	51140.050.050
M5X60	200	51140.050.060
M5X70	200	51140.050.070
M5X80	200	51140.050.080

d x L	✉	Kód výrobku
M5X100	200	51140.050.100
M6X8*	500	51140.060.008
M6X10	200	51140.060.010
M6X12	200	51140.060.012
M6X16	200	51140.060.016
M6X20	200	51140.060.020
M6X25	200	51140.060.025
M6X30	200	51140.060.030
M6X35	200	51140.060.035
M6X40	100	51140.060.040
M6X45	100	51140.060.045
M6X50	100	51140.060.050
M6X60	100	51140.060.060
M6X70	100	51140.060.070
M6X80	100	51140.060.080
M6X90	100	51140.060.090
M8X10	100	51140.080.010
M8X12	100	51140.080.012
M8X16*	200	51140.080.016
M8X20	100	51140.080.020
M8X25	100	51140.080.025
M8X30*	200	51140.080.030
M8X35	100	51140.080.035
M8X40	100	51140.080.040
M8X50	100	51140.080.050
M8X55*	100	51140.080.055
M8X60	50	51140.080.060
M8X90	50	51140.080.090
M8X100	50	51140.080.100

6

55140 Šroub s nízkou válcovou hlavou s drážkou R42A

Závit Metrický závit
Materiál Nerezocel A4

d x L	✉	Kód výrobku
M2X3*	1000	55140.020.003
M2X4*	1000	55140.020.004
M2X5*	1000	55140.020.005
M2X6*	1000	55140.020.006
M2X8*	1000	55140.020.008
M2X10*	1000	55140.020.010
M2X20*	1000	55140.020.020
M2,5X6*	1000	55140.025.006
M2,5X8*	1000	55140.025.008
M2,5X10*	1000	55140.025.010
M2,5X12*	1000	55140.025.012
M3X4*	500	55140.030.004
M3X5	500	55140.030.005
M3X6	500	55140.030.006
M3X8	500	55140.030.008
M3X10	500	55140.030.010
M3X12	500	55140.030.012
M3X16	500	55140.030.016
M3X20	500	55140.030.020
M3X25	500	55140.030.025
M3X30	500	55140.030.030
M3X40*	500	55140.030.040
M3X50*	500	55140.030.050
M4X6	500	55140.040.006

d x L	✉	Kód výrobku
M4X8	500	55140.040.008
M4X10	500	55140.040.010
M4X12*	500	55140.040.012
M4X16	500	55140.040.016
M4X20	500	55140.040.020
M4X25	200	55140.040.025
M4X30	200	55140.040.030
M4X35	200	55140.040.035
M4X40	200	55140.040.040
M4X45*	500	55140.040.045
M4X50*	500	55140.040.050
M5X6*	500	55140.050.006
M5X8	200	55140.050.008
M5X10	200	55140.050.010
M5X12	200	55140.050.012
M5X16	200	55140.050.016
M5X20	200	55140.050.020
M5X25	200	55140.050.025
M5X30	200	55140.050.030
M5X35*	500	55140.050.035
M5X40	200	55140.050.040
M5X45*	200	55140.050.045
M5X50	200	55140.050.050
M5X60	200	55140.050.060
M5X70*	200	55140.050.070

d x L	✉	Kód výrobku
M5X80*	200	55140.050.080
M5X90*	200	55140.050.090
M6X8*	500	55140.060.008
M6X10	200	55140.060.010
M6X12	200	55140.060.012
M6X16	200	55140.060.016
M6X20	200	55140.060.020
M6X25	200	55140.060.025
M6X30	200	55140.060.030
M6X35	200	55140.060.035
M6X40	100	55140.060.040
M6X45*	200	55140.060.045
M6X50	100	55140.060.050
M6X60	100	55140.060.060
M6X70*	200	55140.060.070
M8X10*	200	55140.080.010
M8X12	100	55140.080.012
M8X16	100	55140.080.016
M8X20	100	55140.080.020
M8X25	100	55140.080.025
M8X30*	200	55140.080.030
M8X35	100	55140.080.035
M8X40*	200	55140.080.040
M8X50	100	55140.080.050

48040 Šroub s nízkou válcovou hlavou s drážkou — M05A

Závit Metrický závit
Materiál Mosaz Cu2/Cu3

d x L	✉	Kód výrobku	d x L	✉	Kód výrobku	d x L	✉	Kód výrobku
M3X5	200	48040.030.005	M4X8	200	48040.040.008	M5X12	200	48040.050.012
M3X6	200	48040.030.006	M4X10	200	48040.040.010	M5X16	200	48040.050.016
M3X8	200	48040.030.008	M4X12	200	48040.040.012	M5X20	200	48040.050.020
M3X10	200	48040.030.010	M4X16	200	48040.040.016	M5X25	200	48040.050.025
M3X12	200	48040.030.012	M4X20	200	48040.040.020	M5X40	200	48040.050.040
M3X16	200	48040.030.016	M4X25	200	48040.040.025			
M3X20	200	48040.030.020	M4X40	200	48040.040.040	M6X10	200	48040.060.010
M3X25	200	48040.030.025				M6X12	200	48040.060.012
			M5X6	200	48040.050.006	M6X16	200	48040.060.016
M4X5	200	48040.040.005	M5X8	200	48040.050.008	M6X20	200	48040.060.020
M4X6	200	48040.040.006	M5X10	200	48040.050.010	M6X25	200	48040.060.025

48530 Šroub s nízkou válcovou hlavou s drážkou — M05A

Závit Metrický závit
Materiál Mosaz Cu2/Cu3
Povrchová úprava Poniklované

6

d x L	✉	Kód výrobku	d x L	✉	Kód výrobku	d x L	✉	Kód výrobku
M2,5X10	200	48530.025.010	M3X25	200	48530.030.025			
M2,5X20	200	48530.025.020	M3X30	200	48530.030.030	M5X8	200	48530.050.008
M2,5X25	200	48530.025.025				M5X10	200	48530.050.010
			M4X6	200	48530.040.006	M5X12	200	48530.050.012
M3X5	200	48530.030.005	M4X8	200	48530.040.008	M5X25	200	48530.050.025
M3X6	200	48530.030.006	M4X10	200	48530.040.010			
M3X8	200	48530.030.008	M4X12	200	48530.040.012	M6X10	200	48530.060.010
M3X10	200	48530.030.010	M4X16	200	48530.040.016	M6X12	200	48530.060.012
M3X12	200	48530.030.012	M4X20	200	48530.040.020	M6X16	200	48530.060.016
M3X16	200	48530.030.016	M4X25	200	48530.040.025	M6X20	200	48530.060.020

56420 Šroub s nízkou válcovou hlavou s drážkou — W02A

Závit Metrický závit
Materiál Plast Polyamid (nylon)
Třída PA 6.6
Barva Bílá

DIN	**≈85**
ISO	≈1580
NEN	≈1603
ASME	≈B18.6.7M
NF	≈E25-128
BS	≈4183

d x L	✉	Kód výrobku	d x L	✉	Kód výrobku	d x L	✉	Kód výrobku
M3X4	200	56420.030.004	M4X10	200	56420.040.010	M6X10	50	56420.060.010
M3X6	200	56420.030.006	M4X12	200	56420.040.012	M6X12	50	56420.060.012
M3X8	200	56420.030.008	M4X16	200	56420.040.016	M6X16	50	56420.060.016
M3X10	200	56420.030.010	M4X20	200	56420.040.020	M6X20	50	56420.060.020
M3X12	200	56420.030.012				M6X25	50	56420.060.025
M3X16	200	56420.030.016	M5X10	100	56420.050.010	M6X30	50	56420.060.030
M3X20	200	56420.030.020	M5X12	100	56420.050.012			
M3X25	200	56420.030.025	M5X16	100	56420.050.016	M8X10	25	56420.080.010
			M5X20	100	56420.050.020	M8X16	25	56420.080.016
M4X6	200	56420.040.006				M8X20	25	56420.080.020
M4X8	200	56420.040.008						

Šroub s malou válcovou hlavou s drážkou

DIN 920

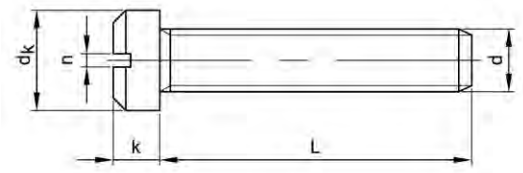

Technické údaje

d	d_k (max.)	k (max.)	n	P
M2	2.8	1.2	0.3	0.4
M3	4	1.8	0.5	0.5
M4	5.5	2.4	0.6	0.7
M5	6.5	2.7	0.8	0.8
M6	8	3.1	1	1

51207 **Šroub s malou válcovou hlavou s drážkou** **R09A**

Závit Metrický závit
Materiál Nerezocel A2

d x L	✉	Kód výrobku	d x L	✉	Kód výrobku	d x L	✉	Kód výrobku
M2X4*	500	51207.020.004	M3X12*	500	51207.030.012	M5X5*	200	51207.050.005
M2X6*	500	51207.020.006	M3X16*	500	51207.030.016	M5X6*	200	51207.050.006
M2X8*	500	51207.020.008				M5X8*	200	51207.050.008
M2X10*	500	51207.020.010	M4X4*	500	51207.040.004	M5X10*	200	51207.050.010
			M4X6*	500	51207.040.006	M5X12*	200	51207.050.012
M3X4*	500	51207.030.004	M4X8*	500	51207.040.008	M5X16*	200	51207.050.016
M3X5*	500	51207.030.005	M4X10*	500	51207.040.010	M5X20*	200	51207.050.020
M3X6*	500	51207.030.006	M4X12*	500	51207.040.012			
M3X8*	500	51207.030.008	M4X16*	500	51207.040.016	M6X8*	200	51207.060.008
M3X10*	500	51207.030.010				M6X10*	200	51207.060.010

Šroub s velkou válcovou hlavou s drážkou

DIN 921

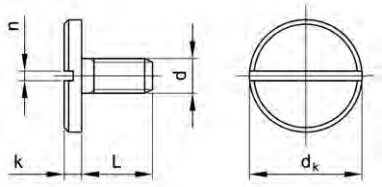

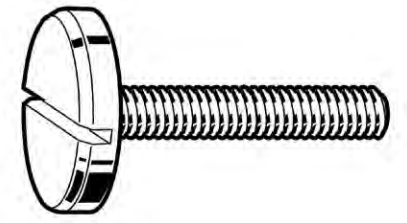

Technické údaje

d	d_k (max.)	k (max.)	n	P
M2	6	1.2	0.5	0.4
M3	8	1.8	0.8	0.5
M4	12	2.4	1	0.7
M5	16	2.7	1.2	0.8
M6	20	3.1	1.6	1

51208 **Šroub s velkou válcovou hlavou s drážkou** **R09A**

Závit Metrický závit
Materiál Nerezocel A2

RoHS

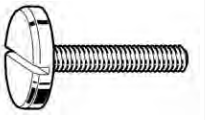

6

d x L	✉	Kód výrobku	d x L	✉	Kód výrobku	d x L	✉	Kód výrobku
M2X2*	100	51208.020.002				M5X12*	100	51208.050.012
M2X3*	100	51208.020.003	M4X5*	100	51208.040.005	M5X16*	100	51208.050.016
M2X4*	100	51208.020.004	M4X6*	100	51208.040.006	M5X20*	100	51208.050.020
M2X5*	100	51208.020.005	M4X8*	100	51208.040.008			
			M4X10*	100	51208.040.010	M6X8*	50	51208.060.008
M3X4*	100	51208.030.004	M4X12*	100	51208.040.012	M6X10*	50	51208.060.010
M3X5*	100	51208.030.005	M4X16*	100	51208.040.016	M6X12*	50	51208.060.012
M3X6*	100	51208.030.006				M6X16*	50	51208.060.016
M3X8*	100	51208.030.008	M5X6*	100	51208.050.006	M6X20*	50	51208.060.020
M3X10*	100	51208.030.010	M5X8*	100	51208.050.008	M6X25*	50	51208.060.025
M3X12*	100	51208.030.012	M5X10*	100	51208.050.010			

Šroub se zápustnou hlavou s drážkou

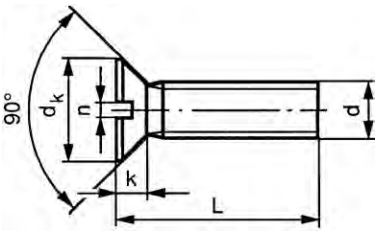

DIN	**963**
ISO	2009
NEN	2370
ASME	B18.6.7M
NF	E25-123
BS	4183

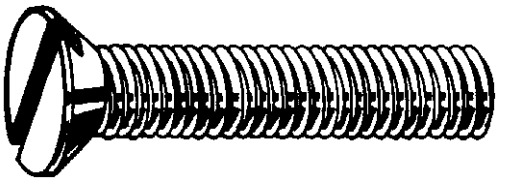

Technické údaje

d	d_k	k (max.)	n	P	Plný závit L ≤
M1	1.9	0.6	0.25	0.25	5
M1.2	2.4	0.72	0.3	0.25	5
M1.4	2.6	0.84	0.3	0.3	16
M1.6	3	0.96	0.4	0.35	16
M2	3.8	1.2	0.5	0.4	18
M2.5	4.7	1.5	0.6	0.45	20
M3	5.6	1.65	0.8	0.5	22
M3.5	6.5	1.93	0.8	0.6	25
M4	7.5	2.2	1	0.7	25
M5	9.2	2.5	1.2	0.8	30
M6	11	3	1.6	1	35
M8	14.5	4	2	1.25	40
M10	18	5	2.5	1.5	50
M12	22	6	3	1.75	60
M14	25	7	3	2	60
M16	29	8	4	2	70
M18	33	9	4	2.5	80
M20	36	10	5	2.5	80

Skupiny produktů

Závit	Typ drážky	Materiál	Třída	Povrchová úprava		Barva	Kód	Strana
M	Drážkované	Oc	4.8	Zn			24540	6-21
M	Drážkované	Oc	4.8	Zn žl			24560	6-22
M	Drážkované	Oc	4.8	Zn čern.			24565	6-22
M	Drážkované	Oc	8.8	Zn			24412	6-23
M	Drážkované	NO A2					51111	6-23
M	Drážkované	NO A2			Velké Balení		51110	6-23
M	Drážkované	NO A4					55110	6-25
M	Drážkované	Br Cu2/Cu3					48170	6-25
M	Drážkované	Br Cu2/Cu3		Ni.			48550	6-26
M	Drážkované	Plast PA	PA 6.6			Bílá	56440	6-26

24540 **Šroub se zápustnou hlavou s drážkou** **H01A**

Závit	Metrický závit
Materiál	Ocel
Třída	4.8
Povrchová úprava	Pozinkované

RoHS



d x L	✉	Kód výrobku	d x L	✉	Kód výrobku	d x L	✉	Kód výrobku
M2X4	200	24540.020.004	M2,5X16	200	24540.025.016	M3X50	200	24540.030.050
M2X5	200	24540.020.005	M2,5X20	200	24540.025.020	M3X60	200	24540.030.060
M2X6	200	24540.020.006	M2,5X25	200	24540.025.025	M3X70	200	24540.030.070
M2X8	200	24540.020.008	M2,5X30	200	24540.025.030	M3X100	200	24540.030.100
M2X10	200	24540.020.010						
M2X12	200	24540.020.012	M3X4	200	24540.030.004	M3,5X6	200	24540.035.006
M2X16	200	24540.020.016	M3X5	200	24540.030.005	M3,5X8	200	24540.035.008
M2X20	200	24540.020.020	M3X6	200	24540.030.006	M3,5X10	200	24540.035.010
M2X25	200	24540.020.025	M3X8	200	24540.030.008	M3,5X12	200	24540.035.012
M2X30	200	24540.020.030	M3X10	200	24540.030.010	M3,5X16	200	24540.035.016
			M3X12	200	24540.030.012	M3,5X20	200	24540.035.020
M2,5X4	200	24540.025.004	M3X16	200	24540.030.016	M3,5X25	200	24540.035.025
M2,5X5	200	24540.025.005	M3X20	200	24540.030.020	M3,5X30	200	24540.035.030
M2,5X6	200	24540.025.006	M3X25	200	24540.030.025	M3,5X40	200	24540.035.040
M2,5X8	200	24540.025.008	M3X30	200	24540.030.030			
M2,5X10	200	24540.025.010	M3X35	200	24540.030.035	M4X6	200	24540.040.006
M2,5X12	200	24540.025.012	M3X40	200	24540.030.040	M4X8	200	24540.040.008
M2,5X14	200	24540.025.014	M3X45	200	24540.030.045	M4X10	200	24540.040.010

24540 Šroub se zápustnou hlavou s drážkou

d x L	✉	Kód výrobku
M4X12	200	24540.040.012
M4X16	200	24540.040.016
M4X20	200	24540.040.020
M4X25	200	24540.040.025
M4X30	200	24540.040.030
M4X35	200	24540.040.035
M4X40	200	24540.040.040
M4X45	200	24540.040.045
M4X50	200	24540.040.050
M4X55	500	24540.040.055
M4X60	200	24540.040.060
M4X70	200	24540.040.070
M4X80	200	24540.040.080
M4X100	200	24540.040.100
M5X6	200	24540.050.006
M5X8	200	24540.050.008
M5X10	200	24540.050.010
M5X12	200	24540.050.012
M5X16	200	24540.050.016
M5X20	200	24540.050.020
M5X25	200	24540.050.025
M5X30	200	24540.050.030
M5X35	200	24540.050.035
M5X40	200	24540.050.040
M5X45	200	24540.050.045
M5X50	200	24540.050.050
M5X55	200	24540.050.055
M5X60	200	24540.050.060
M5X70	200	24540.050.070
M5X80	100	24540.050.080
M5X90	100	24540.050.090
M5X100	100	24540.050.100
M6X8	200	24540.060.008
M6X10	200	24540.060.010
M6X12	200	24540.060.012

d x L	✉	Kód výrobku
M6X16	200	24540.060.016
M6X18	200	24540.060.018
M6X20	200	24540.060.020
M6X25	200	24540.060.025
M6X30	200	24540.060.030
M6X35	200	24540.060.035
M6X40	200	24540.060.040
M6X45	200	24540.060.045
M6X50	200	24540.060.050
M6X55	200	24540.060.055
M6X60	200	24540.060.060
M6X70	200	24540.060.070
M6X75	100	24540.060.075
M6X80	100	24540.060.080
M6X90	100	24540.060.090
M6X100	100	24540.060.100
M8X10	200	24540.080.010
M8X12	200	24540.080.012
M8X16	200	24540.080.016
M8X20	200	24540.080.020
M8X25	200	24540.080.025
M8X30	200	24540.080.030
M8X35	200	24540.080.035
M8X40	200	24540.080.040
M8X45	200	24540.080.045
M8X50	200	24540.080.050
M8X60	100	24540.080.060
M8X70	100	24540.080.070
M8X80	100	24540.080.080
M8X90	100	24540.080.090
M8X100	100	24540.080.100
M10X16	200	24540.100.016
M10X20	200	24540.100.020
M10X25	200	24540.100.025
M10X30	200	24540.100.030

d x L	✉	Kód výrobku
M10X35	100	24540.100.035
M10X40	100	24540.100.040
M10X45	100	24540.100.045
M10X50	100	24540.100.050
M10X60	100	24540.100.060
M10X70	100	24540.100.070
M10X80	100	24540.100.080
M10X100	100	24540.100.100
M12X20	100	24540.120.020
M12X25	100	24540.120.025
M12X30	100	24540.120.030
M12X35	100	24540.120.035
M12X40	100	24540.120.040
M12X50	100	24540.120.050
M12X60	100	24540.120.060
M12X70	100	24540.120.070
M12X80	100	24540.120.080
M12X100	100	24540.120.100
M16X30	50	24540.160.030
M16X35	50	24540.160.035
M16X40	50	24540.160.040
M16X45	50	24540.160.045
M16X50	50	24540.160.050
M16X60	50	24540.160.060
M16X70	50	24540.160.070
M16X80	50	24540.160.080
M16X90	50	24540.160.090
M16X100	50	24540.160.100
M20X40	50	24540.200.040
M20X50	50	24540.200.050
M20X60	25	24540.200.060
M20X70	25	24540.200.070

24560 Šroub se zápustnou hlavou s drážkou H01A

Závit Metrický závit
Materiál Ocel
Třída 4.8
Povrchová úprava Pozinkované žlutě pasivované



d x L	✉	Kód výrobku
M3X5	500	24560.030.005
M3X6	500	24560.030.006
M3X8	500	24560.030.008
M3X10	500	24560.030.010
M3X12	500	24560.030.012
M3X16	500	24560.030.016
M3X20	500	24560.030.020
M3X25	500	24560.030.025
M3X30	500	24560.030.030
M3X40	500	24560.030.040
M3X50	500	24560.030.050
M3X60	500	24560.030.060
M4X6	500	24560.040.006
M4X8	500	24560.040.008
M4X10	500	24560.040.010
M4X12	500	24560.040.012
M4X16	500	24560.040.016

d x L	✉	Kód výrobku
M4X20	500	24560.040.020
M4X25	500	24560.040.025
M4X30	500	24560.040.030
M4X40	500	24560.040.040
M4X50	500	24560.040.050
M4X60	500	24560.040.060
M5X8	500	24560.050.008
M5X10	500	24560.050.010
M5X12	500	24560.050.012
M5X16	500	24560.050.016
M5X20	500	24560.050.020
M5X25	500	24560.050.025
M5X30	500	24560.050.030
M5X40	500	24560.050.040
M5X50	500	24560.050.050
M5X60	500	24560.050.060

d x L	✉	Kód výrobku
M6X10	200	24560.060.010
M6X12	200	24560.060.012
M6X16	200	24560.060.016
M6X20	200	24560.060.020
M6X25	200	24560.060.025
M6X30	200	24560.060.030
M6X40	200	24560.060.040
M6X50	200	24560.060.050
M6X60	200	24560.060.060
M6X70	200	24560.060.070
M6X80	200	24560.060.080
M8X16	200	24560.080.016
M8X20	200	24560.080.020
M8X25	200	24560.080.025
M8X30	200	24560.080.030
M8X40	200	24560.080.040
M8X50	200	24560.080.050

24565 Šroub se zápustnou hlavou s drážkou H01A

Závit Metrický závit
Materiál Ocel
Třída 4.8
Povrchová úprava Pozinkované černě pasivované

d x L	✉	Kód výrobku
M2X6	200	24565.020.006
M3X6	200	24565.030.006

d x L	✉	Kód výrobku
M3X8	200	24565.030.008
M3X10	200	24565.030.010
M3X12	200	24565.030.012

d x L	✉	Kód výrobku
M3X16	200	24565.030.016
M3X20	200	24565.030.020

24565 Šroub se zápustnou hlavou s drážkou

d x L	✉	Kód výrobku	d x L	✉	Kód výrobku	d x L	✉	Kód výrobku
M4X6	200	24565.040.006	M5X20	200	24565.050.020	M8X20	200	24565.080.020
M4X8	200	24565.040.008	M5X25	200	24565.050.025	M8X25	200	24565.080.025
M4X10	200	24565.040.010	M5X35	200	24565.050.035	M8X30	200	24565.080.030
M4X12	200	24565.040.012				M8X35	200	24565.080.035
M4X16	200	24565.040.016	M6X20	200	24565.060.020	M8X40	200	24565.080.040
M4X20	200	24565.040.020	M6X25	200	24565.060.025	M8X50	200	24565.080.050
M4X25	200	24565.040.025	M6X30	200	24565.060.030			
M4X30	200	24565.040.030	M6X40	200	24565.060.040	M10X20	200	24565.100.020
			M6X50	200	24565.060.050	M10X30	200	24565.100.030
M5X10	200	24565.050.010				M10X40	100	24565.100.040
M5X12	200	24565.050.012	M8X12	200	24565.080.012	M10X50	100	24565.100.050
M5X16	200	24565.050.016	M8X16	200	24565.080.016			

24412 Šroub se zápustnou hlavou s drážkou H07A

Závit Metrický závit
Materiál Ocel
Třída 8.8
Povrchová úprava Pozinkované

d x L	✉	Kód výrobku	d x L	✉	Kód výrobku	d x L	✉	Kód výrobku
M2,5X6	200	24412.025.006	M3X30	200	24412.030.030	M5X20	200	24412.050.020
M2,5X8	200	24412.025.008				M5X25	200	24412.050.025
M2,5X10	200	24412.025.010	M4X6	200	24412.040.006	M5X30	200	24412.050.030
M2,5X12	200	24412.025.012	M4X8	200	24412.040.008	M5X40	200	24412.050.040
M2,5X16	200	24412.025.016	M4X10	200	24412.040.010			
			M4X12	200	24412.040.012	M6X10	200	24412.060.010
M3X5	200	24412.030.005	M4X16	200	24412.040.016	M6X12	200	24412.060.012
M3X6	200	24412.030.006	M4X20	200	24412.040.020	M6X16	200	24412.060.016
M3X8	200	24412.030.008	M4X30	200	24412.040.030	M6X20	200	24412.060.020
M3X10	200	24412.030.010				M6X25	200	24412.060.025
M3X12	200	24412.030.012	M5X8	200	24412.050.008	M6X30	200	24412.060.030
M3X16	200	24412.030.016	M5X10	200	24412.050.010	M6X40	200	24412.060.040
M3X20	200	24412.030.020	M5X12	200	24412.050.012			
M3X25	200	24412.030.025	M5X16	200	24412.050.016			

51111 Šroub se zápustnou hlavou s drážkou R02A

Závit Metrický závit
Materiál Nerezocel A2

d x L	✉	Kód výrobku	d x L	✉	Kód výrobku	d x L	✉	Kód výrobku
M2X10	200	51111.020.010	M3X6	200	51111.030.006			
M2X16	200	51111.020.016	M3X8	200	51111.030.008	M4X6	200	51111.040.006
			M3X10	200	51111.030.010	M4X8	200	51111.040.008
M2,5X4	200	51111.025.004	M3X12	200	51111.030.012	M4X10	200	51111.040.010
M2,5X5	200	51111.025.005	M3X16	200	51111.030.016	M4X12	200	51111.040.012
M2,5X16	200	51111.025.016	M3X20	200	51111.030.020	M4X16	200	51111.040.016
M2,5X20	200	51111.025.020	M3X25	200	51111.030.025	M4X20	200	51111.040.020
			M3X30	200	51111.030.030			
M3X4	200	51111.030.004	M3X40	200	51111.030.040			

51110 Šroub se zápustnou hlavou s drážkou R02A

Závit Metrický závit
Materiál Nerezocel A2

d x L	✉	Kód výrobku	d x L	✉	Kód výrobku	d x L	✉	Kód výrobku
M1X2*	1000	51110.010.002	M1,2X5*	1000	51110.012.005			
M1X3*	1000	51110.010.003	M1,2X6*	1000	51110.012.006	M1,6X2*	1000	51110.016.002
M1X4*	1000	51110.010.004	M1,2X8*	1000	51110.012.008	M1,6X3*	1000	51110.016.003
M1X5*	1000	51110.010.005				M1,6X4	100	51110.016.004
M1X6*	1000	51110.010.006	M1,4X3*	1000	51110.014.003	M1,6X5	100	51110.016.005
M1X8*	1000	51110.010.008	M1,4X4*	1000	51110.014.004	M1,6X6	100	51110.016.006
M1X10*	1000	51110.010.010	M1,4X5*	1000	51110.014.005	M1,6X8	100	51110.016.008
			M1,4X6*	1000	51110.014.006	M1,6X10	100	51110.016.010
M1,2X2*	1000	51110.012.002	M1,4X8*	1000	51110.014.008	M1,6X12	100	51110.016.012
M1,2X3*	1000	51110.012.003	M1,4X10*	1000	51110.014.010	M1,6X14*	1000	51110.016.014
M1,2X4*	1000	51110.012.004	M1,4X12*	1000	51110.014.012	M1,6X16*	1000	51110.016.016

51110 Šroub se zápustnou hlavou s drážkou

d x L	✉	Kód výrobku
M2X3*	1000	51110.020.003
M2X4	500	51110.020.004
M2X5	500	51110.020.005
M2X6	500	51110.020.006
M2X8	500	51110.020.008
M2X10	500	51110.020.010
M2X12	500	51110.020.012
M2X14*	1000	51110.020.014
M2X16	500	51110.020.016
M2X18*	1000	51110.020.018
M2X20	500	51110.020.020
M2X22*	500	51110.020.022
M2X25	500	51110.020.025
M2X28*	500	51110.020.028
M2X30*	500	51110.020.030
M2X35*	500	51110.020.035
M2X40*	500	51110.020.040
M2,5X4	500	51110.025.004
M2,5X5	500	51110.025.005
M2,5X6	500	51110.025.006
M2,5X8	500	51110.025.008
M2,5X10	500	51110.025.010
M2,5X12	500	51110.025.012
M2,5X14*	1000	51110.025.014
M2,5X16	500	51110.025.016
M2,5X20	500	51110.025.020
M2,5X25*	500	51110.025.025
M2,5X30*	500	51110.025.030
M3X3*	500	51110.030.003
M3X4	500	51110.030.004
M3X5*	500	51110.030.005
M3X6	500	51110.030.006
M3X8	500	51110.030.008
M3X10	500	51110.030.010
M3X12	500	51110.030.012
M3X14*	500	51110.030.014
M3X16	500	51110.030.016
M3X18*	500	51110.030.018
M3X20	500	51110.030.020
M3X22*	500	51110.030.022
M3X25	500	51110.030.025
M3X30	500	51110.030.030
M3X35	500	51110.030.035
M3X40	500	51110.030.040
M3X45*	200	51110.030.045
M3X50*	200	51110.030.050
M3X60*	200	51110.030.060
M3,5X6*	500	51110.035.006
M3,5X8*	500	51110.035.008
M3,5X10	500	51110.035.010
M3,5X12*	500	51110.035.012
M3,5X16*	500	51110.035.016
M3,5X20*	500	51110.035.020
M3,5X30*	500	51110.035.030
M4X5*	500	51110.040.005
M4X6	500	51110.040.006
M4X8	500	51110.040.008
M4X10	500	51110.040.010
M4X12	500	51110.040.012
M4X14*	500	51110.040.014
M4X16	500	51110.040.016
M4X18*	500	51110.040.018
M4X20	500	51110.040.020
M4X22*	500	51110.040.022
M4X25	200	51110.040.025
M4X30	200	51110.040.030
M4X35	200	51110.040.035
M4X40	200	51110.040.040
M4X45	200	51110.040.045
M4X50	200	51110.040.050
M4X55*	500	51110.040.055
M4X60	200	51110.040.060
M4X70	200	51110.040.070
M4X80	200	51110.040.080
M4X100*	200	51110.040.100
M5X6*	500	51110.050.006
M5X8	200	51110.050.008
M5X10	200	51110.050.010
M5X12	200	51110.050.012
M5X14*	500	51110.050.014
M5X16	200	51110.050.016
M5X18*	500	51110.050.018
M5X20	200	51110.050.020
M5X22*	500	51110.050.022
M5X25	200	51110.050.025
M5X28*	500	51110.050.028
M5X30	200	51110.050.030
M5X35	200	51110.050.035
M5X40	200	51110.050.040
M5X45	200	51110.050.045
M5X50	200	51110.050.050
M5X55	200	51110.050.055
M5X60	200	51110.050.060
M5X65*	200	51110.050.065
M5X70	200	51110.050.070
M5X80	200	51110.050.080
M5X90*	200	51110.050.090
M5X100	200	51110.050.100
M5X120*	200	51110.050.120
M6X8	200	51110.060.008
M6X10	200	51110.060.010
M6X12	200	51110.060.012
M6X14	200	51110.060.014
M6X16	200	51110.060.016
M6X18	200	51110.060.018
M6X20	200	51110.060.020
M6X22*	200	51110.060.022
M6X25	200	51110.060.025
M6X28*	200	51110.060.028
M6X30	200	51110.060.030
M6X35	100	51110.060.035
M6X40	100	51110.060.040
M6X45	100	51110.060.045
M6X50	100	51110.060.050
M6X55*	200	51110.060.055
M6X60	100	51110.060.060
M6X65	100	51110.060.065
M6X70	100	51110.060.070
M6X75	100	51110.060.075
M6X80	100	51110.060.080
M6X85	100	51110.060.085
M6X90	100	51110.060.090
M6X100	100	51110.060.100
M6X110*	200	51110.060.110
M6X120*	200	51110.060.120
M8X10	200	51110.080.010
M8X12	100	51110.080.012
M8X14*	200	51110.080.014
M8X16	100	51110.080.016
M8X18*	200	51110.080.018
M8X20	100	51110.080.020
M8X22*	200	51110.080.022
M8X25	100	51110.080.025
M8X30	100	51110.080.030
M8X35	100	51110.080.035
M8X40	100	51110.080.040
M8X45	100	51110.080.045
M8X50	100	51110.080.050
M8X55*	100	51110.080.055
M8X60	100	51110.080.060
M8X70	100	51110.080.070
M8X80	100	51110.080.080
M8X90	100	51110.080.090
M8X100	100	51110.080.100
M8X110*	100	51110.080.110
M8X120*	100	51110.080.120
M8X130*	100	51110.080.130
M8X140*	100	51110.080.140
M10X16*	100	51110.100.016
M10X20	50	51110.100.020
M10X25	50	51110.100.025
M10X30	50	51110.100.030
M10X35	50	51110.100.035
M10X40	50	51110.100.040
M10X45	50	51110.100.045
M10X50	50	51110.100.050
M10X55*	100	51110.100.055
M10X60	50	51110.100.060
M10X70	50	51110.100.070
M10X80	50	51110.100.080
M10X90	50	51110.100.090
M10X100	50	51110.100.100
M10X110*	50	51110.100.110
M10X120*	50	51110.100.120
M10X130*	50	51110.100.130
M12X20*	50	51110.120.020
M12X25	100	51110.120.025
M12X30*	50	51110.120.030
M12X35*	50	51110.120.035
M12X40*	50	51110.120.040
M12X45*	50	51110.120.045
M12X50*	50	51110.120.050
M12X55*	50	51110.120.055
M12X60*	50	51110.120.060
M12X70*	50	51110.120.070
M12X80*	50	51110.120.080
M12X90*	50	51110.120.090
M12X100*	50	51110.120.100
M12X120*	50	51110.120.120
M14X110*	25	51110.140.110
M14X120*	25	51110.140.120
M16X30*	25	51110.160.030
M16X35*	25	51110.160.035
M16X50*	25	51110.160.050
M16X55*	25	51110.160.055
M16X60*	25	51110.160.060
M16X70*	25	51110.160.070
M16X120*	10	51110.160.120
M16X150*	10	51110.160.150
M18X60*	25	51110.180.060
M18X80*	25	51110.180.080
M20X110*	10	51110.200.110
M20X120*	10	51110.200.120
M20X130*	10	51110.200.130

55110 Šroub se zápustnou hlavou s drážkou R42A

Závit Metrický závit
Materiál Nerezocel A4

d x L	✉	Kód výrobku
M1X3*	1000	55110.010.003
M1X4*	1000	55110.010.004
M1X5*	1000	55110.010.005
M1,6X4*	1000	55110.016.004
M1,6X5*	1000	55110.016.005
M1,6X6*	1000	55110.016.006
M1,6X8*	1000	55110.016.008
M1,6X10*	1000	55110.016.010
M2X4*	1000	55110.020.004
M2X5	500	55110.020.005
M2X6	500	55110.020.006
M2X8	500	55110.020.008
M2X10	500	55110.020.010
M2X12	500	55110.020.012
M2X16	500	55110.020.016
M2X20	500	55110.020.020
M2,5X4*	1000	55110.025.004
M2,5X5	500	55110.025.005
M2,5X6	500	55110.025.006
M2,5X8	500	55110.025.008
M2,5X10	500	55110.025.010
M2,5X12	500	55110.025.012
M2,5X14*	1000	55110.025.014
M2,5X16	500	55110.025.016
M2,5X20	500	55110.025.020
M2,5X25*	500	55110.025.025
M3X4*	500	55110.030.004
M3X5*	500	55110.030.005
M3X6	500	55110.030.006
M3X8	500	55110.030.008
M3X10	500	55110.030.010
M3X12	500	55110.030.012
M3X14*	500	55110.030.014
M3X16	500	55110.030.016
M3X18*	500	55110.030.018
M3X20	500	55110.030.020
M3X25	500	55110.030.025
M3X30	500	55110.030.030
M3X35	500	55110.030.035
M3X40	500	55110.030.040
M3X45*	200	55110.030.045
M3X50*	200	55110.030.050
M3X60*	200	55110.030.060
M3,5X8*	500	55110.035.008
M4X5*	500	55110.040.005
M4X8	500	55110.040.008
M4X10	500	55110.040.010
M4X12	500	55110.040.012
M4X14*	500	55110.040.014
M4X16	500	55110.040.016
M4X18*	500	55110.040.018
M4X20	500	55110.040.020
M4X25	200	55110.040.025

d x L	✉	Kód výrobku
M4X30	200	55110.040.030
M4X35	200	55110.040.035
M4X40	200	55110.040.040
M4X45	200	55110.040.045
M4X50	200	55110.040.050
M4X55*	500	55110.040.055
M4X60	200	55110.040.060
M4X70*	200	55110.040.070
M5X6	200	55110.050.006
M5X8	200	55110.050.008
M5X10	200	55110.050.010
M5X12	200	55110.050.012
M5X14*	500	55110.050.014
M5X16	200	55110.050.016
M5X18*	500	55110.050.018
M5X20	200	55110.050.020
M5X22*	500	55110.050.022
M5X25	200	55110.050.025
M5X30	200	55110.050.030
M5X35	200	55110.050.035
M5X40	200	55110.050.040
M5X45	200	55110.050.045
M5X50	200	55110.050.050
M5X55*	200	55110.050.055
M5X60	200	55110.050.060
M5X70	200	55110.050.070
M5X75*	200	55110.050.075
M5X80	200	55110.050.080
M5X90*	200	55110.050.090
M5X100*	200	55110.050.100
M6X8*	500	55110.060.008
M6X10	200	55110.060.010
M6X12	200	55110.060.012
M6X14*	500	55110.060.014
M6X16	200	55110.060.016
M6X18*	500	55110.060.018
M6X20	200	55110.060.020
M6X22*	200	55110.060.022
M6X25	200	55110.060.025
M6X30	200	55110.060.030
M6X35	100	55110.060.035
M6X40	100	55110.060.040
M6X45	100	55110.060.045
M6X50	100	55110.060.050
M6X55*	200	55110.060.055
M6X60	100	55110.060.060
M6X65*	200	55110.060.065
M6X70	100	55110.060.070
M6X80	100	55110.060.080
M6X90	100	55110.060.090
M6X100	100	55110.060.100
M6X110*	200	55110.060.110
M6X120*	200	55110.060.120
M8X10*	200	55110.080.010
M8X12*	200	55110.080.012
M8X16	100	55110.080.016

d x L	✉	Kód výrobku
M8X20	100	55110.080.020
M8X25	100	55110.080.025
M8X30	100	55110.080.030
M8X35	100	55110.080.035
M8X40	100	55110.080.040
M8X45	100	55110.080.045
M8X50	100	55110.080.050
M8X55*	100	55110.080.055
M8X60	100	55110.080.060
M8X70	100	55110.080.070
M8X80	100	55110.080.080
M8X90	100	55110.080.090
M8X100	100	55110.080.100
M8X110*	100	55110.080.110
M8X120*	100	55110.080.120
M8X140*	100	55110.080.140
M10X16*	100	55110.100.016
M10X20	50	55110.100.020
M10X25	50	55110.100.025
M10X30	50	55110.100.030
M10X35	50	55110.100.035
M10X40	50	55110.100.040
M10X45*	100	55110.100.045
M10X50	50	55110.100.050
M10X55*	100	55110.100.055
M10X60	50	55110.100.060
M10X70	50	55110.100.070
M10X80	50	55110.100.080
M10X90	50	55110.100.090
M10X100	50	55110.100.100
M10X120*	50	55110.100.120
M10X140*	50	55110.100.140
M12X20	50	55110.120.020
M12X25	50	55110.120.025
M12X30	25	55110.120.030
M12X35*	50	55110.120.035
M12X40	25	55110.120.040
M12X45*	50	55110.120.045
M12X50	25	55110.120.050
M12X60	25	55110.120.060
M12X70	25	55110.120.070
M12X80	25	55110.120.080
M12X90	25	55110.120.090
M12X100*	50	55110.120.100
M12X120*	50	55110.120.120
M16X25*	25	55110.160.025
M16X35*	25	55110.160.035
M16X40*	25	55110.160.040
M16X45*	25	55110.160.045
M16X50*	25	55110.160.050
M16X60*	25	55110.160.060
M16X70*	25	55110.160.070
M16X80*	25	55110.160.080
M16X90*	25	55110.160.090
M16X100*	10	55110.160.100

48170 Šroub se zápustnou hlavou s drážkou M05A

Závit Metrický závit
Materiál Mosaz Cu2/Cu3



d x L	✉	Kód výrobku
M2X5	200	48170.020.005
M2X6	200	48170.020.006
M2X8	200	48170.020.008
M2X10	200	48170.020.010

d x L	✉	Kód výrobku
M2X12	200	48170.020.012
M2X16	200	48170.020.016
M2X20	200	48170.020.020

d x L	✉	Kód výrobku
M2,5X6	200	48170.025.006
M2,5X8	200	48170.025.008
M2,5X10	200	48170.025.010
M2,5X12	200	48170.025.012

48170 Šroub se zápustnou hlavou s drážkou

d x L	✉	Kód výrobku	d x L	✉	Kód výrobku	d x L	✉	Kód výrobku
M2,5X16	200	48170.025.016	M5X12	200	48170.050.012	M8X40	100	48170.080.040
M2,5X20	200	48170.025.020	M5X16	200	48170.050.016	M8X50	100	48170.080.050
			M5X20	200	48170.050.020	M8X60	100	48170.080.060
M3X5	200	48170.030.005	M5X25	200	48170.050.025			
M3X6	200	48170.030.006	M5X30	200	48170.050.030	M10X16	100	48170.100.016
M3X8	200	48170.030.008	M5X35	200	48170.050.035	M10X20	100	48170.100.020
M3X10	200	48170.030.010	M5X40	200	48170.050.040	M10X25	100	48170.100.025
M3X12	200	48170.030.012	M5X50	200	48170.050.050	M10X30	100	48170.100.030
M3X16	200	48170.030.016				M10X35	100	48170.100.035
M3X20	200	48170.030.020	M6X8	200	48170.060.008	M10X40	100	48170.100.040
M3X25	200	48170.030.025	M6X10	200	48170.060.010	M10X45	100	48170.100.045
M3X30	200	48170.030.030	M6X12	200	48170.060.012	M10X50	100	48170.100.050
			M6X16	200	48170.060.016	M10X60	100	48170.100.060
M4X6	200	48170.040.006	M6X20	200	48170.060.020	M10X70	100	48170.100.070
M4X8	200	48170.040.008	M6X25	200	48170.060.025	M10X80	100	48170.100.080
M4X10	200	48170.040.010	M6X30	200	48170.060.030			
M4X12	200	48170.040.012	M6X35	200	48170.060.035	M12X20	100	48170.120.020
M4X16	200	48170.040.016	M6X40	200	48170.060.040	M12X25	100	48170.120.025
M4X20	200	48170.040.020	M6X50	200	48170.060.050	M12X30	100	48170.120.030
M4X25	200	48170.040.025	M6X60	100	48170.060.060	M12X35	100	48170.120.035
M4X30	200	48170.040.030	M6X70	100	48170.060.070	M12X40	100	48170.120.040
M4X35	200	48170.040.035				M12X50	100	48170.120.050
M4X40	200	48170.040.040	M8X16	100	48170.080.016	M12X60	100	48170.120.060
M4X50	200	48170.040.050	M8X20	100	48170.080.020	M12X70	100	48170.120.070
			M8X25	100	48170.080.025	M12X80	100	48170.120.080
M5X8	200	48170.050.008	M8X30	100	48170.080.030			
M5X10	200	48170.050.010	M8X35	100	48170.080.035			

6

48550 Šroub se zápustnou hlavou s drážkou — M05A

Závit Metrický závit
Materiál Mosaz Cu2/Cu3
Povrchová úprava Poniklované



d x L	✉	Kód výrobku	d x L	✉	Kód výrobku	d x L	✉	Kód výrobku
M2,5X10	200	48550.025.010	M4X20	200	48550.040.020			
M2,5X20	200	48550.025.020	M4X25	200	48550.040.025	M6X10	200	48550.060.010
			M4X30	200	48550.040.030	M6X16	200	48550.060.016
M3X6	200	48550.030.006	M4X35	200	48550.040.035	M6X20	200	48550.060.020
M3X8	200	48550.030.008	M4X50	200	48550.040.050	M6X30	200	48550.060.030
M3X10	200	48550.030.010				M6X40	200	48550.060.040
M3X12	200	48550.030.012	M5X8	200	48550.050.008	M6X50	200	48550.060.050
M3X16	200	48550.030.016	M5X10	200	48550.050.010	M6X60	100	48550.060.060
M3X20	200	48550.030.020	M5X12	200	48550.050.012	M6X80	100	48550.060.080
M3X25	200	48550.030.025	M5X16	200	48550.050.016			
M3X35	200	48550.030.035	M5X20	200	48550.050.020	M8X16	100	48550.080.016
M3X50	200	48550.030.050	M5X25	200	48550.050.025	M8X20	100	48550.080.020
			M5X30	200	48550.050.030	M8X25	100	48550.080.025
M4X8	200	48550.040.008	M5X35	200	48550.050.035	M8X50	100	48550.080.050
M4X10	200	48550.040.010	M5X40	200	48550.050.040	M8X70	100	48550.080.070
M4X12	200	48550.040.012	M5X60	200	48550.050.060	M8X80	100	48550.080.080
M4X16	200	48550.040.016	M5X70	200	48550.050.070			

56440 Šroub se zápustnou hlavou s drážkou — W02A

Závit Metrický závit
Materiál Plast Polyamid (nylon)
Třída PA 6.6
Barva Bílá

DIN	**≈963**
ISO	≈2009
NEN	≈2370
ASME	≈B18.6.7M
NF	≈E25-123
BS	≈4183

d x L	✉	Kód výrobku	d x L	✉	Kód výrobku	d x L	✉	Kód výrobku
M3X4	200	56440.030.004	M4X16	200	56440.040.016	M5X35	100	56440.050.035
M3X6	200	56440.030.006	M4X18	200	56440.040.018	M5X40	100	56440.050.040
M3X8	200	56440.030.008	M4X20	200	56440.040.020			
M3X10	200	56440.030.010	M4X25	200	56440.040.025	M6X8	100	56440.060.008
M3X12	200	56440.030.012	M4X30	200	56440.040.030	M6X10	50	56440.060.010
M3X16	200	56440.030.016	M4X35	200	56440.040.035	M6X16	50	56440.060.016
M3X20	200	56440.030.020				M6X20	50	56440.060.020
M3X25	200	56440.030.025	M5X8	100	56440.050.008	M6X25	50	56440.060.025
M3X30	200	56440.030.030	M5X10	100	56440.050.010	M6X30	50	56440.060.030
			M5X12	100	56440.050.012	M6X40	50	56440.060.040
M4X6	200	56440.040.006	M5X16	100	56440.050.016	M6X50	50	56440.060.050
M4X8	200	56440.040.008	M5X20	100	56440.050.020			
M4X10	200	56440.040.010	M5X25	100	56440.050.025	M8X20	25	56440.080.020
M4X12	200	56440.040.012	M5X30	100	56440.050.030	M8X25	25	56440.080.025

56440	Šroub se zápustnou hlavou s drážkou							←
d x L	✉	Kód výrobku	d x L	✉	Kód výrobku	d x L	✉	Kód výrobku
M8X30	25	56440.080.030	M8X40	25	56440.080.040	M8X50	25	56440.080.050

Šroub se zápustnou hlavou s drážkou BSW

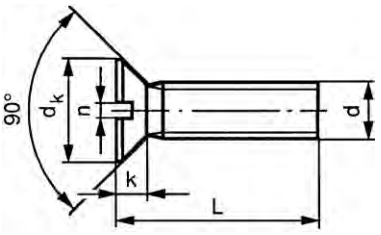

BS **≈450 (1958)**
NEN ≈1780 (1960)

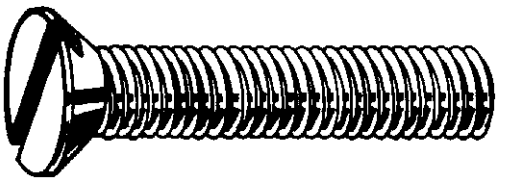

Technické údaje

d	d_k	k	n	Závitů na palec
1/8	5.5	1.4	0.8	40
5/32	7	1.8	0.9	32
3/16	8.3	2.2	1.1	24
1/4	11	2.8	1.3	20
5/16	13.5	3.4	1.5	18
3/8	16.5	4.2	1.8	16

- Whitworthův závit (BSW/BSF) není mezinárodně doporučen.
- Doporučujeme použít metrický (M/MF) nebo sjednocený (UNC/UNF) závit

6

Skupiny produktů

Závit	Typ drážky	Materiál	Třída	Kód	Strana
BSW	Drážkované	Oc	4.8	24220	6-27
BSW	Drážkované	Br Cu2		48220	6-27

24220	Šroub se zápustnou hlavou s drážkou BSW	X07A

Závit British Standard Whitworth
Materiál Ocel
Třída 4.8

RoHS

d x L	✉	Kód výrobku	d x L	✉	Kód výrobku	d x L	✉	Kód výrobku
5/32X1/2	100	24220.039.012	3/16X1.1/2	100	24220.047.038	1/4X3 Inch	100	24220.063.076
5/32X5/8	100	24220.039.015	3/16X2 Inch	100	24220.047.050			
5/32X3/4	100	24220.039.019				5/16X5/8	100	24220.079.015
5/32X1 Inch	100	24220.039.025	1/4X3/8	100	24220.063.009	5/16X1 Inch	100	24220.079.025
5/32X1.1/4	100	24220.039.031	1/4X1/2	100	24220.063.012	5/16X1.3/4	50	24220.079.044
5/32X1.1/2	100	24220.039.038	1/4X5/8	100	24220.063.015	5/16X2 Inch	50	24220.079.050
			1/4X3/4	100	24220.063.019	5/16X2.1/2	50	24220.079.063
3/16X3/8	100	24220.047.009	1/4X1 Inch	100	24220.063.025			
3/16X1/2	100	24220.047.012	1/4X1.1/4	100	24220.063.031	3/8X1 Inch	100	24220.096.025
3/16X5/8	100	24220.047.015	1/4X1.1/2	100	24220.063.038	3/8X2 Inch	50	24220.096.050
3/16X3/4	100	24220.047.019	1/4X2 Inch	100	24220.063.050	3/8X2.1/2	50	24220.096.063
3/16X1 Inch	100	24220.047.025	1/4X2.1/2	100	24220.063.063	3/8X3 Inch	50	24220.096.076
3/16X1.1/4	100	24220.047.031						

48220	Šroub se zápustnou hlavou s drážkou BSW	X07A

Závit British Standard Whitworth
Materiál Mosaz Cu2

RoHS

d x L	✉	Kód výrobku	d x L	✉	Kód výrobku	d x L	✉	Kód výrobku
1/8X3/8	100	48220.031.009	5/32X3/4	100	48220.039.019	3/16X1 Inch	100	48220.047.025
1/8X1/2	100	48220.031.012	5/32X1 Inch	100	48220.039.025	3/16X1.1/4	100	48220.047.031
1/8X5/8	100	48220.031.015	5/32X1.1/4	100	48220.039.031	3/16X1.1/2	100	48220.047.038
1/8X3/4	100	48220.031.019				3/16X2 Inch	100	48220.047.050
1/8X1 Inch	100	48220.031.025	3/16X3/8	100	48220.047.009			
1/8X1.1/4	100	48220.031.031	3/16X1/2	100	48220.047.012	1/4X3/8	100	48220.063.009
			3/16X5/8	100	48220.047.015	1/4X1/2	100	48220.063.012
5/32X3/8	100	48220.039.009	3/16X3/4	100	48220.047.019	1/4X5/8	100	48220.063.015
5/32X1/2	100	48220.039.012						

48220 **Šroub se zápustnou hlavou s drážkou BSW** ←

d x L	✉	Kód výrobku	d x L	✉	Kód výrobku	d x L	✉	Kód výrobku
1/4X3/4	100	48220.063.019	5/16X5/8	100	48220.079.015	3/8X3/4	50	48220.096.019
1/4X1 Inch	100	48220.063.025	5/16X3/4	100	48220.079.019	3/8X1 Inch	50	48220.096.025
1/4X1.1/4	100	48220.063.031	5/16X1 Inch	100	48220.079.025	3/8X1.1/2	50	48220.096.038
1/4X1.1/2	100	48220.063.038	5/16X1.1/2	50	48220.079.038	3/8X2 Inch	50	48220.096.050
1/4X2 Inch	100	48220.063.050	5/16X2 Inch	50	48220.079.050	3/8X2.1/2	50	48220.096.063
1/4X2.1/2	50	48220.063.063	5/16X2.1/2	50	48220.079.063	3/8X3 Inch	50	48220.096.076
1/4X3 Inch	50	48220.063.076	5/16X3 Inch	50	48220.079.076			

Šroub se zápustnou hlavou čočkovitou s drážkou

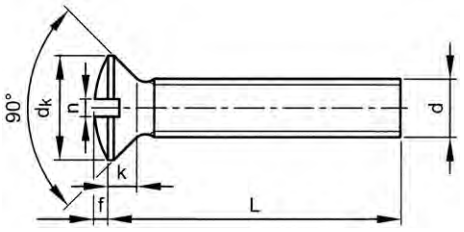

DIN	**964**
ISO	2010
NEN	2371
ASME	B18.6.7M
NF	E25-124
BS	4183



Technické údaje

d	d_k	f ≈	k (max.)	n	P	Plný závit L ≤
M2	3.8	0.5	1.2	0.5	0.4	16
M2.5	4.7	0.6	1.5	0.6	0.45	16
M3	5.6	0.75	1.65	0.8	0.5	20
M4	7.5	1	2.2	1	0.7	25
M5	9.2	1.25	2.5	1.2	0.8	30
M6	11	1.5	3	1.6	1	35
M8	14.5	2	4	2	1.25	40
M10	18	2.5	5	2.5	1.5	50

Skupiny produktů

Závit	Typ drážky	Materiál	Třída	Povrchová úprava	Kód	Strana
M	Drážkované	Oc	4.8	Zn	24570	6-28
M	Drážkované	NO A2			51210	6-29
M	Drážkované	NO A4			55210	6-29
M	Drážkované	Br Cu2/Cu3			48180	6-30
M	Drážkované	Br Cu2/Cu3		Ni.	48570	6-30

24570 **Šroub se zápustnou hlavou čočkovitou s drážkou** **H01A**

Závit	Metrický závit
Materiál	Ocel
Třída	4.8
Povrchová úprava	Pozinkované

RoHS

d x L	✉	Kód výrobku	d x L	✉	Kód výrobku	d x L	✉	Kód výrobku
M3X6	500	24570.030.006	M4X40	500	24570.040.040	M6X12	200	24570.060.012
M3X8	500	24570.030.008	M4X50	500	24570.040.050	M6X16	200	24570.060.016
M3X10	500	24570.030.010	M4X60	200	24570.040.060	M6X20	200	24570.060.020
M3X12	500	24570.030.012				M6X25	200	24570.060.025
M3X16	500	24570.030.016	M5X8	500	24570.050.008	M6X30	200	24570.060.030
M3X20	500	24570.030.020	M5X10	500	24570.050.010	M6X35	200	24570.060.035
M3X25	500	24570.030.025	M5X12	500	24570.050.012	M6X40	200	24570.060.040
M3X30	500	24570.030.030	M5X16	500	24570.050.016	M6X50	200	24570.060.050
M3X40	500	24570.030.040	M5X20	500	24570.050.020	M6X60	200	24570.060.060
			M5X25	500	24570.050.025			
M4X6	500	24570.040.006	M5X30	500	24570.050.030	M8X16	200	24570.080.016
M4X8	500	24570.040.008	M5X35	500	24570.050.035	M8X20	200	24570.080.020
M4X10	500	24570.040.010	M5X40	500	24570.050.040	M8X25	200	24570.080.025
M4X12	500	24570.040.012	M5X45	200	24570.050.045	M8X30	200	24570.080.030
M4X16	500	24570.040.016	M5X50	200	24570.050.050	M8X40	200	24570.080.040
M4X20	500	24570.040.020	M5X60	200	24570.050.060	M8X50	200	24570.080.050
M4X25	500	24570.040.025				M8X60	100	24570.080.060
M4X30	500	24570.040.030	M6X10	200	24570.060.010			

51210 Šroub se zápustnou hlavou čočkovitou s drážkou R02A

Závit Metrický závit
Materiál Nerezocel A2

d x L	✉	Kód výrobku
M2X3*	1000	51210.020.003
M2X4*	1000	51210.020.004
M2X5	100	51210.020.005
M2X6	100	51210.020.006
M2X8*	1000	51210.020.008
M2X10*	1000	51210.020.010
M2X12	100	51210.020.012
M2X16*	1000	51210.020.016
M2X20*	1000	51210.020.020
M2X30*	500	51210.020.030
M2,5X5*	1000	51210.025.005
M2,5X6	100	51210.025.006
M2,5X8	100	51210.025.008
M2,5X10	100	51210.025.010
M2,5X12	100	51210.025.012
M2,5X16	100	51210.025.016
M2,5X20*	1000	51210.025.020
M2,5X25*	500	51210.025.025
M2,5X30*	500	51210.025.030
M3X5*	500	51210.030.005
M3X6	500	51210.030.006
M3X8	500	51210.030.008
M3X10	500	51210.030.010
M3X12	500	51210.030.012
M3X14	500	51210.030.014
M3X16	500	51210.030.016
M3X18*	500	51210.030.018
M3X20	500	51210.030.020
M3X25	500	51210.030.025
M3X30	500	51210.030.030
M3X35	500	51210.030.035
M3X40	500	51210.030.040
M3X45*	200	51210.030.045
M3X50	500	51210.030.050
M4X5*	500	51210.040.005
M4X6	500	51210.040.006
M4X8	500	51210.040.008
M4X10	500	51210.040.010
M4X12	500	51210.040.012

d x L	✉	Kód výrobku
M4X14	500	51210.040.014
M4X16	500	51210.040.016
M4X18*	500	51210.040.018
M4X20	500	51210.040.020
M4X25	200	51210.040.025
M4X30	200	51210.040.030
M4X35	200	51210.040.035
M4X40	200	51210.040.040
M4X45	200	51210.040.045
M4X50	200	51210.040.050
M4X60	200	51210.040.060
M4X70*	200	51210.040.070
M4X80*	200	51210.040.080
M5X6	200	51210.050.006
M5X8	200	51210.050.008
M5X10	200	51210.050.010
M5X12	200	51210.050.012
M5X14*	500	51210.050.014
M5X16	200	51210.050.016
M5X18*	500	51210.050.018
M5X20	200	51210.050.020
M5X22*	500	51210.050.022
M5X25	200	51210.050.025
M5X30	200	51210.050.030
M5X35	200	51210.050.035
M5X40	200	51210.050.040
M5X45	200	51210.050.045
M5X50	200	51210.050.050
M5X55*	200	51210.050.055
M5X60	100	51210.050.060
M5X70	100	51210.050.070
M5X80	100	51210.050.080
M5X90	100	51210.050.090
M5X100*	200	51210.050.100
M6X8*	500	51210.060.008
M6X10	200	51210.060.010
M6X12	200	51210.060.012
M6X14*	500	51210.060.014
M6X16	200	51210.060.016

d x L	✉	Kód výrobku
M6X20	200	51210.060.020
M6X25	200	51210.060.025
M6X30	200	51210.060.030
M6X35	100	51210.060.035
M6X40	100	51210.060.040
M6X45	100	51210.060.045
M6X50	100	51210.060.050
M6X55*	200	51210.060.055
M6X60	100	51210.060.060
M6X70	100	51210.060.070
M6X80	100	51210.060.080
M6X90	100	51210.060.090
M6X100	100	51210.060.100
M8X12*	200	51210.080.012
M8X16	100	51210.080.016
M8X20	100	51210.080.020
M8X25	100	51210.080.025
M8X30	100	51210.080.030
M8X35	100	51210.080.035
M8X40	100	51210.080.040
M8X45	100	51210.080.045
M8X50	100	51210.080.050
M8X60	100	51210.080.060
M8X70	100	51210.080.070
M8X80	100	51210.080.080
M8X90	100	51210.080.090
M8X100	100	51210.080.100
M10X16*	100	51210.100.016
M10X20*	100	51210.100.020
M10X25*	100	51210.100.025
M10X30	100	51210.100.030
M10X35	100	51210.100.035
M10X40	100	51210.100.040
M10X45*	100	51210.100.045
M10X50	100	51210.100.050
M10X55*	100	51210.100.055
M10X60	100	51210.100.060
M10X70	50	51210.100.070
M10X100*	50	51210.100.100

55210 Šroub se zápustnou hlavou čočkovitou s drážkou R42A

Závit Metrický závit
Materiál Nerezocel A4

d x L	✉	Kód výrobku
M2X6	100	55210.020.006
M2X8	100	55210.020.008
M2X10*	1000	55210.020.010
M2X16	100	55210.020.016
M2X20	100	55210.020.020
M2,5X6	100	55210.025.006
M2,5X8	100	55210.025.008
M2,5X10	100	55210.025.010
M2,5X12	100	55210.025.012
M2,5X16	100	55210.025.016
M2,5X25	100	55210.025.025
M3X6	500	55210.030.006
M3X8	500	55210.030.008
M3X10	500	55210.030.010
M3X12	500	55210.030.012
M3X14	500	55210.030.014
M3X16	500	55210.030.016
M3X20	500	55210.030.020
M3X25	500	55210.030.025

d x L	✉	Kód výrobku
M3X30	500	55210.030.030
M3X35	500	55210.030.035
M3X40	500	55210.030.040
M3X50	500	55210.030.050
M4X6	500	55210.040.006
M4X8	500	55210.040.008
M4X10	500	55210.040.010
M4X12	500	55210.040.012
M4X14	500	55210.040.014
M4X16	500	55210.040.016
M4X18	500	55210.040.018
M4X20	500	55210.040.020
M4X25	200	55210.040.025
M4X30	200	55210.040.030
M4X35	200	55210.040.035
M4X40	200	55210.040.040
M4X45	200	55210.040.045
M4X50	200	55210.040.050
M4X60	200	55210.040.060
M4X70*	200	55210.040.070

d x L	✉	Kód výrobku
M4X80*	200	55210.040.080
M5X6	200	55210.050.006
M5X8	200	55210.050.008
M5X10	200	55210.050.010
M5X12	200	55210.050.012
M5X14	200	55210.050.014
M5X16	200	55210.050.016
M5X18	200	55210.050.018
M5X20	200	55210.050.020
M5X25	200	55210.050.025
M5X30	200	55210.050.030
M5X35	200	55210.050.035
M5X40	200	55210.050.040
M5X45	200	55210.050.045
M5X50	200	55210.050.050
M5X60	100	55210.050.060
M5X70	100	55210.050.070
M5X80	100	55210.050.080
M5X90*	200	55210.050.090
M5X100	100	55210.050.100

55210 Šroub se zápustnou hlavou čočkovitou s drážkou

d x L	✉	Kód výrobku	d x L	✉	Kód výrobku	d x L	✉	Kód výrobku
			M6X80	100	55210.060.080	M8X80*	100	55210.080.080
M6X10	200	55210.060.010	M6X90	100	55210.060.090	M8X90*	100	55210.080.090
M6X12	200	55210.060.012	M6X100	100	55210.060.100	M8X100*	100	55210.080.100
M6X14*	500	55210.060.014						
M6X16	200	55210.060.016	M8X16	100	55210.080.016	M10X20*	100	55210.100.020
M6X20	200	55210.060.020	M8X20	100	55210.080.020	M10X25*	100	55210.100.025
M6X25	200	55210.060.025	M8X25	100	55210.080.025	M10X30*	100	55210.100.030
M6X30	200	55210.060.030	M8X30	100	55210.080.030	M10X35*	100	55210.100.035
M6X35	100	55210.060.035	M8X35	100	55210.080.035	M10X40*	100	55210.100.040
M6X40	100	55210.060.040	M8X40	100	55210.080.040	M10X45*	100	55210.100.045
M6X45	100	55210.060.045	M8X45*	200	55210.080.045	M10X50*	100	55210.100.050
M6X50	100	55210.060.050	M8X50	100	55210.080.050	M10X60*	100	55210.100.060
M6X60	100	55210.060.060	M8X60	100	55210.080.060			
M6X70	100	55210.060.070	M8X70*	100	55210.080.070			

48180 Šroub se zápustnou hlavou čočkovitou s drážkou M05A

Závit Metrický závit
Materiál Mosaz Cu2/Cu3



d x L	✉	Kód výrobku	d x L	✉	Kód výrobku	d x L	✉	Kód výrobku
M2,5X8	200	48180.025.008	M4X20	200	48180.040.020	M6X12	200	48180.060.012
M2,5X10	200	48180.025.010	M4X25	200	48180.040.025	M6X16	200	48180.060.016
M2,5X12	200	48180.025.012	M4X30	200	48180.040.030	M6X20	200	48180.060.020
						M6X25	200	48180.060.025
M3X6	200	48180.030.006	M5X8	200	48180.050.008	M6X30	200	48180.060.030
M3X8	200	48180.030.008	M5X10	200	48180.050.010	M6X40	200	48180.060.040
M3X10	200	48180.030.010	M5X12	200	48180.050.012	M6X50	200	48180.060.050
M3X12	200	48180.030.012	M5X16	200	48180.050.016	M6X60	100	48180.060.060
M3X16	200	48180.030.016	M5X20	200	48180.050.020			
M3X20	200	48180.030.020	M5X25	200	48180.050.025	M8X16	100	48180.080.016
			M5X30	200	48180.050.030	M8X20	100	48180.080.020
M4X6	200	48180.040.006	M5X35	200	48180.050.035	M8X25	100	48180.080.025
M4X8	200	48180.040.008	M5X40	200	48180.050.040	M8X30	100	48180.080.030
M4X10	200	48180.040.010	M5X50	200	48180.050.050	M8X35	100	48180.080.035
M4X12	200	48180.040.012				M8X40	100	48180.080.040
M4X16	200	48180.040.016	M6X10	200	48180.060.010			

48570 Šroub se zápustnou hlavou čočkovitou s drážkou M05A

Závit Metrický závit
Materiál Mosaz Cu2/Cu3
Povrchová úprava Poniklované



d x L	✉	Kód výrobku	d x L	✉	Kód výrobku	d x L	✉	Kód výrobku
M3X6	200	48570.030.006	M4X25	200	48570.040.025	M5X40	200	48570.050.040
M3X8	200	48570.030.008	M4X30	200	48570.040.030	M5X50	200	48570.050.050
M3X10	200	48570.030.010	M4X35	200	48570.040.035			
M3X12	200	48570.030.012	M4X40	200	48570.040.040	M6X10	200	48570.060.010
M3X16	200	48570.030.016				M6X12	200	48570.060.012
M3X20	200	48570.030.020	M5X8	200	48570.050.008	M6X16	200	48570.060.016
			M5X10	200	48570.050.010	M6X20	200	48570.060.020
M4X6	200	48570.040.006	M5X12	200	48570.050.012	M6X25	200	48570.060.025
M4X8	200	48570.040.008	M5X16	200	48570.050.016	M6X30	200	48570.060.030
M4X10	200	48570.040.010	M5X20	200	48570.050.020	M6X40	200	48570.060.040
M4X12	200	48570.040.012	M5X25	200	48570.050.025	M6X50	200	48570.060.050
M4X16	200	48570.040.016	M5X30	200	48570.050.030	M6X60	100	48570.060.060
M4X20	200	48570.040.020	M5X35	200	48570.050.035			

Šroub s půlkulovou hlavou s drážkou BSW

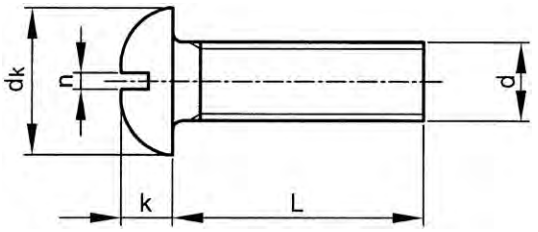

BS **≈450 (1958)**
NEN ≈1779 (1960)



Technické údaje

d	d_k	k	n	Závitů na palec
1/8	5.5	2.1	0.8	40
5/32	7	2.7	0.9	32
3/16	8.3	3.2	1.1	24
1/4	11	4.3	1.3	20
5/16	13.5	5.4	1.5	18
3/8	16.5	6.5	1.8	16

- Whitworthův závit (BSW/BSF) není mezinárodně doporučen. Doporučujeme použít metrický (M/MF) nebo sjednocený (UNC/UNF) závit.
- Délky nad 2” mají závit částečný, min. délka závitu je 1.3/4”.

Skupiny produktů

Závit	Typ drážky	Materiál	Třída	Kód	Strana
BSW	Drážkované	Oc	4.8	24210	6-31
BSW	Drážkované	Br Cu2		48210	6-31

6

24210 Šroub s půlkulovou hlavou s drážkou BSW — X07A

Závit British Standard Whitworth
Materiál Ocel
Třída 4.8

d x L	✉	Kód výrobku	d x L	✉	Kód výrobku	d x L	✉	Kód výrobku
1/8X3/8	100	24210.031.009	3/16X3/8	100	24210.047.009	1/4X1.1/4	100	24210.063.031
1/8X1/2	100	24210.031.012	3/16X1/2	100	24210.047.012	1/4X1.1/2	100	24210.063.038
1/8X5/8	100	24210.031.015	3/16X5/8	100	24210.047.015	1/4X2 Inch	100	24210.063.050
1/8X3/4	100	24210.031.019	3/16X3/4	100	24210.047.019	1/4X2.1/2	100	24210.063.063
1/8X1 Inch	100	24210.031.025	3/16X1 Inch	100	24210.047.025	1/4X3 Inch	100	24210.063.076
1/8X1.1/4	100	24210.031.031	3/16X1.1/4	100	24210.047.031			
1/8X1.1/2	100	24210.031.038	3/16X1.1/2	100	24210.047.038	5/16X5/8	100	24210.079.015
			3/16X2 Inch	100	24210.047.050	5/16X3/4	100	24210.079.019
5/32X1/2	100	24210.039.012				5/16X1 Inch	100	24210.079.025
5/32X5/8	100	24210.039.015	1/4X3/8	100	24210.063.009	5/16X1.1/4	100	24210.079.031
5/32X3/4	100	24210.039.019	1/4X1/2	100	24210.063.012	5/16X1.1/2	100	24210.079.038
5/32X1 Inch	100	24210.039.025	1/4X5/8	100	24210.063.015	5/16X2 Inch	50	24210.079.050
5/32X1.1/2	100	24210.039.038	1/4X3/4	100	24210.063.019	5/16X2.1/2	50	24210.079.063
			1/4X1 Inch	100	24210.063.025	5/16X3 Inch	50	24210.079.076
3/16X1/4	100	24210.047.006						

48210 Šroub s půlkulovou hlavou s drážkou BSW — X07A

Závit British Standard Whitworth
Materiál Mosaz Cu2

d x L	✉	Kód výrobku	d x L	✉	Kód výrobku	d x L	✉	Kód výrobku
1/8X3/8	100	48210.031.009	3/16X3/8	100	48210.047.009	1/4X1 Inch	100	48210.063.025
1/8X1/2	100	48210.031.012	3/16X1/2	100	48210.047.012	1/4X1.1/4	100	48210.063.031
1/8X5/8	100	48210.031.015	3/16X5/8	100	48210.047.015	1/4X1.1/2	100	48210.063.038
1/8X3/4	100	48210.031.019	3/16X3/4	100	48210.047.019	1/4X2 Inch	100	48210.063.050
1/8X1 Inch	100	48210.031.025	3/16X1 Inch	100	48210.047.025	1/4X2.1/2	100	48210.063.063
1/8X1.1/4	144	48210.031.031	3/16X1.1/4	100	48210.047.031	1/4X3 Inch	100	48210.063.076
			3/16X1.1/2	100	48210.047.038			
5/32X1/2	100	48210.039.012	3/16X2 Inch	100	48210.047.050	5/16X5/8	100	48210.079.015
5/32X5/8	100	48210.039.015				5/16X3/4	100	48210.079.019
5/32X3/4	100	48210.039.019	1/4X3/8	100	48210.063.009	5/16X1 Inch	100	48210.079.025
5/32X1 Inch	100	48210.039.025	1/4X1/2	100	48210.063.012	5/16X1.1/4	50	48210.079.031
5/32X1.1/4	100	48210.039.031	1/4X5/8	100	48210.063.015	5/16X1.1/2	50	48210.079.038
			1/4X3/4	100	48210.063.019	5/16X2 Inch	50	48210.079.050

48210 **Šroub s půlkulovou hlavou s drážkou BSW** ←

d x L	✉	Kód výrobku	d x L	✉	Kód výrobku	d x L	✉	Kód výrobku
5/16X2.1/2	50	48210.079.063	3/8X1 Inch	50	48210.096.025	3/8X2.1/2	50	48210.096.063
5/16X3 Inch	50	48210.079.076	3/8X1.1/4	50	48210.096.031	3/8X3 Inch	50	48210.096.076
			3/8X1.1/2	50	48210.096.038			
3/8X3/4	50	48210.096.019	3/8X2 Inch	50	48210.096.050			

Šroub s nízkou kulovou hlavou s drážkou

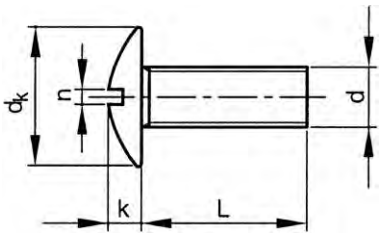

NF **≈E25-129**



Technické údaje

d	d_k (max.)	k (max.)	n	P
M3	7	2	0.8	0.5
M4	10	2.2	1.2	0.7
M5	12.5	2.7	1.2	0.8
M6	15	3.3	1.6	1
M8	20	4.4	2.0	1.25

6

Skupiny produktů

Závit	Typ drážky	Materiál	Třída	Barva	Kód	Strana
M	Drážkované	NO A2			51215	6-32
M	Drážkované	Plast PA	PA 6.6	Bílá	56460	6-33

51215 **Šroub s nízkou kulovou hlavou s drážkou** **R02A**

Závit Metrický závit
Materiál Nerezocel A2

RoHS

d x L	✉	Kód výrobku	d x L	✉	Kód výrobku	d x L	✉	Kód výrobku
M3X5*	1000	51215.030.005				M6X45*	200	51215.060.045
M3X6*	1000	51215.030.006	M5X8	200	51215.050.008	M6X50*	200	51215.060.050
M3X8*	1000	51215.030.008	M5X10	200	51215.050.010	M6X60*	200	51215.060.060
M3X10*	1000	51215.030.010	M5X12	200	51215.050.012	M6X70*	200	51215.060.070
M3X12*	1000	51215.030.012	M5X16	200	51215.050.016	M6X80*	200	51215.060.080
M3X16*	1000	51215.030.016	M5X20	200	51215.050.020	M6X90*	200	51215.060.090
M3X20*	1000	51215.030.020	M5X25	200	51215.050.025	M6X100*	200	51215.060.100
M3X25*	1000	51215.030.025	M5X30	200	51215.050.030			
M3X35*	1000	51215.030.035	M5X40*	500	51215.050.040	M8X12*	200	51215.080.012
M3X40*	1000	51215.030.040	M5X45*	500	51215.050.045	M8X16*	200	51215.080.016
			M5X50*	500	51215.050.050	M8X20	200	51215.080.020
M4X6*	500	51215.040.006	M5X60*	500	51215.050.060	M8X25*	200	51215.080.025
M4X8	200	51215.040.008	M5X70*	500	51215.050.070	M8X30*	200	51215.080.030
M4X10	200	51215.040.010	M5X80*	500	51215.050.080	M8X35*	200	51215.080.035
M4X12	200	51215.040.012	M5X100*	500	51215.050.100	M8X40*	200	51215.080.040
M4X16	200	51215.040.016				M8X45*	200	51215.080.045
M4X20	200	51215.040.020	M6X8*	500	51215.060.008	M8X50*	200	51215.080.050
M4X25	200	51215.040.025	M6X10	200	51215.060.010	M8X60*	100	51215.080.060
M4X30*	500	51215.040.030	M6X12	200	51215.060.012	M8X70*	100	51215.080.070
M4X35*	500	51215.040.035	M6X16	200	51215.060.016	M8X80*	100	51215.080.080
M4X40*	500	51215.040.040	M6X20	100	51215.060.020	M8X90*	100	51215.080.090
M4X45*	500	51215.040.045	M6X25	100	51215.060.025	M8X100*	100	51215.080.100
M4X50*	500	51215.040.050	M6X30	100	51215.060.030	M8X120*	100	51215.080.120
M4X60*	500	51215.040.060	M6X35*	200	51215.060.035			
M4X70*	500	51215.040.070	M6X40*	200	51215.060.040			

56460	Šroub s nízkou kulovou hlavou s drážkou	W02A

Závit Metrický závit
Materiál Plast Polyamid (nylon)
Třída PA 6.6
Barva Bílá

d x L	✉	Kód výrobku	d x L	✉	Kód výrobku	d x L	✉	Kód výrobku
M6X12	50	56460.060.012	M6X25	50	56460.060.025	M6X40	50	56460.060.040
M6X16	50	56460.060.016	M6X30	50	56460.060.030	M6X50	50	56460.060.050
M6X20	50	56460.060.020						

Plombový šroub s drážkou

DIN 404

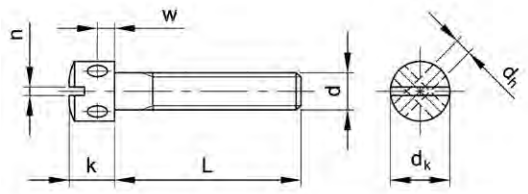

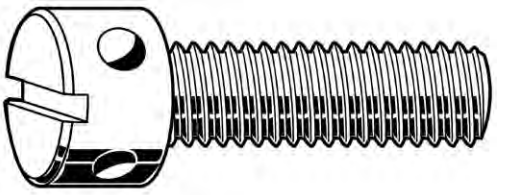

Technické údaje

d	dh (min.)	d_k (max.)	k (max.)	n	P	w
M3	1.5	5.5	4	0.8	0.5	1.5
M4	2	7	5	1	0.7	2
M5	2.5	8.5	6.5	1.2	0.8	2.5
M6	3	10	8	1.6	1	3

51289	Plombový šroub s drážkou	R09A

Závit Metrický závit
Materiál Nerezocel A2
Třída 50

RoHS

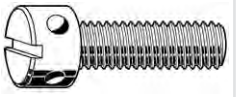

d x L	✉	Kód výrobku	d x L	✉	Kód výrobku	d x L	✉	Kód výrobku
M3X4*	200	51289.030.004	M4X8*	100	51289.040.008	M5X16*	50	51289.050.016
M3X5*	200	51289.030.005	M4X10*	100	51289.040.010	M5X20*	50	51289.050.020
M3X6*	200	51289.030.006	M4X12*	100	51289.040.012	M5X25*	50	51289.050.025
M3X8*	200	51289.030.008	M4X16*	100	51289.040.016	M5X30*	50	51289.050.030
M3X10*	200	51289.030.010	M4X20*	100	51289.040.020			
M3X12*	200	51289.030.012	M4X25*	100	51289.040.025	M6X10*	50	51289.060.010
M3X16*	200	51289.030.016	M4X30*	100	51289.040.030	M6X12*	50	51289.060.012
M3X20*	200	51289.030.020				M6X16*	50	51289.060.016
			M5X8*	50	51289.050.008	M6X20*	50	51289.060.020
M4X5*	100	51289.040.005	M5X10*	50	51289.050.010	M6X25*	50	51289.060.025
M4X6*	100	51289.040.006	M5X12*	50	51289.050.012	M6X30*	50	51289.060.030

Šroub s plochou hlavou s drážkou a osazením

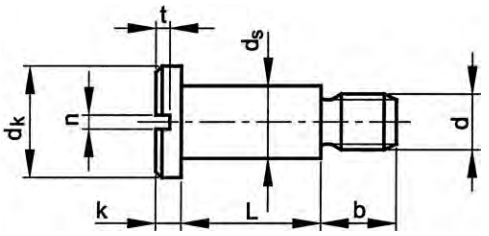

DIN 923



Technické údaje

d	b	d_k (max.)	d_s (h9)	k	n	P	t (min.)
M2	3	4.5	2.8	1.2	0.5	0.4	0.6
M3	4.5	7	4	1.8	0.8	0.5	0.9
M4	6	8.5	5.5	2.4	1	0.7	1.2
M5	7	11	7	2.7	1.2	0.8	1.3
M6	9	13	8	3.1	1.6	1	1.5
M8	11	16	10	3.8	2	1.25	1.9

Skupiny produktů

Závit	Typ drážky	Materiál	Třída	Povrchová úprava	Kód	Strana
M	Drážkované	Oc	5.8	Zn	24992	6-34
M	Drážkované	NO A1			51209	6-34

6

24992 Šroub s plochou hlavou s drážkou a osazením H07A

Závit Metrický závit
Materiál Ocel
Třída 5.8
Povrchová úprava Pozinkované

RoHS



d x L	✉	Kód výrobku	d x L	✉	Kód výrobku	d x L	✉	Kód výrobku
M3X8	100	24992.030.008	M5X6	100	24992.050.006	M6X16	100	24992.060.016
M3X10	100	24992.030.010	M5X8	100	24992.050.008	M6X20	100	24992.060.020
M3X12	100	24992.030.012	M5X12	100	24992.050.012	M6X25	100	24992.060.025
			M5X16	100	24992.050.016			
M4X6	100	24992.040.006	M5X20	100	24992.050.020	M8X8	100	24992.080.008
M4X8	100	24992.040.008	M5X25	100	24992.050.025	M8X10	100	24992.080.010
M4X10	100	24992.040.010				M8X12	100	24992.080.012
M4X12	100	24992.040.012	M6X8	100	24992.060.008	M8X16	100	24992.080.016
M4X16	100	24992.040.016	M6X10	100	24992.060.010	M8X20	50	24992.080.020
			M6X12	100	24992.060.012	M8X25	50	24992.080.025

51209 Šroub s plochou hlavou s drážkou a osazením R09A

Závit Metrický závit
Materiál Nerezocel A1

RoHS



d x L	✉	Kód výrobku	d x L	✉	Kód výrobku	d x L	✉	Kód výrobku
M2X6*	100	51209.020.006	M4X12*	100	51209.040.012	M6X5*	50	51209.060.005
			M4X16*	100	51209.040.016	M6X6*	50	51209.060.006
M3X2*	100	51209.030.002	M4X20*	100	51209.040.020	M6X8*	50	51209.060.008
M3X3*	100	51209.030.003				M6X10*	50	51209.060.010
M3X4*	100	51209.030.004	M5X2*	100	51209.050.002	M6X12*	50	51209.060.012
M3X5*	100	51209.030.005	M5X3*	100	51209.050.003	M6X16*	50	51209.060.016
M3X6*	100	51209.030.006	M5X4*	100	51209.050.004	M6X20*	50	51209.060.020
M3X8*	100	51209.030.008	M5X5*	100	51209.050.005	M6X25*	50	51209.060.025
M3X10*	100	51209.030.010	M5X6*	100	51209.050.006			
			M5X8*	100	51209.050.008	M8X5*	50	51209.080.005
M4X2*	100	51209.040.002	M5X10*	100	51209.050.010	M8X6*	50	51209.080.006
M4X3*	100	51209.040.003	M5X12*	100	51209.050.012	M8X8*	50	51209.080.008
M4X4*	100	51209.040.004	M5X16*	100	51209.050.016	M8X10*	50	51209.080.010
M4X5*	100	51209.040.005				M8X12*	50	51209.080.012
M4X6*	100	51209.040.006	M6X3*	50	51209.060.003	M8X16*	50	51209.080.016
M4X8*	100	51209.040.008	M6X4*	50	51209.060.004	M8X20*	50	51209.080.020
M4X10*	100	51209.040.010						

Sestava šroubu s drážkou a ploché podložky

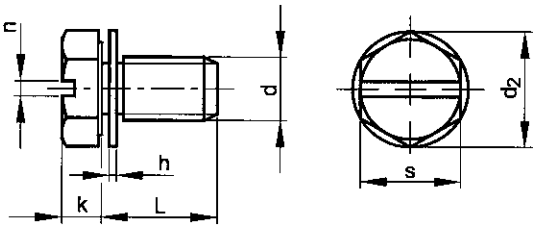

DIN **≈6900**
ISO ≈10644

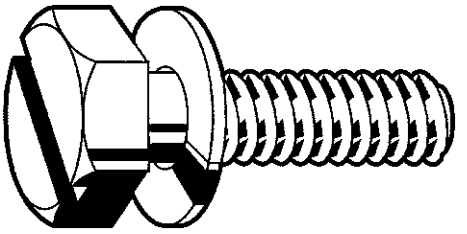

Technické údaje

d	d_2	h	k	n	P	s
M4	8	0.8	2.8	1.2	0.7	7
M5	10	1	3.5	1.2	0.8	8
M6	12	1.2	4	1.6	1	10

24904 **Sestava šroubu s drážkou a ploché podložky** **H05A**

Závit Metrický závit
Materiál Ocel
Třída 5.8
Povrchová úprava Pozinkované žlutě pasivované

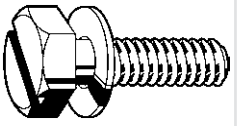

d x L	✉	Kód výrobku	d x L	✉	Kód výrobku	d x L	✉	Kód výrobku
M4X10	1000	24904.040.010	M5X12	1000	24904.050.012	M6X12	500	24904.060.012
M4X16	1000	24904.040.016	M5X18	500	24904.050.018	M6X18	500	24904.060.018

6

Šroub s válcovou vypouklou hlavou s křížovou drážkou

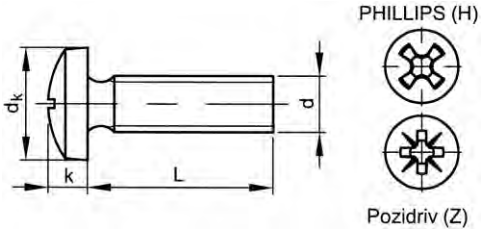

DIN **7985**
ISO 7045



Technické údaje

d	d_k	k	P	Plný závit L ≤	Čís. křížové drážky
M1.6	3.2	1.3	0.35	16	0
M2	4	1.6	0.4	16	1
M2.5	5	2	0.45	20	1
M3	6	2.4	0.5	20	1
M4	8	3.1	0.7	25	2
M5	10	3.8	0.8	25	2
M6	12	4.6	1	35	3
M8	16	6	1.25	40	4
M10	20	7.5	1.5	40	4

Skupiny produktů

Závit	Typ drážky	Materiál	Třída	Povrchová úprava		Kód	Strana
M	Phillips	Oc	4.8	Zn		24665	6-36
M	Phillips	Oc	4.8	Zn	Velké Balení	24660	6-36
M	Pozidriv	Oc	4.8	Zn		24662	6-37
M	Phillips	Oc	4.8	Zn žl		24800	6-37
M	Phillips	Oc	4.8	Zn čern.		24810	6-37
M	Phillips	NO A2				51340	6-38
M	Pozidriv	NO A2				51342	6-38
M	Phillips	NO A4				55340	6-39
M	Pozidriv	NO A4				55342	6-40
M	Pozidriv	Al P65		Anod.		45445	6-40

24665 Šroub s válcovou vypouklou hlavou s křížovou drážkou Phillips H05A

Závit	Metrický závit	**DIN**	**7985-H**
Materiál	Ocel	ISO	7045-H
Třída	4.8		
Povrchová úprava	Pozinkované		

d x L	✉	Kód výrobku	d x L	✉	Kód výrobku	d x L	✉	Kód výrobku
M2X4	200	24665.020.004	M4X5	200	24665.040.005	M5X45	100	24665.050.045
M2X5	200	24665.020.005	M4X6	200	24665.040.006	M5X50	100	24665.050.050
M2X6	200	24665.020.006	M4X8	200	24665.040.008	M5X60	100	24665.050.060
M2X8	200	24665.020.008	M4X10	200	24665.040.010	M5X70	100	24665.050.070
M2X10	200	24665.020.010	M4X12	200	24665.040.012	M5X80	100	24665.050.080
			M4X16	200	24665.040.016			
M2,5X4	200	24665.025.004	M4X20	200	24665.040.020	M6X8	200	24665.060.008
M2,5X5	200	24665.025.005	M4X25	200	24665.040.025	M6X10	200	24665.060.010
M2,5X6	200	24665.025.006	M4X30	200	24665.040.030	M6X12	200	24665.060.012
M2,5X8	200	24665.025.008	M4X35	200	24665.040.035	M6X16	200	24665.060.016
M2,5X10	200	24665.025.010	M4X40	200	24665.040.040	M6X20	100	24665.060.020
M2,5X12	200	24665.025.012	M4X45	200	24665.040.045	M6X25	100	24665.060.025
			M4X50	200	24665.040.050	M6X30	100	24665.060.030
M3X4	200	24665.030.004	M4X60	200	24665.040.060	M6X35	100	24665.060.035
M3X5	200	24665.030.005	M4X80	200	24665.040.080	M6X40	100	24665.060.040
M3X6	200	24665.030.006				M6X45	100	24665.060.045
M3X8	200	24665.030.008	M5X6	200	24665.050.006	M6X50	100	24665.060.050
M3X10	200	24665.030.010	M5X8	200	24665.050.008	M6X60	100	24665.060.060
M3X12	200	24665.030.012	M5X10	200	24665.050.010	M6X70	100	24665.060.070
M3X16	200	24665.030.016	M5X12	200	24665.050.012			
M3X20	200	24665.030.020	M5X16	200	24665.050.016	M8X12	100	24665.080.012
M3X25	200	24665.030.025	M5X20	200	24665.050.020	M8X16	100	24665.080.016
M3X30	200	24665.030.030	M5X25	200	24665.050.025	M8X20	100	24665.080.020
M3X40	200	24665.030.040	M5X30	100	24665.050.030	M8X25	100	24665.080.025
M3X50	200	24665.030.050	M5X35	100	24665.050.035	M8X30	100	24665.080.030
			M5X40	100	24665.050.040	M8X35	100	24665.080.035

6

24660 Šroub s válcovou vypouklou hlavou s křížovou drážkou Phillips H05A

Závit	Metrický závit	**DIN**	**7985-H**
Materiál	Ocel	ISO	7045-H
Třída	4.8		
Povrchová úprava	Pozinkované		

d x L	✉	Kód výrobku	d x L	✉	Kód výrobku	d x L	✉	Kód výrobku
M2X4	2000	24660.020.004	M4X6	1000	24660.040.006	M6X12	1000	24660.060.012
M2X5	2000	24660.020.005	M4X8	1000	24660.040.008	M6X16	500	24660.060.016
M2X6	2000	24660.020.006	M4X10	1000	24660.040.010	M6X20	250	24660.060.020
M2X8	2000	24660.020.008	M4X12	1000	24660.040.012	M6X25	250	24660.060.025
M2X10	2000	24660.020.010	M4X16	1000	24660.040.016	M6X30	250	24660.060.030
M2X20	2000	24660.020.020	M4X20	1000	24660.040.020	M6X35	250	24660.060.035
			M4X25	1000	24660.040.025	M6X40	250	24660.060.040
M2,5X4	2000	24660.025.004	M4X30	1000	24660.040.030	M6X45	250	24660.060.045
M2,5X5	2000	24660.025.005	M4X35	500	24660.040.035	M6X50	250	24660.060.050
M2,5X6	2000	24660.025.006	M4X40	500	24660.040.040	M6X60	250	24660.060.060
M2,5X8	2000	24660.025.008	M4X45	500	24660.040.045			
M2,5X10	2000	24660.025.010	M4X50	500	24660.040.050	M8X12	250	24660.080.012
M2,5X12	2000	24660.025.012				M8X16	250	24660.080.016
			M5X8	1000	24660.050.008	M8X20	250	24660.080.020
M3X4	2000	24660.030.004	M5X10	1000	24660.050.010	M8X25	250	24660.080.025
M3X5	2000	24660.030.005	M5X12	1000	24660.050.012	M8X30	250	24660.080.030
M3X6	2000	24660.030.006	M5X16	1000	24660.050.016	M8X35	250	24660.080.035
M3X8	2000	24660.030.008	M5X20	500	24660.050.020	M8X40	100	24660.080.040
M3X10	2000	24660.030.010	M5X25	500	24660.050.025	M8X45	100	24660.080.045
M3X12	2000	24660.030.012	M5X30	250	24660.050.030	M8X50	100	24660.080.050
M3X14	2000	24660.030.014	M5X35	250	24660.050.035	M8X60	100	24660.080.060
M3X16	2000	24660.030.016	M5X40	250	24660.050.040			
M3X20	2000	24660.030.020	M5X45	250	24660.050.045	M10X25	100	24660.100.025
M3X25	1000	24660.030.025	M5X50	250	24660.050.050	M10X30	100	24660.100.030
M3X30	1000	24660.030.030	M5X60	250	24660.050.060	M10X40	100	24660.100.040
M3X40	1000	24660.030.040				M10X50	100	24660.100.050
			M6X8	1000	24660.060.008	M10X60	100	24660.100.060
M4X5	1000	24660.040.005	M6X10	1000	24660.060.010			

24662 Šroub s válcovou vypouklou hlavou s křížovou drážkou Pozidriv — H05A

Závit	Metrický závit	**DIN**	**7985-Z**
Materiál	Ocel	ISO	7045-Z
Třída	4.8		
Povrchová úprava	Pozinkované		

d x L	✉	Kód výrobku	d x L	✉	Kód výrobku	d x L	✉	Kód výrobku
M3X6	2000	24662.030.006	M4X30	1000	24662.040.030	M6X12	1000	24662.060.012
M3X8	2000	24662.030.008	M4X35	500	24662.040.035	M6X16	500	24662.060.016
M3X10	2000	24662.030.010	M4X40	500	24662.040.040	M6X20	250	24662.060.020
M3X12	2000	24662.030.012				M6X25	250	24662.060.025
M3X16	2000	24662.030.016	M5X8	1000	24662.050.008	M6X30	250	24662.060.030
M3X20	2000	24662.030.020	M5X10	1000	24662.050.010	M6X35	250	24662.060.035
M3X25	1000	24662.030.025	M5X12	1000	24662.050.012	M6X40	250	24662.060.040
M3X30	1000	24662.030.030	M5X16	1000	24662.050.016	M6X50	250	24662.060.050
			M5X20	500	24662.050.020	M6X60	250	24662.060.060
M4X5	1000	24662.040.005	M5X25	500	24662.050.025			
M4X6	1000	24662.040.006	M5X30	250	24662.050.030	M8X16	250	24662.080.016
M4X8	1000	24662.040.008	M5X35	250	24662.050.035	M8X20	250	24662.080.020
M4X10	1000	24662.040.010	M5X40	250	24662.050.040	M8X25	250	24662.080.025
M4X12	1000	24662.040.012	M5X45	250	24662.050.045	M8X30	250	24662.080.030
M4X16	1000	24662.040.016	M5X50	250	24662.050.050	M8X40	100	24662.080.040
M4X20	1000	24662.040.020				M8X50	100	24662.080.050
M4X25	1000	24662.040.025	M6X10	1000	24662.060.010			

24800 Šroub s válcovou vypouklou hlavou s křížovou drážkou Phillips — H07A

Závit	Metrický závit	**DIN**	**7985-H**
Materiál	Ocel	ISO	7045-H
Třída	4.8		
Povrchová úprava	Pozinkované žlutě pasivované		

d x L	✉	Kód výrobku	d x L	✉	Kód výrobku	d x L	✉	Kód výrobku
M3X6	500	24800.030.006	M4X12	200	24800.040.012	M5X40	200	24800.050.040
M3X8	500	24800.030.008	M4X16	200	24800.040.016			
M3X10	500	24800.030.010	M4X20	200	24800.040.020	M6X10	200	24800.060.010
M3X12	500	24800.030.012	M4X25	200	24800.040.025	M6X12	200	24800.060.012
M3X16	500	24800.030.016	M4X30	200	24800.040.030	M6X16	200	24800.060.016
M3X20	500	24800.030.020				M6X20	200	24800.060.020
M3X25	200	24800.030.025	M5X10	200	24800.050.010	M6X25	200	24800.060.025
M3X30	200	24800.030.030	M5X12	200	24800.050.012	M6X30	100	24800.060.030
			M5X16	200	24800.050.016	M6X40	100	24800.060.040
M4X6	200	24800.040.006	M5X20	200	24800.050.020	M6X50	100	24800.060.050
M4X8	200	24800.040.008	M5X25	200	24800.050.025	M6X60	100	24800.060.060
M4X10	200	24800.040.010	M5X30	200	24800.050.030			

24810 Šroub s válcovou vypouklou hlavou s křížovou drážkou Phillips — H07A

Závit	Metrický závit	**DIN**	**7985-H**
Materiál	Ocel	ISO	7045-H
Třída	4.8		
Povrchová úprava	Pozinkované černě pasivované		

d x L	✉	Kód výrobku	d x L	✉	Kód výrobku	d x L	✉	Kód výrobku
M3X6	200	24810.030.006	M4X50	200	24810.040.050	M6X20	100	24810.060.020
M3X8	200	24810.030.008				M6X25	100	24810.060.025
M3X10	200	24810.030.010	M5X6	200	24810.050.006	M6X30	100	24810.060.030
M3X12	200	24810.030.012	M5X8	200	24810.050.008	M6X35	100	24810.060.035
M3X16	200	24810.030.016	M5X10	200	24810.050.010	M6X40	100	24810.060.040
M3X20	200	24810.030.020	M5X12	200	24810.050.012	M6X45	100	24810.060.045
M3X25	200	24810.030.025	M5X16	200	24810.050.016	M6X50	100	24810.060.050
M3X30	200	24810.030.030	M5X20	200	24810.050.020	M6X55	100	24810.060.055
			M5X25	200	24810.050.025	M6X60	100	24810.060.060
M4X6	200	24810.040.006	M5X30	100	24810.050.030			
M4X8	200	24810.040.008	M5X35	100	24810.050.035	M8X12	100	24810.080.012
M4X10	200	24810.040.010	M5X40	100	24810.050.040	M8X16	100	24810.080.016
M4X12	200	24810.040.012	M5X45	100	24810.050.045	M8X20	100	24810.080.020
M4X16	200	24810.040.016	M5X50	100	24810.050.050	M8X25	100	24810.080.025
M4X20	200	24810.040.020	M5X60	100	24810.050.060	M8X30	100	24810.080.030
M4X25	200	24810.040.025				M8X35	100	24810.080.035
M4X30	200	24810.040.030	M6X10	200	24810.060.010	M8X40	100	24810.080.040
M4X35	200	24810.040.035	M6X12	200	24810.060.012	M8X50	100	24810.080.050
M4X40	200	24810.040.040	M6X16	200	24810.060.016	M8X60	100	24810.080.060

51340 Šroub s válcovou vypouklou hlavou s křížovou drážkou Phillips — R01A

Závit Metrický závit
Materiál Nerezocel A2
DIN 7985-H
ISO 7045-H

d x L	✉	Kód výrobku
M1,6X2*	1000	51340.016.002
M1,6X3*	1000	51340.016.003
M1,6X4*	1000	51340.016.004
M1,6X5*	1000	51340.016.005
M1,6X6*	1000	51340.016.006
M1,6X8*	1000	51340.016.008
M1,6X10*	1000	51340.016.010
M1,6X12*	1000	51340.016.012
M1,6X14*	1000	51340.016.014
M1,6X16*	1000	51340.016.016
M1,6X18*	1000	51340.016.018
M1,6X20*	1000	51340.016.020
M2X3*	1000	51340.020.003
M2X4	100	51340.020.004
M2X5	100	51340.020.005
M2X6	100	51340.020.006
M2X8	100	51340.020.008
M2X10	100	51340.020.010
M2X12	100	51340.020.012
M2X14*	1000	51340.020.014
M2X16	100	51340.020.016
M2X18*	1000	51340.020.018
M2X20*	1000	51340.020.020
M2,5X3*	1000	51340.025.003
M2,5X4*	1000	51340.025.004
M2,5X5	100	51340.025.005
M2,5X6	100	51340.025.006
M2,5X8	100	51340.025.008
M2,5X10	100	51340.025.010
M2,5X12	100	51340.025.012
M2,5X14*	1000	51340.025.014
M2,5X16	100	51340.025.016
M2,5X18*	1000	51340.025.018
M2,5X20	100	51340.025.020
M2,5X22*	500	51340.025.022
M2,5X25*	500	51340.025.025
M2,5X28*	500	51340.025.028
M2,5X30*	500	51340.025.030
M3X3*	500	51340.030.003
M3X4*	500	51340.030.004
M3X5	200	51340.030.005
M3X6	200	51340.030.006
M3X8	200	51340.030.008
M3X10	200	51340.030.010
M3X12	200	51340.030.012
M3X14*	500	51340.030.014
M3X16	200	51340.030.016
M3X18*	500	51340.030.018
M3X20	200	51340.030.020

d x L	✉	Kód výrobku
M3X22*	500	51340.030.022
M3X25	200	51340.030.025
M3X28*	500	51340.030.028
M3X30	200	51340.030.030
M3X35	200	51340.030.035
M3X40	200	51340.030.040
M3X45*	200	51340.030.045
M3X48*	200	51340.030.048
M3X50	200	51340.030.050
M3X55*	200	51340.030.055
M3X60*	200	51340.030.060
M4X4*	500	51340.040.004
M4X5*	500	51340.040.005
M4X6	200	51340.040.006
M4X8	200	51340.040.008
M4X10	200	51340.040.010
M4X12	200	51340.040.012
M4X14*	500	51340.040.014
M4X16	200	51340.040.016
M4X18*	500	51340.040.018
M4X20	200	51340.040.020
M4X22*	500	51340.040.022
M4X25	200	51340.040.025
M4X28*	500	51340.040.028
M4X30	200	51340.040.030
M4X35	200	51340.040.035
M4X40	200	51340.040.040
M4X45	200	51340.040.045
M4X50	200	51340.040.050
M4X55*	500	51340.040.055
M4X60	100	51340.040.060
M4X65*	500	51340.040.065
M4X70*	500	51340.040.070
M4X80*	500	51340.040.080
M4X90*	500	51340.040.090
M4X100*	500	51340.040.100
M5X6	100	51340.050.006
M5X7*	500	51340.050.007
M5X8	100	51340.050.008
M5X10	100	51340.050.010
M5X12	100	51340.050.012
M5X14*	500	51340.050.014
M5X16	100	51340.050.016
M5X18*	500	51340.050.018
M5X20	100	51340.050.020
M5X22*	500	51340.050.022
M5X25	100	51340.050.025
M5X28*	500	51340.050.028
M5X30	100	51340.050.030
M5X35	100	51340.050.035

d x L	✉	Kód výrobku
M5X40	100	51340.050.040
M5X45	100	51340.050.045
M5X50	100	51340.050.050
M5X55*	200	51340.050.055
M5X60	100	51340.050.060
M5X65*	200	51340.050.065
M5X70*	200	51340.050.070
M5X75*	200	51340.050.075
M5X80	200	51340.050.080
M5X90*	200	51340.050.090
M5X100*	200	51340.050.100
M6X8	100	51340.060.008
M6X10	100	51340.060.010
M6X12	100	51340.060.012
M6X14*	500	51340.060.014
M6X16	100	51340.060.016
M6X18*	500	51340.060.018
M6X20	100	51340.060.020
M6X22*	500	51340.060.022
M6X25	100	51340.060.025
M6X28*	200	51340.060.028
M6X30	100	51340.060.030
M6X35	100	51340.060.035
M6X40	100	51340.060.040
M6X45	100	51340.060.045
M6X50	100	51340.060.050
M6X55	200	51340.060.055
M6X60	100	51340.060.060
M6X65*	200	51340.060.065
M6X70*	100	51340.060.070
M6X80*	100	51340.060.080
M6X90*	100	51340.060.090
M6X100*	100	51340.060.100
M8X10*	200	51340.080.010
M8X12	100	51340.080.012
M8X16	100	51340.080.016
M8X20	100	51340.080.020
M8X25	100	51340.080.025
M8X30	100	51340.080.030
M8X35	100	51340.080.035
M8X40	100	51340.080.040
M8X45	100	51340.080.045
M8X50	100	51340.080.050
M8X60	100	51340.080.060
M8X70*	100	51340.080.070
M8X80*	100	51340.080.080
M8X90*	100	51340.080.090
M10X25*	100	51340.100.025

51342 Šroub s válcovou vypouklou hlavou s křížovou drážkou Pozidriv — R01A

Závit Metrický závit
Materiál Nerezocel A2
DIN 7985-Z
ISO 7045-Z

d x L	✉	Kód výrobku
M1,6X2*	1000	51342.016.002
M1,6X3*	1000	51342.016.003
M1,6X4*	1000	51342.016.004
M1,6X5*	1000	51342.016.005
M1,6X6*	1000	51342.016.006
M1,6X8*	1000	51342.016.008
M1,6X10*	1000	51342.016.010
M1,6X14*	1000	51342.016.014
M1,6X16*	1000	51342.016.016
M1,6X20*	1000	51342.016.020

d x L	✉	Kód výrobku
M2X3	100	51342.020.003
M2X4	100	51342.020.004
M2X5	100	51342.020.005
M2X6	100	51342.020.006
M2X8	100	51342.020.008
M2X10	100	51342.020.010
M2X12	100	51342.020.012
M2X14*	1000	51342.020.014
M2X16	100	51342.020.016
M2X18*	1000	51342.020.018
M2X20*	1000	51342.020.020

d x L	✉	Kód výrobku
M2,5X3	100	51342.025.003
M2,5X4	100	51342.025.004
M2,5X5	100	51342.025.005
M2,5X6	100	51342.025.006
M2,5X8	100	51342.025.008
M2,5X10	100	51342.025.010
M2,5X12	100	51342.025.012
M2,5X14	100	51342.025.014
M2,5X16	100	51342.025.016
M2,5X18	100	51342.025.018

51342 Šroub s válcovou vypouklou hlavou s křížovou drážkou Pozidriv

d x L	✉	Kód výrobku	d x L	✉	Kód výrobku	d x L	✉	Kód výrobku
M2,5X20	100	51342.025.020	M4X12	200	51342.040.012	M5X40	100	51342.050.040
M2,5X25*	500	51342.025.025	M4X14	200	51342.040.014	M5X45	100	51342.050.045
M2,5X28*	500	51342.025.028	M4X16	200	51342.040.016	M5X50	100	51342.050.050
M2,5X30*	500	51342.025.030	M4X18*	500	51342.040.018	M5X55*	200	51342.050.055
			M4X20	200	51342.040.020	M5X60*	200	51342.050.060
M3X3*	500	51342.030.003	M4X22*	500	51342.040.022	M5X70*	200	51342.050.070
M3X4	200	51342.030.004	M4X25	200	51342.040.025	M5X80*	200	51342.050.080
M3X5	200	51342.030.005	M4X28*	500	51342.040.028	M5X90*	200	51342.050.090
M3X6	200	51342.030.006	M4X30	200	51342.040.030	M5X100*	200	51342.050.100
M3X8	200	51342.030.008	M4X35	200	51342.040.035			
M3X10	200	51342.030.010	M4X40	200	51342.040.040	M6X8	100	51342.060.008
M3X12	200	51342.030.012	M4X45*	500	51342.040.045	M6X10	100	51342.060.010
M3X14	200	51342.030.014	M4X50	200	51342.040.050	M6X12	100	51342.060.012
M3X16	200	51342.030.016	M4X55*	200	51342.040.055	M6X14*	500	51342.060.014
M3X18*	500	51342.030.018	M4X60*	200	51342.040.060	M6X16	100	51342.060.016
M3X20	200	51342.030.020	M4X70*	200	51342.040.070	M6X18*	500	51342.060.018
M3X22*	500	51342.030.022	M4X80*	200	51342.040.080	M6X20	100	51342.060.020
M3X25	200	51342.030.025				M6X25	100	51342.060.025
M3X30	200	51342.030.030	M5X6	100	51342.050.006	M6X30	100	51342.060.030
M3X35	200	51342.030.035	M5X8	100	51342.050.008	M6X35	100	51342.060.035
M3X40	200	51342.030.040	M5X10	100	51342.050.010	M6X40	100	51342.060.040
M3X45*	200	51342.030.045	M5X12	100	51342.050.012	M6X45	100	51342.060.045
M3X50	200	51342.030.050	M5X14*	500	51342.050.014	M6X50	100	51342.060.050
M3X55*	200	51342.030.055	M5X16	100	51342.050.016	M6X55*	200	51342.060.055
M3X60*	200	51342.030.060	M5X18*	500	51342.050.018	M6X60*	200	51342.060.060
			M5X20	100	51342.050.020	M6X70*	100	51342.060.070
M4X4	200	51342.040.004	M5X22*	500	51342.050.022	M6X75*	100	51342.060.075
M4X5	200	51342.040.005	M5X25	100	51342.050.025	M6X80*	100	51342.060.080
M4X6	200	51342.040.006	M5X28*	500	51342.050.028	M6X90*	100	51342.060.090
M4X8	200	51342.040.008	M5X30	100	51342.050.030	M6X100*	100	51342.060.100
M4X10	200	51342.040.010	M5X35	100	51342.050.035			

6

55340 Šroub s válcovou vypouklou hlavou s křížovou drážkou Phillips

R41A

Závit	Metrický závit	**DIN**	**7985-H**
Materiál	Nerezocel A4	ISO	7045-H

d x L	✉	Kód výrobku	d x L	✉	Kód výrobku	d x L	✉	Kód výrobku
M1,6X2*	1000	55340.016.002	M3X8	200	55340.030.008	M5X8	100	55340.050.008
M1,6X3*	1000	55340.016.003	M3X10	200	55340.030.010	M5X10	100	55340.050.010
M1,6X4*	1000	55340.016.004	M3X12	200	55340.030.012	M5X12	100	55340.050.012
M1,6X5*	1000	55340.016.005	M3X14*	500	55340.030.014	M5X14*	500	55340.050.014
M1,6X6*	1000	55340.016.006	M3X16	200	55340.030.016	M5X16	100	55340.050.016
M1,6X8*	1000	55340.016.008	M3X18*	500	55340.030.018	M5X18*	500	55340.050.018
M1,6X10*	1000	55340.016.010	M3X20	200	55340.030.020	M5X20	100	55340.050.020
M1,6X12*	1000	55340.016.012	M3X25	200	55340.030.025	M5X22*	500	55340.050.022
M1,6X16*	1000	55340.016.016	M3X30	200	55340.030.030	M5X25	100	55340.050.025
			M3X35*	500	55340.030.035	M5X30	100	55340.050.030
M2X3*	1000	55340.020.003	M3X40*	500	55340.030.040	M5X35	100	55340.050.035
M2X4	100	55340.020.004	M3X45*	200	55340.030.045	M5X40	100	55340.050.040
M2X5	100	55340.020.005	M3X50*	200	55340.030.050	M5X45	100	55340.050.045
M2X6	100	55340.020.006	M3X60*	500	55340.030.060	M5X50	100	55340.050.050
M2X8	100	55340.020.008				M5X55*	200	55340.050.055
M2X10	100	55340.020.010	M4X4*	500	55340.040.004	M5X60*	200	55340.050.060
M2X12	100	55340.020.012	M4X5	200	55340.040.005	M5X70*	200	55340.050.070
M2X14*	1000	55340.020.014	M4X6	200	55340.040.006	M5X80*	200	55340.050.080
M2X16	100	55340.020.016	M4X8	200	55340.040.008	M5X90*	200	55340.050.090
M2X18*	1000	55340.020.018	M4X10	200	55340.040.010	M5X100*	200	55340.050.100
M2X20*	1000	55340.020.020	M4X12	200	55340.040.012			
			M4X14*	500	55340.040.014	M6X8	100	55340.060.008
M2,5X4	100	55340.025.004	M4X16	200	55340.040.016	M6X10	100	55340.060.010
M2,5X5	100	55340.025.005	M4X18*	500	55340.040.018	M6X12	100	55340.060.012
M2,5X6	100	55340.025.006	M4X20	200	55340.040.020	M6X14*	500	55340.060.014
M2,5X8	100	55340.025.008	M4X22*	500	55340.040.022	M6X16	100	55340.060.016
M2,5X10	100	55340.025.010	M4X25	200	55340.040.025	M6X18*	500	55340.060.018
M2,5X12	100	55340.025.012	M4X30	200	55340.040.030	M6X20	100	55340.060.020
M2,5X14*	1000	55340.025.014	M4X35	200	55340.040.035	M6X22*	500	55340.060.022
M2,5X16	100	55340.025.016	M4X40	200	55340.040.040	M6X25	100	55340.060.025
M2,5X18*	1000	55340.025.018	M4X45*	500	55340.040.045	M6X28*	200	55340.060.028
M2,5X20	100	55340.025.020	M4X50	200	55340.040.050	M6X30	100	55340.060.030
M2,5X25*	500	55340.025.025	M4X55*	500	55340.040.055	M6X35	100	55340.060.035
M2,5X30*	500	55340.025.030	M4X60*	500	55340.040.060	M6X40	100	55340.060.040
			M4X70*	500	55340.040.070	M6X45	100	55340.060.045
M3X3*	500	55340.030.003	M4X80*	500	55340.040.080	M6X50	100	55340.060.050
M3X4	200	55340.030.004	M4X90*	500	55340.040.090	M6X60	200	55340.060.060
M3X5*	500	55340.030.005				M6X65*	200	55340.060.065
M3X6	200	55340.030.006	M5X6*	500	55340.050.006	M6X70	200	55340.060.070

55340 Šroub s válcovou vypouklou hlavou s křížovou drážkou Phillips

d x L	✉	Kód výrobku	d x L	✉	Kód výrobku	d x L	✉	Kód výrobku
M6X80	200	55340.060.080	M8X16	100	55340.080.016	M8X40	100	55340.080.040
M6X90*	200	55340.060.090	M8X20	100	55340.080.020	M8X45*	200	55340.080.045
M6X100*	200	55340.060.100	M8X25	100	55340.080.025	M8X50	100	55340.080.050
			M8X30	100	55340.080.030	M8X60*	100	55340.080.060
M8X12*	200	55340.080.012	M8X35*	200	55340.080.035			

55342 Šroub s válcovou vypouklou hlavou s křížovou drážkou Pozidriv R41A

Závit Metrický závit
Materiál Nerezocel A4

DIN **7985-Z**
ISO 7045-Z

d x L	✉	Kód výrobku	d x L	✉	Kód výrobku	d x L	✉	Kód výrobku
M1,6X3*	1000	55342.016.003	M3X8*	500	55342.030.008	M5X10	500	55342.050.010
M1,6X4*	1000	55342.016.004	M3X10*	500	55342.030.010	M5X12*	500	55342.050.012
M1,6X5*	1000	55342.016.005	M3X12*	500	55342.030.012	M5X14*	500	55342.050.014
M1,6X6*	1000	55342.016.006	M3X14*	500	55342.030.014	M5X16*	500	55342.050.016
M1,6X10*	1000	55342.016.010	M3X16*	500	55342.030.016	M5X18*	500	55342.050.018
M1,6X12*	1000	55342.016.012	M3X18*	500	55342.030.018	M5X20*	500	55342.050.020
M1,6X14*	1000	55342.016.014	M3X20*	500	55342.030.020	M5X25*	500	55342.050.025
			M3X22*	500	55342.030.022	M5X30*	500	55342.050.030
M2X3*	1000	55342.020.003	M3X25*	500	55342.030.025	M5X35*	500	55342.050.035
M2X4*	1000	55342.020.004	M3X30*	500	55342.030.030	M5X40*	500	55342.050.040
M2X5*	1000	55342.020.005	M3X35*	500	55342.030.035	M5X45*	200	55342.050.045
M2X6*	1000	55342.020.006	M3X40*	500	55342.030.040	M5X50*	200	55342.050.050
M2X8*	1000	55342.020.008	M3X45*	200	55342.030.045	M5X60*	200	55342.050.060
M2X10*	1000	55342.020.010	M3X50*	200	55342.030.050	M5X70*	200	55342.050.070
M2X12*	1000	55342.020.012	M3X55*	200	55342.030.055	M5X80*	200	55342.050.080
M2X14*	1000	55342.020.014	M3X60*	200	55342.030.060	M5X90*	200	55342.050.090
M2X16*	1000	55342.020.016				M5X100*	200	55342.050.100
M2X18*	1000	55342.020.018	M4X4*	500	55342.040.004			
M2X20*	1000	55342.020.020	M4X5*	500	55342.040.005	M6X8*	500	55342.060.008
			M4X6	500	55342.040.006	M6X10*	500	55342.060.010
M2,5X3*	1000	55342.025.003	M4X8*	500	55342.040.008	M6X12*	500	55342.060.012
M2,5X4*	1000	55342.025.004	M4X10	500	55342.040.010	M6X16*	500	55342.060.016
M2,5X5*	1000	55342.025.005	M4X12	500	55342.040.012	M6X20*	500	55342.060.020
M2,5X6*	1000	55342.025.006	M4X14*	500	55342.040.014	M6X25*	200	55342.060.025
M2,5X8*	1000	55342.025.008	M4X16	500	55342.040.016	M6X30*	200	55342.060.030
M2,5X10*	1000	55342.025.010	M4X18*	500	55342.040.018	M6X35*	200	55342.060.035
M2,5X12*	1000	55342.025.012	M4X20*	500	55342.040.020	M6X40*	200	55342.060.040
M2,5X14*	1000	55342.025.014	M4X25*	500	55342.040.025	M6X45*	200	55342.060.045
M2,5X16*	1000	55342.025.016	M4X30*	500	55342.040.030	M6X50*	200	55342.060.050
M2,5X18*	1000	55342.025.018	M4X35*	500	55342.040.035	M6X55*	200	55342.060.055
M2,5X20*	1000	55342.025.020	M4X40*	500	55342.040.040	M6X60*	200	55342.060.060
M2,5X25*	500	55342.025.025	M4X45*	500	55342.040.045	M6X65*	100	55342.060.065
M2,5X30*	500	55342.025.030	M4X50*	500	55342.040.050	M6X70*	100	55342.060.070
			M4X55*	200	55342.040.055	M6X75*	100	55342.060.075
M3X3*	500	55342.030.003	M4X60*	200	55342.040.060	M6X80*	100	55342.060.080
M3X4*	500	55342.030.004				M6X90*	100	55342.060.090
M3X5*	500	55342.030.005	M5X6*	500	55342.050.006	M6X100*	100	55342.060.100
M3X6*	500	55342.030.006	M5X8*	500	55342.050.008			

45445 Šroub s válcovou vypouklou hlavou s křížovou drážkou Pozidriv W010

Závit Metrický závit
Materiál Hliník P65
Povrchová úprava Anodizované

DIN **≈7985-Z**
ISO ≈7045-Z

d x L	✉	Kód výrobku	d x L	✉	Kód výrobku	d x L	✉	Kód výrobku
M3X10	200	45445.030.010	M4X30	200	45445.040.030			
M3X12	200	45445.030.012				M6X12	200	45445.060.012
M3X16	200	45445.030.016	M5X10	200	45445.050.010	M6X16	200	45445.060.016
M3X20	200	45445.030.020	M5X12	200	45445.050.012	M6X20	200	45445.060.020
			M5X16	200	45445.050.016	M6X30	200	45445.060.030
M4X12	200	45445.040.012	M5X20	200	45445.050.020	M6X35	200	45445.060.035
M4X16	200	45445.040.016	M5X25	200	45445.050.025	M6X40	200	45445.060.040
M4X20	200	45445.040.020	M5X30	200	45445.050.030			
M4X25	200	45445.040.025	M5X40	200	45445.050.040			

Šroub s válcovou vypouklou hlavou s T-hvězdicí

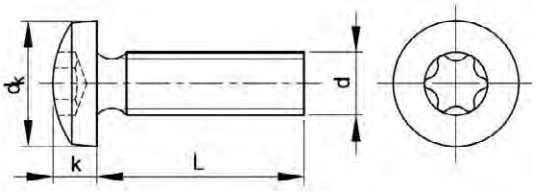

ISO 14583



Technické údaje

d	d_k	Drážka	k	P
M1.6	3.2	T5	1.3	0.35
M2	4	T6	1.6	0.4
M2.5	5	T8	2.1	0.45
M3	5.6	T10	2.4	0.5
M3.5	7	T15	2.6	0.6
M4	8	T20	3.1	0.7
M5	9.5	T25	3.7	0.8
M6	12	T30	4.6	1
M8	16	T45	6	1.25
M10	20	T50	7.5	1.5

Skupiny produktů

Závit	Typ drážky	Materiál	Třída	Povrchová úprava	Kód	Strana
M	T-hvězdice	Oc	8.8	Zn	24422	6-41
M	T-hvězdice	NO A2			51345	6-41
M	T-hvězdice	NO A4			55345	6-42

24422 Šroub s válcovou vypouklou hlavou s T-hvězdicí — H07A

Závit Metrický závit
Materiál Ocel
Třída 8.8
Povrchová úprava Pozinkované

d x L	✉	Kód výrobku	d x L	✉	Kód výrobku	d x L	✉	Kód výrobku
M4X8	200	24422.040.008	M5X8	200	24422.050.008	M6X10	200	24422.060.010
M4X10	200	24422.040.010	M5X10	200	24422.050.010	M6X12	200	24422.060.012
M4X12	200	24422.040.012	M5X12	200	24422.050.012	M6X16	200	24422.060.016
M4X16	200	24422.040.016	M5X16	200	24422.050.016	M6X20	200	24422.060.020
M4X20	200	24422.040.020	M5X20	200	24422.050.020			

51345 Šroub s válcovou vypouklou hlavou s T-hvězdicí — R01A

Závit Metrický závit
Materiál Nerezocel A2

d x L	✉	Kód výrobku	d x L	✉	Kód výrobku	d x L	✉	Kód výrobku
M1,6X2*	1000	51345.016.002	M2X16*	1000	51345.020.016	M2,5X30*	500	51345.025.030
M1,6X3*	1000	51345.016.003	M2X18*	1000	51345.020.018			
M1,6X4*	1000	51345.016.004	M2X20*	1000	51345.020.020	M3X3*	500	51345.030.003
M1,6X5*	1000	51345.016.005				M3X4*	500	51345.030.004
M1,6X6*	1000	51345.016.006	M2,5X3*	1000	51345.025.003	M3X5	500	51345.030.005
M1,6X8*	1000	51345.016.008	M2,5X4	1000	51345.025.004	M3X6	200	51345.030.006
M1,6X10*	1000	51345.016.010	M2,5X5*	1000	51345.025.005	M3X8	200	51345.030.008
M1,6X12*	1000	51345.016.012	M2,5X6	1000	51345.025.006	M3X10	200	51345.030.010
M1,6X16*	1000	51345.016.016	M2,5X8*	1000	51345.025.008	M3X12	200	51345.030.012
			M2,5X10	1000	51345.025.010	M3X14*	500	51345.030.014
M2X3*	1000	51345.020.003	M2,5X12*	1000	51345.025.012	M3X16	200	51345.030.016
M2X4*	1000	51345.020.004	M2,5X14*	1000	51345.025.014	M3X18*	500	51345.030.018
M2X5*	1000	51345.020.005	M2,5X16*	1000	51345.025.016	M3X20	200	51345.030.020
M2X6	1000	51345.020.006	M2,5X18*	1000	51345.025.018	M3X22*	500	51345.030.022
M2X8*	1000	51345.020.008	M2,5X20*	1000	51345.025.020	M3X25*	500	51345.030.025
M2X10*	1000	51345.020.010	M2,5X22*	1000	51345.025.022	M3X28*	500	51345.030.028
M2X12*	1000	51345.020.012	M2,5X25*	500	51345.025.025	M3X30	500	51345.030.030
M2X14*	1000	51345.020.014	M2,5X28*	500	51345.025.028	M3X35*	500	51345.030.035

51345 Šroub s válcovou vypouklou hlavou s T-hvězdicí

d x L	✉	Kód výrobku	d x L	✉	Kód výrobku	d x L	✉	Kód výrobku
M3X40*	500	51345.030.040				M6X22*	500	51345.060.022
M3X45*	200	51345.030.045	M5X6*	500	51345.050.006	M6X25	100	51345.060.025
M3X50*	200	51345.030.050	M5X8	200	51345.050.008	M6X28*	200	51345.060.028
M3X55*	200	51345.030.055	M5X10	200	51345.050.010	M6X30	100	51345.060.030
M3X60*	200	51345.030.060	M5X12	200	51345.050.012	M6X35	50	51345.060.035
			M5X14*	500	51345.050.014	M6X40	50	51345.060.040
M4X4*	500	51345.040.004	M5X16	200	51345.050.016	M6X45*	200	51345.060.045
M4X5*	500	51345.040.005	M5X18*	500	51345.050.018	M6X50*	200	51345.060.050
M4X6	500	51345.040.006	M5X20	200	51345.050.020	M6X55*	200	51345.060.055
M4X8	200	51345.040.008	M5X22*	500	51345.050.022	M6X60*	200	51345.060.060
M4X10	200	51345.040.010	M5X25*	500	51345.050.025	M6X65*	200	51345.060.065
M4X12	200	51345.040.012	M5X28*	500	51345.050.028	M6X70*	100	51345.060.070
M4X14	500	51345.040.014	M5X30	100	51345.050.030	M6X75*	100	51345.060.075
M4X16	200	51345.040.016	M5X35	100	51345.050.035	M6X80*	100	51345.060.080
M4X18*	500	51345.040.018	M5X40	100	51345.050.040	M6X90*	100	51345.060.090
M4X20	200	51345.040.020	M5X45*	200	51345.050.045	M6X100*	100	51345.060.100
M4X22*	500	51345.040.022	M5X50*	200	51345.050.050			
M4X25	200	51345.040.025	M5X55*	200	51345.050.055	M8X10*	200	51345.080.010
M4X28*	500	51345.040.028	M5X60*	200	51345.050.060	M8X12*	200	51345.080.012
M4X30	200	51345.040.030	M5X70*	200	51345.050.070	M8X16*	200	51345.080.016
M4X35	200	51345.040.035	M5X80*	200	51345.050.080	M8X20	200	51345.080.020
M4X40	200	51345.040.040	M5X90*	200	51345.050.090	M8X25*	200	51345.080.025
M4X45*	500	51345.040.045	M5X100*	200	51345.050.100	M8X30	200	51345.080.030
M4X50*	500	51345.040.050				M8X35*	200	51345.080.035
M4X55*	500	51345.040.055	M6X8*	500	51345.060.008	M8X40*	200	51345.080.040
M4X60*	500	51345.040.060	M6X10	100	51345.060.010	M8X45*	200	51345.080.045
M4X65*	500	51345.040.065	M6X12	100	51345.060.012	M8X50*	200	51345.080.050
M4X70*	500	51345.040.070	M6X14*	500	51345.060.014	M8X60*	200	51345.080.060
M4X80*	500	51345.040.080	M6X16	100	51345.060.016	M8X70*	200	51345.080.070
M4X90*	500	51345.040.090	M6X18*	500	51345.060.018	M8X80*	200	51345.080.080
M4X100*	500	51345.040.100	M6X20	100	51345.060.020			

6

55345 Šroub s válcovou vypouklou hlavou s T-hvězdicí

R41A

Závit Metrický závit
Materiál Nerezocel A4

d x L	✉	Kód výrobku	d x L	✉	Kód výrobku	d x L	✉	Kód výrobku
M1,6X3*	1000	55345.016.003	M3X12*	500	55345.030.012	M5X22*	500	55345.050.022
M1,6X4*	1000	55345.016.004	M3X14*	500	55345.030.014	M5X25*	500	55345.050.025
M1,6X5*	1000	55345.016.005	M3X16*	500	55345.030.016	M5X30*	500	55345.050.030
M1,6X6*	1000	55345.016.006	M3X18*	500	55345.030.018	M5X35*	500	55345.050.035
M1,6X8*	1000	55345.016.008	M3X20*	500	55345.030.020	M5X40*	500	55345.050.040
M1,6X10*	1000	55345.016.010	M3X25*	500	55345.030.025	M5X45*	200	55345.050.045
M1,6X12*	1000	55345.016.012	M3X30*	500	55345.030.030	M5X50*	200	55345.050.050
M1,6X16*	1000	55345.016.016	M3X35*	500	55345.030.035	M5X55*	200	55345.050.055
			M3X40*	500	55345.030.040	M5X60*	200	55345.050.060
M2X3*	1000	55345.020.003	M3X45*	500	55345.030.045	M5X70*	200	55345.050.070
M2X4*	1000	55345.020.004	M3X50*	500	55345.030.050	M5X80*	200	55345.050.080
M2X6*	1000	55345.020.006				M5X90*	200	55345.050.090
M2X8*	1000	55345.020.008	M4X5*	500	55345.040.005	M5X100*	200	55345.050.100
M2X10*	1000	55345.020.010	M4X6*	500	55345.040.006			
M2X12*	1000	55345.020.012	M4X8*	500	55345.040.008	M6X8*	500	55345.060.008
M2X14*	1000	55345.020.014	M4X10*	500	55345.040.010	M6X10*	500	55345.060.010
M2X16*	1000	55345.020.016	M4X12*	500	55345.040.012	M6X12*	500	55345.060.012
M2X18*	1000	55345.020.018	M4X14*	500	55345.040.014	M6X14*	500	55345.060.014
M2X20*	1000	55345.020.020	M4X16*	500	55345.040.016	M6X16*	500	55345.060.016
			M4X18*	500	55345.040.018	M6X20*	200	55345.060.020
M2,5X3*	1000	55345.025.003	M4X20*	500	55345.040.020	M6X22*	200	55345.060.022
M2,5X4*	1000	55345.025.004	M4X22*	500	55345.040.022	M6X25*	200	55345.060.025
M2,5X5*	1000	55345.025.005	M4X25*	500	55345.040.025	M6X30*	200	55345.060.030
M2,5X6*	1000	55345.025.006	M4X30*	500	55345.040.030	M6X35*	200	55345.060.035
M2,5X8*	1000	55345.025.008	M4X35*	500	55345.040.035	M6X40*	200	55345.060.040
M2,5X10*	1000	55345.025.010	M4X40*	500	55345.040.040	M6X45*	200	55345.060.045
M2,5X12*	1000	55345.025.012	M4X45*	500	55345.040.045	M6X50*	200	55345.060.050
M2,5X14*	1000	55345.025.014	M4X50*	500	55345.040.050	M6X55*	200	55345.060.055
M2,5X16*	1000	55345.025.016	M4X55*	500	55345.040.055	M6X60*	200	55345.060.060
M2,5X20*	1000	55345.025.020	M4X60*	500	55345.040.060	M6X70*	100	55345.060.070
M2,5X25*	500	55345.025.025				M6X80*	100	55345.060.080
M2,5X30*	500	55345.025.030	M5X6*	500	55345.050.006	M6X90*	100	55345.060.090
			M5X8*	500	55345.050.008	M6X100*	100	55345.060.100
M3X3*	500	55345.030.003	M5X10*	500	55345.050.010			
M3X4*	500	55345.030.004	M5X12*	500	55345.050.012	M8X10*	200	55345.080.010
M3X5*	500	55345.030.005	M5X14*	500	55345.050.014	M8X12*	200	55345.080.012
M3X6*	500	55345.030.006	M5X16*	500	55345.050.016	M8X16*	200	55345.080.016
M3X8*	500	55345.030.008	M5X18*	500	55345.050.018	M8X20*	200	55345.080.020
M3X10*	500	55345.030.010	M5X20*	500	55345.050.020	M8X25*	200	55345.080.025

55345	Šroub s válcovou vypouklou hlavou s T-hvězdicí							←
d x L	✉	Kód výrobku	d x L	✉	Kód výrobku	d x L	✉	Kód výrobku
M8X30*	200	55345.080.030	M8X45*	200	55345.080.045	M8X70*	200	55345.080.070
M8X35*	200	55345.080.035	M8X50*	200	55345.080.050	M8X80*	200	55345.080.080
M8X40*	200	55345.080.040	M8X60*	200	55345.080.060			

Šroub s nízkou válcovou hlavou s T-hvězdicí

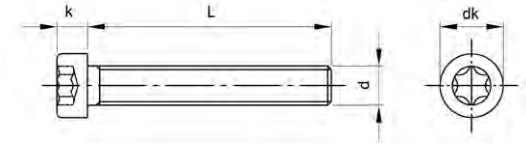

ISO 14580



Technické údaje

d	d_k (max.)	Drážka	k (max.)	P
M2	3.8	T6	1.55	0.4
M2.5	4.5	T8	1.85	0.45
M3	5.5	T10	2.4	0.5
M4	7	T20	3.1	0.7
M5	8.5	T25	3.65	0.8
M6	10	T30	4.4	1
M8	13	T45	5.8	1.25

6

51122	Šroub s nízkou válcovou hlavou s T-hvězdicí	Q05A
Závit	Metrický závit	
Materiál	Nerezocel A2	
Třída	50	

RoHS

d x L	✉	Kód výrobku	d x L	✉	Kód výrobku	d x L	✉	Kód výrobku
M2X3*	1000	51122.020.003	M3X12*	1000	51122.030.012	M6X12*	500	51122.060.012
M2X4*	1000	51122.020.004	M3X16*	1000	51122.030.016	M6X16*	200	51122.060.016
M2X5*	1000	51122.020.005	M3X20*	1000	51122.030.020	M6X20*	200	51122.060.020
M2X6*	1000	51122.020.006				M6X25*	200	51122.060.025
M2X8*	1000	51122.020.008	M4X6*	1000	51122.040.006	M6X30*	200	51122.060.030
M2X10*	1000	51122.020.010	M4X8*	1000	51122.040.008	M6X35*	200	51122.060.035
M2X12*	1000	51122.020.012	M4X10*	1000	51122.040.010	M6X40*	200	51122.060.040
			M4X12*	1000	51122.040.012			
M2,5X3*	1000	51122.025.003	M4X16*	1000	51122.040.016	M8X10*	500	51122.080.010
M2,5X4*	1000	51122.025.004	M4X20*	500	51122.040.020	M8X12*	500	51122.080.012
M2,5X5*	1000	51122.025.005	M4X25*	500	51122.040.025	M8X16*	200	51122.080.016
M2,5X6*	1000	51122.025.006				M8X20*	200	51122.080.020
M2,5X8*	1000	51122.025.008	M5X8*	500	51122.050.008	M8X25*	200	51122.080.025
M2,5X10*	1000	51122.025.010	M5X10*	500	51122.050.010	M8X30*	100	51122.080.030
M2,5X12*	1000	51122.025.012	M5X12*	500	51122.050.012	M8X35*	100	51122.080.035
M2,5X16*	1000	51122.025.016	M5X16*	500	51122.050.016	M8X40*	100	51122.080.040
			M5X20*	500	51122.050.020	M8X45*	100	51122.080.045
M3X4*	1000	51122.030.004	M5X25*	200	51122.050.025	M8X50*	100	51122.080.050
M3X5*	1000	51122.030.005	M5X30*	200	51122.050.030	M8X55*	100	51122.080.055
M3X6*	1000	51122.030.006				M8X60*	100	51122.080.060
M3X8*	1000	51122.030.008	M6X8*	500	51122.060.008			
M3X10*	1000	51122.030.010	M6X10*	500	51122.060.010			

Šroub se zápustnou hlavou s křížovou drážkou

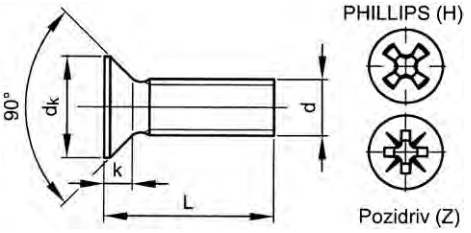

DIN	**965**
ISO	7046-1
NF	E25-119-1

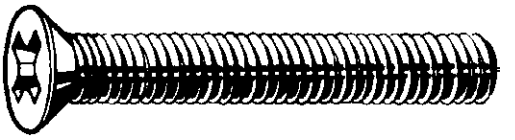

Technické údaje

d	d_k	k (max.)	P	Plný závit L ≤	Čís. křížové drážky
M1.6	3	0.96	0.35	12	0
M2	3.8	1.2	0.4	16	1
M2.5	4.7	1.5	0.45	16	1
M3	5.6	1.65	0.5	20	1
M4	7.5	2.2	0.7	25	2
M5	9.2	2.5	0.8	30	2
M6	11	3	1	35	3
M8	14.5	4	1.25	40	4
M10	18	5	1.5	50	4

Skupiny produktů

6

Závit	Typ drážky	Materiál	Třída	Povrchová úprava		Kód	Strana
M	Phillips	Oc	4.8	Zn		24671	6-44
M	Phillips	Oc	4.8	Zn	Velké Balení	24670	6-45
M	Pozidriv	Oc	4.8	Zn		24672	6-45
M	Phillips	Oc	4.8	Zn čern.		24840	6-45
M	Phillips	NO A2				51300	6-46
M	Pozidriv	NO A2				51302	6-46
M	Phillips	NO A4				55300	6-47
M	Pozidriv	NO A4				55302	6-48
M	Pozidriv	Al P65				45425	6-48

24671 **Šroub se zápustnou hlavou s křížovou drážkou Phillips** **H05A**

Závit	Metrický závit	**DIN**	**965-H**
Materiál	Ocel	ISO	7046-1-H
Třída	4.8		
Povrchová úprava	Pozinkované		

RoHS

d x L	✉	Kód výrobku	d x L	✉	Kód výrobku	d x L	✉	Kód výrobku
M3X5	200	24671.030.005	M4X45	200	24671.040.045	M6X12	200	24671.060.012
M3X6	200	24671.030.006	M4X60	200	24671.040.060	M6X16	200	24671.060.016
M3X8	200	24671.030.008	M4X70	200	24671.040.070	M6X20	100	24671.060.020
M3X10	200	24671.030.010				M6X25	100	24671.060.025
M3X12	200	24671.030.012	M5X8	200	24671.050.008	M6X30	100	24671.060.030
M3X16	200	24671.030.016	M5X10	200	24671.050.010	M6X35	100	24671.060.035
M3X20	200	24671.030.020	M5X12	200	24671.050.012	M6X40	100	24671.060.040
M3X25	200	24671.030.025	M5X16	200	24671.050.016	M6X50	100	24671.060.050
M3X30	200	24671.030.030	M5X20	200	24671.050.020	M6X60	100	24671.060.060
M3X40	200	24671.030.040	M5X25	200	24671.050.025	M6X70	100	24671.060.070
M3X50	200	24671.030.050	M5X30	100	24671.050.030	M6X80	100	24671.060.080
			M5X35	100	24671.050.035	M6X100	100	24671.060.100
M4X6	200	24671.040.006	M5X40	100	24671.050.040			
M4X8	200	24671.040.008	M5X50	200	24671.050.050	M8X16	100	24671.080.016
M4X10	200	24671.040.010	M5X60	100	24671.050.060	M8X20	100	24671.080.020
M4X12	200	24671.040.012	M5X70	100	24671.050.070	M8X25	100	24671.080.025
M4X16	200	24671.040.016	M5X80	100	24671.050.080	M8X30	100	24671.080.030
M4X20	200	24671.040.020	M5X100	100	24671.050.100	M8X35	100	24671.080.035
M4X25	200	24671.040.025				M8X60	100	24671.080.060
M4X30	200	24671.040.030	M6X10	200	24671.060.010	M8X80	100	24671.080.080

24670 Šroub se zápustnou hlavou s křížovou drážkou Phillips — H05A

Závit	Metrický závit	**DIN**	**965-H**
Materiál	Ocel	ISO	7046-1-H
Třída	4.8		
Povrchová úprava	Pozinkované		

d x L	✉	Kód výrobku	d x L	✉	Kód výrobku	d x L	✉	Kód výrobku
M2,5X8	2000	24670.025.008	M4X30	1000	24670.040.030	M6X12	1000	24670.060.012
			M4X35	1000	24670.040.035	M6X16	500	24670.060.016
M3X5	2000	24670.030.005	M4X40	1000	24670.040.040	M6X20	250	24670.060.020
M3X6	2000	24670.030.006	M4X50	1000	24670.040.050	M6X25	250	24670.060.025
M3X8	2000	24670.030.008				M6X30	250	24670.060.030
M3X10	2000	24670.030.010	M5X8	1000	24670.050.008	M6X35	250	24670.060.035
M3X12	2000	24670.030.012	M5X10	1000	24670.050.010	M6X40	250	24670.060.040
M3X16	2000	24670.030.016	M5X12	1000	24670.050.012	M6X50	250	24670.060.050
M3X20	2000	24670.030.020	M5X16	1000	24670.050.016			
M3X35	2000	24670.030.035	M5X20	500	24670.050.020	M8X16	250	24670.080.016
			M5X25	500	24670.050.025	M8X20	250	24670.080.020
M4X6	1000	24670.040.006	M5X30	250	24670.050.030	M8X25	250	24670.080.025
M4X8	1000	24670.040.008	M5X35	250	24670.050.035	M8X30	250	24670.080.030
M4X10	1000	24670.040.010	M5X40	250	24670.050.040	M8X35	250	24670.080.035
M4X12	1000	24670.040.012	M5X45	250	24670.050.045	M8X40	100	24670.080.040
M4X16	1000	24670.040.016	M5X50	250	24670.050.050	M8X50	100	24670.080.050
M4X20	1000	24670.040.020						
M4X25	1000	24670.040.025	M6X10	1000	24670.060.010			

24672 Šroub se zápustnou hlavou s křížovou drážkou Pozidriv — H05A

Závit	Metrický závit	**DIN**	**965-Z**
Materiál	Ocel	ISO	7046-1-Z
Třída	4.8		
Povrchová úprava	Pozinkované		

d x L	✉	Kód výrobku	d x L	✉	Kód výrobku	d x L	✉	Kód výrobku
M3X6	2000	24672.030.006	M5X8	1000	24672.050.008	M6X20	250	24672.060.020
M3X8	2000	24672.030.008	M5X10	1000	24672.050.010	M6X25	250	24672.060.025
M3X10	2000	24672.030.010	M5X12	1000	24672.050.012	M6X30	250	24672.060.030
M3X12	2000	24672.030.012	M5X16	1000	24672.050.016	M6X35	250	24672.060.035
M3X16	2000	24672.030.016	M5X20	500	24672.050.020	M6X40	250	24672.060.040
M3X20	2000	24672.030.020	M5X25	500	24672.050.025	M6X50	250	24672.060.050
			M5X30	250	24672.050.030	M6X60	250	24672.060.060
M4X6	1000	24672.040.006	M5X35	250	24672.050.035			
M4X8	1000	24672.040.008	M5X40	250	24672.050.040	M8X16	250	24672.080.016
M4X10	1000	24672.040.010	M5X50	250	24672.050.050	M8X20	250	24672.080.020
M4X12	1000	24672.040.012	M5X60	250	24672.050.060	M8X25	250	24672.080.025
M4X16	1000	24672.040.016				M8X30	250	24672.080.030
M4X20	1000	24672.040.020	M6X10	1000	24672.060.010	M8X35	250	24672.080.035
M4X25	1000	24672.040.025	M6X12	1000	24672.060.012	M8X40	100	24672.080.040
M4X30	1000	24672.040.030	M6X16	500	24672.060.016	M8X50	100	24672.080.050

24840 Šroub se zápustnou hlavou s křížovou drážkou Phillips — H07A

Závit	Metrický závit	**DIN**	**965-H**
Materiál	Ocel	ISO	7046-1-H
Třída	4.8		
Povrchová úprava	Pozinkované černě pasivované		

d x L	✉	Kód výrobku	d x L	✉	Kód výrobku	d x L	✉	Kód výrobku
M2X4	200	24840.020.004	M4X25	200	24840.040.025	M6X10	200	24840.060.010
			M4X30	200	24840.040.030	M6X12	200	24840.060.012
M3X6	200	24840.030.006	M4X35	200	24840.040.035	M6X16	200	24840.060.016
M3X8	200	24840.030.008	M4X40	200	24840.040.040	M6X20	100	24840.060.020
M3X10	200	24840.030.010	M4X50	200	24840.040.050	M6X25	100	24840.060.025
M3X12	200	24840.030.012				M6X30	100	24840.060.030
M3X16	200	24840.030.016	M5X8	200	24840.050.008	M6X35	100	24840.060.035
M3X20	200	24840.030.020	M5X10	200	24840.050.010	M6X40	100	24840.060.040
M3X25	200	24840.030.025	M5X12	200	24840.050.012	M6X50	100	24840.060.050
M3X30	200	24840.030.030	M5X16	200	24840.050.016			
			M5X20	200	24840.050.020	M8X16	100	24840.080.016
M4X6	200	24840.040.006	M5X25	200	24840.050.025	M8X20	100	24840.080.020
M4X8	200	24840.040.008	M5X30	100	24840.050.030	M8X25	100	24840.080.025
M4X10	200	24840.040.010	M5X35	100	24840.050.035	M8X30	100	24840.080.030
M4X12	200	24840.040.012	M5X40	100	24840.050.040	M8X35	100	24840.080.035
M4X16	200	24840.040.016	M5X50	100	24840.050.050	M8X40	100	24840.080.040
M4X20	200	24840.040.020				M8X50	100	24840.080.050

51300 Šroub se zápustnou hlavou s křížovou drážkou Phillips R01A

Závit Metrický závit
Materiál Nerezocel A2

DIN **965-H**
ISO 7046-2-H
NF E25-119-2

RoHS

d x L	✉	Kód výrobku
M1,6X2*	1000	51300.016.002
M1,6X3*	1000	51300.016.003
M1,6X4*	1000	51300.016.004
M1,6X5*	1000	51300.016.005
M1,6X6*	1000	51300.016.006
M1,6X8*	1000	51300.016.008
M1,6X10*	1000	51300.016.010
M1,6X12*	1000	51300.016.012
M1,6X14*	1000	51300.016.014
M1,6X16*	1000	51300.016.016
M1,6X18*	1000	51300.016.018
M1,6X20*	1000	51300.016.020
M2X3*	1000	51300.020.003
M2X4	100	51300.020.004
M2X5	100	51300.020.005
M2X6	100	51300.020.006
M2X8	100	51300.020.008
M2X10	100	51300.020.010
M2X12	100	51300.020.012
M2X16	100	51300.020.016
M2X18*	1000	51300.020.018
M2X20*	1000	51300.020.020
M2,5X3*	1000	51300.025.003
M2,5X4*	1000	51300.025.004
M2,5X5	100	51300.025.005
M2,5X6	100	51300.025.006
M2,5X8	100	51300.025.008
M2,5X10	100	51300.025.010
M2,5X12	100	51300.025.012
M2,5X14*	1000	51300.025.014
M2,5X16	100	51300.025.016
M2,5X18*	1000	51300.025.018
M2,5X20	100	51300.025.020
M2,5X22*	1000	51300.025.022
M2,5X25*	1000	51300.025.025
M3X4	500	51300.030.004
M3X5*	500	51300.030.005
M3X6	200	51300.030.006
M3X8	200	51300.030.008
M3X10	200	51300.030.010
M3X12	200	51300.030.012
M3X14*	500	51300.030.014
M3X16	200	51300.030.016
M3X18*	500	51300.030.018
M3X20	200	51300.030.020
M3X22*	500	51300.030.022
M3X25	200	51300.030.025
M3X30	200	51300.030.030
M3X35	200	51300.030.035
M3X40	200	51300.030.040

d x L	✉	Kód výrobku
M3X45*	500	51300.030.045
M3X50*	500	51300.030.050
M3X55*	500	51300.030.055
M3X60*	500	51300.030.060
M4X5	500	51300.040.005
M4X6	500	51300.040.006
M4X8	200	51300.040.008
M4X10	200	51300.040.010
M4X12	200	51300.040.012
M4X14*	500	51300.040.014
M4X16	200	51300.040.016
M4X18*	500	51300.040.018
M4X20	200	51300.040.020
M4X22*	500	51300.040.022
M4X25	200	51300.040.025
M4X30	200	51300.040.030
M4X35	200	51300.040.035
M4X40	200	51300.040.040
M4X45	200	51300.040.045
M4X50	200	51300.040.050
M4X55*	500	51300.040.055
M4X60	200	51300.040.060
M4X70*	200	51300.040.070
M4X80*	200	51300.040.080
M4X100*	200	51300.040.100
M5X6	500	51300.050.006
M5X8	100	51300.050.008
M5X10	100	51300.050.010
M5X12	100	51300.050.012
M5X14*	500	51300.050.014
M5X16	100	51300.050.016
M5X18*	500	51300.050.018
M5X20	100	51300.050.020
M5X22*	500	51300.050.022
M5X25	100	51300.050.025
M5X28*	500	51300.050.028
M5X30	100	51300.050.030
M5X35	100	51300.050.035
M5X40	100	51300.050.040
M5X45	100	51300.050.045
M5X50	100	51300.050.050
M5X55*	200	51300.050.055
M5X60	100	51300.050.060
M5X65*	200	51300.050.065
M5X70	100	51300.050.070
M5X80	100	51300.050.080
M5X90*	200	51300.050.090
M5X100	200	51300.050.100
M6X8*	500	51300.060.008
M6X10	100	51300.060.010

d x L	✉	Kód výrobku
M6X12	100	51300.060.012
M6X14*	500	51300.060.014
M6X16	100	51300.060.016
M6X18*	500	51300.060.018
M6X20	100	51300.060.020
M6X22*	200	51300.060.022
M6X25	100	51300.060.025
M6X30	100	51300.060.030
M6X35	100	51300.060.035
M6X40	100	51300.060.040
M6X45	100	51300.060.045
M6X50	100	51300.060.050
M6X55*	200	51300.060.055
M6X60	100	51300.060.060
M6X65	100	51300.060.065
M6X70	100	51300.060.070
M6X75*	200	51300.060.075
M6X80	100	51300.060.080
M6X90*	200	51300.060.090
M6X100	200	51300.060.100
M8X12*	200	51300.080.012
M8X16*	200	51300.080.016
M8X20	100	51300.080.020
M8X25	100	51300.080.025
M8X30	100	51300.080.030
M8X35	100	51300.080.035
M8X40	100	51300.080.040
M8X45*	200	51300.080.045
M8X50	100	51300.080.050
M8X60	100	51300.080.060
M8X70	100	51300.080.070
M8X80	100	51300.080.080
M8X90*	200	51300.080.090
M8X100*	100	51300.080.100
M8X110*	100	51300.080.110
M8X120*	100	51300.080.120
M8X130*	100	51300.080.130
M8X150*	100	51300.080.150
M10X16*	100	51300.100.016
M10X20*	100	51300.100.020
M10X25*	100	51300.100.025
M10X30*	100	51300.100.030
M10X35*	100	51300.100.035
M10X40	100	51300.100.040
M10X45*	100	51300.100.045
M10X50*	100	51300.100.050
M10X60*	100	51300.100.060
M10X70*	50	51300.100.070
M10X80*	50	51300.100.080
M10X100*	50	51300.100.100

51302 Šroub se zápustnou hlavou s křížovou drážkou Pozidriv R01A

Závit Metrický závit
Materiál Nerezocel A2

DIN **965-Z**
ISO 7046-2-Z
NF E25-119-2

RoHS

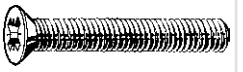

d x L	✉	Kód výrobku
M1,6X2*	1000	51302.016.002
M1,6X3*	1000	51302.016.003
M1,6X4	100	51302.016.004
M1,6X5	100	51302.016.005
M1,6X6	100	51302.016.006
M1,6X8	100	51302.016.008
M1,6X10	100	51302.016.010
M1,6X12*	1000	51302.016.012
M1,6X14*	1000	51302.016.014
M1,6X16*	1000	51302.016.016

d x L	✉	Kód výrobku
M1,6X18*	1000	51302.016.018
M1,6X20*	1000	51302.016.020
M2X3	100	51302.020.003
M2X4	100	51302.020.004
M2X5	100	51302.020.005
M2X6	100	51302.020.006
M2X8	100	51302.020.008
M2X10	100	51302.020.010
M2X12	100	51302.020.012

d x L	✉	Kód výrobku
M2X14*	1000	51302.020.014
M2X16	100	51302.020.016
M2X18*	1000	51302.020.018
M2X20	100	51302.020.020
M2,5X3*	1000	51302.025.003
M2,5X4	100	51302.025.004
M2,5X5	100	51302.025.005
M2,5X6	100	51302.025.006
M2,5X8	100	51302.025.008

51302 Šroub se zápustnou hlavou s křížovou drážkou Pozidriv

d x L	✉	Kód výrobku	d x L	✉	Kód výrobku	d x L	✉	Kód výrobku
M2,5X10	100	51302.025.010	M4X14*	500	51302.040.014	M5X70*	200	51302.050.070
M2,5X12	100	51302.025.012	M4X16	200	51302.040.016	M5X80*	200	51302.050.080
M2,5X14	100	51302.025.014	M4X18*	500	51302.040.018	M5X90*	200	51302.050.090
M2,5X16	100	51302.025.016	M4X20	200	51302.040.020	M5X100*	200	51302.050.100
M2,5X18*	1000	51302.025.018	M4X22*	500	51302.040.022			
M2,5X20	100	51302.025.020	M4X25	200	51302.040.025	M6X8	100	51302.060.008
M2,5X25*	1000	51302.025.025	M4X30	200	51302.040.030	M6X10	100	51302.060.010
			M4X35	200	51302.040.035	M6X12	100	51302.060.012
M3X4	200	51302.030.004	M4X40	200	51302.040.040	M6X14*	500	51302.060.014
M3X5	200	51302.030.005	M4X45*	500	51302.040.045	M6X16	100	51302.060.016
M3X6	200	51302.030.006	M4X50	200	51302.040.050	M6X20	100	51302.060.020
M3X8	200	51302.030.008	M4X55*	500	51302.040.055	M6X22*	500	51302.060.022
M3X10	200	51302.030.010	M4X60*	500	51302.040.060	M6X25	100	51302.060.025
M3X12	200	51302.030.012	M4X70*	500	51302.040.070	M6X30	100	51302.060.030
M3X14*	500	51302.030.014	M4X80*	200	51302.040.080	M6X35	100	51302.060.035
M3X16	200	51302.030.016				M6X40	100	51302.060.040
M3X18*	500	51302.030.018	M5X6	100	51302.050.006	M6X45*	200	51302.060.045
M3X20	200	51302.030.020	M5X8	100	51302.050.008	M6X50	100	51302.060.050
M3X22*	500	51302.030.022	M5X10	100	51302.050.010	M6X55*	200	51302.060.055
M3X25	200	51302.030.025	M5X12	100	51302.050.012	M6X60	100	51302.060.060
M3X30	200	51302.030.030	M5X14*	500	51302.050.014	M6X65*	200	51302.060.065
M3X35*	500	51302.030.035	M5X16	100	51302.050.016	M6X70*	200	51302.060.070
M3X40	200	51302.030.040	M5X18*	500	51302.050.018	M6X75*	200	51302.060.075
M3X45*	500	51302.030.045	M5X20	100	51302.050.020	M6X80*	200	51302.060.080
M3X50*	500	51302.030.050	M5X22*	500	51302.050.022	M6X90*	100	51302.060.090
M3X55*	500	51302.030.055	M5X25	100	51302.050.025	M6X100*	100	51302.060.100
M3X60*	500	51302.030.060	M5X30	100	51302.050.030			
			M5X35	100	51302.050.035	M8X16*	200	51302.080.016
M4X5	200	51302.040.005	M5X40	100	51302.050.040	M8X20*	200	51302.080.020
M4X6	200	51302.040.006	M5X45*	200	51302.050.045	M8X25*	200	51302.080.025
M4X8	200	51302.040.008	M5X50	100	51302.050.050	M8X30*	200	51302.080.030
M4X10	200	51302.040.010	M5X55*	200	51302.050.055	M8X35*	200	51302.080.035
M4X12	200	51302.040.012	M5X60	100	51302.050.060			

6

55300 Šroub se zápustnou hlavou s křížovou drážkou Phillips R41A

Závit	Metrický závit	**DIN**	**965-H**	
Materiál	Nerezocel A4	ISO	7046-2-H	
		NF	E25-119-2	

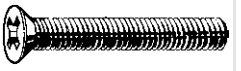

d x L	✉	Kód výrobku	d x L	✉	Kód výrobku	d x L	✉	Kód výrobku
M1,6X3*	1000	55300.016.003	M3X10	200	55300.030.010	M5X14*	500	55300.050.014
M1,6X4*	1000	55300.016.004	M3X12	200	55300.030.012	M5X16	100	55300.050.016
M1,6X5*	1000	55300.016.005	M3X14*	500	55300.030.014	M5X18*	500	55300.050.018
M1,6X6*	1000	55300.016.006	M3X16	200	55300.030.016	M5X20	100	55300.050.020
M1,6X8*	1000	55300.016.008	M3X18*	500	55300.030.018	M5X22*	500	55300.050.022
M1,6X10*	1000	55300.016.010	M3X20	200	55300.030.020	M5X25	100	55300.050.025
M1,6X12*	1000	55300.016.012	M3X22*	500	55300.030.022	M5X30	100	55300.050.030
M1,6X14*	1000	55300.016.014	M3X25	200	55300.030.025	M5X35	100	55300.050.035
M1,6X16*	1000	55300.016.016	M3X30	200	55300.030.030	M5X40	100	55300.050.040
			M3X35*	500	55300.030.035	M5X45*	200	55300.050.045
M2X4	100	55300.020.004	M3X45*	500	55300.030.045	M5X50	100	55300.050.050
M2X5	100	55300.020.005	M3X50*	500	55300.030.050	M5X55*	200	55300.050.055
M2X6	100	55300.020.006	M3X60*	500	55300.030.060	M5X60	100	55300.050.060
M2X8	100	55300.020.008				M5X70*	200	55300.050.070
M2X10	100	55300.020.010	M4X5*	500	55300.040.005	M5X80*	200	55300.050.080
M2X12	100	55300.020.012	M4X6	200	55300.040.006	M5X90*	200	55300.050.090
M2X16	100	55300.020.016	M4X8	200	55300.040.008	M5X100*	200	55300.050.100
M2X18*	1000	55300.020.018	M4X10	200	55300.040.010			
M2X20*	1000	55300.020.020	M4X12	200	55300.040.012	M6X8	100	55300.060.008
			M4X14*	500	55300.040.014	M6X10	100	55300.060.010
M2,5X3*	1000	55300.025.003	M4X16	200	55300.040.016	M6X12	100	55300.060.012
M2,5X5	100	55300.025.005	M4X18*	500	55300.040.018	M6X14*	500	55300.060.014
M2,5X6	100	55300.025.006	M4X20	200	55300.040.020	M6X16	100	55300.060.016
M2,5X8	100	55300.025.008	M4X22*	500	55300.040.022	M6X18*	500	55300.060.018
M2,5X10	100	55300.025.010	M4X25	200	55300.040.025	M6X20	100	55300.060.020
M2,5X12	100	55300.025.012	M4X30	200	55300.040.030	M6X22*	200	55300.060.022
M2,5X14*	1000	55300.025.014	M4X35	200	55300.040.035	M6X25	100	55300.060.025
M2,5X16	100	55300.025.016	M4X40	200	55300.040.040	M6X30	100	55300.060.030
M2,5X18*	1000	55300.025.018	M4X45*	500	55300.040.045	M6X35	100	55300.060.035
M2,5X20	100	55300.025.020	M4X55*	500	55300.040.055	M6X40	100	55300.060.040
M2,5X22*	1000	55300.025.022	M4X60*	500	55300.040.060	M6X45*	200	55300.060.045
M2,5X25*	1000	55300.025.025	M4X70*	200	55300.040.070	M6X50	100	55300.060.050
						M6X55*	200	55300.060.055
M3X4*	500	55300.030.004	M5X6*	500	55300.050.006	M6X60	100	55300.060.060
M3X5	500	55300.030.005	M5X8	100	55300.050.008	M6X70	100	55300.060.070
M3X6	200	55300.030.006	M5X10	100	55300.050.010	M6X75*	200	55300.060.075
M3X8	200	55300.030.008	M5X12	100	55300.050.012	M6X80*	200	55300.060.080

55300 Šroub se zápustnou hlavou s křížovou drážkou Phillips

d x L	✉	Kód výrobku	d x L	✉	Kód výrobku	d x L	✉	Kód výrobku
M6X90*	200	55300.060.090	M8X40	100	55300.080.040	M10X30*	100	55300.100.030
M6X100	200	55300.060.100	M8X45*	200	55300.080.045	M10X35*	100	55300.100.035
			M8X50	100	55300.080.050	M10X40	100	55300.100.040
M8X12*	200	55300.080.012	M8X60	100	55300.080.060	M10X45*	100	55300.100.045
M8X16	100	55300.080.016	M8X80*	100	55300.080.080	M10X50*	100	55300.100.050
M8X20	100	55300.080.020				M10X60*	100	55300.100.060
M8X25	100	55300.080.025	M10X16*	100	55300.100.016	M10X70*	50	55300.100.070
M8X30	100	55300.080.030	M10X20*	100	55300.100.020	M10X80*	50	55300.100.080
M8X35	100	55300.080.035	M10X25*	100	55300.100.025			

55302 Šroub se zápustnou hlavou s křížovou drážkou Pozidriv — R41A

Závit	Metrický závit	**DIN**	**965-Z**
Materiál	Nerezocel A4	ISO	7046-2-Z
		NF	E25-119-2

RoHS

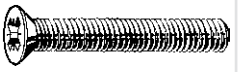

d x L	✉	Kód výrobku	d x L	✉	Kód výrobku	d x L	✉	Kód výrobku
M1,6X3	100	55302.016.003	M3X10	200	55302.030.010	M5X14*	500	55302.050.014
M1,6X4	100	55302.016.004	M3X12	200	55302.030.012	M5X16	100	55302.050.016
M1,6X5	100	55302.016.005	M3X14*	500	55302.030.014	M5X20	100	55302.050.020
M1,6X6	100	55302.016.006	M3X16	200	55302.030.016	M5X22*	500	55302.050.022
M1,6X8	100	55302.016.008	M3X18*	500	55302.030.018	M5X25	100	55302.050.025
M1,6X10	100	55302.016.010	M3X20	200	55302.030.020	M5X30	100	55302.050.030
M1,6X12	100	55302.016.012	M3X22*	500	55302.030.022	M5X35	100	55302.050.035
			M3X25	200	55302.030.025	M5X40	100	55302.050.040
M2X3	100	55302.020.003	M3X30	200	55302.030.030	M5X45*	200	55302.050.045
M2X4	100	55302.020.004	M3X35*	500	55302.030.035	M5X50	100	55302.050.050
M2X5	100	55302.020.005	M3X40	200	55302.030.040	M5X55*	200	55302.050.055
M2X6	100	55302.020.006	M3X45*	500	55302.030.045	M5X60	100	55302.050.060
M2X8	100	55302.020.008				M5X70*	200	55302.050.070
M2X10*	1000	55302.020.010	M4X5	200	55302.040.005	M5X80*	200	55302.050.080
M2X12	100	55302.020.012	M4X6	200	55302.040.006			
M2X14	100	55302.020.014	M4X8	200	55302.040.008	M6X8	100	55302.060.008
M2X16	100	55302.020.016	M4X10	200	55302.040.010	M6X10	100	55302.060.010
M2X20	100	55302.020.020	M4X12	200	55302.040.012	M6X12	100	55302.060.012
			M4X14*	500	55302.040.014	M6X14*	500	55302.060.014
M2,5X3*	1000	55302.025.003	M4X16	200	55302.040.016	M6X16	100	55302.060.016
M2,5X4	100	55302.025.004	M4X18*	500	55302.040.018	M6X18*	500	55302.060.018
M2,5X5	100	55302.025.005	M4X20	200	55302.040.020	M6X20	100	55302.060.020
M2,5X6	100	55302.025.006	M4X25	200	55302.040.025	M6X22*	500	55302.060.022
M2,5X8	100	55302.025.008	M4X30	200	55302.040.030	M6X25	100	55302.060.025
M2,5X10	100	55302.025.010	M4X35	200	55302.040.035	M6X30	100	55302.060.030
M2,5X12*	1000	55302.025.012	M4X40	200	55302.040.040	M6X35	100	55302.060.035
M2,5X14	100	55302.025.014	M4X45*	500	55302.040.045	M6X40	100	55302.060.040
M2,5X16	100	55302.025.016	M4X50	200	55302.040.050	M6X45*	200	55302.060.045
M2,5X18*	1000	55302.025.018	M4X60*	500	55302.040.060	M6X50	100	55302.060.050
M2,5X20	100	55302.025.020	M4X70*	500	55302.040.070	M6X60	100	55302.060.060
M2,5X25*	1000	55302.025.025				M6X70*	200	55302.060.070
			M5X6	100	55302.050.006	M6X75*	200	55302.060.075
M3X4	200	55302.030.004	M5X8	100	55302.050.008	M6X80*	200	55302.060.080
M3X5	200	55302.030.005	M5X10	100	55302.050.010	M6X90*	100	55302.060.090
M3X6	200	55302.030.006	M5X12	100	55302.050.012	M6X100*	100	55302.060.100
M3X8	200	55302.030.008						

45425 Šroub se zápustnou hlavou s křížovou drážkou Pozidriv — W010

Závit	Metrický závit	**DIN**	**≈965**
Materiál	Hliník P65	ISO	≈7046-1
		NF	≈E25-119-1

d x L	✉	Kód výrobku	d x L	✉	Kód výrobku	d x L	✉	Kód výrobku
M3X8	500	45425.030.008	M4X20	500	45425.040.020	M6X20	200	45425.060.020
M3X10	500	45425.030.010	M4X25	200	45425.040.025	M6X25	200	45425.060.025
M3X16	500	45425.030.016				M6X30	200	45425.060.030
M3X20	500	45425.030.020	M5X10	200	45425.050.010	M6X35	200	45425.060.035
M3X25	500	45425.030.025	M5X12	200	45425.050.012	M6X40	100	45425.060.040
			M5X16	200	45425.050.016	M6X50	100	45425.060.050
M4X10	500	45425.040.010	M5X20	200	45425.050.020			
M4X12	500	45425.040.012				M8X20	100	45425.080.020
M4X16	500	45425.040.016	M6X16	200	45425.060.016	M8X30	100	45425.080.030

Šroub se zápustnou hlavou s T-hvězdicí

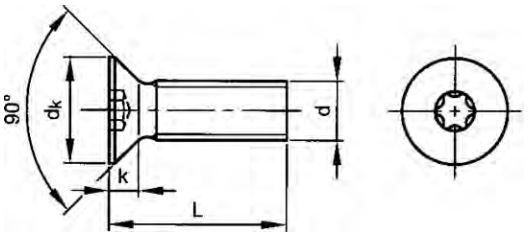

DIN	**≈965**
ISO	≈14581
NF	≈E25-119-1



Technické údaje

d	d_k	Drážka	k (max.)	P
M1.6	3	T5	0.96	0.35
M2	3.8	T6	1.2	0.4
M2.5	4.7	T8	1.5	0.45
M3	5.6	T10	1.65	0.5
M4	7.5	T20	2.2	0.7
M5	9.2	T25	2.5	0.8
M6	11	T30	3	1
M8	14.5	T45	4	1.25
M10	18	T50	5	1.5

Skupiny produktů

Závit	Typ drážky	Materiál	Třída	Povrchová úprava	Kód	Strana
M	T-hvězdice	Oc	4.8	Zn	24677	6-49
M	T-hvězdice	NO A2			51305	6-49
M	T-hvězdice	NO A4			55303	6-50

24677 Šroub se zápustnou hlavou s T-hvězdicí — H05A

Závit Metrický závit
Materiál Ocel
Třída 4.8
Povrchová úprava Pozinkované

RoHS

d x L	✉	Kód výrobku	d x L	✉	Kód výrobku	d x L	✉	Kód výrobku
M3X5	200	24677.030.005	M4X16	200	24677.040.016			
M3X6	200	24677.030.006	M4X20	200	24677.040.020	M6X10	200	24677.060.010
M3X8	200	24677.030.008	M4X25	200	24677.040.025	M6X12	200	24677.060.012
M3X10	200	24677.030.010				M6X16	200	24677.060.016
M3X12	200	24677.030.012	M5X8	200	24677.050.008	M6X20	100	24677.060.020
M3X16	200	24677.030.016	M5X10	200	24677.050.010	M6X25	100	24677.060.025
M3X20	200	24677.030.020	M5X12	200	24677.050.012	M6X30	100	24677.060.030
			M5X16	200	24677.050.016	M6X35	100	24677.060.035
M4X6	200	24677.040.006	M5X20	200	24677.050.020	M6X40	100	24677.060.040
M4X8	200	24677.040.008	M5X25	100	24677.050.025			
M4X10	200	24677.040.010	M5X30	100	24677.050.030	M8X16	50	24677.080.016
M4X12	200	24677.040.012	M5X35	100	24677.050.035	M8X20	50	24677.080.020

51305 Šroub se zápustnou hlavou s T-hvězdicí — R01A

Závit Metrický závit
Materiál Nerezocel A2

RoHS

d x L	✉	Kód výrobku	d x L	✉	Kód výrobku	d x L	✉	Kód výrobku
M1,6X2*	1000	51305.016.002	M2X4*	1000	51305.020.004	M2,5X5*	1000	51305.025.005
M1,6X3*	1000	51305.016.003	M2X5*	1000	51305.020.005	M2,5X6	1000	51305.025.006
M1,6X4*	1000	51305.016.004	M2X6	1000	51305.020.006	M2,5X8*	1000	51305.025.008
M1,6X5*	1000	51305.016.005	M2X8*	1000	51305.020.008	M2,5X10*	1000	51305.025.010
M1,6X6*	1000	51305.016.006	M2X10*	1000	51305.020.010	M2,5X12*	1000	51305.025.012
M1,6X8*	1000	51305.016.008	M2X12*	1000	51305.020.012	M2,5X14*	1000	51305.025.014
M1,6X10*	1000	51305.016.010	M2X14*	1000	51305.020.014	M2,5X16*	1000	51305.025.016
M1,6X12*	1000	51305.016.012	M2X16*	1000	51305.020.016	M2,5X18*	1000	51305.025.018
M1,6X14*	1000	51305.016.014	M2X18*	1000	51305.020.018	M2,5X20*	1000	51305.025.020
M1,6X16*	1000	51305.016.016	M2X20*	1000	51305.020.020	M2,5X22*	1000	51305.025.022
M1,6X20*	1000	51305.016.020				M2,5X25*	1000	51305.025.025
			M2,5X3*	1000	51305.025.003			
M2X3*	1000	51305.020.003	M2,5X4	1000	51305.025.004	M3X4	500	51305.030.004

51305 Šroub se zápustnou hlavou s T-hvězdicí

d x L	✉	Kód výrobku	d x L	✉	Kód výrobku	d x L	✉	Kód výrobku
M3X5	500	51305.030.005	M4X55*	500	51305.040.055	M6X16	100	51305.060.016
M3X6	200	51305.030.006	M4X60*	500	51305.040.060	M6X18*	500	51305.060.018
M3X8	200	51305.030.008	M4X65*	200	51305.040.065	M6X20	100	51305.060.020
M3X10	200	51305.030.010	M4X70*	200	51305.040.070	M6X22*	500	51305.060.022
M3X12	200	51305.030.012	M4X80*	200	51305.040.080	M6X25	100	51305.060.025
M3X14*	500	51305.030.014	M4X90*	200	51305.040.090	M6X30	100	51305.060.030
M3X16	200	51305.030.016	M4X100*	200	51305.040.100	M6X35	100	51305.060.035
M3X18*	500	51305.030.018				M6X40	100	51305.060.040
M3X20	200	51305.030.020	M5X6*	500	51305.050.006	M6X45*	200	51305.060.045
M3X22*	500	51305.030.022	M5X8	500	51305.050.008	M6X50*	200	51305.060.050
M3X25*	500	51305.030.025	M5X10	200	51305.050.010	M6X55*	200	51305.060.055
M3X30*	500	51305.030.030	M5X12	200	51305.050.012	M6X60*	200	51305.060.060
M3X35*	500	51305.030.035	M5X14*	500	51305.050.014	M6X65*	200	51305.060.065
M3X40*	500	51305.030.040	M5X16	200	51305.050.016	M6X70*	200	51305.060.070
M3X45*	500	51305.030.045	M5X18*	500	51305.050.018	M6X75*	200	51305.060.075
M3X50*	500	51305.030.050	M5X20	200	51305.050.020	M6X80*	200	51305.060.080
M3X55*	500	51305.030.055	M5X22*	500	51305.050.022	M6X90*	200	51305.060.090
M3X60*	500	51305.030.060	M5X25	100	51305.050.025	M6X100*	200	51305.060.100
			M5X28*	500	51305.050.028	M6X120*	200	51305.060.120
M4X5	500	51305.040.005	M5X30	100	51305.050.030	M6X130*	200	51305.060.130
M4X6*	500	51305.040.006	M5X35	100	51305.050.035	M6X140*	200	51305.060.140
M4X8	200	51305.040.008	M5X40	100	51305.050.040			
M4X10	200	51305.040.010	M5X45*	200	51305.050.045	M8X10*	200	51305.080.010
M4X12	200	51305.040.012	M5X50*	200	51305.050.050	M8X12*	200	51305.080.012
M4X14*	500	51305.040.014	M5X55*	200	51305.050.055	M8X16*	200	51305.080.016
M4X16	200	51305.040.016	M5X60*	200	51305.050.060	M8X20	200	51305.080.020
M4X18*	500	51305.040.018	M5X70*	200	51305.050.070	M8X25*	200	51305.080.025
M4X20	200	51305.040.020	M5X80*	200	51305.050.080	M8X30	200	51305.080.030
M4X22*	500	51305.040.022	M5X90*	200	51305.050.090	M8X35*	200	51305.080.035
M4X25	200	51305.040.025	M5X100*	200	51305.050.100	M8X40*	200	51305.080.040
M4X30	200	51305.040.030				M8X45*	200	51305.080.045
M4X35	100	51305.040.035	M6X8*	500	51305.060.008	M8X50*	200	51305.080.050
M4X40	100	51305.040.040	M6X10	100	51305.060.010	M8X60*	200	51305.080.060
M4X45*	500	51305.040.045	M6X12	100	51305.060.012	M8X70*	200	51305.080.070
M4X50	500	51305.040.050	M6X14*	500	51305.060.014	M8X80*	200	51305.080.080

55303 Šroub se zápustnou hlavou s T-hvězdicí

R41A

Závit Metrický závit
Materiál Nerezocel A4

d x L	✉	Kód výrobku	d x L	✉	Kód výrobku	d x L	✉	Kód výrobku
M1,6X3*	1000	55303.016.003	M3X14*	500	55303.030.014	M5X8*	500	55303.050.008
M1,6X4*	1000	55303.016.004	M3X16*	500	55303.030.016	M5X10*	500	55303.050.010
M1,6X5*	1000	55303.016.005	M3X18*	500	55303.030.018	M5X12*	500	55303.050.012
M1,6X6*	1000	55303.016.006	M3X20*	500	55303.030.020	M5X14*	500	55303.050.014
M1,6X8*	1000	55303.016.008	M3X25*	500	55303.030.025	M5X16*	500	55303.050.016
M1,6X10*	1000	55303.016.010	M3X30*	500	55303.030.030	M5X18*	500	55303.050.018
M1,6X14*	1000	55303.016.014	M3X35*	500	55303.030.035	M5X20*	500	55303.050.020
M1,6X16*	1000	55303.016.016	M3X40*	500	55303.030.040	M5X22*	500	55303.050.022
M1,6X20*	1000	55303.016.020	M3X45*	500	55303.030.045	M5X25*	500	55303.050.025
			M3X50*	500	55303.030.050	M5X28*	500	55303.050.028
M2X3*	1000	55303.020.003	M3X60*	500	55303.030.060	M5X30*	500	55303.050.030
M2X4*	1000	55303.020.004				M5X35*	500	55303.050.035
M2X6*	1000	55303.020.006	M4X5*	500	55303.040.005	M5X40*	500	55303.050.040
M2X8*	1000	55303.020.008	M4X6*	500	55303.040.006	M5X45*	200	55303.050.045
M2X12*	1000	55303.020.012	M4X8*	500	55303.040.008	M5X50*	200	55303.050.050
M2X14*	1000	55303.020.014	M4X10*	500	55303.040.010	M5X55*	200	55303.050.055
M2X16*	1000	55303.020.016	M4X12*	500	55303.040.012	M5X60*	200	55303.050.060
M2X20*	1000	55303.020.020	M4X14*	500	55303.040.014	M5X70*	200	55303.050.070
			M4X16*	500	55303.040.016	M5X80*	200	55303.050.080
M2,5X3*	1000	55303.025.003	M4X18*	500	55303.040.018	M5X90*	200	55303.050.090
M2,5X4*	1000	55303.025.004	M4X20*	500	55303.040.020	M5X100*	200	55303.050.100
M2,5X5*	1000	55303.025.005	M4X22*	500	55303.040.022			
M2,5X6*	1000	55303.025.006	M4X25*	500	55303.040.025	M6X8*	500	55303.060.008
M2,5X8*	1000	55303.025.008	M4X30*	500	55303.040.030	M6X10*	500	55303.060.010
M2,5X10*	1000	55303.025.010	M4X35*	500	55303.040.035	M6X12*	500	55303.060.012
M2,5X12	1000	55303.025.012	M4X40*	500	55303.040.040	M6X14*	500	55303.060.014
M2,5X14*	1000	55303.025.014	M4X45*	500	55303.040.045	M6X16*	500	55303.060.016
M2,5X16*	1000	55303.025.016	M4X50*	500	55303.040.050	M6X18*	500	55303.060.018
M2,5X20*	1000	55303.025.020	M4X55*	500	55303.040.055	M6X20*	500	55303.060.020
M2,5X25*	1000	55303.025.025	M4X60*	500	55303.040.060	M6X22*	500	55303.060.022
			M4X70*	200	55303.040.070	M6X25*	200	55303.060.025
M3X4*	500	55303.030.004	M4X80*	200	55303.040.080	M6X30*	200	55303.060.030
M3X5*	500	55303.030.005	M4X90*	200	55303.040.090	M6X35*	200	55303.060.035
M3X6*	500	55303.030.006				M6X40*	200	55303.060.040
M3X10*	500	55303.030.010	M5X6*	500	55303.050.006	M6X45*	200	55303.060.045

55303 **Šroub se zápustnou hlavou s T-hvězdicí** ←

d x L	✉	Kód výrobku	d x L	✉	Kód výrobku	d x L	✉	Kód výrobku
M6X50*	200	55303.060.050				M8X35*	200	55303.080.035
M6X55*	200	55303.060.055	M8X10*	200	55303.080.010	M8X40*	200	55303.080.040
M6X60*	200	55303.060.060	M8X12*	200	55303.080.012	M8X45*	200	55303.080.045
M6X70*	200	55303.060.070	M8X16*	200	55303.080.016	M8X50*	200	55303.080.050
M6X80*	200	55303.060.080	M8X20*	200	55303.080.020	M8X60*	200	55303.080.060
M6X90*	200	55303.060.090	M8X25*	200	55303.080.025	M8X70*	200	55303.080.070
M6X100*	200	55303.060.100	M8X30*	200	55303.080.030	M8X80*	200	55303.080.080

Šroub se zápustnou hlavou čočkovitou s křížovou drážkou

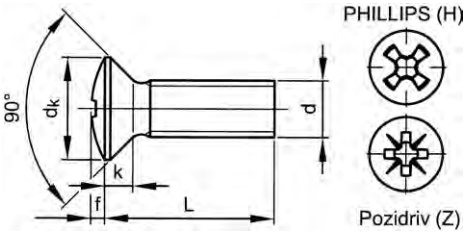

DIN **966**
ISO 7047
NF E25-120

Technické údaje

d	d_k	f ≈	k (max.)	P	Plný závit L ≤	Čís. křížové drážky
M2	3.8	0.5	1.2	0.4	16	1
M2.5	4.7	0.6	1.5	0.45	18	1
M3	5.6	0.75	1.65	0.5	20	1
M4	7.5	1	2.2	0.7	25	2
M5	9.2	1.25	2.5	0.8	30	2
M6	11	1.5	3	1	35	3
M8	14.5	2	4	1.25	40	4

Skupiny produktů

Závit	Typ drážky	Materiál	Třída	Povrchová úprava		Kód	Strana
M	Phillips	Oc	4.8	Zn		24691	6-51
M	Phillips	Oc	4.8	Zn	Velké Balení	24690	6-52
M	Pozidriv	Oc	4.8	Zn		24692	6-52
M	Phillips	NO A2				51320	6-52
M	Pozidriv	NO A2				51322	6-53
M	Phillips	NO A4				55320	6-53
M	Pozidriv	NO A4				55322	6-53

24691 **Šroub se zápustnou hlavou čočkovitou s křížovou drážkou Phillips** **H05A**

Závit Metrický závit
Materiál Ocel
Třída 4.8
Povrchová úprava Pozinkované

DIN **966-H**
ISO 7047-H

RoHS

d x L	✉	Kód výrobku	d x L	✉	Kód výrobku	d x L	✉	Kód výrobku
M3X6	200	24691.030.006	M4X25	200	24691.040.025			
M3X8	200	24691.030.008	M4X30	200	24691.040.030	M6X12	200	24691.060.012
M3X10	200	24691.030.010	M4X40	100	24691.040.040	M6X16	200	24691.060.016
M3X12	200	24691.030.012				M6X20	100	24691.060.020
M3X16	200	24691.030.016	M5X8	200	24691.050.008	M6X25	100	24691.060.025
M3X20	200	24691.030.020	M5X10	200	24691.050.010	M6X30	100	24691.060.030
			M5X12	200	24691.050.012	M6X35	100	24691.060.035
M4X6	200	24691.040.006	M5X16	200	24691.050.016	M6X40	100	24691.060.040
M4X8	200	24691.040.008	M5X20	200	24691.050.020	M6X50	100	24691.060.050
M4X10	200	24691.040.010	M5X25	200	24691.050.025			
M4X12	200	24691.040.012	M5X30	100	24691.050.030	M8X16	100	24691.080.016
M4X16	200	24691.040.016	M5X35	100	24691.050.035	M8X20	100	24691.080.020
M4X20	200	24691.040.020	M5X40	100	24691.050.040	M8X25	100	24691.080.025

24690 Šroub se zápustnou hlavou čočkovitou s křížovou drážkou Phillips — H05A

Závit	Metrický závit	**DIN**	**966-H**
Materiál	Ocel	ISO	7047-H
Třída	4.8		
Povrchová úprava	Pozinkované		

d x L	✉	Kód výrobku	d x L	✉	Kód výrobku	d x L	✉	Kód výrobku
M3X10	2000	24690.030.010	M5X8	1000	24690.050.008	M6X20	250	24690.060.020
M3X12	2000	24690.030.012	M5X10	1000	24690.050.010	M6X25	250	24690.060.025
M3X16	2000	24690.030.016	M5X12	1000	24690.050.012	M6X30	250	24690.060.030
M3X20	2000	24690.030.020	M5X16	1000	24690.050.016	M6X35	250	24690.060.035
			M5X20	500	24690.050.020	M6X40	250	24690.060.040
M4X6	1000	24690.040.006	M5X25	500	24690.050.025	M6X50	250	24690.060.050
M4X8	1000	24690.040.008	M5X30	250	24690.050.030			
M4X10	1000	24690.040.010	M5X35	250	24690.050.035	M8X16	250	24690.080.016
M4X12	1000	24690.040.012	M5X40	250	24690.050.040	M8X20	250	24690.080.020
M4X16	1000	24690.040.016	M5X50	250	24690.050.050	M8X25	250	24690.080.025
M4X20	1000	24690.040.020				M8X30	250	24690.080.030
M4X25	1000	24690.040.025	M6X10	1000	24690.060.010	M8X35	250	24690.080.035
M4X30	1000	24690.040.030	M6X12	1000	24690.060.012	M8X40	100	24690.080.040
M4X40	500	24690.040.040	M6X16	500	24690.060.016	M8X50	100	24690.080.050

24692 Šroub se zápustnou hlavou čočkovitou s křížovou drážkou Pozidriv — H05A

Závit	Metrický závit	**DIN**	**966-Z**
Materiál	Ocel	ISO	7047-Z
Třída	4.8		
Povrchová úprava	Pozinkované		

d x L	✉	Kód výrobku	d x L	✉	Kód výrobku	d x L	✉	Kód výrobku
M3X6	2000	24692.030.006	M4X20	1000	24692.040.020			
M3X8	2000	24692.030.008	M4X25	1000	24692.040.025	M6X16	500	24692.060.016
M3X10	2000	24692.030.010	M4X30	1000	24692.040.030	M6X20	250	24692.060.020
M3X12	2000	24692.030.012				M6X25	250	24692.060.025
M3X16	2000	24692.030.016	M5X10	1000	24692.050.010			
M3X20	2000	24692.030.020	M5X12	1000	24692.050.012	M8X16	250	24692.080.016
			M5X16	1000	24692.050.016	M8X20	250	24692.080.020
M4X10	1000	24692.040.010	M5X20	500	24692.050.020	M8X25	250	24692.080.025
M4X12	1000	24692.040.012	M5X25	500	24692.050.025	M8X35	250	24692.080.035
M4X16	1000	24692.040.016	M5X30	250	24692.050.030			

51320 Šroub se zápustnou hlavou čočkovitou s křížovou drážkou Phillips — R01A

Závit	Metrický závit	**DIN**	**966-H**
Materiál	Nerezocel A2	ISO	7047-H

d x L	✉	Kód výrobku	d x L	✉	Kód výrobku	d x L	✉	Kód výrobku
M2X3*	1000	51320.020.003	M3X16	200	51320.030.016	M5X10	100	51320.050.010
M2X4*	1000	51320.020.004	M3X18*	500	51320.030.018	M5X12	100	51320.050.012
M2X5*	1000	51320.020.005	M3X20	200	51320.030.020	M5X14*	500	51320.050.014
M2X6*	1000	51320.020.006	M3X22*	500	51320.030.022	M5X16	100	51320.050.016
M2X8*	1000	51320.020.008	M3X25	200	51320.030.025	M5X18*	500	51320.050.018
M2X10*	1000	51320.020.010	M3X30	200	51320.030.030	M5X20	100	51320.050.020
M2X12*	1000	51320.020.012				M5X22*	500	51320.050.022
M2X14*	1000	51320.020.014	M4X6*	500	51320.040.006	M5X25	100	51320.050.025
M2X16*	1000	51320.020.016	M4X8	200	51320.040.008	M5X30	100	51320.050.030
M2X18*	1000	51320.020.018	M4X10	200	51320.040.010	M5X35	100	51320.050.035
M2X20*	1000	51320.020.020	M4X12	200	51320.040.012	M5X40	100	51320.050.040
M2X25*	1000	51320.020.025	M4X14*	500	51320.040.014	M5X45*	200	51320.050.045
M2X30*	1000	51320.020.030	M4X16	200	51320.040.016	M5X50	100	51320.050.050
			M4X18*	500	51320.040.018	M5X60	100	51320.050.060
M2,5X5*	1000	51320.025.005	M4X20	200	51320.040.020	M5X70	100	51320.050.070
M2,5X6	100	51320.025.006	M4X22*	500	51320.040.022	M5X75*	200	51320.050.075
M2,5X8*	1000	51320.025.008	M4X25	200	51320.040.025	M5X80*	200	51320.050.080
M2,5X10	100	51320.025.010	M4X30	200	51320.040.030	M5X90*	200	51320.050.090
M2,5X12*	1000	51320.025.012	M4X35*	500	51320.040.035	M5X100*	200	51320.050.100
			M4X40	200	51320.040.040			
M3X5*	500	51320.030.005	M4X45*	500	51320.040.045	M6X8*	500	51320.060.008
M3X6	200	51320.030.006	M4X50	200	51320.040.050	M6X10	100	51320.060.010
M3X8	200	51320.030.008	M4X60	200	51320.040.060	M6X12	100	51320.060.012
M3X10	200	51320.030.010				M6X14*	500	51320.060.014
M3X12	200	51320.030.012	M5X6*	500	51320.050.006	M6X16	100	51320.060.016
M3X14*	500	51320.030.014	M5X8	100	51320.050.008	M6X18*	500	51320.060.018

51320 Šroub se zápustnou hlavou čočkovitou s křížovou drážkou Phillips

d x L	✉	Kód výrobku	d x L	✉	Kód výrobku	d x L	✉	Kód výrobku
M6X20	100	51320.060.020	M6X70*	200	51320.060.070	M8X25	100	51320.080.025
M6X25	100	51320.060.025	M6X75*	200	51320.060.075	M8X30	100	51320.080.030
M6X30	100	51320.060.030	M6X80	200	51320.060.080	M8X35	100	51320.080.035
M6X35	100	51320.060.035	M6X95*	200	51320.060.095	M8X40	100	51320.080.040
M6X40	100	51320.060.040	M6X100*	200	51320.060.100	M8X45*	200	51320.080.045
M6X45	100	51320.060.045				M8X50	100	51320.080.050
M6X50	100	51320.060.050	M8X12*	200	51320.080.012	M8X60	100	51320.080.060
M6X55*	200	51320.060.055	M8X16*	200	51320.080.016	M8X70*	100	51320.080.070
M6X60	100	51320.060.060	M8X20	100	51320.080.020	M8X80*	100	51320.080.080

51322 Šroub se zápustnou hlavou čočkovitou s křížovou drážkou Pozidriv — R01A

Závit Metrický závit — **DIN** **966-Z**
Materiál Nerezocel A2 — ISO 7047-Z

d x L	✉	Kód výrobku	d x L	✉	Kód výrobku	d x L	✉	Kód výrobku
M2X3*	1000	51322.020.003				M5X20	100	51322.050.020
M2X4*	1000	51322.020.004	M4X6*	500	51322.040.006	M5X25	100	51322.050.025
M2X5*	1000	51322.020.005	M4X8	200	51322.040.008	M5X30	100	51322.050.030
M2X6*	1000	51322.020.006	M4X10	200	51322.040.010	M5X35	100	51322.050.035
M2X12*	1000	51322.020.012	M4X12	200	51322.040.012	M5X40	100	51322.050.040
M2X16*	1000	51322.020.016	M4X14*	500	51322.040.014	M5X45*	200	51322.050.045
			M4X16	200	51322.040.016	M5X50*	200	51322.050.050
M2,5X5*	1000	51322.025.005	M4X20	200	51322.040.020			
M2,5X6*	1000	51322.025.006	M4X25	200	51322.040.025	M6X10	100	51322.060.010
M2,5X8*	1000	51322.025.008	M4X30	200	51322.040.030	M6X12	100	51322.060.012
M2,5X10*	1000	51322.025.010	M4X35*	500	51322.040.035	M6X16	100	51322.060.016
			M4X40*	500	51322.040.040	M6X20	100	51322.060.020
M3X5*	500	51322.030.005				M6X25	100	51322.060.025
M3X6*	500	51322.030.006	M5X6*	500	51322.050.006	M6X30	100	51322.060.030
M3X8	200	51322.030.008	M5X8	100	51322.050.008	M6X35	100	51322.060.035
M3X10	200	51322.030.010	M5X10	100	51322.050.010	M6X40	100	51322.060.040
M3X12	200	51322.030.012	M5X12	100	51322.050.012	M6X50*	200	51322.060.050
M3X16	200	51322.030.016	M5X14*	500	51322.050.014			
M3X25*	500	51322.030.025	M5X16	100	51322.050.016	M8X30*	200	51322.080.030
M3X30*	500	51322.030.030	M5X18*	500	51322.050.018	M8X50*	200	51322.080.050

55320 Šroub se zápustnou hlavou čočkovitou s křížovou drážkou Phillips — R41A

Závit Metrický závit — **DIN** **966-H**
Materiál Nerezocel A4 — ISO 7047-H

d x L	✉	Kód výrobku	d x L	✉	Kód výrobku	d x L	✉	Kód výrobku
M3X6*	500	55320.030.006	M3X30*	500	55320.030.030	M4X40*	500	55320.040.040
M3X8*	500	55320.030.008				M4X50*	500	55320.040.050
M3X10*	500	55320.030.010	M4X8*	500	55320.040.008			
M3X12*	500	55320.030.012	M4X12*	500	55320.040.012	M5X8*	500	55320.050.008
M3X16*	500	55320.030.016	M4X25*	500	55320.040.025			
M3X20*	500	55320.030.020	M4X30*	500	55320.040.030	M6X40*	200	55320.060.040
M3X25*	500	55320.030.025	M4X35*	500	55320.040.035			

55322 Šroub se zápustnou hlavou čočkovitou s křížovou drážkou Pozidriv — R41A

Závit Metrický závit — **DIN** **966-Z**
Materiál Nerezocel A4 — ISO 7047-Z

d x L	✉	Kód výrobku	d x L	✉	Kód výrobku	d x L	✉	Kód výrobku
M2X6	100	55322.020.006	M3X5*	500	55322.030.005			
M2X8	100	55322.020.008	M3X6	200	55322.030.006	M4X5*	500	55322.040.005
M2X10	100	55322.020.010	M3X8	200	55322.030.008	M4X6*	500	55322.040.006
			M3X10	200	55322.030.010	M4X8	200	55322.040.008
M2,5X6	100	55322.025.006	M3X12	200	55322.030.012	M4X10	200	55322.040.010
M2,5X8	100	55322.025.008	M3X16	200	55322.030.016	M4X12	200	55322.040.012
M2,5X10	100	55322.025.010	M3X18*	500	55322.030.018	M4X14*	500	55322.040.014
M2,5X12	100	55322.025.012	M3X20*	500	55322.030.020	M4X16	200	55322.040.016
			M3X25*	500	55322.030.025	M4X18*	500	55322.040.018
M3X4*	500	55322.030.004	M3X30*	500	55322.030.030	M4X20	200	55322.040.020

55322 **Šroub se zápustnou hlavou čočkovitou s křížovou drážkou Pozidriv** ←

d x L	✉	Kód výrobku	d x L	✉	Kód výrobku	d x L	✉	Kód výrobku
M4X25	200	55322.040.025	M5X20	100	55322.050.020	M6X16	100	55322.060.016
M4X30	200	55322.040.030	M5X25	100	55322.050.025	M6X20	100	55322.060.020
M4X35*	500	55322.040.035	M5X30	100	55322.050.030	M6X25	100	55322.060.025
M4X40*	500	55322.040.040	M5X35*	500	55322.050.035	M6X30	100	55322.060.030
M4X50*	500	55322.040.050	M5X40	100	55322.050.040	M6X35	100	55322.060.035
			M5X50*	200	55322.050.050	M6X40	100	55322.060.040
M5X8	100	55322.050.008	M5X70*	200	55322.050.070	M6X50*	200	55322.060.050
M5X10	100	55322.050.010				M6X60*	200	55322.060.060
M5X12	100	55322.050.012	M6X10	100	55322.060.010			
M5X16	100	55322.050.016	M6X12	100	55322.060.012			

Zápustná oválná hlava s T-hvězdicí DIN 966

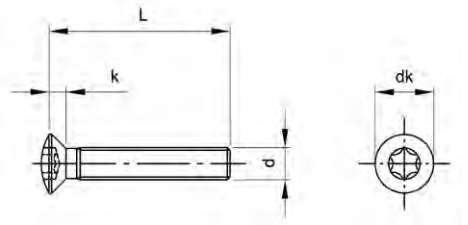

DIN **≈966**
ISO ≈14584

Technické údaje

d	d_k	Drážka	k (max.)	P
M3	5.6	T10	1.65	0.5
M4	7.5	T20	2.2	0.7
M5	9.2	T25	2.5	0.8
M6	11	T30	3	1

Skupiny produktů

Závit	Typ drážky	Materiál	Kód	Strana
M	T-hvězdice	NO A2	51325	6-54
M	T-hvězdice	NO A4	55325	6-55

51325 **Zápustná oválná hlava s T-hvězdicí DIN 966** **R01A**

Závit Metrický závit
Materiál Nerezocel A2

d x L	✉	Kód výrobku	d x L	✉	Kód výrobku	d x L	✉	Kód výrobku
M3X4*	500	51325.030.004	M4X25*	500	51325.040.025	M5X45*	200	51325.050.045
M3X5*	500	51325.030.005	M4X30*	500	51325.040.030	M5X50*	200	51325.050.050
M3X6*	500	51325.030.006	M4X35*	500	51325.040.035	M5X55*	200	51325.050.055
M3X8*	500	51325.030.008	M4X40*	500	51325.040.040	M5X60*	200	51325.050.060
M3X10*	500	51325.030.010	M4X45*	500	51325.040.045	M5X70*	200	51325.050.070
M3X12*	500	51325.030.012	M4X50*	500	51325.040.050			
M3X16*	500	51325.030.016	M4X60*	500	51325.040.060	M6X10*	500	51325.060.010
M3X20*	500	51325.030.020				M6X12*	500	51325.060.012
M3X25*	500	51325.030.025	M5X6*	500	51325.050.006	M6X16*	500	51325.060.016
M3X30*	500	51325.030.030	M5X8*	500	51325.050.008	M6X20*	500	51325.060.020
M3X35*	500	51325.030.035	M5X10*	500	51325.050.010	M6X25*	200	51325.060.025
M3X40*	500	51325.030.040	M5X12*	500	51325.050.012	M6X30*	200	51325.060.030
			M5X16*	500	51325.050.016	M6X35*	200	51325.060.035
M4X8*	500	51325.040.008	M5X20*	500	51325.050.020	M6X40*	200	51325.060.040
M4X10*	500	51325.040.010	M5X25*	500	51325.050.025	M6X45*	200	51325.060.045
M4X12*	500	51325.040.012	M5X30*	500	51325.050.030	M6X50*	200	51325.060.050
M4X16*	500	51325.040.016	M5X35*	500	51325.050.035	M6X60*	200	51325.060.060
M4X20*	500	51325.040.020	M5X40*	500	51325.050.040			

55325 **Zápustná oválná hlava s T-hvězdicí DIN 966** **R41A**

Závit Metrický závit
Materiál Nerezocel A4

d x L	✉	Kód výrobku	d x L	✉	Kód výrobku	d x L	✉	Kód výrobku
M4X5*	500	55325.040.005	M5X10*	500	55325.050.010			
M4X6*	500	55325.040.006	M5X12*	500	55325.050.012	M6X12*	500	55325.060.012
M4X8*	500	55325.040.008	M5X16*	500	55325.050.016	M6X16*	500	55325.060.016
M4X10*	500	55325.040.010	M5X20*	500	55325.050.020	M6X20*	500	55325.060.020
M4X12*	500	55325.040.012	M5X25*	500	55325.050.025	M6X25*	200	55325.060.025
M4X16*	500	55325.040.016	M5X30*	500	55325.050.030	M6X30*	200	55325.060.030
M4X20*	500	55325.040.020	M5X35*	500	55325.050.035	M6X35*	200	55325.060.035
M4X25*	500	55325.040.025	M5X40*	500	55325.050.040	M6X40*	200	55325.060.040
M4X30*	500	55325.040.030	M5X50*	200	55325.050.050	M6X50*	200	55325.060.050
M4X40*	500	55325.040.040	M5X60*	200	55325.050.060	M6X60*	200	55325.060.060

Šroub s plochou kulovou hlavou s dvojitou drážkou

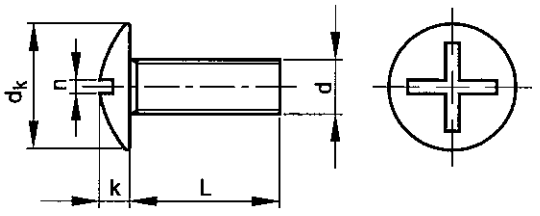

NF **≈E25-129**



Technické údaje

d	d_k (max.)	k (max.)	n (max.)	P
M5	12	4	1.3	0.8
M6	14	4.2	1.7	1
M8	20	4.4	2.31	1.25
M10	25	5.5	2.81	1.5

- M6 Aplikace v kombinaci s maticemi s hrotem v krabicích a skříňkách.

24650 **Šroub s plochou kulovou hlavou s dvojitou drážkou** **H01X**

Závit Metrický závit
Materiál Ocel
Třída 4.8
Povrchová úprava Pozinkované



d x L	✉	Kód výrobku	d x L	✉	Kód výrobku	d x L	✉	Kód výrobku
M5X8	1000	24650.050.008	M6X30	200	24650.060.030	M8X40	100	24650.080.040
M5X10	1000	24650.050.010	M6X40	100	24650.060.040	M8X50	100	24650.080.050
M5X12	1000	24650.050.012	M6X50	100	24650.060.050	M8X60	100	24650.080.060
M5X16	1000	24650.050.016	M6X60	100	24650.060.060	M8X80	100	24650.080.080
			M6X80	100	24650.060.080	M8X100	100	24650.080.100
M6X10	1000	24650.060.010						
M6X12	1000	24650.060.013	M8X15	200	24650.080.016	M10X40	100	24650.100.040
M6X16	200	24650.060.016	M8X20	100	24650.080.020			
M6X20	200	24650.060.020	M8X30	100	24650.080.030			

Šroub s plochou kulovou hlavou s dvojitou drážkou

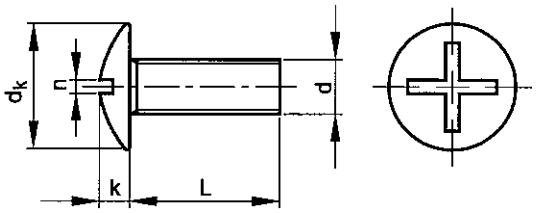

NF E25-129



Technické údaje

d	d_k (max.)	k (max.)	n	P
M4	10.0	2.2	1.2	0.7
M5	12.5	2.7	1.2	0.8
M6	15.0	3.3	1.6	1
M8	20.0	4.4	2.0	1.25
M10	25.0	5.5	2.5	1.5

Skupiny produktů

Závit	Typ drážky	Materiál	Třída	Povrchová úprava		Kód	Strana
M	Drážkované	Oc	4.8	Zn		24862	6-56
M	Drážkované	Oc	4.8	Zn	with nut	24874	6-56

6

24862 Šroub s plochou kulovou hlavou s dvojitou drážkou H01X

Závit Metrický závit
Materiál Ocel
Třída 4.8
Povrchová úprava Pozinkované

RoHS



d x L	✉	Kód výrobku	d x L	✉	Kód výrobku	d x L	✉	Kód výrobku
M4X10	500	24862.040.010	M6X10	200	24862.060.010			
M4X16	500	24862.040.016	M6X12	200	24862.060.012	M8X16	200	24862.080.016
M4X20	500	24862.040.020	M6X16	200	24862.060.016	M8X20	100	24862.080.020
M4X25	500	24862.040.025	M6X20	200	24862.060.020	M8X25	100	24862.080.025
M4X30	500	24862.040.030	M6X25	200	24862.060.025	M8X30	100	24862.080.030
			M6X30	200	24862.060.030	M8X35	200	24862.080.035
M5X10	500	24862.050.010	M6X40	100	24862.060.040	M8X40	100	24862.080.040
M5X16	500	24862.050.016	M6X50	100	24862.060.050	M8X50	100	24862.080.050
M5X20	500	24862.050.020	M6X60	100	24862.060.060			
M5X25	200	24862.050.025	M6X70	100	24862.060.070	M10X50	100	24862.100.050
M5X30	200	24862.050.030	M6X100	100	24862.060.100	M10X60	50	24862.100.060

24874 Šroub s plochou kulovou hlavou s dvojitou drážkou a šestihrannou maticí H01X

Závit Metrický závit
Materiál Ocel
Třída 4.8
Povrchová úprava Pozinkované

RoHS

d x L	✉	Kód výrobku	d x L	✉	Kód výrobku	d x L	✉	Kód výrobku
M4X16	500	24874.040.016	M6X10	200	24874.060.010	M8X20	200	24874.080.020
M4X20	500	24874.040.020	M6X12	200	24874.060.012	M8X25	200	24874.080.025
M4X25	500	24874.040.025	M6X16	200	24874.060.016	M8X30	200	24874.080.030
M4X30	500	24874.040.030	M6X20	200	24874.060.020	M8X35	100	24874.080.035
M4X35	200	24874.040.035	M6X25	200	24874.060.025	M8X40	100	24874.080.040
M4X40	200	24874.040.040	M6X30	200	24874.060.030	M8X45	100	24874.080.045
M4X50	200	24874.040.050	M6X35	200	24874.060.035	M8X50	100	24874.080.050
			M6X40	200	24874.060.040	M8X60	100	24874.080.060
M5X16	200	24874.050.016	M6X45	100	24874.060.045	M8X70	100	24874.080.070
M5X20	200	24874.050.020	M6X50	100	24874.060.050	M8X80	100	24874.080.080
M5X25	200	24874.050.025	M6X60	100	24874.060.060	M8X100	100	24874.080.100
M5X30	200	24874.050.030	M6X70	100	24874.060.070			
M5X35	200	24874.050.035	M6X80	100	24874.060.080	M10X30	100	24874.100.030
M5X40	200	24874.050.040	M6X100	100	24874.060.100	M10X40	100	24874.100.040
M5X50	200	24874.050.050				M10X50	100	24874.100.050
M5X60	200	24874.050.060	M8X16	200	24874.080.016	M10X60	50	24874.100.060

Závitořezný šroub s válcovou vypouklou s křížovou drážkou

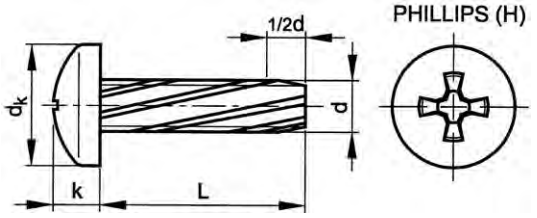

DIN 7516 AE-H



Technické údaje

d	d_k	k	P	Vrták ø (H11)	Čís. křížové drážky
M3	6	2.4	0.5	2.7	1
M4	8	3.1	0.7	3.6	2
M5	10	3.8	0.8	4.5	2
M6	12	4.6	1	5.5	3

- Vrták ø (H11) = Dané průměry vrtání jsou směrodatné pro materiály střední pevnosti.
- Pro obrobky s tenkou stěnou nebo obrobky z měkkých materiálů můžete zvolit menší průměr předvrtání, pro obrobky se silnější stěnou nebo obrobky z tvrdých materiálů větší průměr předvrtání.
- Doporučujeme vám stanovit přesný průměr na základě zkoušek.
- Hloubka záběru by neměla přesáhnout 2 d.

27100 **Závitořezný šroub s válcovou vypouklou s křížovou drážkou Phillips** **J04A**

Závit Metrický závit
Materiál Ocel
Povrchová úprava Pozinkované

RoHS



d x L	✉	Kód výrobku	d x L	✉	Kód výrobku	d x L	✉	Kód výrobku
M3X6	2000	27100.030.006	M4X16	2000	27100.040.016	M5X30	500	27100.050.030
M3X8	2000	27100.030.008	M4X20	1000	27100.040.020			
M3X10	2000	27100.030.010	M4X25	1000	27100.040.025	M6X12	1000	27100.060.012
M3X12	2000	27100.030.012				M6X16	500	27100.060.016
M3X16	2000	27100.030.016	M5X10	2000	27100.050.010	M6X20	500	27100.060.020
			M5X12	1000	27100.050.012	M6X25	500	27100.060.025
M4X8	2000	27100.040.008	M5X16	1000	27100.050.016	M6X30	500	27100.060.030
M4X10	2000	27100.040.010	M5X20	500	27100.050.020	M6X35	250	27100.060.035
M4X12	2000	27100.040.012	M5X25	500	27100.050.025			

- UPOZORNĚNÍ: Elektrolytické pokovení těchto produktů může způsobit vodíkovou křehkost.

Závitořezný šroub se zápustnou hlavou čočkovitou s křížovou drážkou

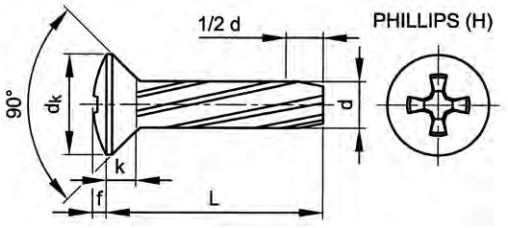

DIN 7516 EE-H



Technické údaje

d	d_k	f ≈	k (max.)	P	Vrták ø (H11)	Čís. křížové drážky
M4	7.5	1	2.2	0.7	3.6	2
M5	9.2	1.25	2.5	0.8	4.5	2
M6	11	1.5	3	1	5.5	3

- Vrták ø (H11) = Dané průměry vrtání jsou směrodatné pro materiály střední pevnosti.
- Pro obrobky s tenkou stěnou nebo obrobky z měkkých materiálů můžete zvolit menší průměr předvrtání, pro obrobky se silnější stěnou nebo obrobky z tvrdých materiálů větší průměr předvrtání.
- Doporučujeme vám stanovit přesný průměr na základě zkoušek.
- Hloubka záběru by neměla přesáhnout 2 d.

27180 Závitořezný šroub se zápustnou hlavou čočkovitou s křížovou drážkou Phillips **J04A**

Závit	Metrický závit
Materiál	Ocel
Povrchová úprava	Pozinkované

RoHS

d x L	✉	Kód výrobku	d x L	✉	Kód výrobku	d x L	✉	Kód výrobku
M4X10	2000	27180.040.010						
M4X12	2000	27180.040.012	M5X16	1000	27180.050.016	M6X25	500	27180.060.025
M4X16	2000	27180.040.016	M5X20	500	27180.050.020	M6X30	500	27180.060.030
M4X20	1000	27180.040.020	M5X25	500	27180.050.025	M6X35	250	27180.060.035
M4X25	1000	27180.040.025	M5X30	500	27180.050.030			

- UPOZORNĚNÍ: Elektrolytické pokovení těchto produktů může způsobit vodíkovou křehkost.

Závitořezný šroub se zápustnou hlavou s křížovou drážkou

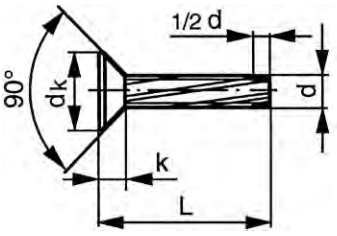

PHILLIPS(H) DIN 7516 DE-H



Technické údaje

d	d_k	k (max.)	P	Vrták ø (H11)	Čís. křížové drážky
M3	5.5	1.65	0.5	2.7	1
M4	8.4	2.7	0.7	3.6	2
M5	9.3	2.7	0.8	4.5	2
M6	11.3	3.3	1	5.5	3

- Vrták ø (H11) = Dané průměry vrtání jsou směrodatné pro materiály střední pevnosti.
- Pro obrobky s tenkou stěnou nebo obrobky z měkkých materiálů můžete zvolit menší průměr předvrtání, pro obrobky se silnější stěnou nebo obrobky z tvrdých materiálů větší průměr předvrtání.
- Doporučujeme vám stanovit přesný průměr na základě zkoušek.
- Hloubka záběru by neměla přesáhnout 2 d.

27160 **Závitořezný šroub se zápustnou hlavou s křížovou drážkou Phillips** **J04A**

Závit Metrický závit
Materiál Ocel
Povrchová úprava Pozinkované

RoHS

d x L	✉	Kód výrobku	d x L	✉	Kód výrobku	d x L	✉	Kód výrobku
M3X10	2000	27160.030.010	M4X25	1000	27160.040.025			
M3X12	2000	27160.030.012	M4X30	1000	27160.040.030	M6X16	500	27160.060.016
M3X16	2000	27160.030.016				M6X20	500	27160.060.020
M3X20	2000	27160.030.020	M5X10	1000	27160.050.010	M6X25	500	27160.060.025
			M5X12	1000	27160.050.012	M6X30	500	27160.060.030
M4X10	2000	27160.040.010	M5X16	1000	27160.050.016	M6X35	250	27160.060.035
M4X12	2000	27160.040.012	M5X20	500	27160.050.020	M6X40	250	27160.060.040
M4X16	2000	27160.040.016	M5X25	500	27160.050.025			
M4X20	1000	27160.040.020	M5X30	500	27160.050.030			

- UPOZORNĚNÍ: Elektrolytické pokovení těchto produktů může způsobit vodíkovou křehkost.

Závitořezný šroub se šestihrannou hlavou

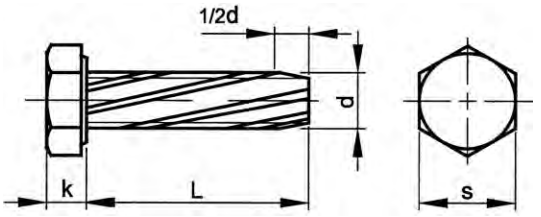

DIN 7513 A



Technické údaje

d	k	P	s	Vrták ø (H11)
M5	3.5	0.8	8	4.5
M6	4	1	10	5.5
M8	5.3	1.25	13	7.4

- Vrták ø (H11) = Dané průměry vrtání jsou směrodatné pro materiály střední pevnosti.
- Pro obrobky s tenkou stěnou nebo obrobky z měkkých materiálů můžete zvolit menší průměr předvrtání, pro obrobky se silnější stěnou nebo obrobky z tvrdých materiálů větší průměr předvrtání.
- Doporučujeme vám stanovit přesný průměr na základě zkoušek.
- Hloubka záběru by neměla přesáhnout 2 d.

27010 Závitořezný šroub se šestihrannou hlavou **J04A**

Závit	Metrický závit
Materiál	Ocel
Povrchová úprava	Pozinkované

RoHS

6

d x L	✉	Kód výrobku	d x L	✉	Kód výrobku	d x L	✉	Kód výrobku
M5X10	2000	27010.050.010	M6X16	500	27010.060.016	M8X16	500	27010.080.016
M5X12	1000	27010.050.012	M6X20	500	27010.060.020	M8X20	250	27010.080.020
M5X16	1000	27010.050.016	M6X25	500	27010.060.025	M8X25	250	27010.080.025
M5X20	500	27010.050.020	M6X30	500	27010.060.030	M8X30	250	27010.080.030
M5X25	500	27010.050.025	M6X35	250	27010.060.035	M8X35	250	27010.080.035
						M8X40	200	27010.080.040
M6X12	1000	27010.060.012						

- UPOZORNĚNÍ: Elektrolytické pokovení těchto produktů může způsobit vodíkovou křehkost.

Závitořezný šroub se zápustnou hlavou s T-hvězdicí

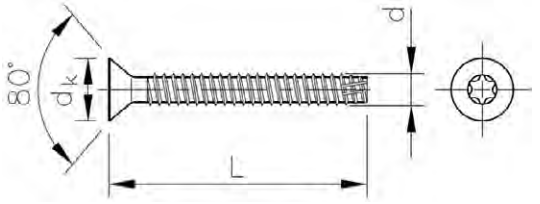



Technické údaje

d	d_k	Drážka	Vrták ø	Závitů na palec
U6.3 (1/4)	12	T30	5.6	20

- Dané průměry vrtání jsou směrodatné pro materiály střední pevnosti.
- Pro obrobky s tenkou stěnou nebo obrobky z měkkých materiálů můžete zvolit menší průměr předvrtání, pro obrobky se silnější stěnou nebo obrobky z tvrdých materiálů větší průměr předvrtání.
- Doporučujeme vám stanovit přesný průměr na základě zkoušek.

31290 Závitořezný šroub se zápustnou hlavou s T-hvězdicí **J10A**

Závit Unified National Coarse
Materiál Ocel
Povrchová úprava Pozinkované

d x L	✉	Kód výrobku	d x L	✉	Kód výrobku	d x L	✉	Kód výrobku
6,3X38MM	1000	31290.063.038	6,3X65MM	500	31290.063.065	6,3X80MM	500	31290.063.080
6,3X50MM	1000	31290.063.050						

TAPTITE 2000® Závitotvorné šrouby a vruty

Obecně
Dhky specifickému trojúhelnhkovému (trilobulárnhmu) průřezu a hladkému povrchu vytvářh závitotvorné šrouby a vruty TAPTITE samy bez vzniku pilin vnitřnh závit do stěny předem vyvrtaného nebo vysekaného otvoru; odpadá vyřezávánh závitu a nedocházh ke vzniku nežádouchch a někdy nepřhpustných pilin. *TAPTITE 2000®* se kromě prokázaných výhod svých předchůdců standardnh řady může pochlubit novým inovativnhm vylepšenhm závitu: Radius Profile™ Výsledkem je nová generace spojovachch materiálů s vynikajhchmi mechanickými, montážnhmi a ergonomickými vlastnostmi, které ještě nebyly překonány žádnou jinou technologih.

Použití
Závitotvorné šrouby a vruty *TAPTITE 2000®* lze použht na všechny tvárné kovy do 500 N/mm2 nebo 150 HB.

Zatížení
Dhky vytvrzenh materiálu zastudena, nepřerušené struktuře vláken a plnému bočnhmu přesahu může spojenh značně nabýt na shle, většinou lze vystačit i s menšhmi rozměry než při použith předřezávaného závitu, což vede k tomu, že je konstrukce lehčh.Tento speciálnh Radius Profile™ navhc umožňuje použht při šroubovánh nhzký kroutich moment, zathmco hodnoty předphnach a tažné shly se zvýšily, což zvyšuje bezpečnost montáže.

Jištění
Dhky vroubkům na bočnhch stranách závitu je spojenh samojisthch; nenh tedy třeba použhvat žádné dalšh jistich prvky.

Vytvořený závit
Závitotvorné šrouby a vruty *TAPTITE 2000®* vytvářh normálnh ISO-metrické závity, do kterých mohou být našroubovány i jiné metrické spojovach materiály s běžnou toleranch 6h (podle ISO 965).

Šroubení, tvar hlavy a délka šroubu
Je možné použht všechny běžné způsoby šroubenh a tvary hlav. Stejně tak lze použht ozubenh pod hlavou, barvu, kloboučky těsněnh nebo předem nanesené lepidlo či těsněnh. Délka konického konce šroubu této nové generace závitotvorných šroubů a vrutů *TAPTITE 2000®* byla zkrácena na cca 2 – 2,5 P (dřhve max. 4P).

Materiál a povrchová úprava
Závitotvorné vruty a šrouby *TAPTITE 2000®* jsou vyrobeny z kalené oceli a povrchově tvrzené (min. 450 HV0,3), zathmco jejich jádro přesto zůstalo houževnaté (300-350 HV10). Vruty/šrouby jsou standardně elektrolyticky pozinkované bez přhtomnosti Cr6+.Jsou možné i jiné povrchové úpravy a materiály.

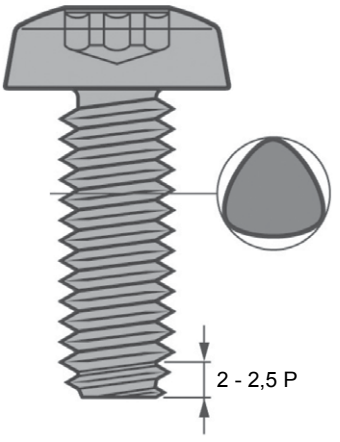

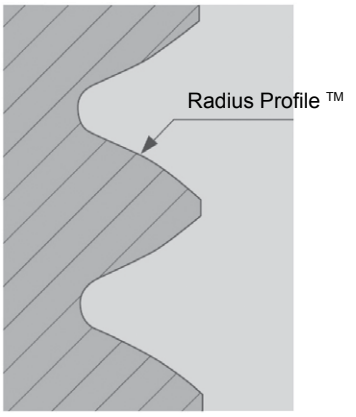

Orientační hodnoty pro závitotvorné vruty a šrouby TAPTITE 2000®(1)

d	M2,5	M3	M3,5	M4	M5	M6	M8
Kroutící moment pro šroubování (Nm)	0,4	0,8	1,3	2,0	3,2	6,4	16,0
Utahovací moment max. (Nm)	0,8	1,5	2,5	3,7	7,0	12,0	30,0
Kroutící moment pro povolení min. (Nm) (zašroubovaného vrutu/šroubu)	1,2	2,0	3,3	4,8	10,0	16,0	41,0
Předpínací síla při montáži (kN)	---	1,9	2,6	3,4	5,6	7,8	15,0

(1) Uvedené hodnoty plath pro ocel St 37 při šroubovach délce 1 x průměr závitu

TAPTITE 2000® je registrovaná značka společnosti Conti Fasteners AG

Závitotvorný šroub se šestihrannou hlavou a nákružkem

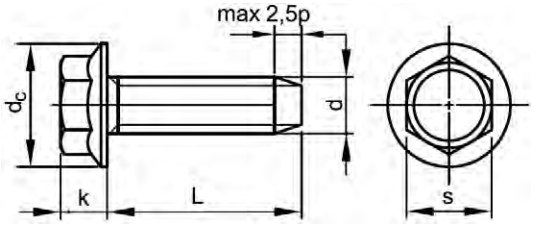

DIN **≈7500**

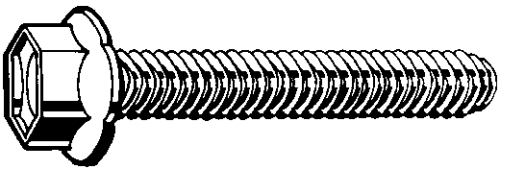

Technické údaje

d	d_c (max.)	k (max.)	P	s
M3	6.9	2.58	0.5	5.5
M4	8.9	3.58	0.7	7
M5	10.4	4.45	0.8	8
M6	13	5.2	1	10
M8	17	7	1.25	13

- Nominální délka (L) je s tolerancí js15.

67020 **TAPTITE 2000® Závitotvorný šroub se šestihrannou hlavou a nákružkem** **J05A**

Závit Metrický závit
Materiál Ocel
Povrchová úprava Pozinkované

d x L	✉	Kód výrobku	d x L	✉	Kód výrobku	d x L	✉	Kód výrobku
M3X10	1000	67020.030.010	M5X8	500	67020.050.008	M6X16	500	67020.060.016
			M5X10	500	67020.050.010	M6X20	500	67020.060.020
M4X6	1000	67020.040.006	M5X12	500	67020.050.012	M6X25	500	67020.060.025
M4X8	1000	67020.040.008	M5X16	500	67020.050.016	M6X30	500	67020.060.030
M4X10	1000	67020.040.010	M5X20	500	67020.050.020			
M4X12	1000	67020.040.012				M8X15	500	67020.080.015
M4X16	1000	67020.040.016	M6X10	500	67020.060.010	M8X20	500	67020.080.020
			M6X12	500	67020.060.012	M8X25	500	67020.080.025

- UPOZORNĚNÍ: Elektrolytické pokovení těchto produktů může způsobit vodíkovou křehkost.

Závitotvorný šroub se zápustnou hlavou s Torx®

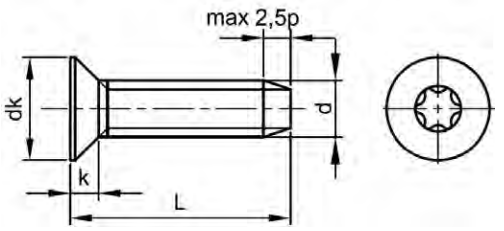

DIN **≈7500-1**

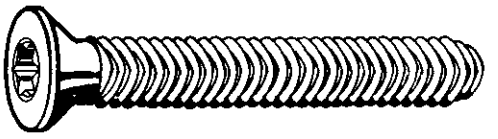

Technické údaje

d	d_k	k (max.)	P	Čís. Torx®
M3	5.6	1.65	0.5	10
M4	7.5	2.2	0.7	20
M5	9.2	2.5	0.8	25
M6	11	3	1	30
M8	14.5	4	1.25	40

- Nominální délka (L) je s tolerancí js15.

67080 **TAPTITE 2000® Závitotvorný šroub se zápustnou hlavou s Torx®** **J05A**

Závit Metrický závit
Materiál Ocel
Povrchová úprava Pozinkované

d x L	✉	Kód výrobku	d x L	✉	Kód výrobku	d x L	✉	Kód výrobku
M3X8	1000	67080.030.008	M4X25	1000	67080.040.025	M6X16	500	67080.060.016
M3X10	1000	67080.030.010				M6X20	500	67080.060.020
M3X12	1000	67080.030.012	M5X10	500	67080.050.010	M6X25	500	67080.060.025
M3X16	1000	67080.030.016	M5X12	500	67080.050.012	M6X30	500	67080.060.030
			M5X16	500	67080.050.016	M6X40	500	67080.060.040
M4X10	1000	67080.040.010	M5X20	500	67080.050.020			
M4X12	1000	67080.040.012	M5X25	500	67080.050.025	M8X40	500	67080.080.040
M4X16	1000	67080.040.016	M5X30	500	67080.050.030			
M4X20	1000	67080.040.020						

- UPOZORNĚNÍ: Elektrolytické pokovení těchto produktů může způsobit vodíkovou křehkost.

Závitotvorný šroub s válcovou vypouklou hlavou s Torx®

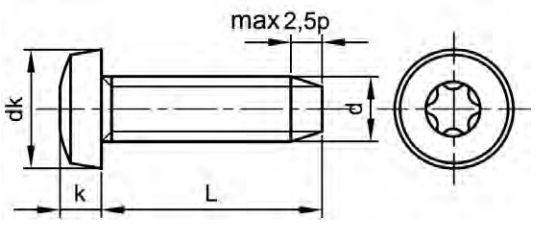

DIN **≈7500-1**

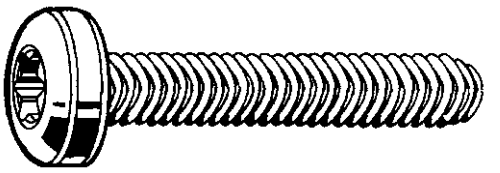

Technické údaje

d	d_k	k (max.)	P	Čís. Torx®
M2.5	5	2.12	0.45	8
M3	6	2.52	0.5	10
M3.5	7	2.82	0.6	15
M4	8	3.25	0.7	20
M5	10	3.95	0.8	25
M6	12	4.75	1	30

- Nominální délka (L) je s tolerancí js15.

67155 **TAPTITE 2000® Závitotvorný šroub s válcovou vypouklou hlavou s Torx®** **J05A**

Závit Metrický závit
Materiál Ocel
Povrchová úprava Pozinkované

d x L	✉	Kód výrobku	d x L	✉	Kód výrobku	d x L	✉	Kód výrobku
M2,5X16	1000	67155.025.016				M5X12	500	67155.050.012
			M4X6	1000	67155.040.006	M5X16	500	67155.050.016
M3X6	1000	67155.030.006	M4X8	1000	67155.040.008	M5X20	500	67155.050.020
M3X8	1000	67155.030.008	M4X10	1000	67155.040.010	M5X25	500	67155.050.025
M3X10	1000	67155.030.010	M4X12	1000	67155.040.012	M5X30	500	67155.050.030
M3X12	1000	67155.030.012	M4X16	1000	67155.040.016			
M3X16	1000	67155.030.016	M4X20	1000	67155.040.020	M6X10	500	67155.060.010
M3X20	1000	67155.030.020	M4X25	1000	67155.040.025	M6X12	500	67155.060.012
M3X25	1000	67155.030.025	M4X30	1000	67155.040.030	M6X16	500	67155.060.016
						M6X20	500	67155.060.020
M3,5X8	1000	67155.035.008	M5X8	500	67155.050.008	M6X30	500	67155.060.030
M3,5X12	1000	67155.035.012	M5X10	500	67155.050.010			

- UPOZORNĚNÍ: Elektrolytické pokovení těchto produktů může způsobit vodíkovou křehkost.

Závitotvorný šroub s válcovou vypouklou hlavou s Pozidriv

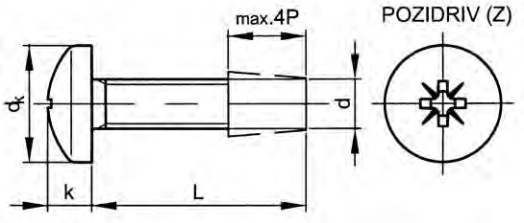

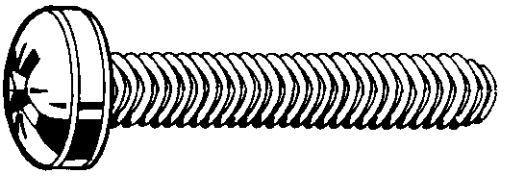

Technické údaje

d	d_k (max.)	k (max.)	P	Čís. křížové drážky
M2.5	4.6	1.96	0.45	1
M3	4.7	1.96	0.5	1
M4	7.64	2.92	0.7	2
M5	9.14	3.52	0.8	3
M6	11.57	4.3	1	3

51330 **Závitotvorný šroub s válcovou vypouklou hlavou s křížovou drážkou Pozidriv** **R01A**

Závit Metrický závit
Materiál Nerezocel A2

6

d x L	✉	Kód výrobku	d x L	✉	Kód výrobku	d x L	✉	Kód výrobku
M2,5X5*	1000	51330.025.005	M3X20*	1000	51330.030.020	M5X10*	500	51330.050.010
M2,5X6*	1000	51330.025.006				M5X12*	500	51330.050.012
M2,5X8*	1000	51330.025.008	M4X6*	1000	51330.040.006	M5X16*	500	51330.050.016
M2,5X10*	1000	51330.025.010	M4X8*	1000	51330.040.008	M5X20*	500	51330.050.020
			M4X10*	1000	51330.040.010			
M3X5*	1000	51330.030.005	M4X12*	1000	51330.040.012	M6X10*	500	51330.060.010
M3X6*	1000	51330.030.006	M4X16*	1000	51330.040.016	M6X12*	500	51330.060.012
M3X8*	1000	51330.030.008	M4X20*	1000	51330.040.020	M6X16*	500	51330.060.016
M3X10*	1000	51330.030.010				M6X20*	500	51330.060.020
M3X12*	1000	51330.030.012	M5X8*	500	51330.050.008	M6X25*	500	51330.060.025
M3X16*	1000	51330.030.016						

Závitotvorný šroub s válcovou vypouklou hlavou s T-hvězdicí

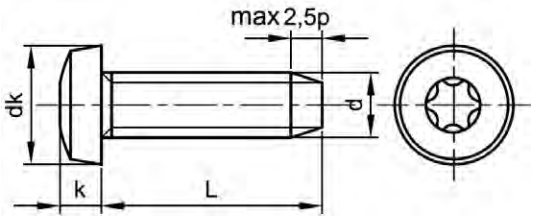

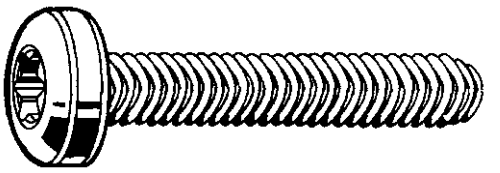

Technické údaje

d	d_k (max.)	Drážka	k (max.)	P
M2.5	5	T8	2.1	0.45
M3	5.6	T10	2.4	0.5
M4	8	T20	3.1	0.7
M5	9.5	T25	3.7	0.8
M6	12	T30	4.6	1

51327 **Závitotvorný šroub s válcovou vypouklou hlavou s T-hvězdicí** **R01A**

Závit Metrický závit
Materiál Nerezocel A2

d x L	✉	Kód výrobku	d x L	✉	Kód výrobku	d x L	✉	Kód výrobku
M2,5X4*	1000	51327.025.004	M3X20*	1000	51327.030.020	M5X12*	500	51327.050.012
M2,5X5*	1000	51327.025.005				M5X16*	500	51327.050.016
M2,5X6*	1000	51327.025.006	M4X6*	1000	51327.040.006	M5X20*	500	51327.050.020
M2,5X8*	1000	51327.025.008	M4X8	1000	51327.040.008	M5X25*	500	51327.050.025
M2,5X10*	1000	51327.025.010	M4X10*	1000	51327.040.010			
			M4X12*	1000	51327.040.012	M6X8*	500	51327.060.008
M3X5*	1000	51327.030.005	M4X16*	1000	51327.040.016	M6X10*	500	51327.060.010
M3X6*	1000	51327.030.006	M4X20*	1000	51327.040.020	M6X12*	500	51327.060.012
M3X8*	1000	51327.030.008	M4X25*	1000	51327.040.025	M6X16*	500	51327.060.016
M3X10*	1000	51327.030.010				M6X20*	500	51327.060.020
M3X12*	1000	51327.030.012	M5X8*	500	51327.050.008	M6X25*	500	51327.060.025
M3X16*	1000	51327.030.016	M5X10*	500	51327.050.010			

Závitotvorný šroub se zápustnou hlavou s Pozidriv

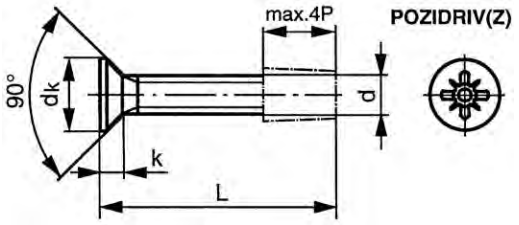

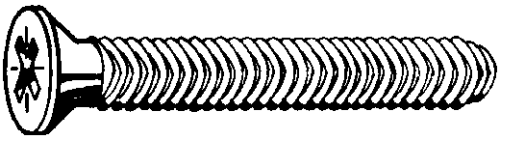

Technické údaje

d	d_k (max.)	k (max.)	P	Čís. křížové drážky
M2.5	4.4	1.5	0.45	1
M3	5.2	1.65	0.5	1
M4	8	2.7	0.7	2
M5	8.9	2.7	0.8	2

51331 **Závitotvorný šroub se zápustnou hlavou s Pozidriv** **R01A**

Závit Metrický závit
Materiál Nerezocel A2

6

d x L	✉	Kód výrobku	d x L	✉	Kód výrobku	d x L	✉	Kód výrobku
M2,5X5*	1000	51331.025.005	M3X12*	1000	51331.030.012			
M2,5X6*	1000	51331.025.006				M5X10*	500	51331.050.010
M2,5X8*	1000	51331.025.008	M4X8*	1000	51331.040.008	M5X12	500	51331.050.012
M2,5X10*	1000	51331.025.010	M4X10*	1000	51331.040.010	M5X16*	500	51331.050.016
			M4X12*	1000	51331.040.012	M5X20*	500	51331.050.020
M3X6*	1000	51331.030.006	M4X16*	1000	51331.040.016	M5X25*	500	51331.050.025
M3X8*	1000	51331.030.008	M4X20*	1000	51331.040.020	M5X30*	500	51331.050.030
M3X10*	1000	51331.030.010						

Závitotvorný šroub se zápustnou hlavou s T-hvězdicí

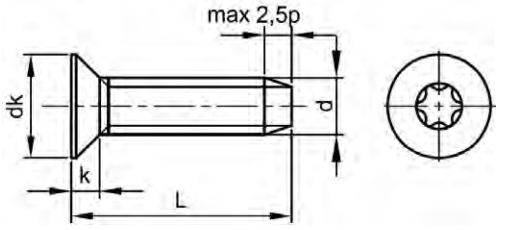

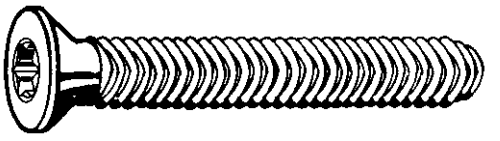

Technické údaje

d	d_k (max.)	Drážka	k (max.)	P
M2.5	5	T8	2.1	0.45
M3	5	T8	2.1	0.45
M4	5	T8	2.1	0.45
M5	5	T8	2.1	0.45

51329 **Závitotvorný šroub se zápustnou hlavou s T-hvězdicí** **R01A**

Závit Metrický závit
Materiál Nerezocel A2

d x L	✉	Kód výrobku	d x L	✉	Kód výrobku	d x L	✉	Kód výrobku
M2,5X5*	1000	51329.025.005	M3X10*	1000	51329.030.010			
M2,5X6*	1000	51329.025.006	M3X12*	1000	51329.030.012	M5X10*	500	51329.050.010
M2,5X8*	1000	51329.025.008				M5X12*	500	51329.050.012
M2,5X10*	1000	51329.025.010	M4X8*	1000	51329.040.008	M5X16*	500	51329.050.016
M2,5X12*	1000	51329.025.012	M4X10*	1000	51329.040.010	M5X20*	500	51329.050.020
			M4X12*	1000	51329.040.012	M5X25*	500	51329.050.025
M3X6*	1000	51329.030.006	M4X16*	1000	51329.040.016	M5X30*	500	51329.050.030
M3X8*	1000	51329.030.008	M4X20*	1000	51329.040.020			

REMFORM® Závitotvorné vruty do plastů

Specifické vlastnosti závitotvorných vrutů do plastů REMFORM®

- Ideální řešení pro spojování a upevňování všech druhů umělých hmot (termoplasty nebo elastomery)
- Vrcholový úhel závitu pouze 8°
- Asymetrická geometrie závitu, díky které nosná plocha umělou hmotou během montáže hladce proniká, což má za následek
  - méně vyvrtané umělé hmoty
  - nižší krouticí moment
  - hlubší hloubku profilu
  - vysokou přilnavost a tedy větší odolnost
  - nižší riziko prasknutí umělé hmoty
  - použití do tenkostěnných profilů
- Standardní provedení
  - ve třídě pevnosti 9.8
  - elektrolyticky pozinkováno bez přítomnosti Cr^{6+}
  - jsou možné i jiné materiály a povrchové úpravy
- Díky vroubkům na bočních stranách závitu je spojení samojistící

REMFORM® detail závitu

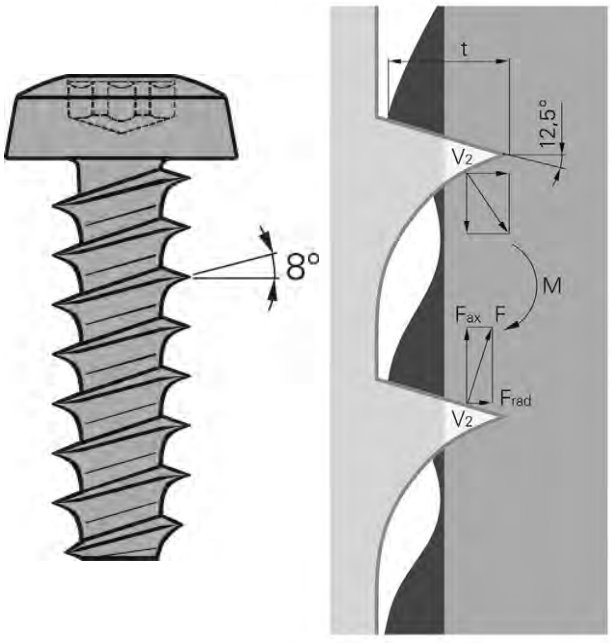

Závitotvorný šroub s válcovou vypouklou hlavou s křížovou drážkou

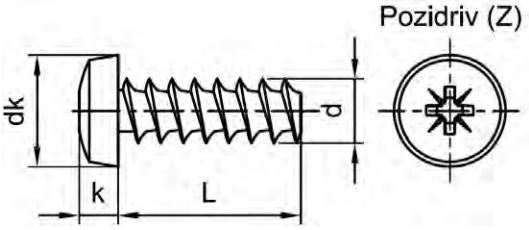

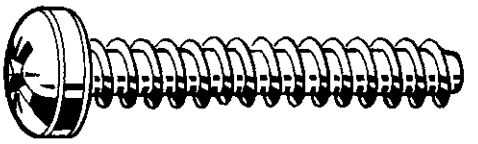

Technické údaje

d (nom.)	d_k (max.)	k (max.)	Čís. křížové drážky
2.2	4.0	1.6	1
2.5	4.4	1.7	1
3.0	5.3	2.0	1
3.5	6.1	2.5	2
4.0	7.0	2.7	2
5.0	8.8	3.4	2
6.0	10.5	4.0	3

67551 REMFORM® Závitotvorný šroub s válcovou vypouklou hlavou s křížovou drážkou Pozidriv **J05A**

Závit REMFORM®
Materiál Ocel
Povrchová úprava Pozinkované

d (nom.) x L	✉	Kód výrobku	d (nom.) x L	✉	Kód výrobku	d (nom.) x L	✉	Kód výrobku
2,2X6MM	200	67551.022.006	3X10MM	200	67551.030.010	4X14MM	200	67551.040.014
2,2X8MM	200	67551.022.008	3X12MM	200	67551.030.012	4X16MM	200	67551.040.016
2,2X10MM	200	67551.022.010	3X16MM	200	67551.030.016	4X20MM	200	67551.040.020
			3X20MM	200	67551.030.020	4X40MM	200	67551.040.040
2,5X6MM	200	67551.025.006						
2,5X8MM	200	67551.025.008	3,5X10MM	200	67551.035.010	5X16MM	200	67551.050.016
2,5X10MM	200	67551.025.010	3,5X12MM	200	67551.035.012	5X20MM	200	67551.050.020
2,5X12MM	200	67551.025.012	3,5X16MM	200	67551.035.016	5X25MM	200	67551.050.025
2,5X16MM	200	67551.025.016	3,5X25MM	200	67551.035.025	5X30MM	200	67551.050.030
						5X40MM	200	67551.050.040
3X6MM	200	67551.030.006	4X10MM	200	67551.040.010			
3X8MM	200	67551.030.008	4X12MM	200	67551.040.012	6X20MM	200	67551.060.020

- UPOZORNĚNÍ: Elektrolytické pokovení těchto produktů může způsobit vodíkovou křehkost.

Závitotvorný šroub s válcovou vypouklou hlavou s Torx®

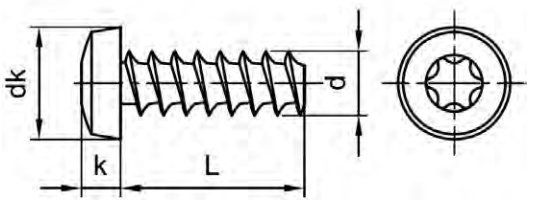

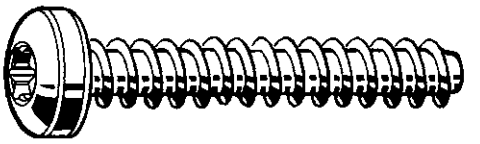

Technické údaje

d (nom.)	d_k (max.)	k (max.)	Čís. Torx®
3.0	5.3	2.0	T10
4.0	7.0	2.7	T20

67552 REMFORM® Závitotvorný šroub s válcovou vypouklou hlavou s Torx® J05A

Závit REMFORM®
Materiál Ocel
Povrchová úprava Pozinkované

d (nom.) x L	✉	Kód výrobku	d (nom.) x L	✉	Kód výrobku	d (nom.) x L	✉	Kód výrobku
3X8MM	200	67552.030.008	4X12MM	200	67552.040.012	4X16MM	200	67552.040.016
3X10MM	200	67552.030.010	4X14MM	200	67552.040.014	4X20MM	200	67552.040.020

- UPOZORNĚNÍ: Elektrolytické pokovení těchto produktů může způsobit vodíkovou křehkost.

Závitotvorný šroub s půlkulovou hlavou s nákružkem s křížovou drážkou

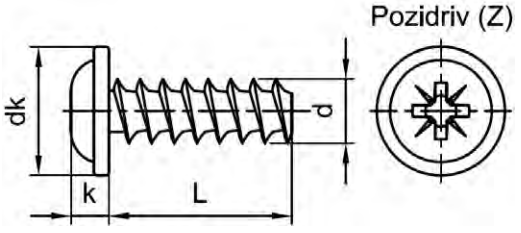

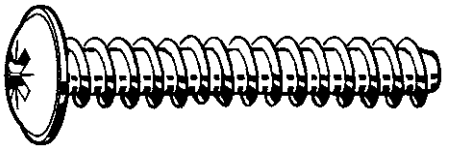

Technické údaje

d (nom.)	d_k (max.)	k (max.)	Čís. křížové drážky
2.5	5	1.7	1
3.0	6	2	1
3.5	7	2.4	2
4.0	8	2.5	2

67553 REMFORM® Závitotvorný šroub s půlkulovou hlavou s nákružkem s křížovou drážkou Pozidriv J05A

Závit REMFORM®
Materiál Ocel
Povrchová úprava Pozinkované

d (nom.) x L	✉	Kód výrobku	d (nom.) x L	✉	Kód výrobku	d (nom.) x L	✉	Kód výrobku
2,5X8MM	200	67553.025.008						
			3,5X12MM	200	67553.035.012	4X10MM	200	67553.040.010
3X8MM	200	67553.030.008	3,5X16MM	200	67553.035.016	4X12MM	200	67553.040.012
3X10MM	200	67553.030.010	3,5X20MM	200	67553.035.020	4X16MM	200	67553.040.016

- UPOZORNĚNÍ: Elektrolytické pokovení těchto produktů může způsobit vodíkovou křehkost.

Vrut s oblou hlavou se závitem pro termoplasty

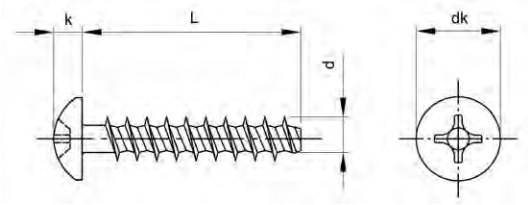

Technické údaje

d	d_k	k	Čís. křížové drážky
3	5.6	2.2	1
3.5	6.5	2.55	2
4	7.5	2.7	2

51798 **Vrut s oblou hlavou se závitem pro termoplasty** **R03A**

Závit Forming thread for plastics
Materiál Nerezocel A2

RoHS

6

d x L	✉	Kód výrobku	d x L	✉	Kód výrobku	d x L	✉	Kód výrobku
3,0X8MM*	500	51798.030.008	3,5X8MM*	500	51798.035.008	4,0X8MM*	500	51798.040.008
3,0X10MM*	500	51798.030.010	3,5X10MM*	500	51798.035.010	4,0X10MM*	500	51798.040.010
3,0X12MM*	500	51798.030.012	3,5X12MM*	500	51798.035.012	4,0X12MM*	500	51798.040.012
3,0X14MM*	500	51798.030.014	3,5X14MM*	500	51798.035.014	4,0X14MM*	500	51798.040.014
3,0X16MM*	500	51798.030.016	3,5X16MM*	500	51798.035.016	4,0X16MM*	500	51798.040.016
3,0X20MM*	500	51798.030.020	3,5X20MM*	500	51798.035.020	4,0X20MM*	500	51798.040.020
3,0X25MM*	500	51798.030.025	3,5X25MM*	500	51798.035.025	4,0X25MM*	500	51798.040.025

Vrut se zápustnou hlavou se závitem pro termoplasty

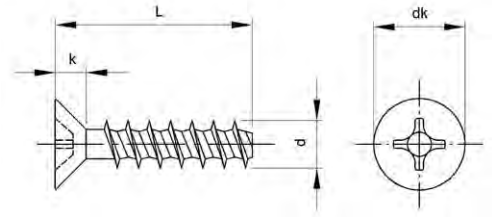

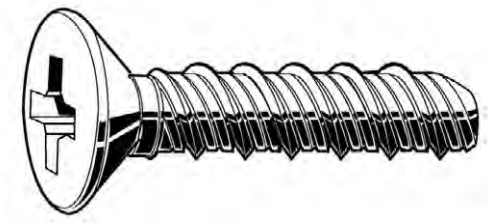

Technické údaje

d	d_k	k	Čís. křížové drážky
3	5.5	2.2	1
3.5	7.3	2.55	2
4	8.4	2.7	2

51801 **Vrut se zápustnou hlavou se závitem pro termoplasty** **R03A**

Závit Forming thread for plastics
Materiál Nerezocel A2

RoHS

d x L	✉	Kód výrobku	d x L	✉	Kód výrobku	d x L	✉	Kód výrobku
3,0X8MM*	500	51801.030.008	3,5X8MM*	500	51801.035.008	4,0X8MM*	500	51801.040.008
3,0X10MM*	500	51801.030.010	3,5X10MM*	500	51801.035.010	4,0X10MM*	500	51801.040.010
3,0X12MM*	500	51801.030.012	3,5X12MM*	500	51801.035.012	4,0X12MM*	500	51801.040.012
3,0X14MM*	500	51801.030.014	3,5X14MM*	500	51801.035.014	4,0X14MM*	500	51801.040.014
3,0X16MM*	500	51801.030.016	3,5X16MM*	500	51801.035.016	4,0X16MM*	500	51801.040.016

Samořezný šroub s nízkou válcovou zaoblenou hlavou s drážkou

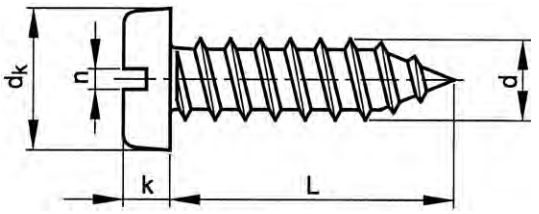

DIN	**7971**
ISO	1481
NF	E25-663
BS	4174

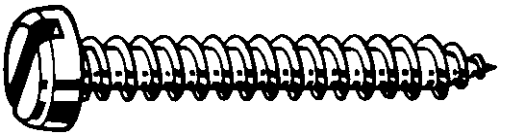

Technické údaje

d	d_k	k	n	P	d	d_k	k	n	P
ST2.2	4.2	1.35	0.6	0.8	**ST4.2**	8.2	2.45	1.2	1.4
ST2.9	5.6	1.75	0.8	1.1	**ST4.8**	9.5	2.8	1.2	1.6
ST3.5	6.9	2.1	1	1.3	**ST5.5**	10.8	3.2	1.6	1.8
ST3.9	7.5	2.25	1	1.4	**ST6.3**	12.5	3.65	1.6	1.8

Skupiny produktů

Závit	Typ drážky	Materiál	Povrchová úprava		Kód	Strana
ST	Drážkované	Oc	Zn		26600	6-73
ST	Drážkované	Oc	Ni.		26000	6-73
ST	Drážkované	NO A2			51600	6-74
ST	Drážkované	Oc	Ni.	bez hrotu	26100	6-74

6

26600 Samořezný šroub s nízkou válcovou zaoblenou hlavou s drážkou — J02A

Závit	Samořezný závit	**DIN**	**7971 C**
Materiál	Ocel	ISO	1481 C
Povrchová úprava	Pozinkované	NF	E25-663 C

d x L	✉	Kód výrobku	d x L	✉	Kód výrobku	d x L	✉	Kód výrobku
ST2,9X6,5MM	200	26600.029.006	ST3,9X22MM	200	26600.039.022	ST4,8X32MM	100	26600.048.032
ST2,9X9,5MM	200	26600.029.009	ST3,9X25MM	200	26600.039.025	ST4,8X38MM	100	26600.048.038
ST2,9X13MM	200	26600.029.013	ST3,9X32MM	200	26600.039.032	ST4,8X45MM	100	26600.048.045
ST2,9X16MM	200	26600.029.016	ST3,9X38MM	200	26600.039.038			
ST2,9X19MM	200	26600.029.019				ST5,5X13MM	200	26600.055.013
ST2,9X22MM	200	26600.029.022	ST4,2X9,5MM	200	26600.042.009	ST5,5X16MM	200	26600.055.016
ST2,9X25MM	200	26600.029.025	ST4,2X13MM	200	26600.042.013	ST5,5X19MM	200	26600.055.019
			ST4,2X16MM	200	26600.042.016	ST5,5X22MM	200	26600.055.022
ST3,5X6,5MM	200	26600.035.006	ST4,2X19MM	200	26600.042.019	ST5,5X25MM	100	26600.055.025
ST3,5X9,5MM	200	26600.035.009	ST4,2X22MM	200	26600.042.022	ST5,5X32MM	100	26600.055.032
ST3,5X13MM	200	26600.035.013	ST4,2X25MM	200	26600.042.025	ST5,5X38MM	100	26600.055.038
ST3,5X16MM	200	26600.035.016	ST4,2X32MM	200	26600.042.032	ST5,5X45MM	100	26600.055.045
ST3,5X19MM	200	26600.035.019	ST4,2X38MM	200	26600.042.038	ST5,5X50MM	100	26600.055.050
ST3,5X22MM	200	26600.035.022	ST4,2X45MM	200	26600.042.045			
ST3,5X25MM	200	26600.035.025	ST4,2X50MM	200	26600.042.050	ST6,3X13MM	100	26600.063.013
ST3,5X32MM	200	26600.035.032				ST6,3X16MM	100	26600.063.016
ST3,5X38MM	200	26600.035.038	ST4,8X9,5MM	200	26600.048.009	ST6,3X19MM	100	26600.063.019
			ST4,8X13MM	200	26600.048.013	ST6,3X25MM	100	26600.063.025
ST3,9X9,5MM	200	26600.039.009	ST4,8X16MM	200	26600.048.016	ST6,3X32MM	100	26600.063.032
ST3,9X13MM	200	26600.039.013	ST4,8X19MM	200	26600.048.019	ST6,3X38MM	100	26600.063.038
ST3,9X16MM	200	26600.039.016	ST4,8X22MM	200	26600.048.022	ST6,3X45MM	100	26600.063.045
ST3,9X19MM	200	26600.039.019	ST4,8X25MM	200	26600.048.025	ST6,3X50MM	100	26600.063.050

- UPOZORNĚNÍ: Elektrolytické pokovení těchto produktů může způsobit vodíkovou křehkost.

26000 Samořezný šroub s nízkou válcovou zaoblenou hlavou s drážkou — J03A

Závit	Samořezný závit	**DIN**	**7971 C**
Materiál	Ocel	ISO	1481 C
Povrchová úprava	Poniklované	NF	E25-663 C

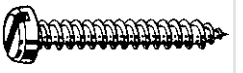

d x L	✉	Kód výrobku	d x L	✉	Kód výrobku	d x L	✉	Kód výrobku
ST2,9X6,5MM	200	26000.029.006	ST3,5X16MM	200	26000.035.016	ST3,9X19MM	200	26000.039.019
ST2,9X9,5MM	200	26000.029.009	ST3,5X19MM	200	26000.035.019	ST3,9X25MM	200	26000.039.025
ST2,9X13MM	200	26000.029.013	ST3,5X25MM	200	26000.035.025	ST3,9X32MM	200	26000.039.032
			ST3,5X32MM	200	26000.035.032	ST3,9X38MM	200	26000.039.038
ST3,5X9,5MM	200	26000.035.009						
ST3,5X13MM	200	26000.035.013	ST3,9X9,5MM	200	26000.039.009	ST4,2X9,5MM	200	26000.042.009

26000 Samořezný šroub s nízkou válcovou zaoblenou hlavou s drážkou

d x L	✉	Kód výrobku	d x L	✉	Kód výrobku	d x L	✉	Kód výrobku
ST4,2X13MM	200	26000.042.013	ST4,8X25MM	200	26000.048.025	ST5,5X25MM	100	26000.055.025
ST4,2X16MM	200	26000.042.016	ST4,8X32MM	100	26000.048.032			
ST4,2X19MM	200	26000.042.019	ST4,8X38MM	100	26000.048.038	ST6,3X13MM	100	26000.063.013
ST4,2X25MM	200	26000.042.025	ST4,8X45MM	100	26000.048.045	ST6,3X16MM	100	26000.063.016
			ST4,8X50MM	100	26000.048.050	ST6,3X19MM	100	26000.063.019
ST4,8X9,5MM	200	26000.048.009				ST6,3X25MM	100	26000.063.025
ST4,8X13MM	200	26000.048.013	ST5,5X13MM	200	26000.055.013	ST6,3X38MM	100	26000.063.038
ST4,8X16MM	200	26000.048.016	ST5,5X16MM	200	26000.055.016			
ST4,8X19MM	200	26000.048.019	ST5,5X19MM	200	26000.055.019			

- UPOZORNĚNÍ: Elektrolytické pokovení těchto produktů může způsobit vodíkovou křehkost.

51600 Samořezný šroub s nízkou válcovou zaoblenou hlavou s drážkou R02A

Závit	Samořezný závit	**DIN**	**7971 C**
Materiál	Nerezocel A2	ISO	1481 C
		NF	E25-663 C

d x L	✉	Kód výrobku	d x L	✉	Kód výrobku	d x L	✉	Kód výrobku
ST2,2X6,5MM*	1000	51600.022.006	ST3,9X13MM	200	51600.039.013	ST4,8X38MM	200	51600.048.038
ST2,2X9,5MM*	1000	51600.022.009	ST3,9X16MM	200	51600.039.016	ST4,8X45MM	200	51600.048.045
ST2,2X13MM*	1000	51600.022.013	ST3,9X19MM	200	51600.039.019	ST4,8X50MM	200	51600.048.050
ST2,2X16MM*	1000	51600.022.016	ST3,9X22MM	200	51600.039.022	ST4,8X60MM	200	51600.048.060
ST2,2X22MM*	1000	51600.022.022	ST3,9X25MM	200	51600.039.025	ST4,8X70MM	200	51600.048.070
ST2,2X25MM*	1000	51600.022.025	ST3,9X32MM	200	51600.039.032			
ST2,2X4,5MM*	1000	51600.022.045	ST3,9X38MM	200	51600.039.038	ST5,5X13MM	200	51600.055.013
						ST5,5X16MM	200	51600.055.016
ST2,9X6,5MM	200	51600.029.006	ST4,2X6,5MM*	1000	51600.042.006	ST5,5X19MM	200	51600.055.019
ST2,9X9,5MM	200	51600.029.009	ST4,2X9,5MM	200	51600.042.009	ST5,5X22MM	200	51600.055.022
ST2,9X13MM	200	51600.029.013	ST4,2X13MM	200	51600.042.013	ST5,5X25MM	200	51600.055.025
ST2,9X16MM	200	51600.029.016	ST4,2X16MM	200	51600.042.016	ST5,5X32MM	100	51600.055.032
ST2,9X19MM	200	51600.029.019	ST4,2X19MM	200	51600.042.019	ST5,5X38MM	100	51600.055.038
ST2,9X22MM	200	51600.029.022	ST4,2X22MM*	1000	51600.042.022	ST5,5X45MM	100	51600.055.045
ST2,9X25MM	200	51600.029.025	ST4,2X25MM	200	51600.042.025	ST5,5X50MM	100	51600.055.050
			ST4,2X32MM	200	51600.042.032	ST5,5X70MM*	200	51600.055.070
ST3,5X6,5MM	200	51600.035.006	ST4,2X38MM	200	51600.042.038			
ST3,5X9,5MM	200	51600.035.009	ST4,2X45MM	200	51600.042.045	ST6,3X13MM	100	51600.063.013
ST3,5X13MM	200	51600.035.013	ST4,2X50MM	200	51600.042.050	ST6,3X16MM	100	51600.063.016
ST3,5X16MM	200	51600.035.016	ST4,2X60MM*	200	51600.042.060	ST6,3X19MM	100	51600.063.019
ST3,5X19MM	200	51600.035.019				ST6,3X22MM	100	51600.063.022
ST3,5X22MM	200	51600.035.022	ST4,8X9,5MM	200	51600.048.009	ST6,3X25MM	100	51600.063.025
ST3,5X25MM	200	51600.035.025	ST4,8X13MM	200	51600.048.013	ST6,3X32MM	100	51600.063.032
ST3,5X32MM	200	51600.035.032	ST4,8X16MM	200	51600.048.016	ST6,3X38MM	100	51600.063.038
ST3,5X38MM	200	51600.035.038	ST4,8X19MM	200	51600.048.019	ST6,3X45MM	100	51600.063.045
			ST4,8X22MM	200	51600.048.022	ST6,3X50MM	100	51600.063.050
ST3,9X6,5MM	200	51600.039.006	ST4,8X25MM	200	51600.048.025	ST6,3X60MM*	200	51600.063.060
ST3,9X9,5MM	200	51600.039.009	ST4,8X32MM	200	51600.048.032	ST6,3X70MM*	200	51600.063.070

26100 Samořezný šroub s nízkou válcovou hlavou s drážkou, bez hrotu J03A

Závit	Samořezný závit	**DIN**	**7971 F**
Materiál	Ocel	ISO	1481 F
Povrchová úprava	Poniklované	NF	E25-663 F



d x L	✉	Kód výrobku	d x L	✉	Kód výrobku	d x L	✉	Kód výrobku
ST2,2X4,5MM	500	26100.022.004	ST2,2X8MM	500	26100.022.008			
ST2,2X6,5MM	500	26100.022.006	ST2,2X9,5MM	500	26100.022.009	ST2,9X6,5MM	500	26100.029.006

- UPOZORNĚNÍ: Elektrolytické pokovení těchto produktů může způsobit vodíkovou křehkost.

Samořezný šroub se zápustnou hlavou s drážkou

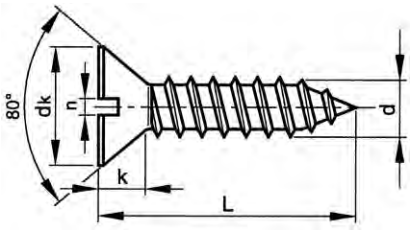

DIN	**7972 C**
ISO	1482 C
NF	E25-660 C
BS	4174

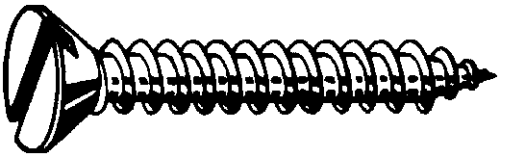

Technické údaje

d	d_k	k ≈	n	P	d	d_k	k ≈	n	P
ST2.2	4.3	1.3	0.6	0.8	**ST4.2**	8.1	2.5	1.2	1.4
ST2.9	5.5	1.7	0.8	1.1	**ST4.8**	9.5	3	1.2	1.6
ST3.5	6.8	2.1	1	1.3	**ST5.5**	10.8	3.4	1.6	1.8
ST3.9	7.5	2.3	1	1.4	**ST6.3**	12.4	3.8	1.6	1.8

Skupiny produktů

Závit	Typ drážky	Materiál	Povrchová úprava	Kód	Strana
ST	Drážkované	Oc	Zn	26620	6-75
ST	Drážkované	NO A2		51620	6-75

26620 Samořezný šroub se zápustnou hlavou s drážkou — J02A

Závit Samořezný závit
Materiál Ocel
Povrchová úprava Pozinkované

d x L	✉	Kód výrobku	d x L	✉	Kód výrobku	d x L	✉	Kód výrobku
ST2,9X6,5MM	200	26620.029.006	ST3,9X22MM	200	26620.039.022	ST4,8X32MM	100	26620.048.032
ST2,9X9,5MM	200	26620.029.009	ST3,9X25MM	200	26620.039.025	ST4,8X38MM	100	26620.048.038
ST2,9X13MM	200	26620.029.013	ST3,9X32MM	200	26620.039.032	ST4,8X45MM	100	26620.048.045
ST2,9X16MM	200	26620.029.016	ST3,9X38MM	200	26620.039.038	ST4,8X50MM	100	26620.048.050
ST2,9X19MM	200	26620.029.019						
ST2,9X25MM	200	26620.029.025	ST4,2X9,5MM	200	26620.042.009	ST5,5X13MM	200	26620.055.013
			ST4,2X13MM	200	26620.042.013	ST5,5X16MM	200	26620.055.016
ST3,5X9,5MM	200	26620.035.009	ST4,2X16MM	200	26620.042.016	ST5,5X19MM	200	26620.055.019
ST3,5X13MM	200	26620.035.013	ST4,2X19MM	200	26620.042.019	ST5,5X25MM	100	26620.055.025
ST3,5X16MM	200	26620.035.016	ST4,2X22MM	200	26620.042.022	ST5,5X32MM	100	26620.055.032
ST3,5X19MM	200	26620.035.019	ST4,2X25MM	200	26620.042.025	ST5,5X38MM	100	26620.055.038
ST3,5X22MM	200	26620.035.022	ST4,2X32MM	200	26620.042.032	ST5,5X45MM	100	26620.055.045
ST3,5X25MM	200	26620.035.025	ST4,2X38MM	200	26620.042.038	ST5,5X50MM	100	26620.055.050
ST3,5X32MM	200	26620.035.032	ST4,2X45MM	200	26620.042.045			
						ST6,3X25MM	100	26620.063.025
ST3,9X9,5MM	200	26620.039.009	ST4,8X13MM	200	26620.048.013	ST6,3X32MM	100	26620.063.032
ST3,9X13MM	200	26620.039.013	ST4,8X16MM	200	26620.048.016	ST6,3X38MM	100	26620.063.038
ST3,9X16MM	200	26620.039.016	ST4,8X19MM	200	26620.048.019	ST6,3X45MM	100	26620.063.045
ST3,9X19MM	200	26620.039.019	ST4,8X25MM	200	26620.048.025	ST6,3X50MM	100	26620.063.050

- UPOZORNĚNÍ: Elektrolytické pokovení těchto produktů může způsobit vodíkovou křehkost.

51620 Samořezný šroub se zápustnou hlavou s drážkou — R02A

Závit Samořezný závit
Materiál Nerezocel A2

d x L	✉	Kód výrobku	d x L	✉	Kód výrobku	d x L	✉	Kód výrobku
ST2,2X6,5MM*	1000	51620.022.006	ST2,9X25MM	200	51620.029.025			
ST2,2X9,5MM*	1000	51620.022.009				ST3,9X9,5MM	200	51620.039.009
ST2,2X13MM*	1000	51620.022.013	ST3,5X6,5MM	200	51620.035.006	ST3,9X13MM	200	51620.039.013
ST2,2X16MM*	1000	51620.022.016	ST3,5X9,5MM	200	51620.035.009	ST3,9X16MM	200	51620.039.016
			ST3,5X13MM	200	51620.035.013	ST3,9X19MM	200	51620.039.019
ST2,9X6,5MM	200	51620.029.006	ST3,5X16MM	200	51620.035.016	ST3,9X22MM	200	51620.039.022
ST2,9X9,5MM	200	51620.029.009	ST3,5X19MM	200	51620.035.019	ST3,9X25MM	200	51620.039.025
ST2,9X13MM	200	51620.029.013	ST3,5X22MM	200	51620.035.022	ST3,9X32MM	200	51620.039.032
ST2,9X16MM	200	51620.029.016	ST3,5X25MM	200	51620.035.025	ST3,9X38MM	200	51620.039.038
ST2,9X19MM	200	51620.029.019	ST3,5X32MM	200	51620.035.032			
ST2,9X22MM*	1000	51620.029.022	ST3,5X38MM	200	51620.035.038	ST4,2X9,5MM*	1000	51620.042.009

51620 **Samořezný šroub se zápustnou hlavou s drážkou** ←

d x L	✉	Kód výrobku	d x L	✉	Kód výrobku	d x L	✉	Kód výrobku
ST4,2X13MM	200	51620.042.013	ST4,8X32MM	200	51620.048.032	ST5,5X60MM*	200	51620.055.060
ST4,2X16MM	200	51620.042.016	ST4,8X38MM	200	51620.048.038	ST5,5X70MM*	200	51620.055.070
ST4,2X19MM	200	51620.042.019	ST4,8X45MM	200	51620.048.045			
ST4,2X22MM	200	51620.042.022	ST4,8X50MM	200	51620.048.050	ST6,3X13MM	100	51620.063.013
ST4,2X25MM	200	51620.042.025	ST4,8X70MM*	200	51620.048.070	ST6,3X16MM	100	51620.063.016
ST4,2X32MM	200	51620.042.032	ST4,8X80MM*	200	51620.048.080	ST6,3X19MM	100	51620.063.019
ST4,2X38MM	200	51620.042.038				ST6,3X22MM	100	51620.063.022
ST4,2X45MM	200	51620.042.045	ST5,5X13MM	200	51620.055.013	ST6,3X25MM	100	51620.063.025
ST4,2X50MM*	200	51620.042.050	ST5,5X16MM	200	51620.055.016	ST6,3X32MM	100	51620.063.032
			ST5,5X19MM	200	51620.055.019	ST6,3X38MM	100	51620.063.038
ST4,8X9,5MM	200	51620.048.009	ST5,5X22MM	200	51620.055.022	ST6,3X45MM	100	51620.063.045
ST4,8X13MM	200	51620.048.013	ST5,5X25MM	200	51620.055.025	ST6,3X50MM	100	51620.063.050
ST4,8X16MM	200	51620.048.016	ST5,5X32MM	100	51620.055.032	ST6,3X70MM*	200	51620.063.070
ST4,8X19MM	200	51620.048.019	ST5,5X38MM	100	51620.055.038	ST6,3X80MM*	200	51620.063.080
ST4,8X22MM	200	51620.048.022	ST5,5X45MM	100	51620.055.045			
ST4,8X25MM	200	51620.048.025	ST5,5X50MM	100	51620.055.050			

Samořezný šroub se zápustnou hlavou čočkovitou s drážkou

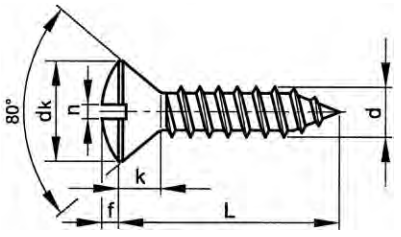

DIN	**7973 C**
ISO	1483 C
NF	E25-661 C
BS	4174

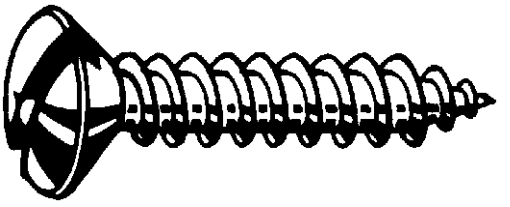

6

Technické údaje

d	d_k	f ≈	k ≈	n	P
ST2.2	4.2	0.7	1.3	0.6	0.8
ST2.9	5.5	0.9	1.7	0.8	1.5
ST3.5	6.8	1.2	2.1	1	1.3
ST3.9	7.5	1.3	2.3	1	1.4
ST4.2	8.1	1.4	2.5	1.2	1.4
ST4.8	9.5	1.5	3	1.2	1.6
ST5.5	10.8	1.7	3.4	1.6	1.8
ST6.3	12.4	2	3.8	1.6	1.8

Skupiny produktů

Závit	Typ drážky	Materiál	Povrchová úprava	Kód	Strana
ST	Drážkované	Oc	Zn	26640	6-76
ST	Drážkované	Oc	Ni.	26040	6-77
ST	Drážkované	NO A2		51640	6-77

26640 **Samořezný šroub se zápustnou hlavou čočkovitou s drážkou** **J02A**

Závit	Samořezný závit
Materiál	Ocel
Povrchová úprava	Pozinkované

RoHS

d x L	✉	Kód výrobku	d x L	✉	Kód výrobku	d x L	✉	Kód výrobku
ST2,9X9,5MM	200	26640.029.009	ST3,9X25MM	200	26640.039.025	ST4,8X32MM	100	26640.048.032
ST2,9X13MM	200	26640.029.013	ST3,9X32MM	200	26640.039.032	ST4,8X38MM	100	26640.048.038
ST2,9X16MM	200	26640.029.016				ST4,8X45MM	100	26640.048.045
ST2,9X19MM	200	26640.029.019	ST4,2X9,5MM	200	26640.042.009	ST4,8X50MM	100	26640.048.050
ST2,9X25MM	200	26640.029.025	ST4,2X13MM	200	26640.042.013			
			ST4,2X16MM	200	26640.042.016	ST5,5X13MM	200	26640.055.013
ST3,5X9,5MM	200	26640.035.009	ST4,2X19MM	200	26640.042.019	ST5,5X16MM	200	26640.055.016
ST3,5X13MM	200	26640.035.013	ST4,2X25MM	200	26640.042.025	ST5,5X19MM	200	26640.055.019
ST3,5X16MM	200	26640.035.016	ST4,2X32MM	200	26640.042.032	ST5,5X25MM	100	26640.055.025
ST3,5X19MM	200	26640.035.019	ST4,2X38MM	200	26640.042.038	ST5,5X32MM	100	26640.055.032
ST3,5X25MM	200	26640.035.025	ST4,2X45MM	200	26640.042.045	ST5,5X38MM	100	26640.055.038
ST3,5X32MM	200	26640.035.032	ST4,2X50MM	200	26640.042.050	ST5,5X45MM	100	26640.055.045
ST3,5X38MM	200	26640.035.038						
			ST4,8X9,5MM	200	26640.048.009	ST6,3X16MM	100	26640.063.016
ST3,9X9,5MM	200	26640.039.009	ST4,8X13MM	200	26640.048.013	ST6,3X19MM	100	26640.063.019
ST3,9X13MM	200	26640.039.013	ST4,8X16MM	200	26640.048.016	ST6,3X25MM	100	26640.063.025
ST3,9X16MM	200	26640.039.016	ST4,8X19MM	200	26640.048.019	ST6,3X32MM	100	26640.063.032
ST3,9X19MM	200	26640.039.019	ST4,8X25MM	200	26640.048.025	ST6,3X38MM	100	26640.063.038

26640 Samořezný šroub se zápustnou hlavou čočkovitou s drážkou

d x L	✉	Kód výrobku	d x L	✉	Kód výrobku
ST6,3X45MM	100	26640.063.045	ST6,3X50MM	100	26640.063.050

- UPOZORNĚNÍ: Elektrolytické pokovení těchto produktů může způsobit vodíkovou křehkost.

26040 Samořezný šroub se zápustnou hlavou čočkovitou s drážkou J03A

Závit Samořezný závit
Materiál Ocel
Povrchová úprava Poniklované

d x L	✉	Kód výrobku	d x L	✉	Kód výrobku	d x L	✉	Kód výrobku
ST2,9X13MM	200	26040.029.013	ST3,9X25MM	200	26040.039.025	ST4,8X25MM	200	26040.048.025
ST2,9X19MM	200	26040.029.019	ST3,9X32MM	200	26040.039.032			
			ST3,9X38MM	200	26040.039.038	ST5,5X13MM	200	26040.055.013
ST3,5X13MM	200	26040.035.013				ST5,5X16MM	200	26040.055.016
ST3,5X16MM	200	26040.035.016	ST4,2X16MM	200	26040.042.016	ST5,5X19MM	200	26040.055.019
ST3,5X19MM	200	26040.035.019	ST4,2X19MM	200	26040.042.019	ST5,5X25MM	100	26040.055.025
ST3,5X25MM	200	26040.035.025	ST4,2X25MM	200	26040.042.025	ST5,5X32MM	100	26040.055.032
			ST4,2X38MM	200	26040.042.038	ST5,5X50MM	100	26040.055.050
ST3,9X9,5MM	200	26040.039.009						
ST3,9X13MM	200	26040.039.013	ST4,8X13MM	200	26040.048.013	ST6,3X25MM	100	26040.063.025
ST3,9X16MM	200	26040.039.016	ST4,8X16MM	200	26040.048.016	ST6,3X32MM	100	26040.063.032
ST3,9X19MM	200	26040.039.019	ST4,8X19MM	200	26040.048.019	ST6,3X38MM	100	26040.063.038

- UPOZORNĚNÍ: Elektrolytické pokovení těchto produktů může způsobit vodíkovou křehkost.

6

51640 Samořezný šroub se zápustnou hlavou čočkovitou s drážkou R02A

Závit Samořezný závit
Materiál Nerezocel A2

d x L	✉	Kód výrobku	d x L	✉	Kód výrobku	d x L	✉	Kód výrobku
ST2,2X9,5MM*	1000	51640.022.009	ST3,9X22MM	200	51640.039.022	ST4,8X45MM	200	51640.048.045
ST2,2X13MM*	1000	51640.022.013	ST3,9X25MM	200	51640.039.025	ST4,8X50MM	200	51640.048.050
			ST3,9X32MM	200	51640.039.032	ST4,8X60MM*	200	51640.048.060
ST2,9X6,5MM	200	51640.029.006	ST3,9X38MM	200	51640.039.038	ST4,8X70MM*	200	51640.048.070
ST2,9X9,5MM	200	51640.029.009						
ST2,9X13MM	200	51640.029.013	ST4,2X9,5MM	200	51640.042.009	ST5,5X13MM	200	51640.055.013
ST2,9X16MM	200	51640.029.016	ST4,2X13MM	200	51640.042.013	ST5,5X16MM*	1000	51640.055.016
ST2,9X19MM	200	51640.029.019	ST4,2X16MM	200	51640.042.016	ST5,5X19MM	200	51640.055.019
ST2,9X22MM	200	51640.029.022	ST4,2X19MM	200	51640.042.019	ST5,5X22MM	200	51640.055.022
ST2,9X25MM	200	51640.029.025	ST4,2X22MM	200	51640.042.022	ST5,5X25MM	200	51640.055.025
			ST4,2X25MM	200	51640.042.025	ST5,5X32MM	100	51640.055.032
ST3,5X6,5MM	200	51640.035.006	ST4,2X32MM	200	51640.042.032	ST5,5X38MM	100	51640.055.038
ST3,5X9,5MM	200	51640.035.009	ST4,2X38MM	200	51640.042.038	ST5,5X45MM	100	51640.055.045
ST3,5X13MM	200	51640.035.013	ST4,2X45MM	200	51640.042.045	ST5,5X50MM	100	51640.055.050
ST3,5X16MM	200	51640.035.016	ST4,2X50MM	200	51640.042.050			
ST3,5X19MM	200	51640.035.019				ST6,3X13MM	100	51640.063.013
ST3,5X22MM	200	51640.035.022	ST4,8X9,5MM	200	51640.048.009	ST6,3X16MM	100	51640.063.016
ST3,5X25MM	200	51640.035.025	ST4,8X13MM	200	51640.048.013	ST6,3X19MM	100	51640.063.019
ST3,5X32MM	200	51640.035.032	ST4,8X16MM	200	51640.048.016	ST6,3X22MM*	500	51640.063.022
ST3,5X38MM	200	51640.035.038	ST4,8X19MM	200	51640.048.019	ST6,3X25MM	100	51640.063.025
			ST4,8X22MM	200	51640.048.022	ST6,3X32MM	100	51640.063.032
ST3,9X9,5MM	200	51640.039.009	ST4,8X25MM	200	51640.048.025	ST6,3X38MM	100	51640.063.038
ST3,9X13MM	200	51640.039.013	ST4,8X32MM	200	51640.048.032	ST6,3X45MM	100	51640.063.045
ST3,9X16MM	200	51640.039.016	ST4,8X38MM	200	51640.048.038	ST6,3X50MM	100	51640.063.050
ST3,9X19MM	200	51640.039.019						

Samořezný šroub s válcovou vypouklou hlavou s křížovou drážkou

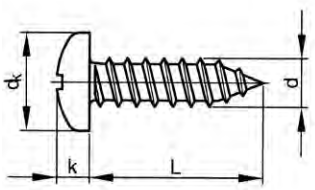

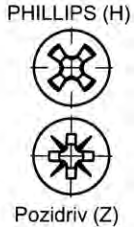

DIN	**7981**
ISO	7049
ASME	B18.6.4
NF	E25-658

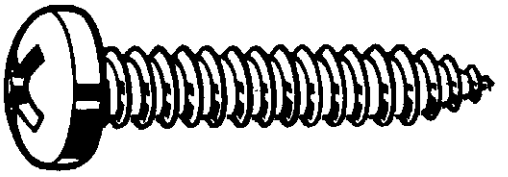

Technické údaje

d	d_k	k	P	Čís. křížové drážky
ST2.2	4.2	1.8	0.8	1
ST2.9	5.6	2.2	1.1	1
ST3.5	6.9	2.6	1.3	2
ST3.9	7.5	2.8	1.4	2
ST4.2	8.2	3.05	1.4	2
ST4.8	9.5	3.55	1.6	2
ST5.5	10.8	3.95	1.8	3
ST6.3	12.5	4.55	1.8	3

Skupiny produktů

Závit	Typ drážky	Materiál	Povrchová úprava		Kód	Strana
ST	Phillips	Oc	Zn		26660	6-78
ST	Phillips	Oc	Zn	Velké Balení	26670	6-79
ST	Pozidriv	Oc	Zn		26760	6-79
ST	Phillips	Oc	Ni.		26200	6-79
ST	Phillips	Oc	Ni.	Velké Balení	26210	6-80
ST	Phillips	Oc	Zn čern.		26400	6-80
ST	Pozidriv	Oc	Zn čern.		26402	6-80
ST	Phillips	NO A2			51660	6-81
ST	Phillips	NO A2		Velké Balení	51670	6-81
ST	Pozidriv	NO A2			51661	6-82
ST	Pozidriv	NO A4			55661	6-82
ST	Phillips	NO A4			55660	6-83
ST	Phillips	Oc	Ni.	bez hrotu	26300	6-83

6

26660 Samořezný šroub s válcovou vypouklou hlavou s křížovou drážkou Phillips — J01B

Závit	Samořezný závit	**DIN**	**7981 C-H**
Materiál	Ocel	ISO	7049 C-H
Povrchová úprava	Pozinkované		

RoHS

d x L	✉	Kód výrobku
ST2,2X6,5MM	200	26660.022.006
ST2,2X9,5MM	200	26660.022.009
ST2,2X16MM	200	26660.022.016
ST2,9X6,5MM	200	26660.029.006
ST2,9X9,5MM	200	26660.029.009
ST2,9X13MM	200	26660.029.013
ST2,9X16MM	200	26660.029.016
ST2,9X19MM	200	26660.029.019
ST2,9X22MM	200	26660.029.022
ST2,9X25MM	200	26660.029.025
ST3,5X6,5MM	200	26660.035.006
ST3,5X9,5MM	200	26660.035.009
ST3,5X13MM	200	26660.035.013
ST3,5X16MM	200	26660.035.016
ST3,5X19MM	200	26660.035.019
ST3,5X22MM	200	26660.035.022
ST3,5X25MM	200	26660.035.025
ST3,5X32MM	200	26660.035.032
ST3,5X38MM	200	26660.035.038
ST3,9X6,5MM	200	26660.039.006
ST3,9X9,5MM	200	26660.039.009
ST3,9X13MM	200	26660.039.013
ST3,9X16MM	200	26660.039.016

d x L	✉	Kód výrobku
ST3,9X19MM	200	26660.039.019
ST3,9X22MM	200	26660.039.022
ST3,9X25MM	200	26660.039.025
ST3,9X32MM	200	26660.039.032
ST3,9X38MM	200	26660.039.038
ST4,2X9,5MM	200	26660.042.009
ST4,2X13MM	200	26660.042.013
ST4,2X16MM	200	26660.042.016
ST4,2X19MM	200	26660.042.019
ST4,2X22MM	200	26660.042.022
ST4,2X25MM	200	26660.042.025
ST4,2X32MM	200	26660.042.032
ST4,2X38MM	200	26660.042.038
ST4,2X45MM	200	26660.042.045
ST4,2X50MM	200	26660.042.050
ST4,2X60MM	200	26660.042.060
ST4,8X9,5MM	200	26660.048.009
ST4,8X13MM	200	26660.048.013
ST4,8X16MM	200	26660.048.016
ST4,8X19MM	200	26660.048.019
ST4,8X22MM	200	26660.048.022
ST4,8X25MM	200	26660.048.025
ST4,8X32MM	100	26660.048.032
ST4,8X38MM	100	26660.048.038

d x L	✉	Kód výrobku
ST4,8X45MM	100	26660.048.045
ST4,8X50MM	100	26660.048.050
ST4,8X70MM	100	26660.048.070
ST5,5X13MM	200	26660.055.013
ST5,5X16MM	200	26660.055.016
ST5,5X19MM	200	26660.055.019
ST5,5X22MM	100	26660.055.022
ST5,5X25MM	100	26660.055.025
ST5,5X32MM	100	26660.055.032
ST5,5X38MM	100	26660.055.038
ST5,5X45MM	100	26660.055.045
ST5,5X50MM	100	26660.055.050
ST6,3X13MM	100	26660.063.013
ST6,3X16MM	100	26660.063.016
ST6,3X19MM	100	26660.063.019
ST6,3X22MM	100	26660.063.022
ST6,3X25MM	100	26660.063.025
ST6,3X32MM	100	26660.063.032
ST6,3X38MM	100	26660.063.038
ST6,3X45MM	100	26660.063.045
ST6,3X50MM	100	26660.063.050
ST6,3X60MM	100	26660.063.060
ST6,3X70MM	100	26660.063.070

26660 Samořezný šroub s válcovou vypouklou hlavou s křížovou drážkou Phillips

- UPOZORNĚNÍ: Elektrolytické pokovení těchto produktů může způsobit vodíkovou křehkost.

26670 Samořezný šroub s válcovou vypouklou hlavou s křížovou drážkou Phillips — J01B

Závit	Samořezný závit	**DIN**	**7981 C-H**
Materiál	Ocel	ISO	7049 C-H
Povrchová úprava	Pozinkované		

d x L	✉	Kód výrobku	d x L	✉	Kód výrobku	d x L	✉	Kód výrobku
ST2,9X6,5MM	2000	26670.029.006	ST3,5X22MM	2000	26670.035.022	ST4,2X25MM	1000	26670.042.025
ST2,9X9,5MM	2000	26670.029.009	ST3,5X25MM	2000	26670.035.025	ST4,2X32MM	500	26670.042.032
ST2,9X13MM	2000	26670.029.013				ST4,2X50MM	500	26670.042.050
ST2,9X16MM	2000	26670.029.016	ST3,9X9,5MM	1000	26670.039.009			
ST2,9X19MM	2000	26670.029.019	ST3,9X16MM	1000	26670.039.016	ST4,8X13MM	1000	26670.048.013
						ST4,8X16MM	1000	26670.048.016
ST3,5X6,5MM	2000	26670.035.006	ST4,2X9,5MM	1000	26670.042.009	ST4,8X19MM	1000	26670.048.019
ST3,5X9,5MM	2000	26670.035.009	ST4,2X13MM	1000	26670.042.013	ST4,8X25MM	1000	26670.048.025
ST3,5X13MM	2000	26670.035.013	ST4,2X16MM	1000	26670.042.016	ST4,8X32MM	500	26670.048.032
ST3,5X16MM	2000	26670.035.016	ST4,2X19MM	1000	26670.042.019	ST4,8X38MM	500	26670.048.038
ST3,5X19MM	2000	26670.035.019						

- UPOZORNĚNÍ: Elektrolytické pokovení těchto produktů může způsobit vodíkovou křehkost.

26760 Samořezný šroub s válcovou vypouklou hlavou s křížovou drážkou Pozidriv — J01A

Závit	Samořezný závit	**DIN**	**7981 C-Z**
Materiál	Ocel	ISO	7049 C-Z
Povrchová úprava	Pozinkované	NF	E25-658 C

d x L	✉	Kód výrobku	d x L	✉	Kód výrobku	d x L	✉	Kód výrobku
ST2,2X6,5MM	200	26760.022.006	ST3,9X19MM	200	26760.039.019	ST4,8X50MM	100	26760.048.050
			ST3,9X25MM	200	26760.039.025			
ST2,9X6,5MM	200	26760.029.006				ST5,5X13MM	200	26760.055.013
ST2,9X9,5MM	200	26760.029.009	ST4,2X9,5MM	200	26760.042.009	ST5,5X16MM	200	26760.055.016
ST2,9X13MM	200	26760.029.013	ST4,2X13MM	200	26760.042.013	ST5,5X19MM	200	26760.055.019
ST2,9X16MM	200	26760.029.016	ST4,2X16MM	200	26760.042.016	ST5,5X25MM	100	26760.055.025
ST2,9X19MM	200	26760.029.019	ST4,2X19MM	200	26760.042.019	ST5,5X32MM	100	26760.055.032
ST2,9X25MM	200	26760.029.025	ST4,2X25MM	200	26760.042.025	ST5,5X38MM	100	26760.055.038
			ST4,2X32MM	200	26760.042.032	ST5,5X45MM	100	26760.055.045
ST3,5X6,5MM	200	26760.035.006	ST4,2X38MM	200	26760.042.038	ST5,5X50MM	100	26760.055.050
ST3,5X9,5MM	200	26760.035.009	ST4,2X45MM	200	26760.042.045			
ST3,5X13MM	200	26760.035.013	ST4,2X50MM	200	26760.042.050	ST6,3X13MM	100	26760.063.013
ST3,5X16MM	200	26760.035.016				ST6,3X16MM	100	26760.063.016
ST3,5X19MM	200	26760.035.019	ST4,8X9,5MM	200	26760.048.009	ST6,3X19MM	100	26760.063.019
ST3,5X25MM	200	26760.035.025	ST4,8X13MM	200	26760.048.013	ST6,3X25MM	100	26760.063.025
ST3,5X32MM	200	26760.035.032	ST4,8X16MM	200	26760.048.016	ST6,3X32MM	100	26760.063.032
ST3,5X38MM	200	26760.035.038	ST4,8X19MM	200	26760.048.019	ST6,3X38MM	100	26760.063.038
			ST4,8X25MM	200	26760.048.025	ST6,3X45MM	100	26760.063.045
ST3,9X9,5MM	200	26760.039.009	ST4,8X32MM	100	26760.048.032	ST6,3X50MM	100	26760.063.050
ST3,9X13MM	200	26760.039.013	ST4,8X38MM	100	26760.048.038			
ST3,9X16MM	200	26760.039.016	ST4,8X45MM	100	26760.048.045			

- UPOZORNĚNÍ: Elektrolytické pokovení těchto produktů může způsobit vodíkovou křehkost.

26200 Samořezný šroub s válcovou vypouklou hlavou s křížovou drážkou Phillips — J03B

Závit	Samořezný závit	**DIN**	**7981 C-H**
Materiál	Ocel	ISO	7049 C-H
Povrchová úprava	Poniklované		

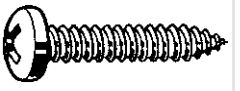

d x L	✉	Kód výrobku	d x L	✉	Kód výrobku	d x L	✉	Kód výrobku
ST2,9X6,5MM	200	26200.029.006	ST3,5X19MM	200	26200.035.019	ST3,9X25MM	200	26200.039.025
ST2,9X9,5MM	200	26200.029.009	ST3,5X25MM	200	26200.035.025			
ST2,9X13MM	200	26200.029.013	ST3,5X32MM	200	26200.035.032	ST4,2X9,5MM	200	26200.042.009
ST2,9X16MM	200	26200.029.016	ST3,5X38MM	200	26200.035.038	ST4,2X13MM	200	26200.042.013
ST2,9X19MM	200	26200.029.019				ST4,2X16MM	200	26200.042.016
			ST3,9X9,5MM	200	26200.039.009	ST4,2X19MM	200	26200.042.019
ST3,5X6,5MM	200	26200.035.006	ST3,9X13MM	200	26200.039.013	ST4,2X25MM	200	26200.042.025
ST3,5X9,5MM	200	26200.035.009	ST3,9X16MM	200	26200.039.016	ST4,2X32MM	200	26200.042.032
ST3,5X13MM	200	26200.035.013	ST3,9X19MM	200	26200.039.019	ST4,2X38MM	200	26200.042.038
ST3,5X16MM	200	26200.035.016						

26200 Samořezný šroub s válcovou vypouklou hlavou s křížovou drážkou Phillips

d x L	✉	Kód výrobku	d x L	✉	Kód výrobku	d x L	✉	Kód výrobku
ST4,8X13MM	200	26200.048.013	ST5,5X13MM	200	26200.055.013	ST6,3X13MM	100	26200.063.013
ST4,8X16MM	200	26200.048.016	ST5,5X16MM	200	26200.055.016	ST6,3X16MM	100	26200.063.016
ST4,8X19MM	200	26200.048.019	ST5,5X19MM	200	26200.055.019	ST6,3X19MM	100	26200.063.019
ST4,8X25MM	200	26200.048.025	ST5,5X25MM	100	26200.055.025	ST6,3X25MM	100	26200.063.025
ST4,8X32MM	100	26200.048.032	ST5,5X32MM	100	26200.055.032	ST6,3X32MM	100	26200.063.032
ST4,8X38MM	100	26200.048.038	ST5,5X38MM	100	26200.055.038	ST6,3X38MM	100	26200.063.038

- UPOZORNĚNÍ: Elektrolytické pokovení těchto produktů může způsobit vodíkovou křehkost.

26210 Samořezný šroub s válcovou vypouklou hlavou s křížovou drážkou Phillips J03B

Závit	Samořezný závit	**DIN**	**7981 C-H**
Materiál	Ocel	ISO	7049 C-H
Povrchová úprava	Poniklované		

d x L	✉	Kód výrobku	d x L	✉	Kód výrobku	d x L	✉	Kód výrobku
ST3,5X6,5MM	2000	26210.035.006				ST4,2X45MM	500	26210.042.045
ST3,5X9,5MM	2000	26210.035.009	ST4,2X9,5MM	1000	26210.042.009			
ST3,5X13MM	2000	26210.035.013	ST4,2X13MM	1000	26210.042.013	ST4,8X13MM	1000	26210.048.013
ST3,5X16MM	2000	26210.035.016	ST4,2X16MM	1000	26210.042.016	ST4,8X16MM	1000	26210.048.016
ST3,5X19MM	2000	26210.035.019	ST4,2X19MM	1000	26210.042.019			

- UPOZORNĚNÍ: Elektrolytické pokovení těchto produktů může způsobit vodíkovou křehkost.

6

26400 Samořezný šroub s válcovou vypouklou hlavou s křížovou drážkou Phillips J03B

Závit	Samořezný závit	**DIN**	**7981 C-H**
Materiál	Ocel	ISO	7049 C-H
Povrchová úprava	Pozinkované černě pasivované		

d x L	✉	Kód výrobku	d x L	✉	Kód výrobku	d x L	✉	Kód výrobku
ST2,9X6,5MM	200	26400.029.006	ST3,9X9,5MM	200	26400.039.009	ST4,8X16MM	200	26400.048.016
ST2,9X9,5MM	200	26400.029.009	ST3,9X13MM	200	26400.039.013	ST4,8X19MM	200	26400.048.019
ST2,9X13MM	200	26400.029.013	ST3,9X16MM	200	26400.039.016	ST4,8X25MM	200	26400.048.025
ST2,9X16MM	200	26400.029.016	ST3,9X19MM	200	26400.039.019	ST4,8X32MM	100	26400.048.032
ST2,9X19MM	200	26400.029.019	ST3,9X25MM	200	26400.039.025	ST4,8X38MM	100	26400.048.038
ST2,9X25MM	200	26400.029.025				ST4,8X50MM	100	26400.048.050
			ST4,2X9,5MM	200	26400.042.009			
ST3,5X6,5MM	200	26400.035.006	ST4,2X13MM	200	26400.042.013	ST5,5X13MM	200	26400.055.013
ST3,5X9,5MM	200	26400.035.009	ST4,2X16MM	200	26400.042.016	ST5,5X16MM	200	26400.055.016
ST3,5X13MM	200	26400.035.013	ST4,2X19MM	200	26400.042.019	ST5,5X19MM	200	26400.055.019
ST3,5X16MM	200	26400.035.016	ST4,2X25MM	200	26400.042.025	ST5,5X25MM	100	26400.055.025
ST3,5X19MM	200	26400.035.019	ST4,2X32MM	200	26400.042.032	ST5,5X32MM	100	26400.055.032
ST3,5X25MM	200	26400.035.025	ST4,2X38MM	200	26400.042.038	ST5,5X38MM	100	26400.055.038
ST3,5X32MM	200	26400.035.032	ST4,2X50MM	200	26400.042.050	ST5,5X45MM	100	26400.055.045
ST3,5X38MM	200	26400.035.038				ST5,5X50MM	100	26400.055.050
			ST4,8X13MM	200	26400.048.013			

- UPOZORNĚNÍ: Elektrolytické pokovení těchto produktů může způsobit vodíkovou křehkost.

26402 Samořezný šroub s válcovou vypouklou hlavou s křížovou drážkou Pozidriv J03B

Závit	Samořezný závit	**DIN**	**7981 C-Z**
Materiál	Ocel	ISO	7049 C-Z
Povrchová úprava	Pozinkované černě pasivované	NF	E25-658 C

d x L	✉	Kód výrobku	d x L	✉	Kód výrobku	d x L	✉	Kód výrobku
ST2,9X6,5MM	200	26402.029.006	ST3,5X25MM	200	26402.035.025	ST4,2X32MM	200	26402.042.032
ST2,9X9,5MM	200	26402.029.009				ST4,2X38MM	200	26402.042.038
ST2,9X13MM	200	26402.029.013	ST3,9X13MM	200	26402.039.013	ST4,2X50MM	200	26402.042.050
ST2,9X16MM	200	26402.029.016	ST3,9X16MM	200	26402.039.016			
ST2,9X19MM	200	26402.029.019	ST3,9X19MM	200	26402.039.019	ST4,8X13MM	200	26402.048.013
ST2,9X25MM	200	26402.029.025	ST3,9X25MM	200	26402.039.025	ST4,8X16MM	200	26402.048.016
						ST4,8X19MM	200	26402.048.019
ST3,5X6,5MM	200	26402.035.006	ST4,2X9,5MM	200	26402.042.009	ST4,8X25MM	200	26402.048.025
ST3,5X9,5MM	200	26402.035.009	ST4,2X13MM	200	26402.042.013	ST4,8X32MM	100	26402.048.032
ST3,5X13MM	200	26402.035.013	ST4,2X16MM	200	26402.042.016	ST4,8X38MM	100	26402.048.038
ST3,5X16MM	200	26402.035.016	ST4,2X19MM	200	26402.042.019	ST4,8X50MM	100	26402.048.050
ST3,5X19MM	200	26402.035.019	ST4,2X25MM	200	26402.042.025			

26402 Samořezný šroub s válcovou vypouklou hlavou s křížovou drážkou Pozidriv

d x L	✉	Kód výrobku	d x L	✉	Kód výrobku	d x L	✉	Kód výrobku
ST5,5X13MM	200	26402.055.013	ST5,5X19MM	200	26402.055.019			
ST5,5X16MM	200	26402.055.016	ST5,5X25MM	100	26402.055.025	ST6,3X19MM	100	26402.063.019

- UPOZORNĚNÍ: Elektrolytické pokovení těchto produktů může způsobit vodíkovou křehkost.

51660 Samořezný šroub s válcovou vypouklou hlavou s křížovou drážkou Phillips R01A

Závit	Samořezný závit	**DIN**	**7981 C-H**
Materiál	Nerezocel A2	ISO	7049 C-H

d x L	✉	Kód výrobku	d x L	✉	Kód výrobku	d x L	✉	Kód výrobku
ST2,2X4,5MM	1000	51660.022.004	ST3,9X25MM	200	51660.039.025	ST4,8X90MM	200	51660.048.090
ST2,2X6,5MM*	1000	51660.022.006	ST3,9X28MM*	1000	51660.039.028	ST4,8X100MM	100	51660.048.100
ST2,2X9,5MM	1000	51660.022.009	ST3,9X32MM	200	51660.039.032	ST4,8X120MM*	200	51660.048.120
ST2,2X13MM*	1000	51660.022.013	ST3,9X38MM	200	51660.039.038			
ST2,2X16MM*	1000	51660.022.016	ST3,9X45MM*	500	51660.039.045	ST5,5X13MM	200	51660.055.013
ST2,2X19MM*	1000	51660.022.019	ST3,9X50MM*	500	51660.039.050	ST5,5X16MM	200	51660.055.016
ST2,2X22MM*	1000	51660.022.022	ST3,9X60MM*	500	51660.039.060	ST5,5X19MM	200	51660.055.019
ST2,2X25MM*	1000	51660.022.025	ST3,9X70MM*	500	51660.039.070	ST5,5X22MM	200	51660.055.022
						ST5,5X25MM	200	51660.055.025
ST2,9X6,5MM	200	51660.029.006	ST4,2X6,5MM	200	51660.042.006	ST5,5X32MM	100	51660.055.032
ST2,9X9,5MM	200	51660.029.009	ST4,2X9,5MM	200	51660.042.009	ST5,5X38MM	100	51660.055.038
ST2,9X13MM	200	51660.029.013	ST4,2X13MM	200	51660.042.013	ST5,5X42MM*	500	51660.055.042
ST2,9X16MM	200	51660.029.016	ST4,2X16MM	200	51660.042.016	ST5,5X45MM	100	51660.055.045
ST2,9X19MM	200	51660.029.019	ST4,2X19MM	200	51660.042.019	ST5,5X50MM	100	51660.055.050
ST2,9X22MM	200	51660.029.022	ST4,2X22MM	200	51660.042.022	ST5,5X55MM*	200	51660.055.055
ST2,9X25MM	200	51660.029.025	ST4,2X25MM	200	51660.042.025	ST5,5X60MM	200	51660.055.060
ST2,9X32MM*	1000	51660.029.032	ST4,2X32MM	200	51660.042.032	ST5,5X70MM*	200	51660.055.070
ST2,9X38MM	500	51660.029.038	ST4,2X38MM	200	51660.042.038	ST5,5X80MM*	200	51660.055.080
			ST4,2X45MM	200	51660.042.045	ST5,5X90MM*	200	51660.055.090
ST3,5X6,5MM	200	51660.035.006	ST4,2X50MM	200	51660.042.050	ST5,5X100MM*	200	51660.055.100
ST3,5X9,5MM	200	51660.035.009	ST4,2X60MM	200	51660.042.060	ST5,5X120MM*	200	51660.055.120
ST3,5X13MM	200	51660.035.013	ST4,2X70MM*	200	51660.042.070			
ST3,5X16MM	200	51660.035.016	ST4,2X80MM*	200	51660.042.080	ST6,3X13MM	100	51660.063.013
ST3,5X19MM	200	51660.035.019				ST6,3X16MM	100	51660.063.016
ST3,5X22MM	200	51660.035.022	ST4,8X9,5MM	200	51660.048.009	ST6,3X19MM	100	51660.063.019
ST3,5X25MM	200	51660.035.025	ST4,8X13MM	200	51660.048.013	ST6,3X22MM	100	51660.063.022
ST3,5X32MM	200	51660.035.032	ST4,8X16MM	200	51660.048.016	ST6,3X25MM	100	51660.063.025
ST3,5X38MM	200	51660.035.038	ST4,8X19MM	200	51660.048.019	ST6,3X32MM	100	51660.063.032
ST3,5X45MM*	500	51660.035.045	ST4,8X22MM	200	51660.048.022	ST6,3X38MM	100	51660.063.038
ST3,5X50MM*	500	51660.035.050	ST4,8X25MM	200	51660.048.025	ST6,3X45MM	100	51660.063.045
ST3,5X60MM*	500	51660.035.060	ST4,8X32MM	200	51660.048.032	ST6,3X50MM	100	51660.063.050
ST3,5X70MM*	500	51660.035.070	ST4,8X35MM*	500	51660.048.035	ST6,3X60MM*	200	51660.063.060
			ST4,8X38MM	200	51660.048.038	ST6,3X70MM*	200	51660.063.070
ST3,9X6,5MM	1000	51660.039.006	ST4,8X45MM	200	51660.048.045	ST6,3X80MM*	200	51660.063.080
ST3,9X9,5MM	200	51660.039.009	ST4,8X50MM	200	51660.048.050	ST6,3X90MM*	200	51660.063.090
ST3,9X13MM	200	51660.039.013	ST4,8X55MM*	200	51660.048.055	ST6,3X100MM*	200	51660.063.100
ST3,9X16MM	200	51660.039.016	ST4,8X60MM	200	51660.048.060	ST6,3X120MM*	200	51660.063.120
ST3,9X19MM	200	51660.039.019	ST4,8X70MM	200	51660.048.070			
ST3,9X22MM	200	51660.039.022	ST4,8X80MM	200	51660.048.080			

51670 Samořezný šroub s válcovou vypouklou hlavou s křížovou drážkou Phillips R01A

Závit	Samořezný závit	**DIN**	**7981 C-H**
Materiál	Nerezocel A2	ISO	7049 C-H

d x L	✉	Kód výrobku	d x L	✉	Kód výrobku	d x L	✉	Kód výrobku
ST3,5X9,5MM	1000	51670.035.009	ST4,2X32MM	1000	51670.042.032	ST4,8X16MM	1000	51670.048.016
			ST4,2X38MM	500	51670.042.038	ST4,8X19MM	1000	51670.048.019
ST4,2X13MM	1000	51670.042.013	ST4,2X50MM	1000	51670.042.050	ST4,8X25MM	1000	51670.048.025
ST4,2X16MM	1000	51670.042.016				ST4,8X38MM	500	51670.048.038
ST4,2X19MM	1000	51670.042.019	ST4,8X9,5MM	1000	51670.048.009	ST4,8X50MM	500	51670.048.050
ST4,2X25MM	1000	51670.042.025	ST4,8X13MM	1000	51670.048.013			

51661 Samořezný šroub s válcovou vypouklou hlavou s křížovou drážkou Pozidriv — R01A

Závit Samořezný závit
Materiál Nerezocel A2

DIN **7981 C-Z**
ISO 7049 C-Z
NF E25-658 C

RoHS

d x L	✉	Kód výrobku
ST2,2X6,5MM*	1000	51661.022.006
ST2,2X9,5MM*	1000	51661.022.009
ST2,2X13MM*	1000	51661.022.013
ST2,2X16MM*	1000	51661.022.016
ST2,9X6,5MM	200	51661.029.006
ST2,9X9,5MM	200	51661.029.009
ST2,9X13MM	200	51661.029.013
ST2,9X16MM	200	51661.029.016
ST2,9X19MM	200	51661.029.019
ST2,9X22MM*	1000	51661.029.022
ST2,9X25MM	200	51661.029.025
ST2,9X32MM*	1000	51661.029.032
ST3,5X6,5MM	200	51661.035.006
ST3,5X9,5MM	200	51661.035.009
ST3,5X13MM	200	51661.035.013
ST3,5X16MM	200	51661.035.016
ST3,5X19MM	200	51661.035.019
ST3,5X22MM*	1000	51661.035.022
ST3,5X25MM	200	51661.035.025
ST3,5X32MM	200	51661.035.032
ST3,5X38MM	200	51661.035.038
ST3,9X6,5MM*	1000	51661.039.006
ST3,9X9,5MM	200	51661.039.009
ST3,9X13MM	200	51661.039.013
ST3,9X16MM	200	51661.039.016
ST3,9X19MM	200	51661.039.019
ST3,9X22MM*	1000	51661.039.022
ST3,9X25MM	200	51661.039.025
ST3,9X32MM	200	51661.039.032
ST3,9X38MM	200	51661.039.038
ST3,9X45MM*	500	51661.039.045
ST3,9X50MM*	500	51661.039.050
ST4,2X9,5MM	200	51661.042.009
ST4,2X13MM	200	51661.042.013
ST4,2X16MM	200	51661.042.016
ST4,2X19MM	200	51661.042.019
ST4,2X22MM*	1000	51661.042.022
ST4,2X25MM	200	51661.042.025
ST4,2X32MM	200	51661.042.032
ST4,2X38MM	200	51661.042.038
ST4,2X45MM	200	51661.042.045
ST4,2X50MM	200	51661.042.050
ST4,2X60MM*	200	51661.042.060
ST4,2X70MM*	200	51661.042.070
ST4,8X9,5MM	200	51661.048.009
ST4,8X13MM	200	51661.048.013
ST4,8X16MM	200	51661.048.016
ST4,8X19MM	200	51661.048.019
ST4,8X22MM*	1000	51661.048.022
ST4,8X25MM	200	51661.048.025
ST4,8X32MM	200	51661.048.032
ST4,8X38MM	200	51661.048.038
ST4,8X45MM	200	51661.048.045
ST4,8X50MM	200	51661.048.050
ST4,8X60MM	200	51661.048.060
ST4,8X70MM*	200	51661.048.070
ST4,8X80MM*	200	51661.048.080
ST4,8X90MM*	200	51661.048.090
ST4,8X100MM*	200	51661.048.100
ST5,5X13MM	200	51661.055.013
ST5,5X16MM	200	51661.055.016
ST5,5X19MM	200	51661.055.019
ST5,5X22MM*	1000	51661.055.022
ST5,5X25MM	200	51661.055.025
ST5,5X32MM	100	51661.055.032
ST5,5X38MM	100	51661.055.038
ST5,5X45MM	100	51661.055.045
ST5,5X50MM	100	51661.055.050
ST5,5X60MM*	200	51661.055.060
ST5,5X70MM*	200	51661.055.070
ST5,5X80MM*	200	51661.055.080
ST5,5X100MM*	200	51661.055.100
ST6,3X13MM*	500	51661.063.013
ST6,3X16MM	100	51661.063.016
ST6,3X19MM	100	51661.063.019
ST6,3X22MM*	500	51661.063.022
ST6,3X25MM	100	51661.063.025
ST6,3X32MM	100	51661.063.032
ST6,3X38MM	100	51661.063.038
ST6,3X45MM*	200	51661.063.045
ST6,3X50MM	100	51661.063.050
ST6,3X60MM*	200	51661.063.060
ST6,3X70MM*	200	51661.063.070
ST6,3X80MM*	200	51661.063.080

55661 Samořezný vrut s křížovou drážkou Pozidriv a zaoblenou hlavou — R41A

Závit Samořezný závit
Materiál Nerezocel A4

DIN **7981 C-Z**
ISO 7049 C-Z
NF E25-658 C

RoHS

d x L	✉	Kód výrobku
ST2,2X6,5MM*	1000	55661.022.006
ST2,2X9,5MM*	1000	55661.022.009
ST2,2X13MM*	1000	55661.022.013
ST2,2X16MM*	1000	55661.022.016
ST2,2X19MM*	1000	55661.022.019
ST2,9X6,5MM*	1000	55661.029.006
ST2,9X9,5MM*	1000	55661.029.009
ST2,9X13MM*	1000	55661.029.013
ST2,9X16MM*	1000	55661.029.016
ST2,9X19MM*	1000	55661.029.019
ST2,9X22MM*	1000	55661.029.022
ST2,9X25MM*	1000	55661.029.025
ST3,5X6,5MM*	1000	55661.035.006
ST3,5X9,5MM*	1000	55661.035.009
ST3,5X13MM*	1000	55661.035.013
ST3,5X16MM*	1000	55661.035.016
ST3,5X19MM*	1000	55661.035.019
ST3,5X22MM*	1000	55661.035.022
ST3,5X25MM*	1000	55661.035.025
ST3,5X32MM*	1000	55661.035.032
ST3,5X38MM*	1000	55661.035.038
ST3,9X9,5MM*	1000	55661.039.009
ST3,9X13MM*	1000	55661.039.013
ST3,9X16MM*	1000	55661.039.016
ST3,9X19MM*	1000	55661.039.019
ST3,9X22MM*	1000	55661.039.022
ST3,9X25MM*	1000	55661.039.025
ST3,9X32MM*	1000	55661.039.032
ST3,9X38MM*	500	55661.039.038
ST3,9X45MM*	500	55661.039.045
ST3,9X50MM*	500	55661.039.050
ST4,2X9,5MM*	1000	55661.042.009
ST4,2X13MM*	1000	55661.042.013
ST4,2X16MM*	1000	55661.042.016
ST4,2X19MM*	1000	55661.042.019
ST4,2X22MM*	1000	55661.042.022
ST4,2X25MM*	1000	55661.042.025
ST4,2X32MM*	500	55661.042.032
ST4,2X38MM*	500	55661.042.038
ST4,2X45MM*	500	55661.042.045
ST4,2X50MM*	200	55661.042.050
ST4,2X60MM*	200	55661.042.060
ST4,2X70MM*	200	55661.042.070
ST4,8X9MM*	1000	55661.048.009
ST4,8X13MM*	1000	55661.048.013
ST4,8X16MM*	1000	55661.048.016
ST4,8X19MM*	1000	55661.048.019
ST4,8X22MM*	1000	55661.048.022
ST4,8X25MM*	500	55661.048.025
ST4,8X32MM*	500	55661.048.032
ST4,8X38MM*	500	55661.048.038
ST4,8X45MM*	200	55661.048.045
ST4,8X50MM*	200	55661.048.050
ST4,8X70MM*	200	55661.048.070
ST4,8X80MM*	200	55661.048.080
ST4,8X100MM*	200	55661.048.100
ST5,5X13MM*	1000	55661.055.013
ST5,5X16MM*	1000	55661.055.016
ST5,5X19MM*	1000	55661.055.019
ST5,5X22MM*	1000	55661.055.022
ST5,5X25MM*	500	55661.055.025
ST5,5X32MM*	500	55661.055.032
ST5,5X38MM*	500	55661.055.038
ST5,5X45MM*	200	55661.055.045
ST5,5X50MM*	200	55661.055.050
ST5,5X60MM*	200	55661.055.060
ST5,5X70MM*	200	55661.055.070
ST5,5X80MM*	200	55661.055.080
ST5,5X100MM*	200	55661.055.100
ST6,3X13MM*	500	55661.063.013
ST6,3X16MM*	500	55661.063.016
ST6,3X19MM*	500	55661.063.019
ST6,3X22MM*	500	55661.063.022
ST6,3X25MM*	200	55661.063.025
ST6,3X32MM*	200	55661.063.032
ST6,3X38MM*	200	55661.063.038
ST6,3X45MM*	200	55661.063.045
ST6,3X50MM*	200	55661.063.050
ST6,3X60MM*	200	55661.063.060
ST6,3X70MM*	200	55661.063.070
ST6,3X80MM*	200	55661.063.080
ST6,3X100MM*	200	55661.063.100

55660 Samořezný šroub s válcovou vypouklou hlavou s křížovou drážkou Phillips — R41A

Závit	Samořezný závit	**DIN**	**7981 C-H**
Materiál	Nerezocel A4	ISO	7049 C-H

d x L	✉	Kód výrobku
ST2,2X6,5MM*	1000	55660.022.006
ST2,2X9,5MM*	1000	55660.022.009
ST2,2X13MM*	1000	55660.022.013
ST2,2X22MM*	1000	55660.022.022
ST2,9X6,5MM	200	55660.029.006
ST2,9X9,5MM	200	55660.029.009
ST2,9X13MM	200	55660.029.013
ST2,9X16MM	200	55660.029.016
ST2,9X19MM	200	55660.029.019
ST2,9X22MM*	1000	55660.029.022
ST2,9X25MM	1000	55660.029.025
ST2,9X32MM*	1000	55660.029.032
ST3,5X6,5MM*	1000	55660.035.006
ST3,5X9,5MM	200	55660.035.009
ST3,5X13MM	200	55660.035.013
ST3,5X16MM	200	55660.035.016
ST3,5X19MM	200	55660.035.019
ST3,5X22MM	200	55660.035.022
ST3,5X25MM	200	55660.035.025
ST3,5X32MM	200	55660.035.032
ST3,5X38MM*	1000	55660.035.038
ST3,9X6,5MM*	1000	55660.039.006
ST3,9X9,5MM	200	55660.039.009
ST3,9X13MM	200	55660.039.013
ST3,9X16MM	200	55660.039.016
ST3,9X19MM	200	55660.039.019
ST3,9X22MM	200	55660.039.022
ST3,9X25MM	200	55660.039.025

d x L	✉	Kód výrobku
ST3,9X32MM*	1000	55660.039.032
ST3,9X38MM*	500	55660.039.038
ST3,9X45MM*	500	55660.039.045
ST3,9X50MM*	500	55660.039.050
ST4,2X9,5MM	200	55660.042.009
ST4,2X13MM	200	55660.042.013
ST4,2X16MM	200	55660.042.016
ST4,2X19MM	200	55660.042.019
ST4,2X22MM	200	55660.042.022
ST4,2X25MM	200	55660.042.025
ST4,2X32MM	200	55660.042.032
ST4,2X38MM	200	55660.042.038
ST4,2X45MM*	500	55660.042.045
ST4,2X50MM	200	55660.042.050
ST4,2X60MM*	200	55660.042.060
ST4,2X70MM*	200	55660.042.070
ST4,8X9,5MM*	1000	55660.048.009
ST4,8X13MM	200	55660.048.013
ST4,8X16MM	200	55660.048.016
ST4,8X19MM	200	55660.048.019
ST4,8X22MM	200	55660.048.022
ST4,8X25MM	200	55660.048.025
ST4,8X32MM	200	55660.048.032
ST4,8X38MM	200	55660.048.038
ST4,8X45MM*	200	55660.048.045
ST4,8X50MM	200	55660.048.050
ST4,8X60MM*	200	55660.048.060
ST4,8X70MM*	200	55660.048.070
ST4,8X80MM*	200	55660.048.080

d x L	✉	Kód výrobku
ST5,5X13MM	200	55660.055.013
ST5,5X16MM	200	55660.055.016
ST5,5X19MM	200	55660.055.019
ST5,5X22MM	200	55660.055.022
ST5,5X25MM	200	55660.055.025
ST5,5X32MM	100	55660.055.032
ST5,5X38MM	100	55660.055.038
ST5,5X45MM	100	55660.055.045
ST5,5X50MM	100	55660.055.050
ST5,5X60MM*	200	55660.055.060
ST5,5X70MM*	200	55660.055.070
ST5,5X80MM*	200	55660.055.080
ST5,5X90MM*	200	55660.055.090
ST5,5X100MM*	200	55660.055.100
ST6,3X13MM	100	55660.063.013
ST6,3X16MM	100	55660.063.016
ST6,3X19MM	100	55660.063.019
ST6,3X22MM	100	55660.063.022
ST6,3X25MM	100	55660.063.025
ST6,3X32MM	100	55660.063.032
ST6,3X38MM	100	55660.063.038
ST6,3X45MM	100	55660.063.045
ST6,3X50MM	100	55660.063.050
ST6,3X60MM*	200	55660.063.060
ST6,3X70MM*	200	55660.063.070
ST6,3X80MM*	200	55660.063.080
ST6,3X90MM*	200	55660.063.090
ST6,3X100MM*	200	55660.063.100

26300 Samořezný šroub s nízkou válcovou hlavou s křížovou drážkou Phillips, bez hrotu — J03B

Závit	Samořezný závit	**DIN**	**7981 F-H**
Materiál	Ocel	ISO	7049 F-H
Povrchová úprava	Poniklované		

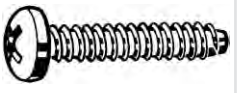

d x L	✉	Kód výrobku
ST2,2X4,5MM	2000	26300.022.004
ST2,2X6,5MM	2000	26300.022.006
ST2,9X4,5MM	2000	26300.029.004
ST2,9X6,5MM	2000	26300.029.006
ST2,9X8MM	2000	26300.029.008
ST2,9X9,5MM	2000	26300.029.009
ST2,9X13MM	2000	26300.029.013
ST2,9X16MM	2000	26300.029.016

d x L	✉	Kód výrobku
ST2,9X19MM	2000	26300.029.019
ST3,5X6,5MM	2000	26300.035.006
ST3,5X8MM	2000	26300.035.008
ST3,5X9,5MM	2000	26300.035.009
ST3,5X13MM	2000	26300.035.013
ST3,5X16MM	1000	26300.035.016
ST3,5X19MM	1000	26300.035.019

d x L	✉	Kód výrobku
ST4,2X9,5MM	1000	26300.042.009
ST4,2X13MM	1000	26300.042.013
ST4,2X16MM	1000	26300.042.016
ST4,2X19MM	500	26300.042.019
ST4,2X32MM	500	26300.042.032
ST4,8X13MM	1000	26300.048.013
ST4,8X19MM	500	26300.048.019

- UPOZORNĚNÍ: Elektrolytické pokovení těchto produktů může způsobit vodíkovou křehkost.

Samořezný šroub s nízkou válcovou hlavou s T-hvězdicí

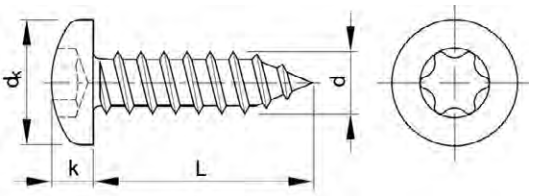

ISO	**14585 C**
DIN	≈7981 C
ASME	≈B18.6.4
NF	≈E25-654 C

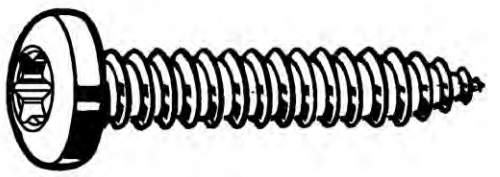

Technické údaje

d	d_k	Drážka	k	P
ST2.2	4.2	T6	1.8	0.8
ST2.9	5.6	T8/T10	2.2	1.1
ST3.5	6.9	T10	2.6	1.3
ST3.9 (≠ISO)	7.5	T15	2.8	1.4
ST4.2	8.2	T20	3.05	1.4
ST4.8	9.5	T25	3.55	1.6
ST5.5	10.8	T25	3.95	1.8
ST6.3	12.5	T30	4.55	1.8

Skupiny produktů

Závit	Typ drážky	Materiál	Povrchová úprava	Kód	Strana
ST	T-hvězdice	Oc	Zn	26501	6-84
ST	T-hvězdice	NO A2		51664	6-84
ST	T-hvězdice	NO A4		55664	6-85

26501 Samořezný šroub s nízkou válcovou hlavou s T-hvězdicí — J03A

Závit Samořezný závit
Materiál Ocel
Povrchová úprava Pozinkované

RoHS



d x L	✉	Kód výrobku	d x L	✉	Kód výrobku	d x L	✉	Kód výrobku
ST2,9X9,5MM	200	26501.029.009	ST3,9X13MM	200	26501.039.013	ST4,8X19MM	200	26501.048.019
ST2,9X13MM	200	26501.029.013						
			ST4,2X13MM	200	26501.042.013	ST5,5X19MM	200	26501.055.019
ST3,5X9,5MM	200	26501.035.009	ST4,2X16MM	200	26501.042.016	ST5,5X25MM	100	26501.055.025
ST3,5X13MM	200	26501.035.013	ST4,2X19MM	200	26501.042.019			
ST3,5X16MM	200	26501.035.016	ST4,2X25MM	200	26501.042.025	ST6,3X19MM	100	26501.063.019
ST3,5X19MM	200	26501.035.019				ST6,3X25MM	100	26501.063.025
			ST4,8X13MM	200	26501.048.013	ST6,3X32MM	100	26501.063.032
ST3,9X9,5MM	200	26501.039.009	ST4,8X16MM	200	26501.048.016	ST6,3X45MM	100	26501.063.045

- UPOZORNĚNÍ: Elektrolytické pokovení těchto produktů může způsobit vodíkovou křehkost.

51664 Samořezný šroub s nízkou válcovou hlavou s T-hvězdicí — R03A

Závit Samořezný závit
Materiál Nerezocel A2

RoHS



d x L	✉	Kód výrobku	d x L	✉	Kód výrobku	d x L	✉	Kód výrobku
ST2,2X6,5MM*	1000	51664.022.006				ST3,9X16MM*	1000	51664.039.016
ST2,2X9,5MM*	1000	51664.022.009	ST3,5X6,5MM*	1000	51664.035.006	ST3,9X19MM*	1000	51664.039.019
ST2,2X13MM*	1000	51664.022.013	ST3,5X9,5MM*	1000	51664.035.009	ST3,9X22MM*	1000	51664.039.022
ST2,2X16MM*	1000	51664.022.016	ST3,5X13MM*	1000	51664.035.013	ST3,9X25MM*	1000	51664.039.025
ST2,2X19MM*	1000	51664.022.019	ST3,5X16MM	1000	51664.035.016	ST3,9X32MM*	1000	51664.039.032
ST2,2X22MM*	1000	51664.022.022	ST3,5X19MM*	1000	51664.035.019	ST3,9X38MM*	500	51664.039.038
ST2,2X25MM*	1000	51664.022.025	ST3,5X22MM*	1000	51664.035.022	ST3,9X45MM*	500	51664.039.045
			ST3,5X25MM*	1000	51664.035.025	ST3,9X50MM*	500	51664.039.050
ST2,9X6,5MM*	1000	51664.029.006	ST3,5X32MM*	1000	51664.035.032	ST3,9X60MM*	500	51664.039.060
ST2,9X9,5MM*	1000	51664.029.009	ST3,5X38MM*	1000	51664.035.038			
ST2,9X13MM*	1000	51664.029.013	ST3,5X45MM*	500	51664.035.045	ST4,2X9,5MM*	1000	51664.042.009
ST2,9X16MM*	1000	51664.029.016	ST3,5X50MM*	500	51664.035.050	ST4,2X13MM	1000	51664.042.013
ST2,9X19MM*	1000	51664.029.019				ST4,2X16MM*	1000	51664.042.016
ST2,9X22MM*	1000	51664.029.022	ST3,9X6,5MM*	1000	51664.039.006	ST4,2X19MM	1000	51664.042.019
ST2,9X25MM*	1000	51664.029.025	ST3,9X9,5MM*	1000	51664.039.009	ST4,2X22MM*	1000	51664.042.022
ST2,9X32MM*	1000	51664.029.032	ST3,9X13MM*	1000	51664.039.013	ST4,2X25MM*	1000	51664.042.025

51664 Samořezný šroub s nízkou válcovou hlavou s T-hvězdicí

d x L	✉	Kód výrobku
ST4,2X32MM	500	51664.042.032
ST4,2X38MM	500	51664.042.038
ST4,2X45MM*	500	51664.042.045
ST4,2X50MM*	200	51664.042.050
ST4,2X60MM*	200	51664.042.060
ST4,8X9,5MM*	1000	51664.048.009
ST4,8X13MM*	1000	51664.048.013
ST4,8X16MM*	1000	51664.048.016
ST4,8X19MM*	1000	51664.048.019
ST4,8X22MM*	1000	51664.048.022
ST4,8X25MM*	500	51664.048.025
ST4,8X32MM*	500	51664.048.032
ST4,8X38MM	500	51664.048.038
ST4,8X45MM*	200	51664.048.045
ST4,8X50MM*	200	51664.048.050
ST4,8X60MM*	200	51664.048.060
ST4,8X70MM*	200	51664.048.070
ST5,5X13MM*	1000	51664.055.013
ST5,5X16MM*	1000	51664.055.016
ST5,5X19MM*	1000	51664.055.019
ST5,5X22MM*	1000	51664.055.022
ST5,5X25MM*	500	51664.055.025
ST5,5X32MM*	500	51664.055.032
ST5,5X38MM*	500	51664.055.038
ST5,5X45MM*	200	51664.055.045
ST5,5X50MM	200	51664.055.050
ST5,5X60MM	200	51664.055.060
ST5,5X70MM*	200	51664.055.070
ST5,5X80MM*	200	51664.055.080
ST6,3X13MM*	500	51664.063.013
ST6,3X16MM*	500	51664.063.016
ST6,3X19MM*	500	51664.063.019
ST6,3X22MM*	500	51664.063.022
ST6,3X25MM*	200	51664.063.025
ST6,3X32MM*	200	51664.063.032
ST6,3X38MM*	200	51664.063.038
ST6,3X45MM*	200	51664.063.045
ST6,3X50MM*	200	51664.063.050
ST6,3X60MM*	200	51664.063.060
ST6,3X70MM*	200	51664.063.070
ST6,3X80MM*	200	51664.063.080

55664 Samořezný šroub s nízkou válcovou hlavou s T-hvězdicí R43A

Závit Samořezný závit
Materiál Nerezocel A4



d x L	✉	Kód výrobku
ST2,2X6,5MM*	1000	55664.022.006
ST2,2X9,5MM*	1000	55664.022.009
ST2,2X13MM*	1000	55664.022.013
ST2,2X16MM*	1000	55664.022.016
ST2,2X19MM*	1000	55664.022.019
ST2,2X22MM*	1000	55664.022.022
ST2,2X25MM*	1000	55664.022.025
ST2,9X6,5MM*	1000	55664.029.006
ST2,9X9,5MM*	1000	55664.029.009
ST2,9X13MM*	1000	55664.029.013
ST2,9X16MM*	1000	55664.029.016
ST2,9X19MM*	1000	55664.029.019
ST2,9X22MM*	1000	55664.029.022
ST2,9X25MM*	1000	55664.029.025
ST2,9X32MM*	1000	55664.029.032
ST3,5X6,5MM*	1000	55664.035.006
ST3,5X9,5MM*	1000	55664.035.009
ST3,5X13MM*	1000	55664.035.013
ST3,5X16MM*	1000	55664.035.016
ST3,5X19MM*	1000	55664.035.019
ST3,5X22MM*	1000	55664.035.022
ST3,5X25MM*	1000	55664.035.025
ST3,5X32MM*	1000	55664.035.032
ST3,5X38MM*	1000	55664.035.038
ST3,5X50MM*	500	55664.035.050
ST3,9X6,5MM*	1000	55664.039.006
ST3,9X9,5MM*	1000	55664.039.009
ST3,9X13MM*	1000	55664.039.013
ST3,9X16MM*	1000	55664.039.016
ST3,9X19MM*	1000	55664.039.019
ST3,9X22MM*	1000	55664.039.022
ST3,9X25MM*	1000	55664.039.025
ST3,9X32MM*	1000	55664.039.032
ST3,9X38MM*	500	55664.039.038
ST3,9X45MM*	500	55664.039.045
ST3,9X50MM*	500	55664.039.050
ST3,9X60MM*	500	55664.039.060
ST4,2X9,5MM*	1000	55664.042.009
ST4,2X13MM*	1000	55664.042.013
ST4,2X16MM*	1000	55664.042.016
ST4,2X19MM*	1000	55664.042.019
ST4,2X22MM*	1000	55664.042.022
ST4,2X25MM*	1000	55664.042.025
ST4,2X32MM*	500	55664.042.032
ST4,2X38MM*	500	55664.042.038
ST4,2X45MM*	500	55664.042.045
ST4,2X50MM*	200	55664.042.050
ST4,2X60MM*	200	55664.042.060
ST4,8X9,5MM*	1000	55664.048.009
ST4,8X13MM*	1000	55664.048.013
ST4,8X16MM*	1000	55664.048.016
ST4,8X19MM*	1000	55664.048.019
ST4,8X22MM*	1000	55664.048.022
ST4,8X25MM*	500	55664.048.025
ST4,8X32MM*	500	55664.048.032
ST4,8X38MM*	500	55664.048.038
ST4,8X45MM*	200	55664.048.045
ST4,8X50MM*	200	55664.048.050
ST4,8X60MM*	200	55664.048.060
ST4,8X70MM*	200	55664.048.070
ST5,5X13MM*	1000	55664.055.013
ST5,5X16MM*	1000	55664.055.016
ST5,5X19MM*	1000	55664.055.019
ST5,5X22MM*	1000	55664.055.022
ST5,5X25MM*	500	55664.055.025
ST5,5X32MM*	500	55664.055.032
ST5,5X38MM*	500	55664.055.038
ST5,5X45MM*	200	55664.055.045
ST5,5X50MM*	200	55664.055.050
ST5,5X60MM*	200	55664.055.060
ST5,5X70MM*	200	55664.055.070
ST5,5X80MM*	200	55664.055.080
ST6,3X13MM*	500	55664.063.013
ST6,3X16MM*	500	55664.063.016
ST6,3X19MM*	500	55664.063.019
ST6,3X22MM*	500	55664.063.022
ST6,3X25MM*	200	55664.063.025
ST6,3X32MM*	200	55664.063.032
ST6,3X38MM*	200	55664.063.038
ST6,3X45MM*	200	55664.063.045
ST6,3X50MM*	200	55664.063.050
ST6,3X60MM*	200	55664.063.060
ST6,3X70MM*	200	55664.063.070
ST6,3X80MM*	200	55664.063.080

Samořezný šroub s válcovou hlavou s čtyřhrannou drážkou

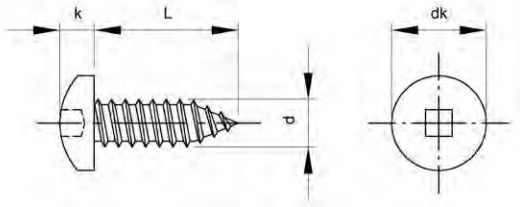

DIN	**≈7981 C**
ISO	≈7049 C
ASME	≈B18.6.4
NF	≈E25-654 C

Technické údaje

d	d_k	k	P	Čís. čtyřhranu
ST3.5	6.9	2.6	1.3	1
ST3.9	7.5	2.8	1.4	1
ST4.2	8.2	3.05	1.4	2
ST4.8	9.5	3.55	1.6	2

51663 **Samořezný šroub s válcovou hlavou s čtyřhrannou drážkou** **R03A**

Závit Samořezný závit
Materiál Nerezocel A2

6

d x L	✉	Kód výrobku
ST3,5X9,5MM*	200	51663.035.009
ST3,5X13MM*	200	51663.035.013
ST3,5X19MM*	200	51663.035.019
ST3,5X22MM*	200	51663.035.022
ST3,5X25MM*	200	51663.035.025
ST3,9X9,5MM*	200	51663.039.009
ST3,9X13MM*	200	51663.039.013
ST3,9X16MM*	200	51663.039.016
ST3,9X19MM*	200	51663.039.019
ST3,9X22MM*	200	51663.039.022
ST3,9X25MM*	200	51663.039.025
ST3,9X32MM*	200	51663.039.032
ST3,9X38MM*	200	51663.039.038

d x L	✉	Kód výrobku
ST4,2X9,5MM*	200	51663.042.009
ST4,2X13MM*	200	51663.042.013
ST4,2X16MM*	200	51663.042.016
ST4,2X19MM*	200	51663.042.019
ST4,2X25MM*	200	51663.042.025
ST4,2X32MM*	200	51663.042.032
ST4,2X38MM*	200	51663.042.038
ST4,2X45MM*	200	51663.042.045
ST4,2X50MM*	200	51663.042.050
ST4,8X13MM*	200	51663.048.013
ST4,8X16MM*	200	51663.048.016
ST4,8X19MM*	200	51663.048.019

d x L	✉	Kód výrobku
ST4,8X22MM*	200	51663.048.022
ST4,8X25MM*	200	51663.048.025
ST4,8X32MM*	200	51663.048.032
ST4,8X38MM*	200	51663.048.038
ST4,8X45MM*	200	51663.048.045
ST4,8X50MM*	200	51663.048.050
ST4,8X60MM*	200	51663.048.060
ST4,8X70MM*	200	51663.048.070
ST4,8X80MM*	200	51663.048.080
ST4,8X100MM*	200	51663.048.100
ST4,8X120MM*	200	51663.048.120
ST4,8X150MM*	200	51663.048.150

Samořezný šroub se zápustnou hlavou s křížovou drážkou

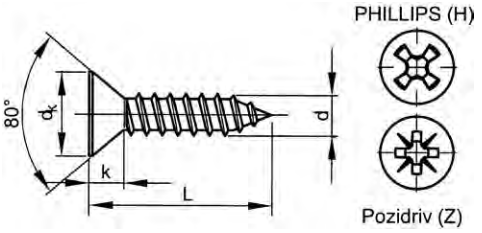

DIN	**7982**
ISO	7050
NF	E25-656

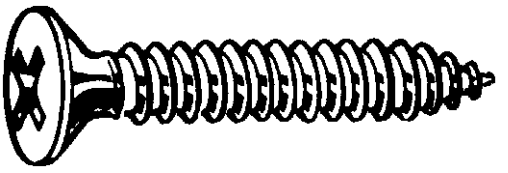

Technické údaje

d	d_k	k ≈	P	Čís. křížové drážky
ST2.2	4.3	1.3	0.8	1
ST2.9	5.5	1.7	1.1	1
ST3.5	6.8	2.1	1.3	2
ST3.9	7.5	2.3	1.4	2
ST4.2	8.1	2.5	1.4	2
ST4.8	9.5	3	1.6	2
ST5.5	10.8	3.4	1.8	3
ST6.3	12.4	3.8	1.8	3

Skupiny produktů

Závit	Typ drážky	Materiál	Povrchová úprava		Kód	Strana
ST	Phillips	Oc	Zn		26680	6-87
ST	Phillips	Oc	Zn	Velké Balení	26690	6-88
ST	Pozidriv	Oc	Zn		26770	6-88
ST	Phillips	Oc	Ni.		26220	6-88
ST	Pozidriv	Oc	Zn čern.		26432	6-89
ST	Phillips	NO A2			51680	6-89
ST	Pozidriv	NO A2			51681	6-89
ST	Phillips	NO A4			55680	6-90
ST	Pozidriv	NO A4			55681	6-90

6

26680 **Samořezný šroub se zápustnou hlavou s křížovou drážkou Phillips** **J01B**

Závit	Samořezný závit	**DIN**	**7982 C-H**
Materiál	Ocel	ISO	7050 C-H
Povrchová úprava	Pozinkované		

RoHS

d x L	✉	Kód výrobku
ST2,9X6,5MM	200	26680.029.006
ST2,9X9,5MM	200	26680.029.009
ST2,9X13MM	200	26680.029.013
ST2,9X16MM	200	26680.029.016
ST2,9X19MM	200	26680.029.019
ST2,9X22MM	200	26680.029.022
ST2,9X25MM	200	26680.029.025
ST3,5X9,5MM	200	26680.035.009
ST3,5X13MM	200	26680.035.013
ST3,5X16MM	200	26680.035.016
ST3,5X19MM	200	26680.035.019
ST3,5X22MM	200	26680.035.022
ST3,5X25MM	200	26680.035.025
ST3,5X32MM	200	26680.035.032
ST3,5X38MM	200	26680.035.038
ST3,9X9,5MM	200	26680.039.009
ST3,9X13MM	200	26680.039.013
ST3,9X16MM	200	26680.039.016
ST3,9X19MM	200	26680.039.019
ST3,9X22MM	200	26680.039.022

d x L	✉	Kód výrobku
ST3,9X25MM	200	26680.039.025
ST3,9X32MM	200	26680.039.032
ST4,2X9,5MM	200	26680.042.009
ST4,2X13MM	200	26680.042.013
ST4,2X16MM	200	26680.042.016
ST4,2X19MM	200	26680.042.019
ST4,2X22MM	200	26680.042.022
ST4,2X25MM	200	26680.042.025
ST4,2X32MM	200	26680.042.032
ST4,2X38MM	200	26680.042.038
ST4,2X45MM	200	26680.042.045
ST4,2X50MM	200	26680.042.050
ST4,8X13MM	200	26680.048.013
ST4,8X16MM	200	26680.048.016
ST4,8X19MM	200	26680.048.019
ST4,8X22MM	200	26680.048.022
ST4,8X25MM	200	26680.048.025
ST4,8X32MM	100	26680.048.032
ST4,8X38MM	100	26680.048.038
ST4,8X45MM	100	26680.048.045

d x L	✉	Kód výrobku
ST4,8X50MM	100	26680.048.050
ST5,5X13MM	200	26680.055.013
ST5,5X16MM	200	26680.055.016
ST5,5X19MM	200	26680.055.019
ST5,5X22MM	100	26680.055.022
ST5,5X25MM	100	26680.055.025
ST5,5X32MM	100	26680.055.032
ST5,5X38MM	100	26680.055.038
ST5,5X45MM	100	26680.055.045
ST5,5X50MM	100	26680.055.050
ST6,3X16MM	100	26680.063.016
ST6,3X19MM	100	26680.063.019
ST6,3X22MM	100	26680.063.022
ST6,3X25MM	100	26680.063.025
ST6,3X32MM	100	26680.063.032
ST6,3X38MM	100	26680.063.038
ST6,3X45MM	100	26680.063.045
ST6,3X50MM	100	26680.063.050
ST6,3X60MM	100	26680.063.060

- UPOZORNĚNÍ: Elektrolytické pokovení těchto produktů může způsobit vodíkovou křehkost.

26690 Samořezný šroub se zápustnou hlavou s křížovou drážkou Phillips — J01B

Závit	Samořezný závit	**DIN**	**7982 C-H**
Materiál	Ocel	ISO	7050 C-H
Povrchová úprava	Pozinkované		

d x L	✉	Kód výrobku	d x L	✉	Kód výrobku	d x L	✉	Kód výrobku
ST2,9X9,5MM	2000	26690.029.009	ST3,5X25MM	2000	26690.035.025	ST4,2X25MM	1000	26690.042.025
ST2,9X13MM	2000	26690.029.013						
			ST3,9X32MM	500	26690.039.032	ST4,8X16MM	1000	26690.048.016
ST3,5X9,5MM	2000	26690.035.009				ST4,8X19MM	1000	26690.048.019
ST3,5X13MM	2000	26690.035.013	ST4,2X13MM	1000	26690.042.013	ST4,8X25MM	1000	26690.048.025
ST3,5X16MM	2000	26690.035.016	ST4,2X16MM	1000	26690.042.016	ST4,8X32MM	500	26690.048.032
ST3,5X19MM	2000	26690.035.019	ST4,2X19MM	1000	26690.042.019	ST4,8X38MM	500	26690.048.038

- UPOZORNĚNÍ: Elektrolytické pokovení těchto produktů může způsobit vodíkovou křehkost.

26770 Samořezný šroub se zápustnou hlavou s křížovou drážkou Pozidriv — J01A

Závit	Samořezný závit	**DIN**	**7982 C-Z**
Materiál	Ocel	ISO	7050 C-Z
Povrchová úprava	Pozinkované	NF	E25-656 C

6

d x L	✉	Kód výrobku	d x L	✉	Kód výrobku	d x L	✉	Kód výrobku
ST2,9X9,5MM	200	26770.029.009	ST3,9X32MM	200	26770.039.032			
ST2,9X13MM	200	26770.029.013				ST5,5X13MM	200	26770.055.013
ST2,9X16MM	200	26770.029.016	ST4,2X9,5MM	200	26770.042.009	ST5,5X16MM	200	26770.055.016
ST2,9X19MM	200	26770.029.019	ST4,2X13MM	200	26770.042.013	ST5,5X19MM	200	26770.055.019
ST2,9X25MM	200	26770.029.025	ST4,2X16MM	200	26770.042.016	ST5,5X25MM	100	26770.055.025
			ST4,2X19MM	200	26770.042.019	ST5,5X32MM	100	26770.055.032
ST3,5X9,5MM	200	26770.035.009	ST4,2X25MM	200	26770.042.025	ST5,5X38MM	100	26770.055.038
ST3,5X13MM	200	26770.035.013	ST4,2X32MM	200	26770.042.032	ST5,5X45MM	100	26770.055.045
ST3,5X16MM	200	26770.035.016	ST4,2X38MM	200	26770.042.038	ST5,5X50MM	100	26770.055.050
ST3,5X19MM	200	26770.035.019	ST4,2X45MM	200	26770.042.045			
ST3,5X25MM	200	26770.035.025				ST6,3X16MM	100	26770.063.016
ST3,5X32MM	200	26770.035.032	ST4,8X13MM	200	26770.048.013	ST6,3X19MM	100	26770.063.019
ST3,5X38MM	200	26770.035.038	ST4,8X16MM	200	26770.048.016	ST6,3X25MM	100	26770.063.025
			ST4,8X19MM	200	26770.048.019	ST6,3X32MM	100	26770.063.032
ST3,9X9,5MM	200	26770.039.009	ST4,8X25MM	200	26770.048.025	ST6,3X38MM	100	26770.063.038
ST3,9X13MM	200	26770.039.013	ST4,8X32MM	100	26770.048.032	ST6,3X45MM	100	26770.063.045
ST3,9X16MM	200	26770.039.016	ST4,8X38MM	100	26770.048.038	ST6,3X50MM	100	26770.063.050
ST3,9X19MM	200	26770.039.019	ST4,8X45MM	100	26770.048.045	ST6,3X60MM	100	26770.063.060
ST3,9X25MM	200	26770.039.025	ST4,8X50MM	100	26770.048.050			

- UPOZORNĚNÍ: Elektrolytické pokovení těchto produktů může způsobit vodíkovou křehkost.

26220 Samořezný šroub se zápustnou hlavou s křížovou drážkou Phillips — J03B

Závit	Samořezný závit	**DIN**	**7982 C-H**
Materiál	Ocel	ISO	7050 C-H
Povrchová úprava	Poniklované		

d x L	✉	Kód výrobku	d x L	✉	Kód výrobku	d x L	✉	Kód výrobku
ST3,5X13MM	200	26220.035.013	ST4,2X25MM	200	26220.042.025	ST5,5X25MM	100	26220.055.025
ST3,5X16MM	200	26220.035.016	ST4,2X32MM	200	26220.042.032	ST5,5X32MM	100	26220.055.032
ST3,5X19MM	200	26220.035.019	ST4,2X38MM	200	26220.042.038			
ST3,5X25MM	200	26220.035.025				ST6,3X25MM	100	26220.063.025
			ST4,8X16MM	200	26220.048.016	ST6,3X45MM	100	26220.063.045
ST4,2X9,5MM	200	26220.042.009	ST4,8X19MM	200	26220.048.019	ST6,3X50MM	100	26220.063.050
ST4,2X13MM	200	26220.042.013	ST4,8X25MM	200	26220.048.025	ST6,3X55MM	100	26220.063.055
ST4,2X16MM	200	26220.042.016	ST4,8X32MM	100	26220.048.032	ST6,3X60MM	100	26220.063.060
ST4,2X19MM	200	26220.042.019						

- UPOZORNĚNÍ: Elektrolytické pokovení těchto produktů může způsobit vodíkovou křehkost.

26432 Samořezný šroub se zápustnou hlavou s křížovou drážkou Pozidriv — J03B

Závit	Samořezný závit	**DIN**	**7982 C-Z**
Materiál	Ocel	ISO	7050 C-Z
Povrchová úprava	Pozinkované černě pasivované	NF	E25-656 C

d x L	✉	Kód výrobku	d x L	✉	Kód výrobku	d x L	✉	Kód výrobku
ST2,9X13MM	200	26432.029.013	ST3,5X16MM	200	26432.035.016	ST4,2X16MM	200	26432.042.016
			ST3,5X19MM	200	26432.035.019	ST4,2X19MM	200	26432.042.019
ST3,5X9,5MM	200	26432.035.009						

- UPOZORNĚNÍ: Elektrolytické pokovení těchto produktů může způsobit vodíkovou křehkost.

51680 Samořezný šroub se zápustnou hlavou s křížovou drážkou Phillips — R01A

Závit	Samořezný závit	**DIN**	**7982 C-H**
Materiál	Nerezocel A2	ISO	7050 C-H

RoHS

d x L	✉	Kód výrobku	d x L	✉	Kód výrobku	d x L	✉	Kód výrobku
ST2,2X6,5MM	1000	51680.022.006	ST3,9X22MM	200	51680.039.022	ST4,8X80MM	200	51680.048.080
ST2,2X9,5MM*	1000	51680.022.009	ST3,9X25MM	200	51680.039.025	ST4,8X90MM	200	51680.048.090
ST2,2X13MM*	1000	51680.022.013	ST3,9X32MM	200	51680.039.032	ST4,8X100MM	100	51680.048.100
ST2,2X16MM	1000	51680.022.016	ST3,9X38MM	200	51680.039.038	ST4,8X120MM*	200	51680.048.120
ST2,2X19MM*	1000	51680.022.019	ST3,9X45MM*	500	51680.039.045			
ST2,2X22MM*	1000	51680.022.022	ST3,9X50MM	500	51680.039.050	ST5,5X13MM	200	51680.055.013
ST2,2X25MM*	1000	51680.022.025	ST3,9X60MM*	500	51680.039.060	ST5,5X16MM	200	51680.055.016
			ST3,9X70MM*	500	51680.039.070	ST5,5X19MM	200	51680.055.019
ST2,9X6,5MM	200	51680.029.006				ST5,5X22MM	200	51680.055.022
ST2,9X9,5MM	200	51680.029.009	ST4,2X9,5MM	200	51680.042.009	ST5,5X25MM	200	51680.055.025
ST2,9X13MM	200	51680.029.013	ST4,2X13MM	200	51680.042.013	ST5,5X32MM	100	51680.055.032
ST2,9X16MM	200	51680.029.016	ST4,2X16MM	200	51680.042.016	ST5,5X38MM	100	51680.055.038
ST2,9X19MM	200	51680.029.019	ST4,2X19MM	200	51680.042.019	ST5,5X45MM	100	51680.055.045
ST2,9X22MM	200	51680.029.022	ST4,2X22MM	200	51680.042.022	ST5,5X50MM	100	51680.055.050
ST2,9X25MM	200	51680.029.025	ST4,2X25MM	200	51680.042.025	ST5,5X60MM	200	51680.055.060
ST2,9X32MM*	1000	51680.029.032	ST4,2X32MM	200	51680.042.032	ST5,5X70MM*	200	51680.055.070
			ST4,2X38MM	200	51680.042.038	ST5,5X80MM*	200	51680.055.080
ST3,5X6,5MM*	1000	51680.035.006	ST4,2X45MM	200	51680.042.045	ST5,5X90MM*	200	51680.055.090
ST3,5X9,5MM	200	51680.035.009	ST4,2X50MM	200	51680.042.050	ST5,5X100MM*	200	51680.055.100
ST3,5X13MM	200	51680.035.013	ST4,2X60MM	200	51680.042.060	ST5,5X120MM*	200	51680.055.120
ST3,5X16MM	200	51680.035.016	ST4,2X70MM*	200	51680.042.070			
ST3,5X19MM	200	51680.035.019	ST4,2X80MM*	200	51680.042.080	ST6,3X13MM*	500	51680.063.013
ST3,5X22MM	200	51680.035.022				ST6,3X16MM	100	51680.063.016
ST3,5X25MM	200	51680.035.025	ST4,8X9,5MM	200	51680.048.009	ST6,3X19MM	100	51680.063.019
ST3,5X32MM	200	51680.035.032	ST4,8X13MM	200	51680.048.013	ST6,3X22MM	100	51680.063.022
ST3,5X38MM	200	51680.035.038	ST4,8X16MM	200	51680.048.016	ST6,3X25MM	100	51680.063.025
ST3,5X45MM*	500	51680.035.045	ST4,8X19MM	200	51680.048.019	ST6,3X32MM	100	51680.063.032
ST3,5X50MM*	500	51680.035.050	ST4,8X22MM	200	51680.048.022	ST6,3X38MM	100	51680.063.038
ST3,5X60MM*	500	51680.035.060	ST4,8X25MM	200	51680.048.025	ST6,3X45MM	100	51680.063.045
ST3,5X70MM*	500	51680.035.070	ST4,8X32MM	200	51680.048.032	ST6,3X50MM	100	51680.063.050
			ST4,8X38MM	200	51680.048.038	ST6,3X60MM*	200	51680.063.060
ST3,9X6,5MM*	1000	51680.039.006	ST4,8X45MM	200	51680.048.045	ST6,3X70MM*	200	51680.063.070
ST3,9X9,5MM	200	51680.039.009	ST4,8X50MM	200	51680.048.050	ST6,3X80MM*	200	51680.063.080
ST3,9X13MM	200	51680.039.013	ST4,8X55MM*	200	51680.048.055	ST6,3X90MM*	200	51680.063.090
ST3,9X16MM	200	51680.039.016	ST4,8X60MM	200	51680.048.060	ST6,3X100MM*	200	51680.063.100
ST3,9X19MM	200	51680.039.019	ST4,8X70MM	200	51680.048.070			

51681 Samořezný šroub se zápustnou hlavou s křížovou drážkou Pozidriv — R01A

Závit	Samořezný závit	**DIN**	**7982 C-Z**
Materiál	Nerezocel A2	ISO	7050 C-Z
		NF	E25-656 C

RoHS

d x L	✉	Kód výrobku	d x L	✉	Kód výrobku	d x L	✉	Kód výrobku
ST2,2X6,5MM*	1000	51681.022.006	ST2,9X16MM	200	51681.029.016	ST3,5X19MM	200	51681.035.019
ST2,2X9,5MM*	1000	51681.022.009	ST2,9X19MM	200	51681.029.019	ST3,5X22MM*	1000	51681.035.022
ST2,2X13MM*	1000	51681.022.013	ST2,9X22MM*	1000	51681.029.022	ST3,5X25MM	200	51681.035.025
ST2,2X16MM*	1000	51681.022.016	ST2,9X25MM	200	51681.029.025	ST3,5X32MM	200	51681.035.032
ST2,2X19MM*	1000	51681.022.019	ST2,9X32MM*	1000	51681.029.032	ST3,5X38MM	200	51681.035.038
ST2,2X25MM*	1000	51681.022.025						
			ST3,5X6,5MM*	1000	51681.035.006	ST3,9X6,5MM*	1000	51681.039.006
ST2,9X6,5MM*	1000	51681.029.006	ST3,5X9,5MM	200	51681.035.009	ST3,9X9,5MM*	1000	51681.039.009
ST2,9X9,5MM	200	51681.029.009	ST3,5X13MM	200	51681.035.013	ST3,9X13MM	200	51681.039.013
ST2,9X13MM	200	51681.029.013	ST3,5X16MM	200	51681.035.016	ST3,9X16MM	200	51681.039.016

51681 Samořezný šroub se zápustnou hlavou s křížovou drážkou Pozidriv

d x L	✉	Kód výrobku
ST3,9X19MM	200	51681.039.019
ST3,9X22MM*	1000	51681.039.022
ST3,9X25MM	200	51681.039.025
ST3,9X32MM	200	51681.039.032
ST3,9X38MM*	500	51681.039.038
ST3,9X45MM*	500	51681.039.045
ST3,9X50MM*	500	51681.039.050
ST4,2X9,5MM*	1000	51681.042.009
ST4,2X13MM	200	51681.042.013
ST4,2X16MM	200	51681.042.016
ST4,2X19MM	200	51681.042.019
ST4,2X22MM*	1000	51681.042.022
ST4,2X25MM	200	51681.042.025
ST4,2X32MM	200	51681.042.032
ST4,2X38MM	200	51681.042.038
ST4,2X45MM	200	51681.042.045
ST4,2X50MM	200	51681.042.050
ST4,2X60MM*	200	51681.042.060
ST4,2X70MM*	200	51681.042.070

d x L	✉	Kód výrobku
ST4,8X9,5MM*	1000	51681.048.009
ST4,8X13MM*	1000	51681.048.013
ST4,8X16MM	200	51681.048.016
ST4,8X19MM	200	51681.048.019
ST4,8X22MM*	1000	51681.048.022
ST4,8X25MM	200	51681.048.025
ST4,8X32MM	200	51681.048.032
ST4,8X38MM	200	51681.048.038
ST4,8X45MM	200	51681.048.045
ST4,8X50MM	200	51681.048.050
ST4,8X60MM	200	51681.048.060
ST4,8X70MM	200	51681.048.070
ST4,8X80MM*	200	51681.048.080
ST4,8X90MM*	200	51681.048.090
ST4,8X100MM*	200	51681.048.100
ST5,5X13MM*	1000	51681.055.013
ST5,5X16MM*	1000	51681.055.016
ST5,5X19MM	200	51681.055.019
ST5,5X22MM*	1000	51681.055.022
ST5,5X25MM*	500	51681.055.025

d x L	✉	Kód výrobku
ST5,5X32MM	100	51681.055.032
ST5,5X38MM	100	51681.055.038
ST5,5X45MM	100	51681.055.045
ST5,5X50MM	100	51681.055.050
ST5,5X60MM*	200	51681.055.060
ST5,5X70MM*	200	51681.055.070
ST5,5X80MM*	200	51681.055.080
ST5,5X100MM*	200	51681.055.100
ST6,3X16MM*	500	51681.063.016
ST6,3X19MM*	500	51681.063.019
ST6,3X22MM*	500	51681.063.022
ST6,3X25MM	100	51681.063.025
ST6,3X32MM	100	51681.063.032
ST6,3X38MM	100	51681.063.038
ST6,3X45MM	100	51681.063.045
ST6,3X50MM	100	51681.063.050
ST6,3X60MM*	200	51681.063.060
ST6,3X70MM*	200	51681.063.070
ST6,3X80MM*	200	51681.063.080

55680 Samořezný šroub se zápustnou hlavou s křížovou drážkou Phillips R41A

Závit Samořezný závit
Materiál Nerezocel A4

DIN **7982 C-H**
ISO 7050 C-H

RoHS

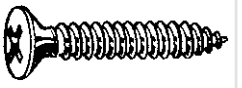

6

d x L	✉	Kód výrobku
ST2,2X6,5MM*	1000	55680.022.006
ST2,2X9,5MM*	1000	55680.022.009
ST2,2X19MM*	1000	55680.022.019
ST2,9X6,5MM*	1000	55680.029.006
ST2,9X9,5MM	200	55680.029.009
ST2,9X13MM	200	55680.029.013
ST2,9X16MM	200	55680.029.016
ST2,9X19MM	200	55680.029.019
ST2,9X22MM*	1000	55680.029.022
ST2,9X25MM	200	55680.029.025
ST2,9X32MM*	1000	55680.029.032
ST3,5X6,5MM*	1000	55680.035.006
ST3,5X9,5MM	200	55680.035.009
ST3,5X13MM	200	55680.035.013
ST3,5X16MM	200	55680.035.016
ST3,5X19MM	200	55680.035.019
ST3,5X22MM	200	55680.035.022
ST3,5X25MM	200	55680.035.025
ST3,5X32MM	200	55680.035.032
ST3,5X38MM*	1000	55680.035.038
ST3,9X9,5MM*	1000	55680.039.009
ST3,9X13MM	200	55680.039.013
ST3,9X16MM	200	55680.039.016
ST3,9X19MM	200	55680.039.019
ST3,9X22MM	200	55680.039.022
ST3,9X25MM	200	55680.039.025
ST3,9X32MM*	1000	55680.039.032

d x L	✉	Kód výrobku
ST3,9X38MM*	500	55680.039.038
ST3,9X45MM*	500	55680.039.045
ST3,9X50MM*	500	55680.039.050
ST4,2X9,5MM*	1000	55680.042.009
ST4,2X13MM	200	55680.042.013
ST4,2X16MM	200	55680.042.016
ST4,2X19MM	200	55680.042.019
ST4,2X22MM	200	55680.042.022
ST4,2X25MM	200	55680.042.025
ST4,2X32MM	200	55680.042.032
ST4,2X38MM	200	55680.042.038
ST4,2X45MM*	500	55680.042.045
ST4,2X50MM*	200	55680.042.050
ST4,2X60MM*	200	55680.042.060
ST4,2X70MM*	200	55680.042.070
ST4,8X9,5MM*	1000	55680.048.009
ST4,8X13MM*	1000	55680.048.013
ST4,8X16MM	200	55680.048.016
ST4,8X19MM	200	55680.048.019
ST4,8X22MM	200	55680.048.022
ST4,8X25MM	200	55680.048.025
ST4,8X32MM	200	55680.048.032
ST4,8X38MM	200	55680.048.038
ST4,8X45MM*	200	55680.048.045
ST4,8X50MM*	200	55680.048.050
ST4,8X60MM*	200	55680.048.060
ST4,8X70MM*	200	55680.048.070
ST4,8X80MM*	200	55680.048.080

d x L	✉	Kód výrobku
ST4,8X90MM*	200	55680.048.090
ST4,8X100MM*	200	55680.048.100
ST5,5X13MM*	1000	55680.055.013
ST5,5X16MM	200	55680.055.016
ST5,5X19MM	200	55680.055.019
ST5,5X22MM	200	55680.055.022
ST5,5X25MM	200	55680.055.025
ST5,5X32MM	100	55680.055.032
ST5,5X38MM	100	55680.055.038
ST5,5X45MM	100	55680.055.045
ST5,5X50MM	100	55680.055.050
ST5,5X60MM*	200	55680.055.060
ST5,5X70MM*	200	55680.055.070
ST5,5X80MM*	200	55680.055.080
ST5,5X100MM*	200	55680.055.100
ST6,3X13MM*	500	55680.063.013
ST6,3X16MM	100	55680.063.016
ST6,3X19MM	100	55680.063.019
ST6,3X22MM	100	55680.063.022
ST6,3X25MM	100	55680.063.025
ST6,3X32MM	100	55680.063.032
ST6,3X38MM	100	55680.063.038
ST6,3X45MM	100	55680.063.045
ST6,3X50MM	100	55680.063.050
ST6,3X60MM*	200	55680.063.060
ST6,3X70MM*	200	55680.063.070
ST6,3X80MM*	200	55680.063.080
ST6,3X90MM*	200	55680.063.090

55681 Samořezný vrut s křížovou drážkou Pozidriv a zápustnou hlavou R41A

Závit Samořezný závit
Materiál Nerezocel A4

DIN **7982 C-Z**
ISO 7050 C-Z
NF E25-656 C

RoHS

d x L	✉	Kód výrobku
ST2,2X6,5MM*	1000	55681.022.006
ST2,2X9,5MM*	1000	55681.022.009
ST2,2X13MM*	1000	55681.022.013
ST2,2X16MM*	1000	55681.022.016
ST2,2X19MM*	1000	55681.022.019
ST2,9X6,5MM*	1000	55681.029.006

d x L	✉	Kód výrobku
ST2,9X9,5MM*	1000	55681.029.009
ST2,9X13MM*	1000	55681.029.013
ST2,9X16MM*	1000	55681.029.016
ST2,9X19MM*	1000	55681.029.019
ST2,9X22MM*	1000	55681.029.022
ST2,9X25MM*	1000	55681.029.025
ST2,9X32MM*	1000	55681.029.032

d x L	✉	Kód výrobku
ST3,5X6,5MM*	1000	55681.035.006
ST3,5X9,5MM*	1000	55681.035.009
ST3,5X13MM*	1000	55681.035.013
ST3,5X16MM*	1000	55681.035.016
ST3,5X19MM*	1000	55681.035.019
ST3,5X22MM*	1000	55681.035.022

55681 **Samořezný vrut s křížovou drážkou Pozidriv a zápustnou hlavou** ←

d x L	✉	Kód výrobku	d x L	✉	Kód výrobku	d x L	✉	Kód výrobku
ST3,5X25MM*	1000	55681.035.025	ST4,2X50MM*	200	55681.042.050	ST5,5X38MM*	500	55681.055.038
ST3,5X32MM*	1000	55681.035.032	ST4,2X60MM*	200	55681.042.060	ST5,5X45MM*	200	55681.055.045
ST3,5X38MM*	1000	55681.035.038				ST5,5X50MM*	200	55681.055.050
			ST4,8X9MM*	1000	55681.048.009	ST5,5X60MM*	200	55681.055.060
ST3,9X9,5MM*	1000	55681.039.009	ST4,8X13MM*	1000	55681.048.013	ST5,5X70MM*	200	55681.055.070
ST3,9X13MM*	1000	55681.039.013	ST4,8X16MM*	1000	55681.048.016	ST5,5X80MM*	200	55681.055.080
ST3,9X16MM*	1000	55681.039.016	ST4,8X19MM*	1000	55681.048.019	ST5,5X90MM*	200	55681.055.090
ST3,9X19MM*	1000	55681.039.019	ST4,8X22MM*	1000	55681.048.022	ST5,5X100MM*	200	55681.055.100
ST3,9X22MM*	1000	55681.039.022	ST4,8X25MM*	500	55681.048.025			
ST3,9X25MM*	1000	55681.039.025	ST4,8X32MM*	500	55681.048.032	ST6,3X13MM*	500	55681.063.013
ST3,9X32MM*	1000	55681.039.032	ST4,8X38MM*	500	55681.048.038	ST6,3X16MM*	500	55681.063.016
ST3,9X38MM*	500	55681.039.038	ST4,8X45MM*	200	55681.048.045	ST6,3X19MM*	500	55681.063.019
ST3,9X50MM*	500	55681.039.050	ST4,8X50MM*	200	55681.048.050	ST6,3X22MM*	500	55681.063.022
			ST4,8X60MM*	200	55681.048.060	ST6,3X25MM*	200	55681.063.025
ST4,2X9,5MM*	1000	55681.042.009	ST4,8X70MM*	200	55681.048.070	ST6,3X32MM*	200	55681.063.032
ST4,2X13MM*	1000	55681.042.013	ST4,8X80MM*	200	55681.048.080	ST6,3X38MM*	200	55681.063.038
ST4,2X16MM*	1000	55681.042.016				ST6,3X45MM*	200	55681.063.045
ST4,2X19MM*	1000	55681.042.019	ST5,5X13MM*	1000	55681.055.013	ST6,3X50MM*	200	55681.063.050
ST4,2X22MM*	1000	55681.042.022	ST5,5X16MM*	1000	55681.055.016	ST6,3X60MM*	200	55681.063.060
ST4,2X25MM*	1000	55681.042.025	ST5,5X19MM*	1000	55681.055.019	ST6,3X70MM*	200	55681.063.070
ST4,2X32MM*	500	55681.042.032	ST5,5X22MM*	1000	55681.055.022	ST6,3X80MM*	200	55681.063.080
ST4,2X38MM*	500	55681.042.038	ST5,5X25MM*	500	55681.055.025	ST6,3X90MM*	200	55681.063.090
ST4,2X45MM*	500	55681.042.045	ST5,5X32MM*	500	55681.055.032	ST6,3X100MM*	200	55681.063.100

Samořezný šroub se zápustnou hlavou s T-hvězdicí

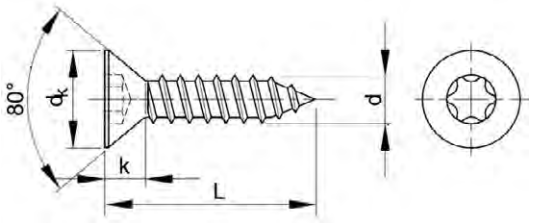

ISO **14586 C**
DIN ≈7982 C

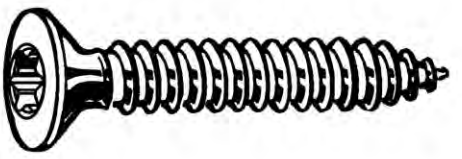

6

Technické údaje

d	d_k	Drážka	k ≈	P
ST2.2	4.3	T6	1.3	0.8
ST2.9	5.5	T10	1.7	1.1
ST3.5	7.3	T15	2.35	1.3
ST3.9 (≠ISO)	7.5	T20	2.3	1.3
ST4.2	8.4	T20	2.6	1.4
ST4.8	9.3	T25	2.8	1.6
ST5.5	10.3	T25	3	1.8
ST6.3	11.3	T30	3.15	1.8

Skupiny produktů

Závit	Typ drážky	Materiál	Povrchová úprava	Kód	Strana
ST	T-hvězdice	Oc	Zn	26521	6-91
ST	T-hvězdice	NO A2		51683	6-92
ST	T-hvězdice	NO A4		55683	6-92

26521 **Samořezný šroub se zápustnou hlavou s T-hvězdicí** **J03A**

Závit Samořezný závit
Materiál Ocel
Povrchová úprava Pozinkované

RoHS



d x L	✉	Kód výrobku	d x L	✉	Kód výrobku	d x L	✉	Kód výrobku
ST2,9X9,5MM	200	26521.029.009	ST3,5X32MM	200	26521.035.032	ST4,2X9,5MM	500	26521.042.009
ST2,9X13MM	200	26521.029.013	ST3,5X38MM	200	26521.035.038	ST4,2X13MM	500	26521.042.013
ST2,9X16MM	500	26521.029.016				ST4,2X16MM	500	26521.042.016
ST2,9X19MM	500	26521.029.019	ST3,9X9,5MM	200	26521.039.009	ST4,2X19MM	200	26521.042.019
			ST3,9X16MM	500	26521.039.016	ST4,2X22MM	500	26521.042.022
ST3,5X9,5MM	1000	26521.035.009	ST3,9X19MM	500	26521.039.019	ST4,2X25MM	500	26521.042.025
ST3,5X13MM	1000	26521.035.013	ST3,9X22MM	500	26521.039.022	ST4,2X32MM	200	26521.042.032
ST3,5X16MM	200	26521.035.016	ST3,9X25MM	500	26521.039.025	ST4,2X38MM	200	26521.042.038
ST3,5X19MM	200	26521.035.019	ST3,9X32MM	500	26521.039.032	ST4,2X45MM	200	26521.042.045
ST3,5X22MM	500	26521.035.022	ST3,9X38MM	200	26521.039.038	ST4,2X50MM	200	26521.042.050
ST3,5X25MM	500	26521.035.025						

26521 Samořezný šroub se zápustnou hlavou s T-hvězdicí

d x L	✉	Kód výrobku	d x L	✉	Kód výrobku	d x L	✉	Kód výrobku
ST4,8X16MM	500	26521.048.016	ST4,8X38MM	200	26521.048.038			
ST4,8X19MM	200	26521.048.019	ST4,8X45MM	200	26521.048.045	ST6,3X45MM	100	26521.063.045
ST4,8X22MM	500	26521.048.022	ST4,8X50MM	100	26521.048.050	ST6,3X50MM	100	26521.063.050
ST4,8X25MM	200	26521.048.025						
ST4,8X32MM	200	26521.048.032	ST5,5X45MM	100	26521.055.045			

- UPOZORNĚNÍ: Elektrolytické pokovení těchto produktů může způsobit vodíkovou křehkost.

51683 Samořezný šroub se zápustnou hlavou s T-hvězdicí R03A

Závit Samořezný závit
Materiál Nerezocel A2



d x L	✉	Kód výrobku	d x L	✉	Kód výrobku	d x L	✉	Kód výrobku
ST2,2X6,5MM*	1000	51683.022.006	ST3,9X9,5MM*	1000	51683.039.009	ST4,8X45MM*	200	51683.048.045
ST2,2X9,5MM*	1000	51683.022.009	ST3,9X13MM*	1000	51683.039.013	ST4,8X50MM*	200	51683.048.050
ST2,2X13MM*	1000	51683.022.013	ST3,9X16MM*	1000	51683.039.016	ST4,8X60MM*	200	51683.048.060
ST2,2X16MM*	1000	51683.022.016	ST3,9X19MM*	1000	51683.039.019			
ST2,2X19MM*	1000	51683.022.019	ST3,9X22MM*	1000	51683.039.022	ST5,5X13MM*	1000	51683.055.013
ST2,2X22MM*	1000	51683.022.022	ST3,9X25MM*	1000	51683.039.025	ST5,5X16MM*	1000	51683.055.016
ST2,2X25MM*	1000	51683.022.025	ST3,9X32MM*	1000	51683.039.032	ST5,5X19MM*	1000	51683.055.019
			ST3,9X38MM*	500	51683.039.038	ST5,5X22MM*	1000	51683.055.022
ST2,9X6,5MM*	1000	51683.029.006	ST3,9X45MM*	500	51683.039.045	ST5,5X25MM*	500	51683.055.025
ST2,9X9,5MM*	1000	51683.029.009	ST3,9X50MM*	500	51683.039.050	ST5,5X32MM*	500	51683.055.032
ST2,9X13MM*	1000	51683.029.013				ST5,5X38MM*	500	51683.055.038
ST2,9X16MM*	1000	51683.029.016	ST4,2X9,5MM*	1000	51683.042.009	ST5,5X45MM*	200	51683.055.045
ST2,9X19MM*	1000	51683.029.019	ST4,2X13MM*	1000	51683.042.013	ST5,5X50MM*	200	51683.055.050
ST2,9X22MM*	1000	51683.029.022	ST4,2X16MM*	1000	51683.042.016	ST5,5X60MM*	200	51683.055.060
ST2,9X25MM*	1000	51683.029.025	ST4,2X19MM*	1000	51683.042.019	ST5,5X70MM*	200	51683.055.070
ST2,9X32MM*	1000	51683.029.032	ST4,2X22MM*	1000	51683.042.022	ST5,5X80MM*	200	51683.055.080
			ST4,2X25MM*	1000	51683.042.025			
ST3,5X6,5MM*	1000	51683.035.006	ST4,2X32MM*	500	51683.042.032	ST6,3X13MM*	500	51683.063.013
ST3,5X9,5MM*	1000	51683.035.009	ST4,2X38MM*	500	51683.042.038	ST6,3X16MM*	500	51683.063.016
ST3,5X13MM*	1000	51683.035.013	ST4,2X45MM*	500	51683.042.045	ST6,3X19MM*	500	51683.063.019
ST3,5X16MM*	1000	51683.035.016	ST4,2X50MM*	200	51683.042.050	ST6,3X22MM*	500	51683.063.022
ST3,5X19MM*	1000	51683.035.019				ST6,3X25MM*	200	51683.063.025
ST3,5X22MM*	1000	51683.035.022	ST4,8X9,5MM*	1000	51683.048.009	ST6,3X32MM*	200	51683.063.032
ST3,5X25MM*	1000	51683.035.025	ST4,8X13MM*	1000	51683.048.013	ST6,3X38MM*	200	51683.063.038
ST3,5X32MM*	1000	51683.035.032	ST4,8X16MM*	1000	51683.048.016	ST6,3X45MM*	200	51683.063.045
ST3,5X38MM*	1000	51683.035.038	ST4,8X19MM*	1000	51683.048.019	ST6,3X50MM*	200	51683.063.050
ST3,5X45MM*	500	51683.035.045	ST4,8X22MM*	1000	51683.048.022	ST6,3X60MM*	200	51683.063.060
ST3,5X50MM*	500	51683.035.050	ST4,8X25MM*	500	51683.048.025	ST6,3X70MM*	200	51683.063.070
			ST4,8X32MM*	500	51683.048.032	ST6,3X80MM*	200	51683.063.080
ST3,9X6,5MM*	1000	51683.039.006	ST4,8X38MM*	500	51683.048.038			

55683 Samořezný šroub se zápustnou hlavou s T-hvězdicí R43A

Závit Samořezný závit
Materiál Nerezocel A4



d x L	✉	Kód výrobku	d x L	✉	Kód výrobku	d x L	✉	Kód výrobku
ST2,2X6,5MM*	1000	55683.022.006	ST3,5X22MM*	1000	55683.035.022	ST4,2X16MM*	1000	55683.042.016
ST2,2X9,5MM*	1000	55683.022.009	ST3,5X25MM*	1000	55683.035.025	ST4,2X19MM*	1000	55683.042.019
ST2,2X13MM*	1000	55683.022.013	ST3,5X32MM*	1000	55683.035.032	ST4,2X22MM*	1000	55683.042.022
ST2,2X16MM*	1000	55683.022.016	ST3,5X38MM*	1000	55683.035.038	ST4,2X25MM*	1000	55683.042.025
ST2,2X19MM*	1000	55683.022.019	ST3,5X45MM*	500	55683.035.045	ST4,2X32MM*	500	55683.042.032
ST2,2X25MM*	1000	55683.022.025	ST3,5X50MM*	500	55683.035.050	ST4,2X38MM*	500	55683.042.038
						ST4,2X45MM*	500	55683.042.045
ST2,9X6,5MM*	1000	55683.029.006	ST3,9X6,5MM*	1000	55683.039.006	ST4,2X50MM*	200	55683.042.050
ST2,9X9,5MM*	1000	55683.029.009	ST3,9X9,5MM*	1000	55683.039.009	ST4,2X60MM*	200	55683.042.060
ST2,9X13MM*	1000	55683.029.013	ST3,9X13MM*	1000	55683.039.013			
ST2,9X16MM*	1000	55683.029.016	ST3,9X16MM*	1000	55683.039.016	ST4,8X9,5MM*	1000	55683.048.009
ST2,9X19MM*	1000	55683.029.019	ST3,9X19MM*	1000	55683.039.019	ST4,8X13MM*	1000	55683.048.013
ST2,9X22MM*	1000	55683.029.022	ST3,9X22MM*	1000	55683.039.022	ST4,8X16MM*	1000	55683.048.016
ST2,9X25MM*	1000	55683.029.025	ST3,9X25MM*	1000	55683.039.025	ST4,8X19MM*	1000	55683.048.019
ST2,9X32MM*	1000	55683.029.032	ST3,9X32MM*	1000	55683.039.032	ST4,8X22MM*	1000	55683.048.022
			ST3,9X38MM*	500	55683.039.038	ST4,8X25MM*	500	55683.048.025
ST3,5X6,5MM*	1000	55683.035.006	ST3,9X45MM*	500	55683.039.045	ST4,8X32MM*	500	55683.048.032
ST3,5X9,5MM*	1000	55683.035.009	ST3,9X50MM*	500	55683.039.050	ST4,8X38MM*	500	55683.048.038
ST3,5X13MM*	1000	55683.035.013				ST4,8X45MM*	200	55683.048.045
ST3,5X16MM*	1000	55683.035.016	ST4,2X9,5MM*	1000	55683.042.009	ST4,8X50MM*	200	55683.048.050
ST3,5X19MM*	1000	55683.035.019	ST4,2X13MM*	1000	55683.042.013	ST4,8X60MM*	200	55683.048.060

55683 **Samořezný šroub se zápustnou hlavou s T-hvězdicí** ←

d x L	✉	Kód výrobku	d x L	✉	Kód výrobku	d x L	✉	Kód výrobku
			ST5,5X50MM*	200	55683.055.050	ST6,3X25MM*	200	55683.063.025
ST5,5X13MM*	1000	55683.055.013	ST5,5X60MM*	200	55683.055.060	ST6,3X32MM*	200	55683.063.032
ST5,5X16MM*	1000	55683.055.016	ST5,5X70MM*	200	55683.055.070	ST6,3X38MM*	200	55683.063.038
ST5,5X19MM*	1000	55683.055.019	ST5,5X80MM*	200	55683.055.080	ST6,3X45MM*	200	55683.063.045
ST5,5X22MM*	1000	55683.055.022				ST6,3X50MM*	200	55683.063.050
ST5,5X25MM*	500	55683.055.025	ST6,3X13MM*	500	55683.063.013	ST6,3X60MM*	200	55683.063.060
ST5,5X32MM*	500	55683.055.032	ST6,3X16MM*	500	55683.063.016	ST6,3X70MM*	200	55683.063.070
ST5,5X38MM*	500	55683.055.038	ST6,3X19MM*	500	55683.063.019	ST6,3X80MM*	200	55683.063.080
ST5,5X45MM*	200	55683.055.045	ST6,3X22MM*	500	55683.063.022			

Samořezný šroub se zápustnou hlavou s čtyřhrannou drážkou

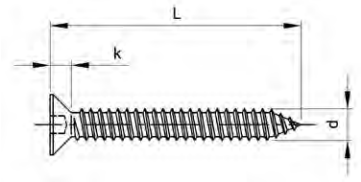

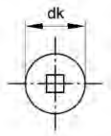

DIN **≈7982 C**
ISO ≈7050 C

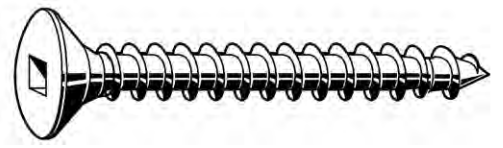

Technické údaje

d	d_k	k ≈	P	Čís. čtyřhranu
ST3.9	7.5	2.3	1.4	1
ST4.2	8.1	2.5	1.4	2
ST4.8	9.5	3	1.6	2

6

51864 **Samořezný šroub se zápustnou hlavou s čtyřhrannou drážkou** **R03A**

Závit Samořezný závit
Materiál Nerezocel A2

RoHS

d x L	✉	Kód výrobku	d x L	✉	Kód výrobku	d x L	✉	Kód výrobku
ST3,9X16MM*	200	51864.039.016	ST4,2X19MM*	200	51864.042.019	ST4,8X32MM*	200	51864.048.032
ST3,9X19MM*	200	51864.039.019	ST4,2X32MM*	200	51864.042.032	ST4,8X38MM*	200	51864.048.038
ST3,9X25MM*	200	51864.039.025	ST4,2X38MM*	200	51864.042.038	ST4,8X45MM*	200	51864.048.045
ST3,9X32MM*	200	51864.039.032	ST4,2X45MM*	200	51864.042.045	ST4,8X50MM*	200	51864.048.050
ST3,9X50MM*	200	51864.039.050	ST4,2X50MM*	200	51864.042.050	ST4,8X60MM*	200	51864.048.060
						ST4,8X70MM*	200	51864.048.070
ST4,2X13MM*	200	51864.042.013	ST4,8X16MM*	200	51864.048.016	ST4,8X80MM*	200	51864.048.080
ST4,2X25MM*	200	51864.042.015	ST4,8X19MM*	200	51864.048.019	ST4,8X95MM*	200	51864.048.095
ST4,2X16MM*	200	51864.042.016	ST4,8X25MM*	200	51864.048.025			

Samořezný šroub se zápustnou hlavou čočkovitou s křížovou drážkou

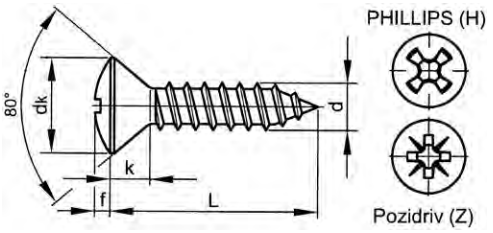

DIN	**7983**
ISO	7051
NF	E25-657

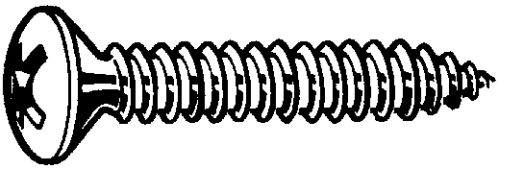

Technické údaje

d	d_k	f ≈	k ≈	P	Čís. křížové drážky
ST2.2	4.3	0.7	1.3	0.8	1
ST2.9	5.5	0.9	1.7	1.1	1
ST3.5	6.8	1.2	2.1	1.3	2
ST3.9	7.5	1.3	2.3	1.4	2
ST4.2	8.1	1.4	2.5	1.4	2
ST4.8	9.5	1.5	3	1.6	2
ST5.5	10.8	1.7	3.4	1.8	3
ST6.3	12.4	2	3.8	1.8	3

Skupiny produktů

Závit	Typ drážky	Materiál	Povrchová úprava	Kód	Strana
ST	Phillips	Oc	Zn	26700	6-94
ST	Pozidriv	Oc	Zn	26780	6-95
ST	Phillips	Oc	Zn čern.	26450	6-95
ST	Pozidriv	Oc	Zn čern.	26452	6-95
ST	Phillips	Oc	Ni.	26240	6-96
ST	Phillips	NO A2		51690	6-96
ST	Pozidriv	NO A2		51689	6-96
ST	Phillips	NO A4		55690	6-97
ST	Pozidriv	NO A4		55689	6-97

6

26700 **Samořezný šroub se zápustnou hlavou čočkovitou s křížovou drážkou Phillips** **J01B**

Závit	Samořezný závit	**DIN**	**7983 C-H**
Materiál	Ocel	ISO	7051 C-H
Povrchová úprava	Pozinkované		

RoHS

d x L	✉	Kód výrobku	d x L	✉	Kód výrobku	d x L	✉	Kód výrobku
ST2,9X9,5MM	200	26700.029.009	ST3,9X22MM	200	26700.039.022	ST4,8X45MM	100	26700.048.045
ST2,9X13MM	200	26700.029.013	ST3,9X25MM	200	26700.039.025	ST4,8X50MM	100	26700.048.050
ST2,9X16MM	200	26700.029.016						
ST2,9X19MM	200	26700.029.019	ST4,2X13MM	200	26700.042.013	ST5,5X13MM	200	26700.055.013
ST2,9X22MM	200	26700.029.022	ST4,2X16MM	200	26700.042.016	ST5,5X16MM	200	26700.055.016
ST2,9X25MM	200	26700.029.025	ST4,2X19MM	200	26700.042.019	ST5,5X19MM	200	26700.055.019
			ST4,2X22MM	200	26700.042.022	ST5,5X25MM	100	26700.055.025
ST3,5X9,5MM	200	26700.035.009	ST4,2X25MM	200	26700.042.025	ST5,5X32MM	100	26700.055.032
ST3,5X13MM	200	26700.035.013	ST4,2X32MM	200	26700.042.032	ST5,5X38MM	100	26700.055.038
ST3,5X16MM	200	26700.035.016	ST4,2X38MM	200	26700.042.038	ST5,5X45MM	100	26700.055.045
ST3,5X19MM	200	26700.035.019	ST4,2X45MM	200	26700.042.045	ST5,5X50MM	100	26700.055.050
ST3,5X22MM	200	26700.035.022	ST4,2X50MM	200	26700.042.050			
ST3,5X25MM	200	26700.035.025				ST6,3X16MM	100	26700.063.016
ST3,5X32MM	200	26700.035.032	ST4,8X13MM	200	26700.048.013	ST6,3X19MM	100	26700.063.019
ST3,5X38MM	200	26700.035.038	ST4,8X16MM	200	26700.048.016	ST6,3X22MM	100	26700.063.022
			ST4,8X19MM	200	26700.048.019	ST6,3X25MM	100	26700.063.025
ST3,9X9,5MM	200	26700.039.009	ST4,8X22MM	200	26700.048.022	ST6,3X32MM	100	26700.063.032
ST3,9X13MM	200	26700.039.013	ST4,8X25MM	200	26700.048.025	ST6,3X38MM	100	26700.063.038
ST3,9X16MM	200	26700.039.016	ST4,8X32MM	100	26700.048.032	ST6,3X45MM	100	26700.063.045
ST3,9X19MM	200	26700.039.019	ST4,8X38MM	100	26700.048.038	ST6,3X50MM	100	26700.063.050

- UPOZORNĚNÍ: Elektrolytické pokovení těchto produktů může způsobit vodíkovou křehkost.

26780 Samořezný šroub se zápustnou hlavou čočkovitou s křížovou drážkou Pozidriv — J01A

Závit	Samořezný závit	**DIN**	**7983 C-Z**
Materiál	Ocel	ISO	7051 C-Z
Povrchová úprava	Pozinkované	NF	E25-657 C

d x L	✉	Kód výrobku	d x L	✉	Kód výrobku	d x L	✉	Kód výrobku
ST2,9X9,5MM	200	26780.029.009	ST3,9X32MM	200	26780.039.032			
ST2,9X13MM	200	26780.029.013				ST5,5X13MM	200	26780.055.013
ST2,9X16MM	200	26780.029.016	ST4,2X13MM	200	26780.042.013	ST5,5X16MM	200	26780.055.016
ST2,9X19MM	200	26780.029.019	ST4,2X16MM	200	26780.042.016	ST5,5X19MM	200	26780.055.019
ST2,9X25MM	200	26780.029.025	ST4,2X19MM	200	26780.042.019	ST5,5X25MM	100	26780.055.025
			ST4,2X25MM	200	26780.042.025	ST5,5X32MM	100	26780.055.032
ST3,5X9,5MM	200	26780.035.009	ST4,2X32MM	200	26780.042.032	ST5,5X38MM	100	26780.055.038
ST3,5X13MM	200	26780.035.013	ST4,2X38MM	200	26780.042.038	ST5,5X45MM	100	26780.055.045
ST3,5X16MM	200	26780.035.016	ST4,2X45MM	200	26780.042.045	ST5,5X50MM	100	26780.055.050
ST3,5X19MM	200	26780.035.019						
ST3,5X25MM	200	26780.035.025	ST4,8X13MM	200	26780.048.013	ST6,3X16MM	100	26780.063.016
ST3,5X32MM	200	26780.035.032	ST4,8X16MM	200	26780.048.016	ST6,3X19MM	100	26780.063.019
ST3,5X38MM	200	26780.035.038	ST4,8X19MM	200	26780.048.019	ST6,3X22MM	100	26780.063.022
			ST4,8X25MM	200	26780.048.025	ST6,3X25MM	100	26780.063.025
ST3,9X9,5MM	200	26780.039.009	ST4,8X32MM	100	26780.048.032	ST6,3X32MM	100	26780.063.032
ST3,9X13MM	200	26780.039.013	ST4,8X38MM	100	26780.048.038	ST6,3X38MM	100	26780.063.038
ST3,9X16MM	200	26780.039.016	ST4,8X45MM	100	26780.048.045	ST6,3X45MM	100	26780.063.045
ST3,9X19MM	200	26780.039.019	ST4,8X50MM	100	26780.048.050	ST6,3X50MM	100	26780.063.050
ST3,9X25MM	200	26780.039.025						

26450 Samořezný šroub se zápustnou hlavou čočkovitou s křížovou drážkou Phillips — J03B

Závit	Samořezný závit	**DIN**	**7983 C-H**
Materiál	Ocel	ISO	7051 C-H
Povrchová úprava	Pozinkované černě pasivované		

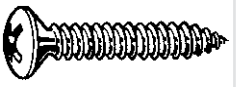

d x L	✉	Kód výrobku	d x L	✉	Kód výrobku	d x L	✉	Kód výrobku
ST2,9X9,5MM	200	26450.029.009	ST3,9X9,5MM	200	26450.039.009	ST4,8X16MM	200	26450.048.016
ST2,9X13MM	200	26450.029.013	ST3,9X13MM	200	26450.039.013	ST4,8X19MM	200	26450.048.019
ST2,9X16MM	200	26450.029.016	ST3,9X16MM	200	26450.039.016	ST4,8X25MM	200	26450.048.025
ST2,9X19MM	200	26450.029.019	ST3,9X19MM	200	26450.039.019	ST4,8X32MM	100	26450.048.032
ST2,9X25MM	200	26450.029.025	ST3,9X25MM	200	26450.039.025	ST4,8X38MM	100	26450.048.038
						ST4,8X45MM	100	26450.048.045
ST3,5X9,5MM	200	26450.035.009	ST4,2X13MM	200	26450.042.013	ST4,8X50MM	100	26450.048.050
ST3,5X13MM	200	26450.035.013	ST4,2X16MM	200	26450.042.016			
ST3,5X16MM	200	26450.035.016	ST4,2X19MM	200	26450.042.019	ST5,5X16MM	200	26450.055.016
ST3,5X19MM	200	26450.035.019	ST4,2X25MM	200	26450.042.025	ST5,5X19MM	200	26450.055.019
ST3,5X25MM	200	26450.035.025	ST4,2X32MM	200	26450.042.032	ST5,5X25MM	100	26450.055.025
ST3,5X32MM	200	26450.035.032	ST4,2X38MM	200	26450.042.038	ST5,5X32MM	100	26450.055.032
ST3,5X38MM	200	26450.035.038				ST5,5X38MM	100	26450.055.038
			ST4,8X13MM	200	26450.048.013	ST5,5X50MM	100	26450.055.050

- UPOZORNĚNÍ: Elektrolytické pokovení těchto produktů může způsobit vodíkovou křehkost.

26452 Samořezný šroub se zápustnou hlavou čočkovitou s křížovou drážkou Pozidriv — J03B

Závit	Samořezný závit	**DIN**	**7983 C-Z**
Materiál	Ocel	ISO	7051 C-Z
Povrchová úprava	Pozinkované černě pasivované	NF	E25-657 C

d x L	✉	Kód výrobku	d x L	✉	Kód výrobku	d x L	✉	Kód výrobku
ST2,9X13MM	200	26452.029.013				ST4,2X38MM	200	26452.042.038
ST2,9X19MM	200	26452.029.019	ST3,9X19MM	200	26452.039.019			
						ST4,8X16MM	200	26452.048.016
ST3,5X13MM	200	26452.035.013	ST4,2X13MM	200	26452.042.013	ST4,8X19MM	200	26452.048.019
ST3,5X16MM	200	26452.035.016	ST4,2X16MM	200	26452.042.016	ST4,8X25MM	200	26452.048.025
ST3,5X19MM	200	26452.035.019	ST4,2X19MM	200	26452.042.019	ST4,8X32MM	100	26452.048.032
ST3,5X25MM	200	26452.035.025	ST4,2X25MM	200	26452.042.025	ST4,8X38MM	100	26452.048.038
ST3,5X32MM	200	26452.035.032	ST4,2X32MM	200	26452.042.032			

- UPOZORNĚNÍ: Elektrolytické pokovení těchto produktů může způsobit vodíkovou křehkost.

26240 Samořezný šroub se zápustnou hlavou čočkovitou s křížovou drážkou Phillips — J03B

Závit	Samořezný závit	**DIN**	**7983 C-H**
Materiál	Ocel	ISO	7051 C-H
Povrchová úprava	Poniklované		

d x L	✉	Kód výrobku	d x L	✉	Kód výrobku	d x L	✉	Kód výrobku
ST2,9X13MM	200	26240.029.013	ST4,2X19MM	200	26240.042.019	ST4,8X38MM	100	26240.048.038
ST2,9X19MM	200	26240.029.019	ST4,2X25MM	200	26240.042.025	ST4,8X50MM	100	26240.048.050
			ST4,2X32MM	200	26240.042.032			
ST3,5X13MM	200	26240.035.013	ST4,2X38MM	200	26240.042.038	ST5,5X19MM	200	26240.055.019
ST3,5X16MM	200	26240.035.016	ST4,2X45MM	200	26240.042.045	ST5,5X25MM	100	26240.055.025
ST3,5X19MM	200	26240.035.019				ST5,5X32MM	100	26240.055.032
ST3,5X25MM	200	26240.035.025	ST4,8X13MM	200	26240.048.013	ST5,5X38MM	100	26240.055.038
ST3,5X32MM	200	26240.035.032	ST4,8X16MM	200	26240.048.016			
			ST4,8X19MM	200	26240.048.019	ST6,3X25MM	100	26240.063.025
ST4,2X13MM	200	26240.042.013	ST4,8X25MM	200	26240.048.025	ST6,3X38MM	100	26240.063.038
ST4,2X16MM	200	26240.042.016	ST4,8X32MM	100	26240.048.032			

- UPOZORNĚNÍ: Elektrolytické pokovení těchto produktů může způsobit vodíkovou křehkost.

51690 Samořezný šroub se zápustnou hlavou čočkovitou s křížovou drážkou Phillips — R01A

Závit	Samořezný závit	**DIN**	**7983 C-H**
Materiál	Nerezocel A2	ISO	7051 C-H

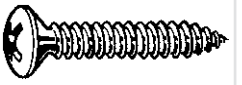

6

d x L	✉	Kód výrobku	d x L	✉	Kód výrobku	d x L	✉	Kód výrobku
ST2,2X6,5MM*	1000	51690.022.006	ST3,9X22MM	200	51690.039.022	ST4,8X80MM	200	51690.048.080
ST2,2X9,5MM*	1000	51690.022.009	ST3,9X25MM	200	51690.039.025	ST4,8X90MM*	200	51690.048.090
ST2,2X13MM*	1000	51690.022.013	ST3,9X32MM	200	51690.039.032	ST4,8X100MM	100	51690.048.100
ST2,2X16MM*	1000	51690.022.016	ST3,9X38MM	200	51690.039.038	ST4,8X110MM*	200	51690.048.110
ST2,2X19MM*	1000	51690.022.019	ST3,9X45MM*	500	51690.039.045			
ST2,2X25MM*	1000	51690.022.025	ST3,9X50MM*	500	51690.039.050	ST5,5X13MM	200	51690.055.013
			ST3,9X60MM*	500	51690.039.060	ST5,5X16MM	200	51690.055.016
ST2,9X6,5MM	200	51690.029.006	ST3,9X70MM*	500	51690.039.070	ST5,5X19MM	200	51690.055.019
ST2,9X9,5MM	200	51690.029.009				ST5,5X22MM	200	51690.055.022
ST2,9X13MM	200	51690.029.013	ST4,2X9,5MM	200	51690.042.009	ST5,5X25MM	200	51690.055.025
ST2,9X16MM	200	51690.029.016	ST4,2X13MM	200	51690.042.013	ST5,5X32MM	100	51690.055.032
ST2,9X19MM	200	51690.029.019	ST4,2X16MM	200	51690.042.016	ST5,5X38MM	100	51690.055.038
ST2,9X22MM	200	51690.029.022	ST4,2X19MM	200	51690.042.019	ST5,5X45MM	100	51690.055.045
ST2,9X25MM	200	51690.029.025	ST4,2X22MM	200	51690.042.022	ST5,5X50MM	100	51690.055.050
ST2,9X32MM*	1000	51690.029.032	ST4,2X25MM	200	51690.042.025	ST5,5X60MM*	200	51690.055.060
			ST4,2X32MM	200	51690.042.032	ST5,5X70MM*	200	51690.055.070
ST3,5X6,5MM*	1000	51690.035.006	ST4,2X38MM	200	51690.042.038	ST5,5X80MM*	200	51690.055.080
ST3,5X9,5MM	200	51690.035.009	ST4,2X45MM	200	51690.042.045	ST5,5X90MM*	200	51690.055.090
ST3,5X13MM	200	51690.035.013	ST4,2X50MM	200	51690.042.050	ST5,5X100MM*	200	51690.055.100
ST3,5X16MM	200	51690.035.016	ST4,2X60MM	200	51690.042.060			
ST3,5X19MM	200	51690.035.019	ST4,2X70MM*	200	51690.042.070	ST6,3X13MM*	500	51690.063.013
ST3,5X22MM	200	51690.035.022				ST6,3X16MM	100	51690.063.016
ST3,5X25MM	200	51690.035.025	ST4,8X9,5MM	200	51690.048.009	ST6,3X19MM	100	51690.063.019
ST3,5X32MM	200	51690.035.032	ST4,8X13MM	200	51690.048.013	ST6,3X22MM	100	51690.063.022
ST3,5X38MM	200	51690.035.038	ST4,8X16MM	200	51690.048.016	ST6,3X25MM	100	51690.063.025
ST3,5X45MM*	500	51690.035.045	ST4,8X19MM	200	51690.048.019	ST6,3X32MM	100	51690.063.032
ST3,5X50MM*	500	51690.035.050	ST4,8X22MM	200	51690.048.022	ST6,3X38MM	100	51690.063.038
ST3,5X60MM*	500	51690.035.060	ST4,8X25MM	200	51690.048.025	ST6,3X45MM	100	51690.063.045
ST3,5X70MM*	500	51690.035.070	ST4,8X32MM	200	51690.048.032	ST6,3X50MM	100	51690.063.050
			ST4,8X38MM	200	51690.048.038	ST6,3X60MM*	200	51690.063.060
ST3,9X6,5MM*	1000	51690.039.006	ST4,8X45MM	200	51690.048.045	ST6,3X70MM*	200	51690.063.070
ST3,9X9,5MM	200	51690.039.009	ST4,8X50MM	200	51690.048.050	ST6,3X80MM*	200	51690.063.080
ST3,9X13MM	200	51690.039.013	ST4,8X60MM	200	51690.048.060	ST6,3X90MM*	200	51690.063.090
ST3,9X16MM	200	51690.039.016	ST4,8X70MM	200	51690.048.070	ST6,3X100MM*	200	51690.063.100
ST3,9X19MM	200	51690.039.019						

51689 Samořezný šroub se zápustnou hlavou čočkovitou s křížovou drážkou Pozidriv — R01A

Závit	Samořezný závit	**DIN**	**7983 C-Z**
Materiál	Nerezocel A2	ISO	7051 C-Z
		NF	E25-657 C

d x L	✉	Kód výrobku	d x L	✉	Kód výrobku	d x L	✉	Kód výrobku
ST2,2X9,5MM*	1000	51689.022.009	ST2,9X9,5MM	200	51689.029.009	ST2,9X19MM	200	51689.029.019
			ST2,9X13MM	200	51689.029.013	ST2,9X22MM*	1000	51689.029.022
ST2,9X6,5MM*	1000	51689.029.006	ST2,9X16MM	200	51689.029.016	ST2,9X25MM	200	51689.029.025

51689 Samořezný šroub se zápustnou hlavou čočkovitou s křížovou drážkou Pozidriv

d x L	✉	Kód výrobku
ST2,9X32MM*	1000	51689.029.032
ST3,5X6,5MM*	1000	51689.035.006
ST3,5X9,5MM*	1000	51689.035.009
ST3,5X13MM	200	51689.035.013
ST3,5X16MM	200	51689.035.016
ST3,5X19MM	200	51689.035.019
ST3,5X22MM*	1000	51689.035.022
ST3,5X25MM	200	51689.035.025
ST3,5X32MM	200	51689.035.032
ST3,5X38MM*	1000	51689.035.038
ST3,9X13MM	200	51689.039.013
ST3,9X16MM	200	51689.039.016
ST3,9X19MM	200	51689.039.019
ST3,9X22MM*	1000	51689.039.022
ST3,9X25MM	200	51689.039.025
ST3,9X32MM	200	51689.039.032
ST3,9X38MM	200	51689.039.038
ST3,9X45MM*	500	51689.039.045
ST4,2X9,5MM*	1000	51689.042.009
ST4,2X13MM	200	51689.042.013
ST4,2X16MM	200	51689.042.016
ST4,2X19MM	200	51689.042.019
ST4,2X22MM*	1000	51689.042.022
ST4,2X25MM	200	51689.042.025
ST4,2X32MM	200	51689.042.032
ST4,2X38MM	200	51689.042.038
ST4,2X45MM	200	51689.042.045
ST4,2X50MM	200	51689.042.050
ST4,2X70MM*	200	51689.042.070
ST4,8X9,5MM*	1000	51689.048.009
ST4,8X13MM*	1000	51689.048.013
ST4,8X16MM	200	51689.048.016
ST4,8X19MM	200	51689.048.019
ST4,8X22MM*	1000	51689.048.022
ST4,8X25MM	200	51689.048.025
ST4,8X32MM	200	51689.048.032
ST4,8X38MM	200	51689.048.038
ST4,8X45MM	200	51689.048.045
ST4,8X50MM	200	51689.048.050
ST4,8X60MM*	200	51689.048.060
ST4,8X70MM*	200	51689.048.070
ST4,8X80MM*	200	51689.048.080
ST4,8X100MM*	200	51689.048.100
ST5,5X13MM*	1000	51689.055.013
ST5,5X16MM*	1000	51689.055.016
ST5,5X19MM*	1000	51689.055.019
ST5,5X22MM*	1000	51689.055.022
ST5,5X25MM	200	51689.055.025
ST5,5X32MM	100	51689.055.032
ST5,5X38MM	100	51689.055.038
ST5,5X45MM	100	51689.055.045
ST5,5X50MM	100	51689.055.050
ST5,5X60MM*	200	51689.055.060
ST6,3X16MM	100	51689.063.016
ST6,3X19MM*	500	51689.063.019
ST6,3X22MM*	500	51689.063.022
ST6,3X25MM	100	51689.063.025
ST6,3X32MM	100	51689.063.032
ST6,3X38MM	100	51689.063.038
ST6,3X45MM*	200	51689.063.045
ST6,3X50MM	100	51689.063.050
ST6,3X90MM*	200	51689.063.090

55690 Samořezný šroub se zápustnou hlavou čočkovitou s křížovou drážkou Phillips

R41A

Závit Samořezný závit
Materiál Nerezocel A4

DIN **7983 C-H**
ISO 7051 C-H

d x L	✉	Kód výrobku
ST2,2X9,5MM*	1000	55690.022.009
ST2,9X9,5MM	200	55690.029.009
ST2,9X13MM	200	55690.029.013
ST2,9X16MM	200	55690.029.016
ST2,9X19MM	200	55690.029.019
ST2,9X22MM*	1000	55690.029.022
ST2,9X25MM*	1000	55690.029.025
ST2,9X32MM*	1000	55690.029.032
ST3,5X9,5MM	200	55690.035.009
ST3,5X13MM	200	55690.035.013
ST3,5X16MM	200	55690.035.016
ST3,5X19MM	200	55690.035.019
ST3,5X22MM*	1000	55690.035.022
ST3,5X25MM*	1000	55690.035.025
ST3,5X32MM*	1000	55690.035.032
ST3,5X38MM*	1000	55690.035.038
ST3,9X9,5MM*	1000	55690.039.009
ST3,9X13MM	200	55690.039.013
ST3,9X16MM	200	55690.039.016
ST3,9X19MM	200	55690.039.019
ST3,9X22MM	200	55690.039.022
ST3,9X25MM	200	55690.039.025
ST3,9X32MM*	1000	55690.039.032
ST3,9X38MM*	500	55690.039.038
ST3,9X45MM*	500	55690.039.045
ST3,9X50MM*	500	55690.039.050
ST4,2X9,5MM*	1000	55690.042.009
ST4,2X13MM	200	55690.042.013
ST4,2X16MM	200	55690.042.016
ST4,2X19MM	200	55690.042.019
ST4,2X22MM	200	55690.042.022
ST4,2X25MM	200	55690.042.025
ST4,2X32MM	200	55690.042.032
ST4,2X38MM	200	55690.042.038
ST4,2X45MM*	500	55690.042.045
ST4,2X50MM*	200	55690.042.050
ST4,2X60MM*	200	55690.042.060
ST4,2X70MM*	200	55690.042.070
ST4,8X13MM*	1000	55690.048.013
ST4,8X16MM	200	55690.048.016
ST4,8X19MM	200	55690.048.019
ST4,8X22MM	200	55690.048.022
ST4,8X25MM	200	55690.048.025
ST4,8X32MM	200	55690.048.032
ST4,8X38MM	200	55690.048.038
ST4,8X45MM*	200	55690.048.045
ST4,8X50MM*	200	55690.048.050
ST4,8X60MM*	200	55690.048.060
ST4,8X70MM*	200	55690.048.070
ST5,5X13MM*	1000	55690.055.013
ST5,5X16MM*	1000	55690.055.016
ST5,5X19MM	200	55690.055.019
ST5,5X22MM*	1000	55690.055.022
ST5,5X25MM	200	55690.055.025
ST5,5X32MM*	500	55690.055.032
ST5,5X38MM	100	55690.055.038
ST5,5X45MM	100	55690.055.045
ST5,5X50MM	100	55690.055.050
ST5,5X70MM*	200	55690.055.070
ST5,5X80MM*	200	55690.055.080
ST5,5X90MM*	200	55690.055.090
ST6,3X16MM*	500	55690.063.016
ST6,3X19MM*	500	55690.063.019
ST6,3X22MM*	500	55690.063.022
ST6,3X25MM*	200	55690.063.025
ST6,3X32MM*	200	55690.063.032
ST6,3X38MM*	200	55690.063.038
ST6,3X45MM*	200	55690.063.045
ST6,3X50MM*	200	55690.063.050
ST6,3X60MM*	200	55690.063.060
ST6,3X70MM*	200	55690.063.070
ST6,3X80MM*	200	55690.063.080

55689 amořezný šroub se zápustnou hlavou čočkovitou s křížovou drážkou Pozidriv

R41A

Závit Samořezný závit
Materiál Nerezocel A4

DIN **7983 C-Z**
ISO 7051 C-Z
NF E25-657 C

d x L	✉	Kód výrobku
ST2,2X9,5MM*	1000	55689.022.009
ST2,2X13MM*	1000	55689.022.013
ST2,9X6,5MM*	1000	55689.029.006
ST2,9X9,5MM*	1000	55689.029.009
ST2,9X13MM*	1000	55689.029.013
ST2,9X16MM*	1000	55689.029.016
ST2,9X19MM*	1000	55689.029.019
ST2,9X25MM*	1000	55689.029.025
ST2,9X32MM*	1000	55689.029.032
ST3,5X6,5MM*	1000	55689.035.006
ST3,5X9,5MM*	1000	55689.035.009
ST3,5X13MM*	1000	55689.035.013
ST3,5X16MM*	1000	55689.035.016
ST3,5X19MM*	1000	55689.035.019
ST3,5X22MM*	1000	55689.035.022
ST3,5X25MM*	1000	55689.035.025
ST3,5X32MM*	1000	55689.035.032
ST3,5X38MM*	1000	55689.035.038
ST3,9X9,5MM*	1000	55689.039.000
ST3,9X13MM*	1000	55689.039.013
ST3,9X16MM*	1000	55689.039.016

55689 **amořezný šroub se zápustnou hlavou čočkovitou s křížovou drážkou Pozidriv** ←

d x L	✉	Kód výrobku	d x L	✉	Kód výrobku	d x L	✉	Kód výrobku
ST3,9X19MM*	1000	55689.039.019	ST4,8X13MM*	1000	55689.048.013	ST5,5X45MM*	200	55689.055.045
ST3,9X22MM*	1000	55689.039.022	ST4,8X16MM*	1000	55689.048.016	ST5,5X50MM*	200	55689.055.050
ST3,9X25MM*	1000	55689.039.025	ST4,8X19MM*	1000	55689.048.019	ST5,5X60MM*	200	55689.055.060
ST3,9X32MM*	1000	55689.039.032	ST4,8X22MM*	1000	55689.048.022	ST5,5X70MM*	200	55689.055.070
ST3,9X38MM*	500	55689.039.038	ST4,8X25MM*	500	55689.048.025	ST5,5X80MM*	200	55689.055.080
			ST4,8X32MM*	500	55689.048.032			
ST4,2X9,5MM*	1000	55689.042.009	ST4,8X38MM*	500	55689.048.038	ST6,3X16MM*	500	55689.063.016
ST4,2X13MM*	1000	55689.042.013	ST4,8X45MM*	200	55689.048.045	ST6,3X19MM*	500	55689.063.019
ST4,2X16MM*	1000	55689.042.016	ST4,8X50MM*	200	55689.048.050	ST6,3X25MM*	200	55689.063.025
ST4,2X19MM*	1000	55689.042.019	ST4,8X60MM*	200	55689.048.060	ST6,3X32MM*	200	55689.063.032
ST4,2X22MM*	1000	55689.042.022	ST4,8X70MM*	200	55689.048.070	ST6,3X38MM*	200	55689.063.038
ST4,2X25MM*	1000	55689.042.025				ST6,3X45MM*	200	55689.063.045
ST4,2X32MM*	500	55689.042.032	ST5,5X13MM*	1000	55689.055.013	ST6,3X50MM*	200	55689.063.050
ST4,2X38MM*	500	55689.042.038	ST5,5X16MM*	1000	55689.055.016	ST6,3X60MM*	200	55689.063.060
ST4,2X45MM*	500	55689.042.045	ST5,5X19MM*	1000	55689.055.019	ST6,3X70MM*	200	55689.063.070
ST4,2X50MM*	200	55689.042.050	ST5,5X22MM*	1000	55689.055.022	ST6,3X80MM*	200	55689.063.080
ST4,2X60MM*	200	55689.042.060	ST5,5X25MM*	500	55689.055.025	ST6,3X100MM*	200	55689.063.100
			ST5,5X32MM*	500	55689.055.032			
ST4,8X9MM*	1000	55689.048.009	ST5,5X38MM*	500	55689.055.038			

Samořezný šroub se šestihrannou hlavou

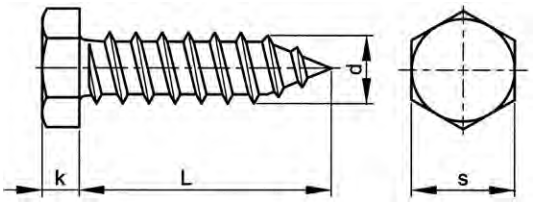

DIN	**7976**
ISO	1479
ASME	B18.6.5M
NF	E25-662
BS	4174

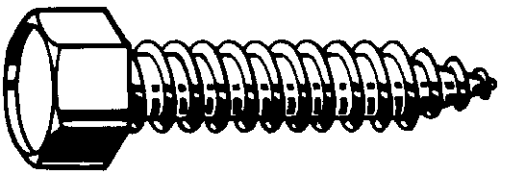

6

Technické údaje

d	k	P	s	d	k	P	s
ST2.9	1.5	1.1	5	**ST4.8**	3	1.6	8
ST3.5	2.3	1.3	5.5	**ST5.5**	4	1.8	8
ST3.9	2.3	1.3	7	**ST6.3**	4.8	1.8	10
ST4.2	2.8	1.4	7	**ST8**	5.8	2.1	13

Skupiny produktů

Závit	Typ drážky	Materiál	Povrchová úprava		Kód	Strana
ST	S vnějším šestihranem	Oc	Zn		26080	6-98
ST	S vnějším šestihranem	Oc	Zn	bez hrotu	26180	6-99
ST	S vnějším šestihranem	NO A2			51650	6-99

26080 **Samořezný šroub se šestihrannou hlavou** **J04A**

Závit	Samořezný závit	**DIN**	**7976 C**
Materiál	Ocel	ISO	1479 C
Povrchová úprava	Pozinkované	NF	E25-662 C

RoHS

d x L	✉	Kód výrobku	d x L	✉	Kód výrobku	d x L	✉	Kód výrobku
ST4,2X25MM	1000	26080.042.025	ST4,8X50MM	200	26080.048.050	ST6,3X19MM	100	26080.063.019
						ST6,3X25MM	100	26080.063.025
ST4,8X9,5MM	200	26080.048.009	ST5,5X16MM	250	26080.055.016	ST6,3X32MM	100	26080.063.032
ST4,8X13MM	250	26080.048.013				ST6,3X38MM	100	26080.063.038
ST4,8X16MM	1000	26080.048.016	ST6,3X13MM	100	26080.063.013	ST6,3X45MM	100	26080.063.045
ST4,8X25MM	100	26080.048.025	ST6,3X16MM	100	26080.063.016	ST6,3X50MM	100	26080.063.050
ST4,8X38MM	200	26080.048.038						

- UPOZORNĚNÍ: Elektrolytické pokovení těchto produktů může způsobit vodíkovou křehkost.

26180 Samořezný šroub se šestihrannou hlavou, bez hrotu — J04A

Závit	Samořezný závit	**DIN**	**7976 F**
Materiál	Ocel	ISO	1479 F
Povrchová úprava	Pozinkované	NF	E25-662 F

d x L	✉	Kód výrobku	d x L	✉	Kód výrobku	d x L	✉	Kód výrobku
ST4,8X9,5MM	200	26180.048.009						
ST4,8X13MM	200	26180.048.013	ST6,3X13MM	100	26180.063.013	ST8(7,9)X16MM	100	26180.079.016
ST4,8X16MM	200	26180.048.016	ST6,3X16MM	100	26180.063.016	ST8(7,9)X19MM	100	26180.079.019
ST4,8X19MM	200	26180.048.019	ST6,3X19MM	100	26180.063.019	ST8(7,9)X25MM	100	26180.079.025
ST4,8X25MM	200	26180.048.025	ST6,3X25MM	100	26180.063.025			

- UPOZORNĚNÍ: Elektrolytické pokovení těchto produktů může způsobit vodíkovou křehkost.

51650 Samořezný šroub se šestihrannou hlavou — R01A

Závit	Samořezný závit	**DIN**	**7976 C**
Materiál	Nerezocel A2	ISO	1479 C
		NF	E25-662 C

d x L	✉	Kód výrobku	d x L	✉	Kód výrobku	d x L	✉	Kód výrobku
ST2,9X9,5MM*	1000	51650.029.009	ST4,2X38MM*	500	51650.042.038	ST5,5X80MM*	200	51650.055.080
ST2,9X13MM*	1000	51650.029.013	ST4,2X45MM*	500	51650.042.045	ST5,5X90MM*	200	51650.055.090
ST2,9X16MM*	1000	51650.029.016	ST4,2X50MM*	200	51650.042.050			
ST2,9X19MM*	1000	51650.029.019	ST4,2X70MM*	200	51650.042.070	ST6,3X13MM	100	51650.063.013
						ST6,3X16MM	100	51650.063.016
ST3,5X13MM*	1000	51650.035.013	ST4,8X9,5MM*	1000	51650.048.009	ST6,3X19MM	100	51650.063.019
ST3,5X16MM*	1000	51650.035.016	ST4,8X13MM	100	51650.048.013	ST6,3X22MM	100	51650.063.022
ST3,5X19MM*	1000	51650.035.019	ST4,8X16MM	100	51650.048.016	ST6,3X25MM	100	51650.063.025
ST3,5X22MM*	1000	51650.035.022	ST4,8X19MM	100	51650.048.019	ST6,3X32MM*	500	51650.063.032
ST3,5X25MM*	1000	51650.035.025	ST4,8X22MM*	1000	51650.048.022	ST6,3X38MM*	200	51650.063.038
ST3,5X32MM*	1000	51650.035.032	ST4,8X25MM	100	51650.048.025	ST6,3X45MM*	200	51650.063.045
			ST4,8X32MM	500	51650.048.032	ST6,3X50MM	200	51650.063.050
ST3,9X9,5MM*	1000	51650.039.009	ST4,8X38MM*	500	51650.048.038	ST6,3X60MM*	200	51650.063.060
ST3,9X13MM*	1000	51650.039.013	ST4,8X45MM*	200	51650.048.045	ST6,3X70MM*	200	51650.063.070
ST3,9X16MM*	1000	51650.039.016	ST4,8X50MM*	200	51650.048.050	ST6,3X80MM*	200	51650.063.080
ST3,9X19MM*	1000	51650.039.019	ST4,8X60MM*	200	51650.048.060	ST6,3X90MM*	200	51650.063.090
ST3,9X22MM*	1000	51650.039.022	ST4,8X70MM*	200	51650.048.070	ST6,3X100MM*	200	51650.063.100
ST3,9X25MM*	1000	51650.039.025	ST4,8X80MM*	200	51650.048.080	ST6,3X120MM*	200	51650.063.120
ST3,9X32MM*	1000	51650.039.032						
ST3,9X38MM*	500	51650.039.038	ST5,5X13MM*	1000	51650.055.013	ST8,0X16MM*	200	51650.080.016
ST3,9X45MM*	500	51650.039.045	ST5,5X16MM*	1000	51650.055.016	ST8,0X19MM*	200	51650.080.019
ST3,9X50MM*	500	51650.039.050	ST5,5X19MM*	1000	51650.055.019	ST8,0X22MM*	200	51650.080.022
			ST5,5X22MM*	1000	51650.055.022	ST8,0X25MM*	200	51650.080.025
ST4,2X9,5MM*	1000	51650.042.009	ST5,5X25MM*	500	51650.055.025	ST8,0X32MM*	200	51650.080.032
ST4,2X13MM	100	51650.042.013	ST5,5X32MM*	500	51650.055.032	ST8,0X38MM	200	51650.080.038
ST4,2X16MM	100	51650.042.016	ST5,5X38MM*	500	51650.055.038	ST8,0X45MM*	200	51650.080.045
ST4,2X19MM*	1000	51650.042.019	ST5,5X45MM*	200	51650.055.045	ST8,0X50MM*	200	51650.080.050
ST4,2X22MM	100	51650.042.022	ST5,5X50MM*	200	51650.055.050	ST8,0X60MM*	200	51650.080.060
ST4,2X25MM*	1000	51650.042.025	ST5,5X60MM*	200	51650.055.060	ST8,0X70MM*	200	51650.080.070
ST4,2X32MM*	500	51650.042.032	ST5,5X70MM*	200	51650.055.070			

Samořezný šroub se šestihrannou hlavou s nákružkem

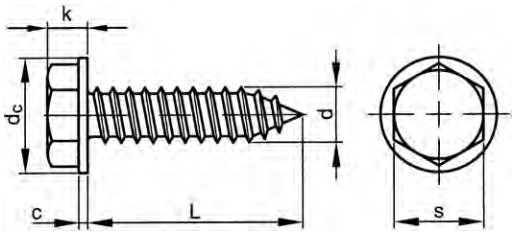

DIN	**≈6928 C**
ISO	≈7053 C
BS	≈7599

Technické údaje

d	c	d_c	k	P	s
ST3.5	0.5	7.2	2.5	1.3	5.5
ST4.2	0.6	9	2.8	1.4	7
ST4.8	0.7	10	3.1	1.6	8

28100 **Samořezný šroub se šestihrannou hlavou s nákružkem** **J04A**

Závit	Samořezný závit
Materiál	Ocel
Povrchová úprava	Pozinkované

6

d x L	✉	Kód výrobku	d x L	✉	Kód výrobku	d x L	✉	Kód výrobku
ST3,5X9,5MM	200	28100.035.009	ST4,2X13MM	200	28100.042.013	ST4,8X16MM	200	28100.048.016
ST3,5X13MM	200	28100.035.013	ST4,2X16MM	200	28100.042.016	ST4,8X19MM	200	28100.048.019
ST3,5X16MM	200	28100.035.016	ST4,2X19MM	200	28100.042.019	ST4,8X25MM	200	28100.048.025
ST3,5X19MM	200	28100.035.019	ST4,2X25MM	200	28100.042.025	ST4,8X32MM	200	28100.048.032
ST4,2X9,5MM	200	28100.042.009	ST4,8X13MM	200	28100.048.013			

- UPOZORNĚNÍ: Elektrolytické pokovení těchto produktů může způsobit vodíkovou křehkost.

Samořezný šroub s šestihranou hlavou s kuželovým koncem a krycí podložkou

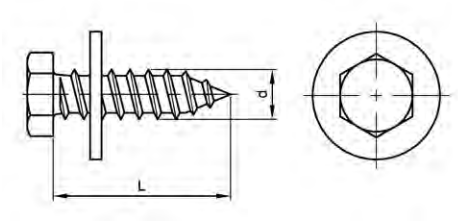



Technické údaje

d	Kroužek ø
ST4.8	12x1.6
ST5.6	14.8x1.6
ST6.5	18x1.6

72045 **Samořezný šroub s šestihranou hlavou s kuželovým koncem a krycí podložkou** **Y92D**

Závit	Samořezný závit
Materiál	Ocel
Povrchová úprava	Pozinkované

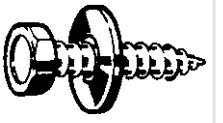

d x L	✉	Kód výrobku	d x L	✉	Kód výrobku	d x L	✉	Kód výrobku
ST4,8X16MM	200	72045.048.016	ST5,6X13MM	200	72045.056.013			
ST4,8X19MM	200	72045.048.019	ST5,6X16MM	200	72045.056.016	ST6,5X20MM	200	72045.065.020
			ST5,6X19MM	200	72045.056.019	ST6,5X25MM	200	72045.065.025

Samořezný šroub s válcovou hlavou s vnitřním šestihranem

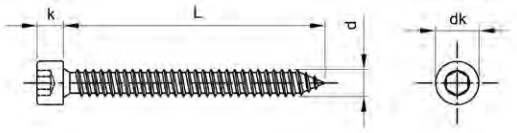

Technické údaje

d	d_k	k	s
4.8	8.5	5	4
5.5	10	6	5
6.3	10	6	5

Skupiny produktů

Závit	Typ drážky	Materiál	Kód	Strana
ST	S vnějším šestihranem	NO A2	51651	6-101
ST	S vnějším šestihranem	NO A4	55651	6-101

51651 Samořezný šroub s válcovou hlavou s vnitřním šestihranem Q05A

Závit Samořezný závit
Materiál Nerezocel A2

d x L	✉	Kód výrobku	d x L	✉	Kód výrobku	d x L	✉	Kód výrobku
4,8X9,5MM*	500	51651.048.009	5,5X13MM*	500	51651.055.013			
4,8X13MM*	500	51651.048.013	5,5X16MM*	500	51651.055.016	6,3X13MM*	200	51651.063.013
4,8X16MM*	500	51651.048.016	5,5X19MM*	500	51651.055.019	6,3X16MM*	500	51651.063.016
4,8X19MM*	500	51651.048.019	5,5X22MM*	500	51651.055.022	6,3X19MM*	500	51651.063.019
4,8X22MM*	500	51651.048.022	5,5X25MM*	500	51651.055.025	6,3X22MM*	500	51651.063.022
4,8X25MM*	500	51651.048.025	5,5X30MM*	500	51651.055.030	6,3X25MM*	500	51651.063.025
4,8X30MM*	500	51651.048.030	5,5X32MM*	500	51651.055.032	6,3X30MM*	500	51651.063.030
4,8X32MM*	500	51651.048.032	5,5X35MM*	500	51651.055.035	6,3X32MM*	500	51651.063.032
4,8X35MM*	500	51651.048.035	5,5X38MM*	500	51651.055.038	6,3X38MM*	500	51651.063.038
4,8X38MM*	500	51651.048.038	5,5X40MM*	500	51651.055.040	6,3X42MM*	500	51651.063.042
4,8X40MM*	500	51651.048.040	5,5X42MM*	500	51651.055.042	6,3X45MM*	500	51651.063.045
4,8X42MM*	500	51651.048.042	5,5X45MM*	500	51651.055.045	6,3X50MM*	200	51651.063.050
4,8X45MM*	500	51651.048.045	5,5X50MM*	200	51651.055.050	6,3X55MM*	200	51651.063.055
4,8X50MM*	200	51651.048.050	5,5X55MM*	200	51651.055.055	6,3X60MM*	200	51651.063.060
4,8X55MM*	200	51651.048.055	5,5X60MM*	200	51651.055.060	6,3X65MM*	200	51651.063.065
4,8X60MM*	200	51651.048.060	5,5X65MM*	200	51651.055.065	6,3X70MM*	200	51651.063.070
4,8X70MM*	200	51651.048.070	5,5X70MM*	200	51651.055.070	6,3X75MM*	200	51651.063.075
4,8X80MM*	200	51651.048.080	5,5X75MM*	200	51651.055.075	6,3X80MM*	200	51651.063.080
4,8X90MM*	200	51651.048.090	5,5X80MM*	200	51651.055.080	6,3X90MM*	200	51651.063.090
4,8X100MM*	200	51651.048.100	5,5X90MM*	200	51651.055.090	6,3X100MM*	200	51651.063.100
			5,5X100MM*	200	51651.055.100			

55651 Samořezný šroub s válcovou hlavou s vnitřním šestihranem Q45A

Závit Samořezný závit
Materiál Nerezocel A4

d x L	✉	Kód výrobku	d x L	✉	Kód výrobku	d x L	✉	Kód výrobku
4,8X13MM*	500	55651.048.013	5,5X19MM*	500	55651.055.019	5,5X75MM*	200	55651.055.075
4,8X16MM*	500	55651.048.016	5,5X22MM*	500	55651.055.022	5,5X90MM*	200	55651.055.090
4,8X19MM*	500	55651.048.019	5,5X25MM*	500	55651.055.025			
4,8X22MM*	500	55651.048.022	5,5X30MM*	500	55651.055.030	6,3X13MM*	500	55651.063.013
4,8X25MM*	500	55651.048.025	5,5X32MM*	500	55651.055.032	6,3X16MM*	500	55651.063.016
4,8X32MM*	500	55651.048.032	5,5X38MM*	500	55651.055.038	6,3X19MM*	500	55651.063.019
4,8X38MM*	500	55651.048.038	5,5X42MM*	500	55651.055.042	6,3X25MM*	500	55651.063.025
4,8X45MM*	500	55651.048.045	5,5X45MM*	500	55651.055.045	6,3X32MM*	500	55651.063.032
4,8X70MM*	200	55651.048.070	5,5X50MM*	200	55651.055.050	6,3X45MM*	500	55651.063.045
4,8X100MM*	200	55651.048.100	5,5X55MM*	200	55651.055.055	6,3X50MM*	200	55651.063.050
			5,5X60MM*	200	55651.055.060	6,3X55MM*	200	55651.063.055
5,5X16MM*	500	55651.055.016	5,5X70MM*	200	55651.055.070	6,3X60MM*	200	55651.063.060

Samořezný šroub se zápustnou čočkovitou hlavou s T-hvězdicí

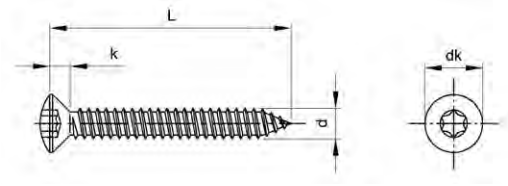

ISO **14587 C**
DIN ≈7983 C

Technické údaje

d	d_k	Drážka	k
2.2 (≠ISO)	4.3	T6	1.3
2.9	5.5	T8	1.7
3.5	6.8	T10	2.1
3.9 (≠ISO)	7.5	T15	2.3
4.2	8.1	T20	2.5
4.8	9.5	T25	3
5.5	10.8	T25	3.4
6.3	12.4	T30	3.8

Skupiny produktů

Závit	Typ drážky	Materiál	Kód	Strana
ST	T-hvězdice	NO A2	51693	6-102
ST	T-hvězdice	NO A4	55693	6-103

51693 **Samořezný šroub se zápustnou čočkovitou hlavou s T-hvězdicí** **R03A**

Závit Samořezný závit
Materiál Nerezocel A2

d x L	✉	Kód výrobku
2,2X6,5MM*	1000	51693.022.006
2,2X9,5MM*	1000	51693.022.009
2,2X13MM*	1000	51693.022.013
2,2X16MM*	1000	51693.022.016
2,2X19MM*	1000	51693.022.019
2,2X22MM*	1000	51693.022.022
2,2X25MM*	1000	51693.022.025
2,9X6,5MM*	1000	51693.029.006
2,9X9,5MM*	1000	51693.029.009
2,9X13MM*	1000	51693.029.013
2,9X16MM*	1000	51693.029.016
2,9X19MM*	1000	51693.029.019
2,9X22MM*	1000	51693.029.022
2,9X25MM*	1000	51693.029.025
2,9X32MM*	1000	51693.029.032
3,5X6,5MM*	1000	51693.035.006
3,5X9,5MM*	1000	51693.035.009
3,5X13MM*	1000	51693.035.013
3,5X16MM*	1000	51693.035.016
3,5X19MM*	1000	51693.035.019
3,5X22MM*	1000	51693.035.022
3,5X25MM*	1000	51693.035.025
3,5X32MM*	1000	51693.035.032
3,5X38MM*	1000	51693.035.038
3,5X45MM*	500	51693.035.045
3,5X50MM*	500	51693.035.050
3,9X6,5MM*	1000	51693.039.006
3,9X9,5MM*	1000	51693.039.009
3,9X13MM*	1000	51693.039.013
3,9X16MM*	1000	51693.039.016
3,9X19MM*	1000	51693.039.019
3,9X22MM*	1000	51693.039.022
3,9X25MM*	1000	51693.039.025
3,9X32MM*	1000	51693.039.032
3,9X38MM*	500	51693.039.038
3,9X45MM*	500	51693.039.045
3,9X50MM*	500	51693.039.050
4,2X9,5MM*	1000	51693.042.009
4,2X13MM*	1000	51693.042.013
4,2X16MM*	1000	51693.042.016
4,2X19MM*	1000	51693.042.019
4,2X22MM*	1000	51693.042.022
4,2X25MM*	1000	51693.042.025
4,2X32MM*	500	51693.042.032
4,2X38MM*	500	51693.042.038
4,2X45MM*	500	51693.042.045
4,2X50MM*	200	51693.042.050
4,8X9MM*	1000	51693.048.009
4,8X13MM*	1000	51693.048.013
4,8X16MM*	1000	51693.048.016
4,8X19MM*	1000	51693.048.019
4,8X22MM*	1000	51693.048.022
4,8X25MM*	500	51693.048.025
4,8X32MM*	500	51693.048.032
4,8X38MM*	500	51693.048.038
4,8X45MM*	200	51693.048.045
4,8X50MM*	200	51693.048.050
4,8X60MM*	200	51693.048.060
4,8X70MM*	200	51693.048.070
4,8X80MM*	200	51693.048.080
5,5X13MM*	1000	51693.055.013
5,5X16MM*	1000	51693.055.016
5,5X19MM*	1000	51693.055.019
5,5X22MM*	1000	51693.055.022
5,5X25MM*	500	51693.055.025
5,5X32MM*	500	51693.055.032
5,5X38MM*	500	51693.055.038
5,5X45MM*	200	51693.055.045
5,5X60MM*	200	51693.055.060
5,5X70MM*	200	51693.055.070
5,5X80MM*	200	51693.055.080
5,5X50MM*	200	51693.055.950
6,3X13MM*	500	51693.063.013
6,3X16MM*	500	51693.063.016
6,3X19MM*	500	51693.063.019
6,3X22MM*	500	51693.063.022
6,3X25MM*	200	51693.063.025
6,3X32MM*	200	51693.063.032
6,3X38MM*	200	51693.063.038
6,3X45MM*	200	51693.063.045
6,3X50MM*	200	51693.063.050
6,3X60MM*	200	51693.063.060
6,3X70MM*	200	51693.063.070
6,3X80MM*	200	51693.063.080

Nářadí, ochranné pomůcky a nástroje pro obrábění kovů, vše na www.fabory.com.

55693 **Samořezný šroub se zápustnou čočkovitou hlavou s T-hvězdicí** **R43A**

Závit Samořezný závit
Materiál Nerezocel A4

d x L	✉	Kód výrobku	d x L	✉	Kód výrobku	d x L	✉	Kód výrobku
2,2X16MM*	1000	55693.022.016				4,8X80MM*	200	55693.048.080
			4,2X9,5MM*	1000	55693.042.009			
2,9X13MM*	1000	55693.029.013	4,2X13MM*	1000	55693.042.013	5,5X13MM*	1000	55693.055.013
2,9X16MM*	1000	55693.029.016	4,2X16MM*	1000	55693.042.016	5,5X16MM*	1000	55693.055.016
2,9X19MM*	1000	55693.029.019	4,2X19MM*	1000	55693.042.019	5,5X19MM*	1000	55693.055.019
2,9X25MM*	1000	55693.029.025	4,2X22MM*	1000	55693.042.022	5,5X22MM*	1000	55693.055.022
2,9X32MM*	1000	55693.029.032	4,2X25MM*	1000	55693.042.025	5,5X25MM*	500	55693.055.025
			4,2X32MM*	500	55693.042.032	5,5X32MM*	500	55693.055.032
3,5X6,5MM*	1000	55693.035.006	4,2X38MM*	500	55693.042.038	5,5X38MM*	500	55693.055.038
3,5X13MM*	1000	55693.035.013	4,2X45MM*	500	55693.042.045	5,5X45MM*	200	55693.055.045
3,5X16MM*	1000	55693.035.016	4,2X50MM*	200	55693.042.050	5,5X50MM*	200	55693.055.050
3,5X19MM*	1000	55693.035.019	4,2X60MM*	200	55693.042.060	5,5X60MM*	200	55693.055.060
3,5X22MM*	1000	55693.035.022				5,5X70MM*	200	55693.055.070
3,5X25MM*	1000	55693.035.025	4,8X13MM*	1000	55693.048.013	5,5X80MM*	200	55693.055.080
3,5X32MM*	1000	55693.035.032	4,8X16MM*	1000	55693.048.016			
3,5X38MM*	1000	55693.035.038	4,8X19MM*	1000	55693.048.019	6,3X19MM*	500	55693.063.019
3,5X45MM*	500	55693.035.045	4,8X22MM*	1000	55693.048.022	6,3X25MM*	200	55693.063.025
			4,8X25MM*	500	55693.048.025	6,3X32MM*	200	55693.063.032
3,9X16MM*	1000	55693.039.016	4,8X32MM*	500	55693.048.032	6,3X38MM*	200	55693.063.038
3,9X19MM*	1000	55693.039.019	4,8X38MM*	500	55693.048.038	6,3X50MM*	200	55693.063.050
3,9X22MM*	1000	55693.039.022	4,8X45MM*	200	55693.048.045	6,3X60MM*	200	55693.063.060
3,9X32MM*	1000	55693.039.032	4,8X50MM*	200	55693.048.050	6,3X70MM*	200	55693.063.070
3,9X38MM*	500	55693.039.038	4,8X60MM*	200	55693.048.060	6,3X80MM*	200	55693.063.080
3,9X50MM*	500	55693.039.050	4,8X70MM*	200	55693.048.070			

6

Samořezný šroub se zaoblenou hlavou s nákružkem a s křížovou drážkou

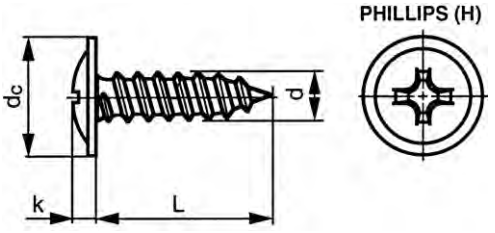



Technické údaje

d	d_c (max.)	k	P	Čís. křížové drážky
ST3.5	9	2.3	1.3	2
ST3.9	10	2.5	1.4	2
ST4.2	10	2.6	1.4	2
ST4.8	11.5	2.7	1.6	2

26456 **Samořezný šroub se zaoblenou hlavou s nákružkem a s křížovou drážkou Phillips** **J03A**

Závit Samořezný závit
Materiál Ocel
Povrchová úprava Pozinkované černě pasivované

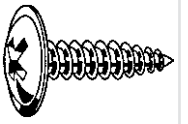

d x L	✉	Kód výrobku	d x L	✉	Kód výrobku	d x L	✉	Kód výrobku
ST3,5X16MM	100	26456.035.016	ST3,9X25MM	100	26456.039.025	ST4,2X25MM	100	26456.042.025
ST3,9X9,5MM	100	26456.039.009	ST4,2X13MM	100	26456.042.013	ST4,8X13MM	100	26456.048.013
ST3,9X13MM	100	26456.039.013	ST4,2X16MM	100	26456.042.016	ST4,8X16MM	100	26456.048.016
ST3,9X16MM	100	26456.039.016	ST4,2X19MM	100	26456.042.019	ST4,8X19MM	100	26456.048.019
ST3,9X19MM	100	26456.039.019	ST4,2X22MM	100	26456.042.022	ST4,8X25MM	100	26456.048.025

Okenní vruty s podložkou

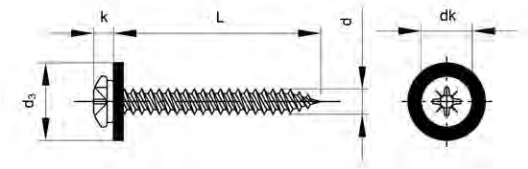

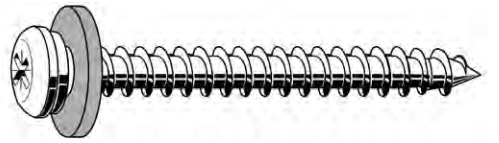

Technické údaje

d	d_3	d_k	k	Čís. křížové drážky
3.9	12	7.9	3.1	2

Skupiny produktů

Závit	Typ drážky	Materiál	Barva	Kód	Strana
ST	Pozidriv	NO A2	Přírodní	51760	6-104
ST	Pozidriv	NO A2	Bílá	51764	6-104
ST	Pozidriv	NO A2	Hnědá	51767	6-104

6

51760 Okenní vruty s podložkou přírodní provedení — R03A

Závit Samořezný závit
Materiál Nerezocel A2
Barva Přírodní

d x L	✉	Kód výrobku	d x L	✉	Kód výrobku	d x L	✉	Kód výrobku
ST3,9X16MM*	1000	51760.039.016	ST3,9X22MM*	1000	51760.039.022	ST3,9X32MM*	1000	51760.039.032
ST3,9X19MM*	1000	51760.039.019	ST3,9X25MM*	1000	51760.039.025			

51764 Okenní vruty s podložkou bílé provedení — R03A

Závit Samořezný závit
Materiál Nerezocel A2
Barva Bílá

d x L	✉	Kód výrobku	d x L	✉	Kód výrobku	d x L	✉	Kód výrobku
ST3,9X16MM*	1000	51764.039.016	ST3,9X22MM*	1000	51764.039.022	ST3,9X32MM*	1000	51764.039.032
ST3,9X19MM*	1000	51764.039.019	ST3,9X25MM*	1000	51764.039.025			

51767 Okenní vruty s podložkou hnědé provedení — R03A

Závit Samořezný závit
Materiál Nerezocel A2
Barva Hnědá

d x L	✉	Kód výrobku	d x L	✉	Kód výrobku	d x L	✉	Kód výrobku
ST3,9X16MM*	1000	51767.039.016	ST3,9X22MM*	1000	51767.039.022	ST3,9X32MM*	1000	51767.039.032
ST3,9X19MM*	1000	51767.039.019	ST3,9X25MM*	1000	51767.039.025			

Okenní vruty s podložkou

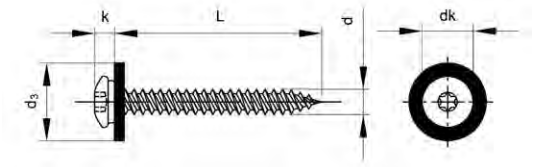

Technické údaje

d	d_3	d_k	Drážka	k
3.9	12	7.9	T15	3.1

Skupiny produktů

Závit	Typ drážky	Materiál	Barva	Kód	Strana
ST	T-hvězdice	NO A2	Přírodní	51761	6-105
ST	T-hvězdice	NO A2	Bílá	51765	6-105
ST	T-hvězdice	NO A2	Hnědá	51768	6-105

51761 Okenní vruty s podložkou přírodní provedení R03A

Závit Samořezný závit
Materiál Nerezocel A2
Barva Přírodní

d x L	✉	Kód výrobku	d x L	✉	Kód výrobku	d x L	✉	Kód výrobku
ST3,9X16MM*	200	51761.039.016	ST3,9X22MM*	200	51761.039.022	ST3,9X32MM*	200	51761.039.032
ST3,9X19MM*	200	51761.039.019	ST3,9X25MM*	200	51761.039.025			

51765 Okenní vruty s podložkou bílé provedení R03A

Závit Samořezný závit
Materiál Nerezocel A2
Barva Bílá

d x L	✉	Kód výrobku	d x L	✉	Kód výrobku	d x L	✉	Kód výrobku
ST3,9X16MM*	200	51765.039.016	ST3,9X22MM*	200	51765.039.022	ST3,9X32MM*	200	51765.039.032
ST3,9X19MM*	200	51765.039.019	ST3,9X25MM*	200	51765.039.025			

51768 Okenní vruty s podložkou hnědé proveden R03A

Závit Samořezný závit
Materiál Nerezocel A2
Barva Hnědá

d x L	✉	Kód výrobku	d x L	✉	Kód výrobku	d x L	✉	Kód výrobku
ST3,9X16MM*	200	51768.039.016	ST3,9X22MM*	200	51768.039.022	ST3,9X32MM*	200	51768.039.032
ST3,9X19MM*	200	51768.039.019	ST3,9X25MM*	200	51768.039.025			

Šroub pro parapety s podložkou

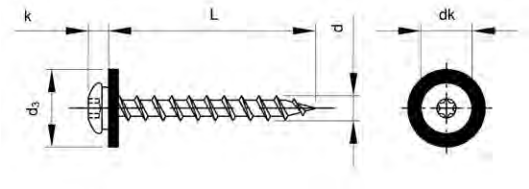

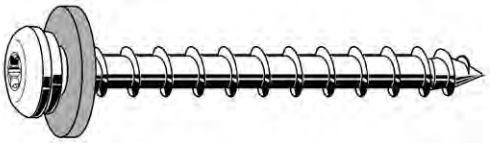

Technické údaje

d	d_3	d_k	Drážka	k
3.9	12	7.9	T15	3.1

Skupiny produktů

Závit	Typ drážky	Materiál	Barva	Kód	Strana
CT	T-hvězdice	NO A2	Přírodní	51762	6-106
CT	T-hvězdice	NO A2	Bílá	51766	6-106
CT	T-hvězdice	NO A2	Hnědá	51769	6-106

6

51762 Šroub pro parapety s podložkou provedení přírodní — R03A

Závit Hrubý závit
Materiál Nerezocel A2
Barva Přírodní

d x L	✉	Kód výrobku	d x L	✉	Kód výrobku	d x L	✉	Kód výrobku
ST3,9X16MM*	200	51762.039.016	ST3,9X22MM*	200	51762.039.022	ST3,9X32MM*	200	51762.039.032
ST3,9X19MM*	200	51762.039.019	ST3,9X25MM*	200	51762.039.025			

51766 Šroub pro parapety s podložkou provedení bílá — R03A

Závit Hrubý závit
Materiál Nerezocel A2
Barva Bílá

d x L	✉	Kód výrobku	d x L	✉	Kód výrobku	d x L	✉	Kód výrobku
ST3,9X16MM*	200	51766.039.016	ST3,9X22MM*	200	51766.039.022	ST3,9X32MM*	200	51766.039.032
ST3,9X19MM*	200	51766.039.019	ST3,9X25MM*	200	51766.039.025			

51769 Šroub pro parapety s podložkou provedení hnědá — R03A

Závit Hrubý závit
Materiál Nerezocel A2
Barva Hnědá

d x L	✉	Kód výrobku	d x L	✉	Kód výrobku	d x L	✉	Kód výrobku
ST3,9X16MM*	200	51769.039.016	ST3,9X22MM*	200	51769.039.022	ST3,9X32MM*	200	51769.039.032
ST3,9X19MM*	200	51769.039.019	ST3,9X25MM*	200	51769.039.025			

Šroub s křížovou drážkou pro zadní panely

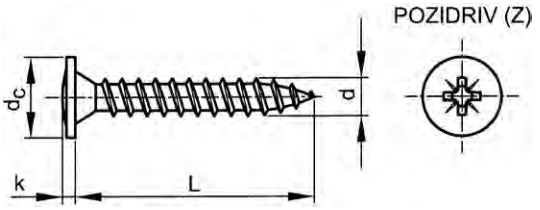

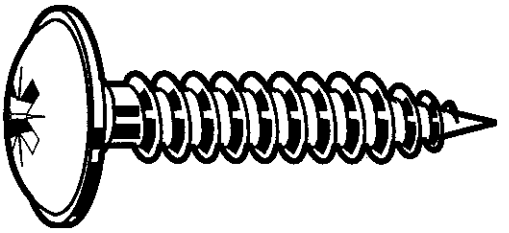

Technické údaje

d	d_c	k	Čís. křížové drážky
3.5	8	1.4	2
4	9	1.7	2
4.5	10	1.9	2
5	11.5	2.1	2

29570 **Šroub s křížovou drážkou pro zadní panely Pozidriv** **K04A**

Materiál Ocel
Povrchová úprava Pozinkované

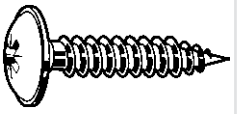

d x L	✉	Kód výrobku	d x L	✉	Kód výrobku	d x L	✉	Kód výrobku
3,5X17MM	200	29570.035.017				4,5X40MM	200	29570.045.040
3,5X20MM	200	29570.035.020	4X30MM	200	29570.040.030	4,5X45MM	200	29570.045.045
3,5X25MM	200	29570.035.025	4X35MM	200	29570.040.035			
3,5X30MM	200	29570.035.030	4X40MM	200	29570.040.040	5X40MM	100	29570.050.040
3,5X35MM	200	29570.035.035				5X60MM	100	29570.050.060

- Závit šroubu do dřevotřísky Heco-fix plus.
- Rozměry se mohou lišit v závislosti na dostupnosti.

Samořezný šroub s křížovou drážkou na SPZ

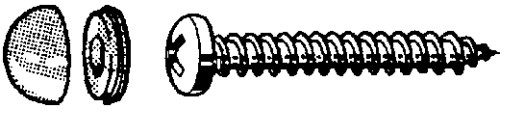

Skupiny produktů

Závit	Typ drážky	Materiál	Povrchová úprava		Kód	Strana
ST	Phillips	Oc	Zn		72008	6-107
ST	Phillips	Oc	Zn	with snap cap	72005	6-108
ST	Pozidriv	Oc	FLZNNC-NC6	samovrtný	72022	6-108

72008 **Samořezný šroub Phillips (H) s křížovou drážkou** **Y92D**

Závit Samořezný závit
Materiál Ocel
Povrchová úprava Pozinkované



d x L	✉	Kód výrobku	d x L	✉	Kód výrobku	d x L	✉	Kód výrobku
ST4,8X16MM	100	72008.048.016	ST4,8X25MM	100	72008.048.025	ST4,8X32MM	100	72008.048.032
ST4,8X19MM	100	72008.048.020						

72005	Samořezný šroub Phillips (H) s křížovou drážkou, vypouklou hlavou a krycí čepičkou	Y92D

Závit Samořezný závit
Materiál Ocel
Povrchová úprava Pozinkované

d x L	✉	Kód výrobku	d x L	✉	Kód výrobku
4,8X13 WHITE	100	72005.048.013	4,8X19 YELLOW	100	72005.048.019

72022	Samovrtný šroub Delta-Magni s Pozidriv (Z) křížovou drážkou	Y92A

Závit Samořezný závit
Materiál Ocel
Povrchová úprava Zinko-hliníkový povlak bez Cr^{6+}- ISO 10683 flZnnc

d x L	✉	Kód výrobku	d x L	✉	Kód výrobku	d x L	✉	Kód výrobku
5,0X16MM	100	72022.050.016	5,0X19MM	100	72022.050.019	5,0X25MM	100	72022.050.025

Samořezný šroub pro SPZ s válcovou oblou hlavou s křížovou drážkou

6

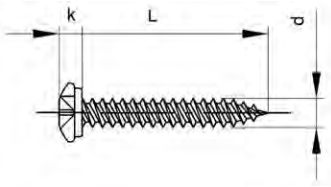



Technické údaje

d	d_k	k	Čís. křížové drážky
3.9	7.8	1.9	2

51652	Samořezný šroub pro SPZ s válcovou oblou hlavou s křížovou drážkou	R03A

Závit Samořezný závit
Materiál Nerezocel A2



d x L	✉	Kód výrobku	d x L	✉	Kód výrobku	d x L	✉	Kód výrobku
ST3,9X9,5MM*	1000	51652.039.009	ST3,9X19MM*	1000	51652.039.019	ST3,9X32MM*	1000	51652.039.032
ST3,9X13MM*	1000	51652.039.013	ST3,9X22MM*	1000	51652.039.022	ST3,9X38MM*	1000	51652.039.038
ST3,9X16MM*	1000	51652.039.016	ST3,9X25MM*	1000	51652.039.025			

Samořezný šroub pro SPZ s válcovou oblou hlavou s T-hvězdicí

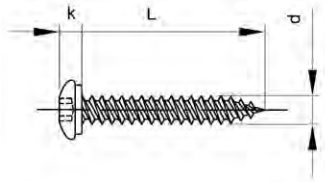

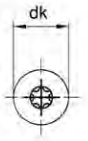

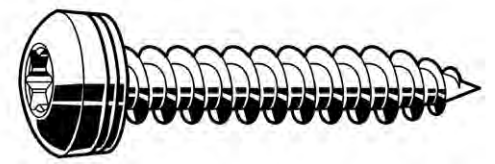

Technické údaje

d	d_k	Drážka	k
3.9	7.8	T15	1.9

51653 **Samořezný šroub pro SPZ s válcovou oblou hlavou s T-hvězdicí** **R03A**

Závit Samořezný závit
Materiál Nerezocel A2

d x L	✉	Kód výrobku	d x L	✉	Kód výrobku	d x L	✉	Kód výrobku
ST3,9X13MM*	1000	51653.039.013	ST3,9X22MM*	1000	51653.039.022	ST3,9X32MM*	1000	51653.039.032
ST3,9X16MM*	1000	51653.039.016	ST3,9X25MM*	1000	51653.039.025	ST3,9X38MM*	1000	51653.039.038
ST3,9X19MM*	1000	51653.039.019						

6

Šroub s drážkou na SPZ

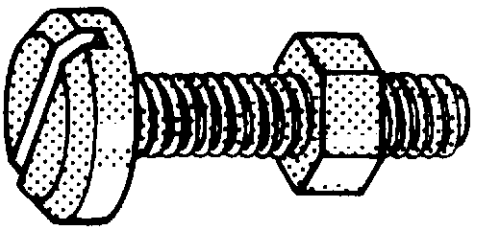

Skupiny produktů

Závit	Typ drážky	Materiál	Barva	Kód	Strana
M	Drážkované	Plast Nylon	Žlutá	72000	6-109
M	Drážkované	Plast Nylon	Černá	72002	6-109

72000 **Šroub s drážkou na SPZ** **Y92D**

Závit Metrický závit
Materiál Plast Nylon (polyamid)
Barva Žlutá

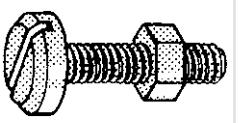

d x L	✉	Kód výrobku	d x L	✉	Kód výrobku
M6X16	100	72000.060.016	M6X25	100	72000.060.025

72002 **Šroub s drážkou na SPZ** **Y92D**

Závit Metrický závit
Materiál Plast Nylon (polyamid)
Barva Černá

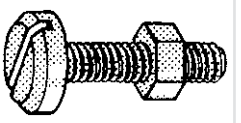

d x L	✉	Kód výrobku
M6X16	100	72002.060.016

Krytka (příchytná)

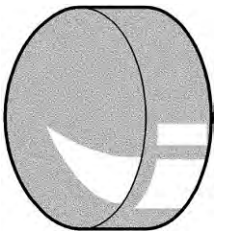

Skupiny produktů

Materiál		Kód	Strana
Plast Nylon		72011	6-110
Plast Nylon	pro samořezné šrouby Phillips	72018	6-110

72011 Krytka (příchytná) Y92D

Materiál Plast Nylon (polyamid)

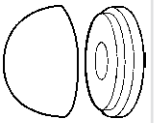

Typ	✉	Kód výrobku	Typ	✉	Kód výrobku
KRYTKA ŽLUTÁ M5	100	72011.050.001	KRYTKA ČERNÁ M5	100	72011.050.002

- Pro šrouby.

72018 Krytka (příchytná) Y92D

Materiál Plast Nylon (polyamid)

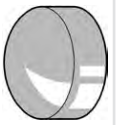

Typ	✉	Kód výrobku	Typ	✉	Kód výrobku	Typ	✉	Kód výrobku
MODRÁ	100	72018.000.002	BÍLÁ	100	72018.000.011	ČERNÁ	100	72018.000.012
ŽLUTÁ	100	72018.000.004						

- Pro šrouby (skupiny 72008/72022/51652/51653).

Střešní a čelní šroub se šestihrannou hlavou s těsnící podložkou z elastomeru

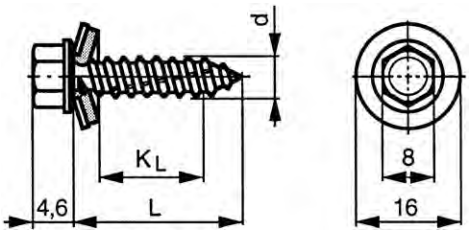



- Střešní a čelní šrouby z nerez oceli jsou pozinkovány.

Údaje o montáži

Tloušťka materiálu		0,63-1,1	1,25-1,5	2,0-3,0	3,0-3,9	4,0-4,9	5,0-5,9	6,0-10,0	>10,0
Doporučený střešní šroub		Typ A			Typ B				
MATERIÁL		ROZMĚRY OTVORŮ							
Střešní šroub	Konstrukce								
Nerezová ocel	Ocel a hliník	4,0	4,5	5,0	5,05	5,35	5,65	5,8	5,85
Hliník	Hliník	4,0-4,5			--				
Hliník	Dřevo	4,0			--				
Délka přilnavosti v oceli a Al		L-12			L-10				
Délka šroubu L ve dřevě		Min. 30 mm			--				

Skupiny produktů

Závit	Typ drážky	Materiál	Povrchová úprava		Kód	Strana
ST	S vnějším šestihranem	NO A2	Zn	A/Velké Balení	31710	6-111
ST	S vnějším šestihranem	NO A2	Zn	A	31711	6-111
ST	S vnějším šestihranem	NO A2	Zn	B	31720	6-112
ST	S vnějším šestihranem	Oc	Zn	A	31705	6-112

31710 SFS-TOPFORM Střešní a čelní šroub s těsnícím kroužkem z elastomeru typ A — J07A

Závit Samořezný závit
Materiál Nerezocel A2
Povrchová úprava Pozinkované

d x L	✉	Kód výrobku	d x L	✉	Kód výrobku	d x L	✉	Kód výrobku
6,5X19MM	500	31710.065.019	6,5X51MM	100	31710.065.050	6,5X115MM	100	31710.065.115
6,5X25MM	500	31710.065.025	6,5X64MM	100	31710.065.064	6,5X127MM	100	31710.065.130
6,5X32MM	500	31710.065.032	6,5X76MM	100	31710.065.075	6,5X152MM	50	31710.065.150
6,5X38MM	250	31710.065.038	6,5X90MM	100	31710.065.090	6,5X178MM	50	31710.065.175
6,5X45MM	100	31710.065.045	6,5X100MM	100	31710.065.100			

- Použitelný např. pro upevnění tenkých ocelových vaznic o tloušťce do 3 mm (pevnost v tahu cca 370 N/mm^2), v hliníku nebo dřevě.

31711 SFS-TOPFORM Střešní a čelní šroub s těsnícím kroužkem z elastomeru typ A — J07A

Závit Samořezný závit
Materiál Nerezocel A2
Povrchová úprava Pozinkované

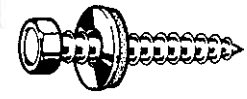

d x L	✉	Kód výrobku	d x L	✉	Kód výrobku	d x L	✉	Kód výrobku
6,5X19MM	100	31711.065.019	6,5X32MM	100	31711.065.032	6,5X38MM	100	31711.065.038
6,5X25MM	100	31711.065.025						

- Applicable for fastening f.i. thin purlins of steel up to 3 mm thickness (tensile strength about 370 N/mm^2), in aluminium or in wood.

31720	SFS-TOPFORM Střešní a čelní šroub s těsnícím kroužkem z elastomeru typ B	J07A

Závit Samořezný závit
Materiál Nerezocel A2
Povrchová úprava Pozinkované

d x L	✉	Kód výrobku	d x L	✉	Kód výrobku
6,3X19MM	500	31720.063.019	6,3X25MM	500	31720.063.025

Střešní a čelní šrouby z nerezové oceli jsou pozinkované.

31705	Střešní a čelní šroub s těsnícím kroužkem z elastomeru typ A	J07A

Závit Samořezný závit
Materiál Ocel
Povrchová úprava Pozinkované

d x L	✉	Kód výrobku	d x L	✉	Kód výrobku	d x L	✉	Kód výrobku
6,5X19MM	100	31705.065.019	6,5X50MM	100	31705.065.050	6,5X115MM	100	31705.065.115
6,5X25MM	100	31705.065.025	6,5X64MM	100	31705.065.064	6,5X130MM	100	31705.065.130
6,5X32MM	100	31705.065.032	6,5X75MM	100	31705.065.075	6,5X150MM	50	31705.065.150
6,5X38MM	100	31705.065.038	6,5X90MM	100	31705.065.090			

- Použitelný např. pro upevnění tenkých ocelových vaznic o tloušťce do 3 mm (pevnost v tahu cca 370 N/mm^2), v hliníku nebo dřevě.

rut pro opláštění s šestihrannou hlavou s těsnící podložkou 16mm



Technické údaje

d	d_2	h	k	s
6.3	16	3	4.6	3/8
6.5	16	3	4.6	3/8

Skupiny produktů

Závit	Typ drážky	Materiál		Kód	Strana
ST	S vnějším šestihranem	NO A2	flat point	51891	6-112
ST	S vnějším šestihranem	NO A2	cone point	51892	6-113

51891	Vrut pro opláštění s šestihrannou hlavou s plochým zakončením s těsnící podložkou 16mm	R03A

Závit Samořezný závit
Materiál Nerezocel A2

d x L	✉	Kód výrobku	d x L	✉	Kód výrobku	d x L	✉	Kód výrobku
6,3X16MM*	500	51891.063.016	6,3X64MM*	100	51891.063.064	6,3X150MM*	100	51891.063.150
6,3X19MM*	500	51891.063.019	6,3X75MM*	100	51891.063.075	6,3X175MM*	100	51891.063.175
6,3X25MM*	200	51891.063.025	6,3X90MM*	100	51891.063.090	6,3X200MM*	100	51891.063.200
6,3X32MM*	200	51891.063.032	6,3X100MM*	100	51891.063.100	6,3X220MM*	100	51891.063.220
6,3X38MM*	200	51891.063.038	6,3X115MM*	100	51891.063.115	6,3X240MM*	100	51891.063.240
6,3X45MM*	200	51891.063.045	6,3X130MM*	100	51891.063.130	6,3X260MM*	100	51891.063.260
6,3X50MM*	200	51891.063.050						

51892	Vrut pro opláštění s šestihrannou hlavou s kuželovým zakončením s těsnící podložkou 16mm	R03A

Závit Samořezný závit
Materiál Nerezocel A2

d x L	✉	Kód výrobku	d x L	✉	Kód výrobku	d x L	✉	Kód výrobku
6,5X13MM*	500	51892.065.013	6,5X50MM*	200	51892.065.050	6,5X130MM*	100	51892.065.130
6,5X16MM*	500	51892.065.016	6,5X55MM*	200	51892.065.055	6,5X150MM*	100	51892.065.150
6,5X19MM*	500	51892.065.019	6,5X60MM*	200	51892.065.060	6,5X175MM*	100	51892.065.175
6,5X25MM*	200	51892.065.025	6,5X64MM*	100	51892.065.064	6,5X200MM*	100	51892.065.200
6,5X32MM*	200	51892.065.032	6,5X75MM*	100	51892.065.075	6,5X220MM*	100	51892.065.220
6,5X38MM*	200	51892.065.038	6,5X90MM*	100	51892.065.090	6,5X240MM*	100	51892.065.240
6,5X40MM*	200	51892.065.040	6,5X100MM*	100	51892.065.100	6,5X260MM*	100	51892.065.260
6,5X45MM*	200	51892.065.045	6,5X115MM*	100	51892.065.115			

Vrut pro opláštění s šestihrannou hlavou s těsnící podložkou 19mm



Technické údaje

d	d_2	h	k	s
6.3	19	3	4.6	3/8
6.5	19	3	4.6	3/8

Skupiny produktů

Závit	Typ drážky	Materiál		Kód	Strana
ST	S vnějším šestihranem	NO A2	flat point	51893	6-113
ST	S vnějším šestihranem	NO A2	cone point	51894	6-113

51893	Vrut pro opláštění s šestihrannou hlavou s plochým zakončením s těsnící podložkou 19mm	R03A

Závit Samořezný závit
Materiál Nerezocel A2

d x L	✉	Kód výrobku	d x L	✉	Kód výrobku	d x L	✉	Kód výrobku
6,3X16MM*	500	51893.063.016	6,3X64MM*	100	51893.063.064	6,3X150MM*	100	51893.063.150
6,3X19MM*	500	51893.063.019	6,3X75MM*	100	51893.063.075	6,3X175MM*	100	51893.063.175
6,3X25MM*	200	51893.063.025	6,3X90MM*	100	51893.063.090	6,3X200MM*	100	51893.063.200
6,3X32MM*	200	51893.063.032	6,3X100MM*	100	51893.063.100	6,3X220MM*	100	51893.063.220
6,3X38MM*	200	51893.063.038	6,3X115MM*	100	51893.063.115	6,3X240MM*	100	51893.063.240
6,3X45MM*	200	51893.063.045	6,3X130MM*	100	51893.063.130	6,3X260MM*	100	51893.063.260
6,3X50MM*	200	51893.063.050						

51894	Vrut pro opláštění s šestihrannou hlavou s kuželovým zakončením s těsnící podložkou 19mm	R03A

Závit Samořezný závit
Materiál Nerezocel A2

d x L	✉	Kód výrobku	d x L	✉	Kód výrobku	d x L	✉	Kód výrobku
6,5X16MM*	500	51894.065.016	6,5X64MM*	100	51894.065.064	6,5X165MM*	100	51894.065.165
6,5X19MM*	500	51894.065.019	6,5X75MM*	100	51894.065.075	6,5X175MM*	100	51894.065.175
6,5X25MM*	200	51894.065.025	6,5X90MM*	100	51894.065.090	6,5X200MM*	100	51894.065.200
6,5X32MM*	200	51894.065.032	6,5X100MM*	100	51894.065.100	6,5X220MM*	100	51894.065.220
6,5X38MM*	200	51894.065.038	6,5X115MM*	100	51894.065.115	6,5X240MM*	100	51894.065.240
6,5X45MM*	200	51894.065.045	6,5X130MM*	100	51894.065.130	6,5X260MM*	100	51894.065.260
6,5X50MM*	200	51894.065.050	6,5X150MM*	100	51894.065.150			

Vrut pro opláštění s šestihrannou hlavou s těsnící podložkou 22mm



Technické údaje

d	d_2	h	k	s
6.3	22	3	4.6	3/8
6.5	22	3	4.6	3/8

Skupiny produktů

Závit	Typ drážky	Materiál		Kód	Strana
ST	S vnějším šestihranem	NO A2	flat point	51777	6-114
ST	S vnějším šestihranem	NO A2	cone point	51771	6-114

6

51777 Vrut pro opláštění s šestihrannou hlavou s plochým zakončením s těsnící podložkou 22mm — R03A

Závit Samořezný závit
Materiál Nerezocel A2

d x L	✉	Kód výrobku	d x L	✉	Kód výrobku	d x L	✉	Kód výrobku
6,3X16MM*	500	51777.063.016	6,3X64MM*	100	51777.063.064	6,3X150MM*	100	51777.063.150
6,3X19MM*	500	51777.063.019	6,3X75MM*	100	51777.063.075	6,3X175MM*	100	51777.063.175
6,3X25MM*	200	51777.063.025	6,3X90MM*	100	51777.063.090	6,3X200MM*	100	51777.063.200
6,3X32MM*	200	51777.063.032	6,3X100MM*	100	51777.063.100	6,3X220MM*	100	51777.063.220
6,3X38MM*	200	51777.063.038	6,3X115MM*	100	51777.063.115	6,3X240MM*	100	51777.063.240
6,3X45MM*	200	51777.063.045	6,3X130MM*	100	51777.063.130	6,3X260MM*	100	51777.063.260
6,3X50MM*	200	51777.063.050						

51771 Vrut pro opláštění s šestihrannou hlavou s kuželovým zakončením s těsnící podložkou 22mm — R03A

Závit Samořezný závit
Materiál Nerezocel A2



d x L	✉	Kód výrobku	d x L	✉	Kód výrobku	d x L	✉	Kód výrobku
6,5X16MM*	500	51771.065.016	6,5X64MM*	100	51771.065.064	6,5X150MM*	100	51771.065.150
6,5X19MM*	500	51771.065.019	6,5X75MM*	100	51771.065.075	6,5X175MM*	100	51771.065.175
6,5X25MM*	200	51771.065.025	6,5X90MM*	100	51771.065.090	6,5X200MM*	100	51771.065.200
6,5X32MM*	200	51771.065.032	6,5X100MM*	100	51771.065.100	6,5X220MM*	100	51771.065.220
6,5X38MM*	200	51771.065.038	6,5X115MM*	100	51771.065.115	6,5X240MM*	100	51771.065.240
6,5X45MM*	200	51771.065.045	6,5X130MM*	100	51771.065.130	6,5X260MM*	100	51771.065.260
6,5X50MM*	200	51771.065.050						

rut pro opláštění s vysokým-nízkým dvojzávitem se středícím hrotem

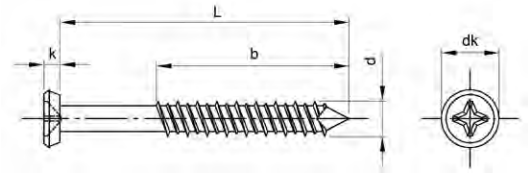

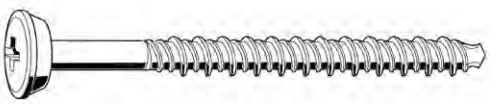

Technické údaje

d	d_k	k
5.5	9.2	3

51799 **rut pro opláštění s vysokým-nízkým dvojzávitem se středícím hrotem** **R03A**

Závit Samořezný závit
Materiál Nerezocel A2
Třída 50

d x L x b	✉	Kód výrobku	d x L x b	✉	Kód výrobku	d x L x b	✉	Kód výrobku
ST5,5X25MM*	100	51799.055.025	ST5,5X45MM*	100	51799.055.045	ST5,5X55MM*	100	51799.055.055
ST5,5X35MM*	100	51799.055.035						

6

Střešní a čelní samovrtný šroub s těsnícím kroužkem z elastomeru

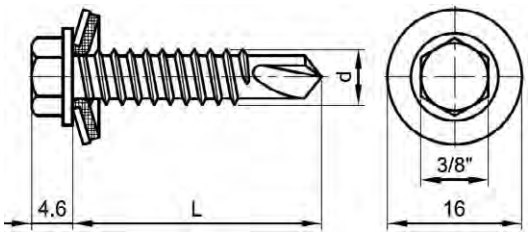

31702 **Střešní a čelní samovrtný šroub s těsnícím kroužkem z elastomeru** **J07A**

Závit Samořezný závit
Materiál Ocel
Povrchová úprava Pozinkované

d x L	✉	Kód výrobku	d x L	✉	Kód výrobku	d x L	✉	Kód výrobku
6,3X19MM	250	31702.063.019	6,3X38MM	250	31702.063.038	6,3X60MM	100	31702.063.060
6,3X25MM	250	31702.063.025	6,3X50MM	100	31702.063.050	6,3X75MM	100	31702.063.075
6,3X32MM	200	31702.063.032						

- UPOZORNĚNÍ: Elektrolytické pokovení těchto produktů může způsobit vodíkovou křehkost.

Elastomerový těsnící kroužek

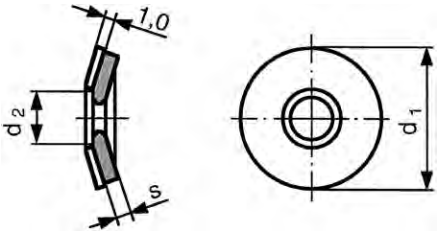

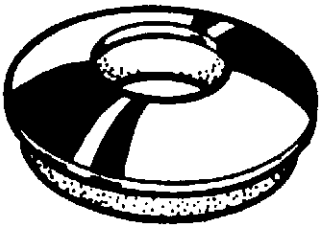

Technické údaje

d_1	d_2	s	d_1	d_2	s
16	6.7	2	**22**	6.7	3
19	6.7	3	**29**	6.7	3

Údaje o montáži

Tloušťka materiálu		0,63-1,1	1,25-1,5	2,0-3,0	3,0-3,9	4,0-4,9	5,0-5,9	6,0-10,0	>10,0
Doporučený střešní šroub		Typ A			Typ B				
MATERIÁL		ROZMĚRY OTVORŮ							
Střešní šroub	Konstrukce								
Nerezová ocel	Ocel a hliník	4,0	4,5	5,0	5,05	5,35	5,65	5,8	5,85
Hliník	Hliník	4,0-4,5			--				
Hliník	Dřevo	4,0			--				
Délka přilnavosti v oceli a Al		L-12			L-10				
Délka šroubu L ve dřevě		Min. 30 mm			--				

6

Skupiny produktů

Materiál		Kód	Strana
NO A2		31781	6-116
NO A2	Velké Balení	31780	6-116

31781 Elastomerový těsnící kroužek — J07A

Materiál Nerezocel A2

d_1	✉	Kód výrobku	d_1	✉	Kód výrobku	d_1	✉	Kód výrobku
16MM	100	31781.160.001	19MM	100	31781.190.001	22MM	100	31781.220.001

31780 Elastomerový těsnící kroužek — J07A

Materiál Nerezocel A2

d_1	✉	Kód výrobku	d_1	✉	Kód výrobku	d_1	✉	Kód výrobku
16MM	500	31780.160.001	22MM	500	31780.220.001	29MM	100	31780.290.001
19MM	500	31780.190.001						

Lepené podložky těsnící / šedá EPDM klenutá

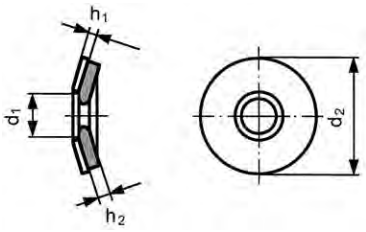

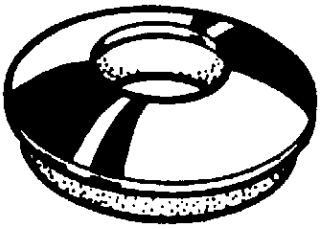

Technické údaje

d_1	h_1	h_2
4.8	1	2
5.3	1	2
6.2	1	2
6.7	1	2
8.4	1	2
10.5	1	2
13	1	2

51422 **Lepené podložky těsnící / šedá EPDM klenutá** **R05A**

Materiál Nerezocel A2

d_1 x d_2	✉	Kód výrobku
4,8X12MM*	1000	51422.048.012
4,8X14MM*	1000	51422.048.014
5,3X12MM*	1000	51422.053.012
5,3X14MM*	1000	51422.053.014
5,3X16MM*	1000	51422.053.016
5,3X19MM*	1000	51422.053.019
6,2X16MM*	1000	51422.062.016

d_1 x d_2	✉	Kód výrobku
6,7X16MM*	1000	51422.067.016
6,7X19MM*	1000	51422.067.019
6,7X22MM*	1000	51422.067.022
6,7X25MM*	1000	51422.067.025
6,7X29MM*	500	51422.067.029
8,4X16MM*	1000	51422.084.016
8,4X19MM*	1000	51422.084.019

d_1 x d_2	✉	Kód výrobku
8,4X22MM*	1000	51422.084.022
8,4X25MM*	1000	51422.084.025
8,4X29MM*	500	51422.084.029
10,5X25MM*	1000	51422.105.025
10,5X29MM*	500	51422.105.029
13,0X29MM*	500	51422.130.029

Samovrtné vruty MaxxFast

Vysoce kvalitní
Samovrtný program MaxxFast obsahuje vysoce kvalitní samovrtné upevňovací produkty. Díky použití samovrtných vrutů MaxxFast je možné vytvořit spolehlivé spojení v jedné pracovní operaci. V jednom kroku, správně vyvrtaný otvor, vytvořen závit a konstrukční díly jsou spolehlivě spojeny. Žádné vrtání nebo děrování není potřeba, žádné řezání závitů.

Vysoce kvalitní upevňovací produkty!
Integrovaný vrtáček přináší významnou úsporu nákladů na spoj. Omezuje také chybovost při umístění vrutu a umožňuje volbu jednoduchého spoje.

V průběhu spoje je eliminován čas pro přípravu spojovaných materiálů a také výměna nástrojů. Každý z vrutů používá svůj vlastní hrot (vrták) a snižuje tak pracovní čas ve spojení s používáním extra vrtáku. Použití správného vrtáku ve spojení s vrutem je garantováno. Používání samovrtných vrutů zabraňuje selhání spoje a snižuje tak dodatečné náklady na kontrolu či testování.

Šetřete čas a nástroje!
Rychlejší a snazší montáž bez časově náročného uspořádávání spojovaných materiálů. Výzkumy spojů ukázaly, že u některých spojů je tímto způsobem možné ušetřit až 50% času. Není třeba dalších investic do extra vybavení a nástrojů.

MaxxFast samovrtné vruty jsou dostupné ve třech materiálových provedeních:
- Pozinkovaná ocel
- Nerezová ocel
- Bi-metal s povlakem Ruspert 500

MaxxFast samovrtné vruty jsou vyráběny s běžnými druhy drážek jako je Phillips, čtvercová, vnější šestihran (pro mechanizovanou velkosériovou montáž pomocí elektrických nástrojů). Navíc jsou tyto vruty dostupné také s inovativní drážkou ttap®.

S křížovou drážkou a vypouklou hlavou MaxxFast

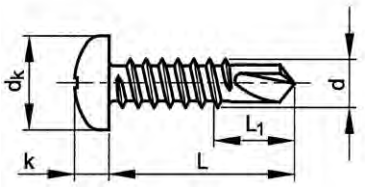

PHILLIPS (H)

DIN **≈7504 M-H**
ISO ≈15481 H

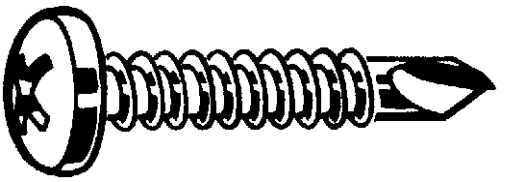

Technické údaje

d	d_k	k	L_1	Čís. křížové drážky
ST2.9	5.30 - 5.60	1.95 - 2.20	4	1
ST3.5	6.54 - 6.90	2.35 - 2.60	4	2
ST3.9	7.14 - 7.50	2.55 - 2.80	4.5	2
ST4.2	7.84 - 8.20	2.75 - 3.05	5	2
ST4.8	9.14 - 9.50	3.25 - 3.55	6.5	2
ST5.5	10.37 - 10.80	3.65 - 3.95	8	3

30320 **MAXXFAST samovrtný vrut s půlkulatou hlavou drážka Phillips** **MF1A**

Závit Samořezný závit
Materiál Ocel
Povrchová úprava Pozinkované

MAXXFAST PROFESSIONAL HARDWARE

RoHS

d x L	✉	Kód výrobku	d x L	✉	Kód výrobku	d x L	✉	Kód výrobku
ST2,9X9,5MM	200	30320.029.009	ST3,9X25MM	200	30320.039.025	ST4,8X25MM	200	30320.048.025
ST2,9X13MM	200	30320.029.013	ST3,9X32MM	200	30320.039.032	ST4,8X32MM	200	30320.048.032
						ST4,8X38MM	200	30320.048.038
ST3,5X9,5MM	200	30320.035.009	ST4,2X13MM	200	30320.042.013	ST4,8X45MM	200	30320.048.045
ST3,5X13MM	200	30320.035.013	ST4,2X16MM	200	30320.042.016	ST4,8X50MM	200	30320.048.050
ST3,5X16MM	200	30320.035.016	ST4,2X19MM	200	30320.042.019			
ST3,5X19MM	200	30320.035.019	ST4,2X22MM	200	30320.042.022	ST5,5X19MM	200	30320.055.019
ST3,5X22MM	200	30320.035.022	ST4,2X25MM	200	30320.042.025	ST5,5X22MM	200	30320.055.022
ST3,5X25MM	200	30320.035.025	ST4,2X32MM	200	30320.042.032	ST5,5X25MM	200	30320.055.025
						ST5,5X32MM	200	30320.055.032
ST3,9X13MM	200	30320.039.013	ST4,8X13MM	200	30320.048.013	ST5,5X38MM	200	30320.055.038
ST3,9X16MM	200	30320.039.016	ST4,8X16MM	200	30320.048.016	ST5,5X45MM	200	30320.055.045
ST3,9X19MM	200	30320.039.019	ST4,8X19MM	200	30320.048.019	ST5,5X50MM	200	30320.055.050
ST3,9X22MM	200	30320.039.022	ST4,8X22MM	200	30320.048.022			

- Pouze celá balení.

S křížovou drážkou a vypouklou hlavou MaxxFast A2

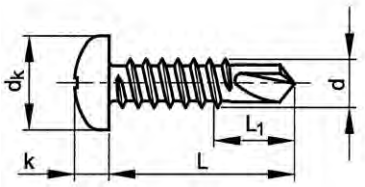

PHILLIPS (H) **DIN** **≈7504 M-H**
ISO ≈15481 H

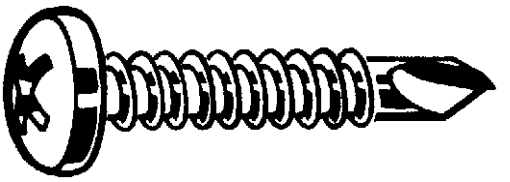

Technické údaje

d	d_k	k	L_1	Čís. křížové drážky
ST2.9	5.30 - 5.60	2.15 - 2.40	4	1
ST3.5	6.64 - 7.00	2.35 - 2.60	4	2
ST3.9	7.14 - 7.50	2.55 - 2.80	4.5	2
ST4.2	7.64 - 8.00	2.80 - 3.10	4.5	2
ST4.8	9.14 - 9.50	3.40 - 3.70	6.5	2
ST5.5	10.57 -11.00	3.70 - 4.00	8	3

Skupiny produktů

Závit	Typ drážky	Materiál	Kód	Strana
ST	Phillips	NO A2	30325	6-120
ST	Phillips	Bi-Metal	30330	6-120

30325 MAXXFAST samovrtný vrut s půlkulatou hlavou drážka Phillips MF1A

Závit Samořezný závit
Materiál Nerezocel A2

MAXXFAST PROFESSIONAL HARDWARE

RoHS

d x L	✉	Kód výrobku	d x L	✉	Kód výrobku	d x L	✉	Kód výrobku
ST2,9X9,5MM	200	30325.029.009	ST3,9X25MM	200	30325.039.025	ST4,8X25MM	200	30325.048.025
ST2,9X13MM	200	30325.029.013	ST3,9X32MM	200	30325.039.032	ST4,8X32MM	200	30325.048.032
						ST4,8X38MM	200	30325.048.038
ST3,5X9,5MM	200	30325.035.009	ST4,2X13MM	200	30325.042.013	ST4,8X45MM	200	30325.048.045
ST3,5X13MM	200	30325.035.013	ST4,2X16MM	200	30325.042.016	ST4,8X50MM	200	30325.048.050
ST3,5X16MM	200	30325.035.016	ST4,2X19MM	200	30325.042.019			
ST3,5X19MM	200	30325.035.019	ST4,2X22MM	200	30325.042.022	ST5,5X19MM	200	30325.055.019
ST3,5X22MM	200	30325.035.022	ST4,2X25MM	200	30325.042.025	ST5,5X22MM	200	30325.055.022
ST3,5X25MM	200	30325.035.025	ST4,2X32MM	200	30325.042.032	ST5,5X25MM	200	30325.055.025
						ST5,5X32MM	200	30325.055.032
ST3,9X13MM	200	30325.039.013	ST4,8X13MM	200	30325.048.013	ST5,5X38MM	200	30325.055.038
ST3,9X16MM	200	30325.039.016	ST4,8X16MM	200	30325.048.016	ST5,5X45MM	200	30325.055.045
ST3,9X19MM	200	30325.039.019	ST4,8X19MM	200	30325.048.019	ST5,5X50MM	200	30325.055.050
ST3,9X22MM	200	30325.039.022	ST4,8X22MM	200	30325.048.022			

- Pouze celá balení.

30330 MAXXFAST samovrtný vrut s půlkulatou hlavou drážka Phillips MF1A

Závit Samořezný závit
Materiál Bi-Metal

MAXXFAST PROFESSIONAL HARDWARE

RoHS

d x L	✉	Kód výrobku	d x L	✉	Kód výrobku	d x L	✉	Kód výrobku
ST3,5X16MM	200	30330.035.016	ST4,2X16MM	200	30330.042.016	ST4,8X38MM	200	30330.048.038
ST3,5X19MM	200	30330.035.019	ST4,2X19MM	200	30330.042.019	ST4,8X45MM	200	30330.048.045
ST3,5X22MM	200	30330.035.022	ST4,2X22MM	200	30330.042.022	ST4,8X50MM	200	30330.048.050
ST3,5X25MM	200	30330.035.025	ST4,2X25MM	200	30330.042.025			
			ST4,2X32MM	200	30330.042.032	ST5,5X19MM	200	30330.055.019
ST3,9X16MM	200	30330.039.016				ST5,5X22MM	200	30330.055.022
ST3,9X19MM	200	30330.039.019	ST4,8X16MM	200	30330.048.016	ST5,5X25MM	200	30330.055.025
ST3,9X22MM	200	30330.039.022	ST4,8X19MM	200	30330.048.019	ST5,5X32MM	200	30330.055.032
ST3,9X25MM	200	30330.039.025	ST4,8X22MM	200	30330.048.022	ST5,5X38MM	200	30330.055.038
ST3,9X32MM	200	30330.039.032	ST4,8X25MM	200	30330.048.025	ST5,5X45MM	200	30330.055.045
			ST4,8X32MM	200	30330.048.032	ST5,5X50MM	200	30330.055.050

- Pouze celá balení.

Samořezné šrouby Fabory-Spedec

Základní informace
Pomocí upevňovacího systému Přímé Montáže Fabory-Spedec je vyvrtán správný jádrový vrt, je nařezán závit a konstrukční dílce jsou spolehlivě spojeny během jediné operace. Proto není třeba vrtání nebo děrování otvoru ani řezání závitu. Drážky jsou Phillips, vnitřní šestihran nebo čtverec (SR).

Standardy
Tvary a rozměry hlavy samořezného šroubu Fabory-Spedec jsou podle norem DIN normálních šroubů.

Materiál
Samořezné šrouby Fabory-Spedec jsou vyrobeny z kalené oceli (min. 560 HV 0,3), s jádrem, které zůstává houževnaté (270-425 HV 0,3). Samořezné šrouby Fabory-Spedec vyhovují velikostem, požadavkům a testům podle DIN 7504.

Závity
Samořezné šrouby Fabory-Spedec se samořeznými závity (označení ST) podle DIN 7970. Úplně vyříznutý závit k dosažení dobrého upevnění ve spojení.

Systém
Každý samořezný šroub Fabory-Spedec vrtá otvor pomocí své vlastní části, samořezného hrotu. To má za následek rychlejší a snadnější montáž a to, že není třeba zdlouhavé vyrovnávání a nastavování konstrukčních dílců.

Aplikace
Samořezné šrouby Fabory-Spedec z nerezové oceli A2 se mají používat pouze do slitin hliníku s tvrdostí podle Brinella až do 75 HB, hliníkové samořezné šrouby se mají používat pouze do plastů a slitin hliníku.

Předepsané hodnoty pro ocelové samořezné šrouby Steel Fabory-Spedec typu SN

d		ST2,9	ST3,5	ST3,9	ST4,2	ST4,8	ST5,5	ST6,3
Min. tažná síla v N		4400	6300	8000	8300	12000	14000	21000
Min. smyková pevnost v N		2100	3700	3600	4100	6800	9000	13300
Mezní točivý moment v Nm		2	3,7	4,5	5,1	9,2	14,5	23
Kapacita vrtání do ocelových traverz (St 37/52) včetně mezi-prostoru	(min.)	0,5	1	1	1,75	2,75	2,75	2,75
	(max.)	2	2	2,5	3,5/3	5/4	6	6
Vrtačka (nezatížená)	ot./min	3500	3500	3500	3500	3500	2900	2900
	výkon watt	340-400	340-400	340-400	340-400	340-400	400-700	400-700
Prům. doba vrtání do oceli St3	cca sec.	3,5	4	5,7	4,1	3,6	6,9	13

Typy drážek
Šrouby mají různé typy drážek, tj.: zahloubení se zářezem, křížovou drážkou Phillips, křížovou drážkou Pozidriv, Torx a zahloubením SR. Prvních pět typů má jednu hlavní nevýhodu, odchylka od rozměru vybrání a nástroje způsobuje nadměrnou vůli mezi vybráním a nástrojem, což má za následek nestabilitu při začátku šroubování (vibraci a chvění). Tato nadměrná vůle může být také problémem při odmontování šroubů v těžko přístupných místech.

SR drážka
Drážka SR byla vyvinuta, aby byl odstraněn problém nadměrné vůle. Drážka SR je v principu kombinací čtvercového vybrání a křížové drážky. Speciálně vyvinuté čtvercové vybrání umožňuje připevnění šroubu SR přímo k nástroji SR. To vylučuje jakoukoli odchylku od tolerance a únavy materiálu. Šroub, přes svou vlastní hmotnost, zůstane pevně upevněn v nástroji. Skvělé spojení zajišťuje, že opotřebování mezi vybráním a nástrojem (břitem) zůstává minimální. Pravděpodobná životnost nástroje SR (břitu) je dvojná sobkem životnosti obvyklého nástroje.

A ještě více... V této sekci naleznete rozsáhlý sortiment MaxxFast samořezných vrutů, ocelových, z ušlechtilé oceli a také Bi-Metalové. Hlavně s ttap drážkou, ale také šestihranné, Pozidriv a čtvercové drážky.

Samovrtný šroub s válcovou vypouklou hlavou s křížovou drážkou

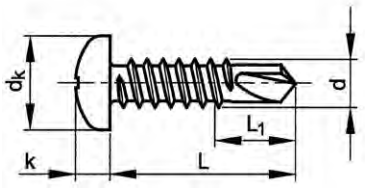

PHILLIPS (H) **DIN** **7504 M-H**
ISO 15481 H

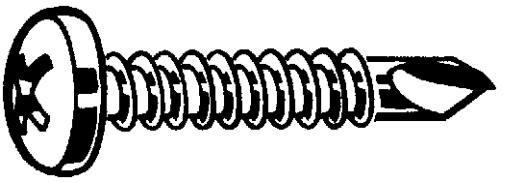

Technické údaje

d	d_k	k	L_1 ≈	P	Čís. křížové drážky
ST2.9	5.6	2.2	4.5	1.1	1
ST3.5	6.9	2.6	5	1.3	2
ST3.9	7.5	2.8	6	1.4	2
ST4.2	8.2	3.05	7	1.4	2
ST4.8	9.5	3.55	8	1.6	2

- Max. tloušťka materiálu KL = L - L_1.

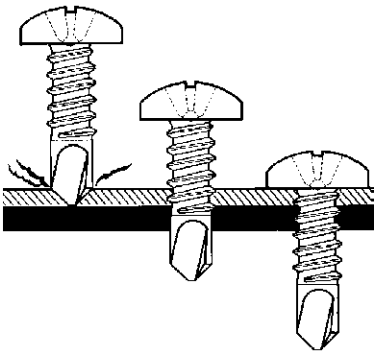

6

Skupiny produktů

Závit	Typ drážky	Materiál	Povrchová úprava		Kód	Strana
ST	Phillips	Oc	Zn		31255	6-122
ST	Phillips	Oc	Zn	Velké Balení	31250	6-123
ST	Phillips	NO A2			31120	6-123
ST	Phillips	Oc	Zn		31825	6-123
ST	Phillips	Oc	Zn	Velké Balení	31820	6-123
ST	Phillips	NO A2			31870	6-124

31255 **SPEDEC Samovrtný šroub s válcovou vypouklou hlavou s křížovou drážkou** **J09A**

Závit Samořezný závit
Materiál Ocel
Povrchová úprava Pozinkované

RoHS

d x L	✉	Kód výrobku	d x L	✉	Kód výrobku	d x L	✉	Kód výrobku
ST3,5X9,5MM	200	31255.035.009	ST3,9X16MM	200	31255.039.016	ST4,2X25MM	200	31255.042.025
ST3,5X13MM	200	31255.035.013	ST3,9X19MM	200	31255.039.019	ST4,2X32MM	200	31255.042.032
ST3,5X16MM	200	31255.035.016						
ST3,5X19MM	200	31255.035.019	ST4,2X13MM	200	31255.042.013	ST4,8X13MM	200	31255.048.013
ST3,5X25MM	200	31255.035.025	ST4,2X16MM	200	31255.042.016	ST4,8X16MM	200	31255.048.016
			ST4,2X19MM	200	31255.042.019	ST4,8X19MM	200	31255.048.019

- UPOZORNĚNÍ: Elektrolytické pokovení těchto produktů může způsobit vodíkovou křehkost.

31250 SPEDEC Samovrtný šroub s válcovou vypouklou hlavou s křížovou drážkou J09A

Závit Samořezný závit
Materiál Ocel
Povrchová úprava Pozinkované

d x L	✉	Kód výrobku	d x L	✉	Kód výrobku	d x L	✉	Kód výrobku
ST2,9X9,5MM	1000	31250.029.009	ST3,9X19MM	1000	31250.039.019			
			ST3,9X25MM	1000	31250.039.025	ST4,8X13MM	1000	31250.048.013
ST3,5X9,5MM	1000	31250.035.009	ST3,9X32MM	1000	31250.039.032	ST4,8X16MM	1000	31250.048.016
ST3,5X13MM	1000	31250.035.013				ST4,8X19MM	1000	31250.048.019
ST3,5X16MM	1000	31250.035.016	ST4,2X13MM	1000	31250.042.013	ST4,8X22MM	1000	31250.048.022
ST3,5X19MM	1000	31250.035.019	ST4,2X16MM	1000	31250.042.016	ST4,8X25MM	1000	31250.048.025
ST3,5X25MM	1000	31250.035.025	ST4,2X19MM	1000	31250.042.019	ST4,8X32MM	1000	31250.048.032
			ST4,2X22MM	1000	31250.042.022	ST4,8X38MM	500	31250.048.038
ST3,9X13MM	1000	31250.039.013	ST4,2X25MM	1000	31250.042.025	ST4,8X50MM	500	31250.048.050
ST3,9X16MM	1000	31250.039.016	ST4,2X32MM	1000	31250.042.032			

- UPOZORNĚNÍ: Elektrolytické pokovení těchto produktů může způsobit vodíkovou křehkost.

31120 SPEDEC Samovrtný šroub s válcovou vypouklou hlavou s křížovou drážkou J09A

Závit Samořezný závit
Materiál Nerezocel A2

d x L	✉	Kód výrobku	d x L	✉	Kód výrobku	d x L	✉	Kód výrobku
ST2,9X13MM	1000	31120.029.013	ST3,9X16MM	1000	31120.039.016	ST4,2X25MM	1000	31120.042.025
			ST3,9X25MM	1000	31120.039.025			
ST3,5X9,5MM	1000	31120.035.009				ST4,8X16MM	1000	31120.048.016
ST3,5X13MM	1000	31120.035.013	ST4,2X13MM	1000	31120.042.013	ST4,8X22MM	1000	31120.048.022
ST3,5X19MM	1000	31120.035.019	ST4,2X16MM	1000	31120.042.016			
			ST4,2X19MM	1000	31120.042.019			

31825 Samovrtný šroub s válcovou vypouklou hlavou s křížovou drážkou Phillips J09B

Závit Samořezný závit
Materiál Ocel
Povrchová úprava Pozinkované

d x L	✉	Kód výrobku	d x L	✉	Kód výrobku	d x L	✉	Kód výrobku
ST3,5X9,5MM	1000	31825.035.009	ST4,2X13MM	1000	31825.042.013	ST4,8X13MM	1000	31825.048.013
ST3,5X13MM	1000	31825.035.013	ST4,2X16MM	1000	31825.042.016	ST4,8X16MM	1000	31825.048.016
ST3,5X16MM	1000	31825.035.016	ST4,2X19MM	1000	31825.042.019	ST4,8X19MM	1000	31825.048.019
ST3,5X19MM	1000	31825.035.019	ST4,2X25MM	1000	31825.042.025	ST4,8X22MM	1000	31825.048.022
						ST4,8X25MM	1000	31825.048.025

- UPOZORNĚNÍ: Elektrolytické pokovení těchto produktů může způsobit vodíkovou křehkost.

31820 Samovrtný šroub s válcovou vypouklou hlavou s křížovou drážkou Phillips J09B

Závit Samořezný závit
Materiál Ocel
Povrchová úprava Pozinkované

d x L	✉	Kód výrobku	d x L	✉	Kód výrobku	d x L	✉	Kód výrobku
ST3,5X9,5MM	2000	31820.035.009	ST3,9X25MM	2000	31820.039.025	ST4,2X38MM	2000	31820.042.038
ST3,5X13MM	2000	31820.035.013						
ST3,5X16MM	2000	31820.035.016	ST4,2X9,5MM	2000	31820.042.009	ST4,8X13MM	2000	31820.048.013
ST3,5X19MM	2000	31820.035.019	ST4,2X13MM	2000	31820.042.013	ST4,8X16MM	2000	31820.048.016
ST3,5X25MM	2000	31820.035.025	ST4,2X16MM	2000	31820.042.016	ST4,8X19MM	2000	31820.048.019
			ST4,2X19MM	2000	31820.042.019	ST4,8X25MM	2000	31820.048.025
ST3,9X16MM	2000	31820.039.016	ST4,2X25MM	2000	31820.042.025	ST4,8X32MM	1000	31820.048.032
ST3,9X19MM	2000	31820.039.019	ST4,2X32MM	2000	31820.042.032	ST4,8X50MM	1000	31820.048.050

- UPOZORNĚNÍ: Elektrolytické pokovení těchto produktů může způsobit vodíkovou křehkost.

31870 Samovrtný šroub s válcovou vypouklou hlavou s křížovou drážkou Phillips J09B

Závit Samořezný závit
Materiál Nerezocel A2

d x L	✉	Kód výrobku	d x L	✉	Kód výrobku	d x L	✉	Kód výrobku
ST3,5X9,5MM	2000	31870.035.009	ST3,9X25MM	2000	31870.039.025	ST4,2X25MM	2000	31870.042.025
ST3,5X13MM	2000	31870.035.013						
ST3,5X19MM	2000	31870.035.019	ST4,2X13MM	2000	31870.042.013	ST4,8X16MM	2000	31870.048.016
			ST4,2X16MM	2000	31870.042.016	ST4,8X22MM	2000	31870.048.022
ST3,9X16MM	2000	31870.039.016	ST4,2X19MM	2000	31870.042.019			

ttap® drážka

ttap® je inovativní nový šestiramenný šroubovací systém, který nabízí zjevné výhody v porovnání s generickým šestiramenným systémem (Torx®). ttap® je šroubovací systém navržený pro vynikající práci při všech montážních aplikacích včetně náročných profesionálních úloh. Perfektní zapadnutí šroubovacího nástavce (doslovně „vlepení") a absence jakéhokoliv viklání (vůle) umožňuje šroubovat jednou rukou a bez použití magnetického držáku bitů. ttap® usnadňuje práci a snižuje náklady.

Usnadnění práce:
- „Stick-fit"; šroubovák perfektně zapadne («přilepí se») do drážky v hlavě vrutu
- Bez viklání; šroubovák se neviklá a nevyskakuje z drážky v hlavě vrutu, prostě neulítne
- Není třeba tlačit na šroubovák až do konce.
- Je možno pracovat jen jednou rukou
- Není zapotřebí magnetický držák bitů, a tudíž se nevyskytují ocelové třísky vedoucí k zaseknutí bitu
- Šroubovák vniká do drážky v hlavě vrutu snadněji

Efektivní náklady:
- Redukované použití nástrojů
- Zvýšená produktivita
- Snížené riziko poškození antikorozních povrchových vrstev
- Vyšší zisk a lepší pracovní morálka

Kompatibilní se šestiramenným systémem šroubovacích nástavců (Torx®)
- ttap® je 100 % šestiramenná drážka v hlavě vrutu
- Bity typu Torx® můžete použít pro vruty ttap® a je tedy strategicky snadné přejít na ttap®

Nenáročná aplikace:
- Není nutno vyvíjet nadměrnou sílu pro zašroubování vrutu.
- Když srovnáte drážku ttap® s drážkami typu „Philips" nebo „Pozidrive», spočívá hlavní výhoda v tom, že nemusíte působit na vrut takovým tlakem, abyste jej zašroubovali, takže ttap® snižuje namáhavost práce.

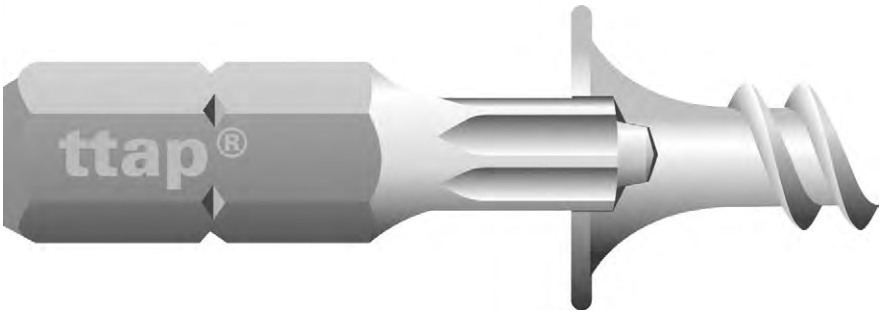

Vypouklá hlava a drážka ttap® MaxxFast ocel+nerezová ocel

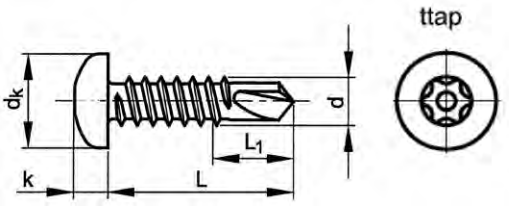

DIN **≈7504 M**
ISO ≈15481



Technické údaje

d	d_k	k	L_1	Čís. ttap
ST2.9	5.30 - 5.60	2.15 - 2.40	4	10
ST3.5	6.64 -7.00	2.35 - 2.60	4	15
ST3.9	7.14 -7.50	2.55 - 2.80	4.5	15
ST4.2	7.64 - 8.00	2.80 - 3.10	4.5	20
ST4.8	9.14 - 9.50	3.40 - 3.70	6.5	25
ST5.5	10.57 - 11.00	3.70 - 4.00	8	25

Skupiny produktů

Závit	Typ drážky	Materiál	Povrchová úprava	Kód	Strana
ST	ttap®	Oc	Zn	30380	6-126
ST	ttap®	NO A2		30385	6-126

6

30380 MAXXFAST samovrtný vrut s půlkulatou hlavou drážka ttap® MF1A

Závit Samořezný závit
Materiál Ocel
Povrchová úprava Pozinkované



d x L	✉	Kód výrobku	d x L	✉	Kód výrobku	d x L	✉	Kód výrobku
ST2,9X9,5MM	200	30380.029.009	ST3,9X25MM	200	30380.039.025	ST4,8X25MM	200	30380.048.025
ST2,9X13MM	200	30380.029.013	ST3,9X32MM	200	30380.039.032	ST4,8X32MM	200	30380.048.032
						ST4,8X38MM	200	30380.048.038
ST3,5X9,5MM	200	30380.035.009	ST4,2X13MM	200	30380.042.013	ST4,8X45MM	200	30380.048.045
ST3,5X13MM	200	30380.035.013	ST4,2X16MM	200	30380.042.016	ST4,8X50MM	200	30380.048.050
ST3,5X16MM	200	30380.035.016	ST4,2X19MM	200	30380.042.019			
ST3,5X19MM	200	30380.035.019	ST4,2X22MM	200	30380.042.022	ST5,5X19MM	200	30380.055.019
ST3,5X22MM	200	30380.035.022	ST4,2X25MM	200	30380.042.025	ST5,5X22MM	200	30380.055.022
ST3,5X25MM	200	30380.035.025	ST4,2X32MM	200	30380.042.032	ST5,5X25MM	200	30380.055.025
						ST5,5X32MM	200	30380.055.032
ST3,9X13MM	200	30380.039.013	ST4,8X13MM	200	30380.048.013	ST5,5X38MM	200	30380.055.038
ST3,9X16MM	200	30380.039.016	ST4,8X16MM	200	30380.048.016	ST5,5X45MM	200	30380.055.045
ST3,9X19MM	200	30380.039.019	ST4,8X19MM	200	30380.048.019	ST5,5X50MM	200	30380.055.050
ST3,9X22MM	200	30380.039.022	ST4,8X22MM	200	30380.048.022			

- Pouze celá balení.

30385 MAXXFAST samovrtný vrut s půlkulatou hlavou drážka ttap® MF1A

Závit Samořezný závit
Materiál Nerezocel A2



d x L	✉	Kód výrobku	d x L	✉	Kód výrobku	d x L	✉	Kód výrobku
ST2,9X9,5MM	200	30385.029.009	ST3,9X25MM	200	30385.039.025	ST4,8X25MM	200	30385.048.025
ST2,9X13MM	200	30385.029.013	ST3,9X32MM	200	30385.039.032	ST4,8X32MM	200	30385.048.032
						ST4,8X38MM	200	30385.048.038
ST3,5X9,5MM	200	30385.035.009	ST4,2X13MM	200	30385.042.013	ST4,8X45MM	200	30385.048.045
ST3,5X13MM	200	30385.035.013	ST4,2X16MM	200	30385.042.016	ST4,8X50MM	200	30385.048.050
ST3,5X16MM	200	30385.035.016	ST4,2X19MM	200	30385.042.019			
ST3,5X19MM	200	30385.035.019	ST4,2X22MM	200	30385.042.022	ST5,5X19MM	200	30385.055.019
ST3,5X22MM	200	30385.035.022	ST4,2X25MM	200	30385.042.025	ST5,5X22MM	200	30385.055.022
ST3,5X25MM	200	30385.035.025	ST4,2X32MM	200	30385.042.032	ST5,5X25MM	200	30385.055.025
						ST5,5X32MM	200	30385.055.032
ST3,9X13MM	200	30385.039.013	ST4,8X13MM	200	30385.048.013	ST5,5X38MM	200	30385.055.038
ST3,9X16MM	200	30385.039.016	ST4,8X16MM	200	30385.048.016	ST5,5X45MM	200	30385.055.045
ST3,9X19MM	200	30385.039.019	ST4,8X19MM	200	30385.048.019	ST5,5X50MM	200	30385.055.050
ST3,9X22MM	200	30385.039.022	ST4,8X22MM	200	30385.048.022			

30385 **MAXXFAST samovrtný vrut s půlkulatou hlavou drážka ttap®** ←

- Pouze celá balení.

Vypouklá hlava a drážka ttap® MaxxFast A2

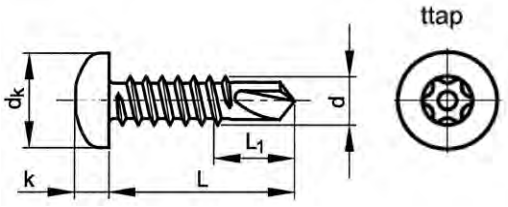

DIN **≈7504 M**
ISO ≈15481



Technické údaje

d	d_k	k	L_1	Čís. ttap
ST3.5	6.90 - 7.30	2.35	4	15
ST3.9	7.14 - 7.50	2.30	4.5	15
ST4.2	8.00 - 8.40	2.60	4.5	20
ST4.8	8.90 - 9.30	2.80	6.5	25
ST5.5	9.90 - 10.30	4.25	8	25

30390 **MAXXFAST samovrtný vrut s půlkulatou hlavou drážka ttap®** **MF1A**

Závit Samořezný závit
Materiál Bi-Metal



d x L	✉	Kód výrobku	d x L	✉	Kód výrobku	d x L	✉	Kód výrobku
ST3,5X16MM	200	30390.035.016	ST4,2X16MM	200	30390.042.016	ST4,8X38MM	200	30390.048.038
ST3,5X19MM	200	30390.035.019	ST4,2X19MM	200	30390.042.019	ST4,8X45MM	200	30390.048.045
ST3,5X22MM	200	30390.035.022	ST4,2X22MM	200	30390.042.022	ST4,8X50MM	200	30390.048.050
ST3,5X25MM	200	30390.035.025	ST4,2X25MM	200	30390.042.025			
			ST4,2X32MM	200	30390.042.032	ST5,5X19MM	200	30390.055.019
ST3,9X16MM	200	30390.039.016				ST5,5X22MM	200	30390.055.022
ST3,9X19MM	200	30390.039.019	ST4,8X16MM	200	30390.048.016	ST5,5X25MM	200	30390.055.025
ST3,9X22MM	200	30390.039.022	ST4,8X19MM	200	30390.048.019	ST5,5X32MM	200	30390.055.032
ST3,9X25MM	200	30390.039.025	ST4,8X22MM	200	30390.048.022	ST5,5X38MM	200	30390.055.038
ST3,9X32MM	200	30390.039.032	ST4,8X25MM	200	30390.048.025	ST5,5X45MM	200	30390.055.045
			ST4,8X32MM	200	30390.048.032	ST5,5X50MM	200	30390.055.050

- Pouze celá balení.

Samovrtný s vypouklou hlavou a čtvercovou drážkou MaxxFast

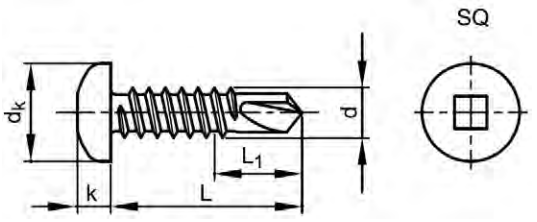

DIN **≈7504 M**
ISO ≈15481

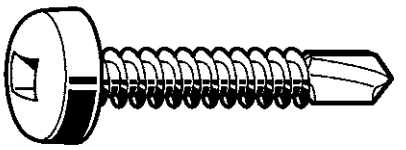

Technické údaje

d	d_k	k	L_1	Čís. čtyřhranu
ST3.5	6.64 - 7.00	2.35 - 2.60	4	1
ST3.9	7.14 - 7.50	2.55 - 2.80	4.5	2
ST4.2	7.64 - 8.00	2.80 - 3.10	5	2
ST4.8	9.14 - 9.50	3.40 - 3.70	6.5	2

30400 **MAXXFAST samovrtný vrut půlkulatá hlava s čtvercovou drážkou** **MF1A**

Závit Samořezný závit
Materiál Ocel
Povrchová úprava Pozinkované

6

d x L	✉	Kód výrobku	d x L	✉	Kód výrobku	d x L	✉	Kód výrobku
ST3.5X9,5MM	200	30400.035.009	ST3.9X25MM	200	30400.039.025			
ST3.5X13MM	200	30400.035.013	ST3.9X32MM	200	30400.039.032	ST4.8X13MM	200	30400.048.013
ST3.5X16MM	200	30400.035.016				ST4.8X16MM	200	30400.048.016
ST3.5X19MM	200	30400.035.019	ST4.2X13MM	200	30400.042.013	ST4.8X19MM	200	30400.048.019
ST3.5X22MM	200	30400.035.022	ST4.2X16MM	200	30400.042.016	ST4.8X22MM	200	30400.048.022
ST3.5X25MM	200	30400.035.025	ST4.2X19MM	200	30400.042.019	ST4.8X25MM	200	30400.048.025
			ST4.2X22MM	200	30400.042.022	ST4.8X32MM	200	30400.048.032
ST3.9X13MM	200	30400.039.013	ST4.2X25MM	200	30400.042.025	ST4.8X35MM	200	30400.048.035
ST3.9X16MM	200	30400.039.016	ST4.2X30MM	200	30400.042.030	ST4.8X38MM	200	30400.048.038
ST3.9X19MM	200	30400.039.019	ST4.2X32MM	200	30400.042.032	ST4.8X45MM	200	30400.048.045
ST3.9X22MM	200	30400.039.022	ST4.2X40MM	200	30400.042.040	ST4.8X50MM	200	30400.048.050

- Pouze celá balení.

Samovrtný šroub s válcovou vypouklou hlavou s SR drážkou

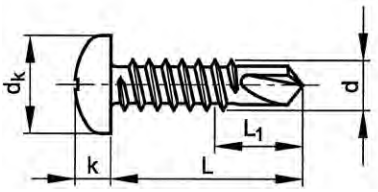

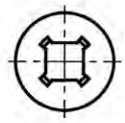

DIN **≈7504 M**
ISO ≈15481

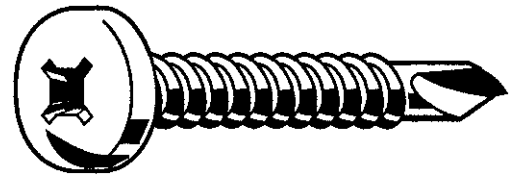

Technické údaje

d	d_k	k	L_1 ≈	P	Čís. SR
ST3.5	7	2.6	5	1.3	1
ST3.9	7.5	2.95	6	1.4	2
ST4.2	8	3.25	7	1.4	2
ST4.8	9.5	3.7	8	1.6	2

- SR-drážka je kombinací křížové / čtyřhranné drážky. Montáž pomocí šroubovacích nástavců SR, viz skupinový kód 31535 a 31640.
- Max. úchytná délka KL = L – L1.
- Upozornění: elektrické pozinkování těchto produktů může způsobit vodíkovou křehkost.

6

31480 **SPEDEC SN Samovrtný šroub s válcovou vypouklou hlavou s SR drážkou** **J08A**

Závit Samořezný závit
Materiál Ocel
Povrchová úprava Pozinkované

RoHS

d x L	✉	Kód výrobku	d x L	✉	Kód výrobku	d x L	✉	Kód výrobku
ST3,5X13MM	1000	31480.035.013	ST3,9X25MM	1000	31480.039.025			
ST3,5X16MM	1000	31480.035.016				ST4,8X13MM	1000	31480.048.013
ST3,5X19MM	1000	31480.035.019	ST4,2X13MM	1000	31480.042.013	ST4,8X16MM	1000	31480.048.016
ST3,5X25MM	1000	31480.035.025	ST4,2X16MM	1000	31480.042.016	ST4,8X19MM	1000	31480.048.019
			ST4,2X19MM	1000	31480.042.019	ST4,8X25MM	1000	31480.048.025
ST3,9X13MM	1000	31480.039.013	ST4,2X25MM	1000	31480.042.025	ST4,8X32MM	1000	31480.048.032
ST3,9X16MM	1000	31480.039.016	ST4,2X32MM	1000	31480.042.032	ST4,8X38MM	1000	31480.048.038
ST3,9X19MM	1000	31480.039.019						

Samovrtný šroub s válcovou vypouklou hlavou s vnitřním čtyřhranem

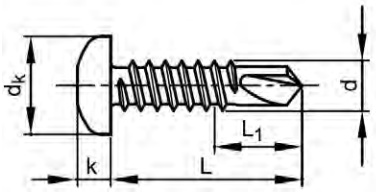

SQ

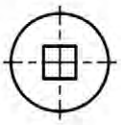

DIN ≈7504 M
ISO ≈15481

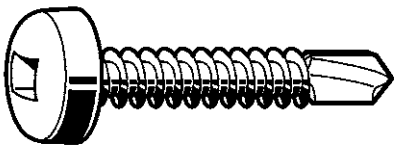

Technické údaje

d	d_k	k	L_1 ≈	P	Čís. čtyřhranu
ST3.5	6.7	2.6	2	1.3	1
ST4.2	7.9	3.25	3	1.4	2
ST4.8	9.3	3.7	4	1.6	2

26820 **Samovrtný šroub s válcovou vypouklou hlavou s vnitřním čtyřhranem** **J61A**

Závit Samořezný závit
Materiál Ocel
Povrchová úprava Pozinkované

RoHS

6

d x L	✉	Kód výrobku	d x L	✉	Kód výrobku	d x L	✉	Kód výrobku
3,5X9,5MM	200	26820.035.009	4,2X16MM	200	26820.042.016	4,2X32MM	200	26820.042.032
3,5X13MM	200	26820.035.013	4,2X19MM	200	26820.042.019			
			4,2X25MM	200	26820.042.025	4,8X16MM	200	26820.048.016
4,2X13MM	200	26820.042.013						

S křížovou drážkou a zápustnou hlavou MaxxFast

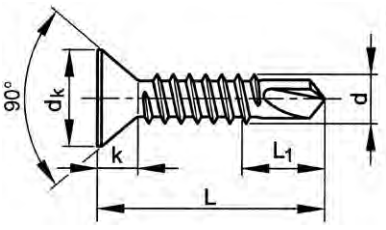

PHILLIPS (H)

DIN ≈7504 O-H
ISO ≈15482 H

Technické údaje

d	d_k	k	L_1	Čís. křížové drážky
ST3.5	6.90 -7.30	2.35	4	2
ST3.9	8.00 - 8.40	2.60	4.5	2
ST4.2	8.00 - 8.40	2.60	4.5	2
ST4.8	8.90 - 9.30	2.80	6.5	2
ST5.5	9.90 -10.30	3.00	8	3

Skupiny produktů

Závit	Typ drážky	Materiál	Povrchová úprava	Kód	Strana
ST	Phillips	Oc	Zn	30300	6-130
ST	Phillips	NO A2		30305	6-131
ST	Phillips	Bi-Metal		30310	6-131

30300 **MAXXFAST samovrtný vrut se zápustnou hlavou drážka Phillips** **MF1A**

Závit Samořezný závit
Materiál Ocel
Povrchová úprava Pozinkované

MAXXFAST PROFESSIONAL HARDWARE

RoHS

d x L	✉	Kód výrobku	d x L	✉	Kód výrobku	d x L	✉	Kód výrobku
ST3,5X13MM	200	30300.035.013	ST3,5X25MM	200	30300.035.025	ST3,9X19MM	200	30300.039.019
ST3,5X16MM	200	30300.035.016				ST3,9X22MM	200	30300.039.022
ST3,5X19MM	200	30300.035.019	ST3,9X13MM	200	30300.039.013	ST3,9X25MM	200	30300.039.025
ST3,5X22MM	200	30300.035.022	ST3,9X16MM	200	30300.039.016	ST3,9X32MM	200	30300.039.032

30300 MAXXFAST samovrtný vrut se zápustnou hlavou drážka Phillips

d x L	✉	Kód výrobku	d x L	✉	Kód výrobku	d x L	✉	Kód výrobku
			ST4,8X16MM	200	30300.048.016	ST4,8X50MM	200	30300.048.050
ST4,2X16MM	200	30300.042.016	ST4,8X19MM	200	30300.048.019			
ST4,2X19MM	200	30300.042.019	ST4,8X22MM	200	30300.048.022	ST5,5X22MM	200	30300.055.022
ST4,2X22MM	200	30300.042.022	ST4,8X25MM	200	30300.048.025	ST5,5X25MM	200	30300.055.025
ST4,2X25MM	200	30300.042.025	ST4,8X32MM	200	30300.048.032	ST5,5X32MM	200	30300.055.032
ST4,2X32MM	200	30300.042.032	ST4,8X38MM	200	30300.048.038			
			ST4,8X45MM	200	30300.048.045			

- Pouze celá balení.

30305 MAXXFAST samovrtný vrut se zápustnou hlavou drážka Phillips MF1A

Závit Samořezný závit
Materiál Nerezocel A2

d x L	✉	Kód výrobku	d x L	✉	Kód výrobku	d x L	✉	Kód výrobku
ST3,5X13MM	200	30305.035.013	ST3,9X32MM	200	30305.039.032	ST4,8X22MM	200	30305.048.022
ST3,5X16MM	200	30305.035.016				ST4,8X25MM	200	30305.048.025
ST3,5X19MM	200	30305.035.019	ST4,2X16MM	200	30305.042.016	ST4,8X32MM	200	30305.048.032
ST3,5X22MM	200	30305.035.022	ST4,2X19MM	200	30305.042.019	ST4,8X38MM	200	30305.048.038
ST3,5X25MM	200	30305.035.025	ST4,2X22MM	200	30305.042.022	ST4,8X45MM	200	30305.048.045
			ST4,2X25MM	200	30305.042.025	ST4,8X50MM	200	30305.048.050
ST3,9X13MM	200	30305.039.013	ST4,2X32MM	200	30305.042.032			
ST3,9X16MM	200	30305.039.016				ST5,5X22MM	200	30305.055.022
ST3,9X19MM	200	30305.039.019	ST4,8X16MM	200	30305.048.016	ST5,5X25MM	200	30305.055.025
ST3,9X22MM	200	30305.039.022	ST4,8X19MM	200	30305.048.019	ST5,5X32MM	200	30305.055.032
ST3,9X25MM	200	30305.039.025						

- Pouze celá balení.

30310 MAXXFAST samovrtný vrut se zápustnou hlavou drážka Phillips MF1A

Závit Samořezný závit
Materiál Bi-Metal

d x L	✉	Kód výrobku	d x L	✉	Kód výrobku	d x L	✉	Kód výrobku
ST3,5X16MM	200	30310.035.016	ST4,2X16MM	200	30310.042.016	ST4,8X25MM	200	30310.048.025
ST3,5X19MM	200	30310.035.019	ST4,2X19MM	200	30310.042.019	ST4,8X32MM	200	30310.048.032
ST3,5X22MM	200	30310.035.022	ST4,2X22MM	200	30310.042.022	ST4,8X38MM	200	30310.048.038
ST3,5X25MM	200	30310.035.025	ST4,2X25MM	200	30310.042.025	ST4,8X45MM	200	30310.048.045
			ST4,2X32MM	200	30310.042.032	ST4,8X50MM	200	30310.048.050
ST3,9X19MM	200	30310.039.019						
ST3,9X22MM	200	30310.039.022	ST4,8X16MM	200	30310.048.016	ST5,5X22MM	200	30310.055.022
ST3,9X25MM	200	30310.039.025	ST4,8X19MM	200	30310.048.019	ST5,5X25MM	200	30310.055.025
ST3,9X32MM	200	30310.039.032	ST4,8X22MM	200	30310.048.022	ST5,5X32MM	200	30310.055.032

- Pouze celá balení.

Samovrtný šroub se zápustnou hlavou s křížovou drážkou

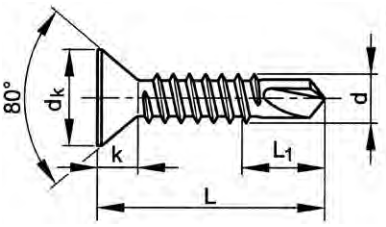

PHILLIPS (H)

DIN 7504 O-H
ISO 15482 H

Technické údaje

d	d_k	L_1 ≈	P	Čís. křížové drážky
ST3.5	6.8	5	1.3	2
ST3.9	7.5	6	1.4	2
ST4.2	8.1	7	1.4	2
ST4.8	9.5	8	1.6	2
ST5.5	10.8	10	1.8	3
ST6.3	12.4	11	1.8	3

- Max. tloušťka materiálu KL = L - L_1.

Skupiny produktů

Závit	Typ drážky	Materiál	Povrchová úprava		Kód	Strana
ST	Phillips	Oc	Zn		31256	6-132
ST	Phillips	Oc	Zn	Velké Balení	31260	6-132
ST	Phillips	Oc	Zn		31830	6-133
ST	Phillips	NO A2			31140	6-133
ST	Phillips	NO A2			31880	6-133

6

31256 SPEDEC Samovrtný šroub se zápustnou hlavou s křížovou drážkou Phillips — J09A

Závit Samořezný závit
Materiál Ocel
Povrchová úprava Pozinkované

d x L	✉	Kód výrobku	d x L	✉	Kód výrobku	d x L	✉	Kód výrobku
ST3,5X13MM	200	31256.035.013	ST4,2X32MM	200	31256.042.032	ST4,8X32MM	200	31256.048.032
ST4,2X19MM	200	31256.042.019				ST4,8X38MM	200	31256.048.038

- UPOZORNĚNÍ: Elektrolytické pokovení těchto produktů může způsobit vodíkovou křehkost.

31260 SPEDEC Samovrtný šroub se zápustnou hlavou s křížovou drážkou Phillips — J09A

Závit Samořezný závit
Materiál Ocel
Povrchová úprava Pozinkované

d x L	✉	Kód výrobku	d x L	✉	Kód výrobku	d x L	✉	Kód výrobku
ST3,5X13MM	1000	31260.035.013	ST3,9X32MM	1000	31260.039.032	ST4,8X38MM	500	31260.048.038
ST3,5X16MM	1000	31260.035.016				ST4,8X45MM	500	31260.048.045
ST3,5X19MM	1000	31260.035.019	ST4,2X16MM	1000	31260.042.016	ST4,8X50MM	500	31260.048.050
ST3,5X25MM	1000	31260.035.025	ST4,2X19MM	1000	31260.042.019			
			ST4,2X22MM	1000	31260.042.022	ST5,5X32MM	500	31260.055.032
ST3,9X13MM	1000	31260.039.013	ST4,2X25MM	1000	31260.042.025			
ST3,9X16MM	1000	31260.039.016	ST4,2X32MM	1000	31260.042.032	ST6,3X45MM	500	31260.063.045
ST3,9X19MM	1000	31260.039.019				ST6,3X50MM	500	31260.063.050
ST3,9X22MM	1000	31260.039.022	ST4,8X25MM	1000	31260.048.025	ST6,3X55MM	500	31260.063.055
ST3,9X25MM	1000	31260.039.025	ST4,8X32MM	1000	31260.048.032			

- UPOZORNĚNÍ: Elektrolytické pokovení těchto produktů může způsobit vodíkovou křehkost.

31830 Samovrtný šroub se zápustnou hlavou s křížovou drážkou Phillips J09B

Závit Samořezný závit
Materiál Ocel
Povrchová úprava Pozinkované

d x L	✉	Kód výrobku	d x L	✉	Kód výrobku	d x L	✉	Kód výrobku
ST3,5X13MM	2000	31830.035.013	ST3,9X32MM	2000	31830.039.032	ST4,8X25MM	2000	31830.048.025
ST3,5X16MM	2000	31830.035.016				ST4,8X32MM	2000	31830.048.032
ST3,5X19MM	2000	31830.035.019	ST4,2X13MM	2000	31830.042.013	ST4,8X38MM	2000	31830.048.038
ST3,5X25MM	2000	31830.035.025	ST4,2X16MM	2000	31830.042.016	ST4,8X45MM	2000	31830.048.045
			ST4,2X19MM	2000	31830.042.019	ST4,8X50MM	2000	31830.048.050
ST3,9X13MM	2000	31830.039.013	ST4,2X25MM	2000	31830.042.025			
ST3,9X16MM	2000	31830.039.016	ST4,2X32MM	2000	31830.042.032	ST5,5X38MM	250	31830.055.038
ST3,9X19MM	2000	31830.039.019	ST4,2X38MM	2000	31830.042.038			
ST3,9X25MM	2000	31830.039.025						

- UPOZORNĚNÍ: Elektrolytické pokovení těchto produktů může způsobit vodíkovou křehkost.

31140 SPEDEC Samovrtný šroub se zápustnou hlavou s křížovou drážkou Phillips J09A

Závit Samořezný závit
Materiál Nerezocel A2

d x L	✉	Kód výrobku	d x L	✉	Kód výrobku	d x L	✉	Kód výrobku
ST3,5X16MM	1000	31140.035.016	ST4,2X25MM	1000	31140.042.025	ST4,8X25MM	1000	31140.048.025
ST3,9X19MM	1000	31140.039.019						

31880 Samovrtný šroub se zápustnou hlavou s křížovou drážkou Phillips J09B

Závit Samořezný závit
Materiál Nerezocel A2

d x L	✉	Kód výrobku	d x L	✉	Kód výrobku	d x L	✉	Kód výrobku
ST3,5X16MM	1000	31880.035.016	ST3,9X19MM	1000	31880.039.019	ST4,2X25MM	1000	31880.042.025

Se zápustnou hlavou drážka ttap® MaxxFast

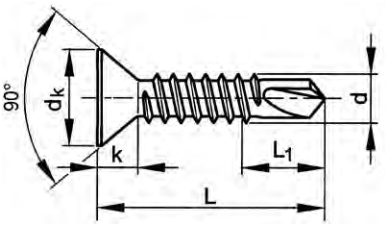

DIN **≈7504 O**
ISO ≈15482

Technické údaje

d	d_k	k	L_1	Čís. ttap
ST3.5	6.90 -7.30	2.35	4	15
ST3.9	7.14 -7.50	2.60	4.5	20
ST4.2	8.00 - 8.40	2.60	4.5	20
ST4.8	8.90 - 9.30	2.80	6.5	25
ST5.5	9.90 - 10.30	3.00	8	25

Skupiny produktů

Závit	Typ drážky	Materiál	Povrchová úprava	Kód	Strana
ST	ttap®	Oc	Zn	30350	6-134
ST	ttap®	NO A2		30355	6-134
ST	ttap®	Bi-Metal		30360	6-135

6

30350 MAXXFAST samovrtný vrut se zápustnou hlavou drážka ttap® MF1A

Závit Samořezný závit
Materiál Ocel
Povrchová úprava Pozinkované

MAXXFAST PROFESSIONAL HARDWARE

RoHS

d x L	✉	Kód výrobku	d x L	✉	Kód výrobku	d x L	✉	Kód výrobku
ST3,5X13MM	200	30350.035.013	ST3,9X32MM	200	30350.039.032	ST4,8X22MM	200	30350.048.022
ST3,5X16MM	200	30350.035.016				ST4,8X25MM	200	30350.048.025
ST3,5X19MM	200	30350.035.019	ST4,2X16MM	200	30350.042.016	ST4,8X32MM	200	30350.048.032
ST3,5X22MM	200	30350.035.022	ST4,2X19MM	200	30350.042.019	ST4,8X38MM	200	30350.048.038
ST3,5X25MM	200	30350.035.025	ST4,2X22MM	200	30350.042.022	ST4,8X45MM	200	30350.048.045
			ST4,2X25MM	200	30350.042.025	ST4,8X50MM	200	30350.048.050
ST3,9X13MM	200	30350.039.013	ST4,2X32MM	200	30350.042.032			
ST3,9X16MM	200	30350.039.016				ST5,5X22MM	200	30350.055.022
ST3,9X19MM	200	30350.039.019	ST4,8X16MM	200	30350.048.016	ST5,5X25MM	200	30350.055.025
ST3,9X22MM	200	30350.039.022	ST4,8X19MM	200	30350.048.019	ST5,5X32MM	200	30350.055.032
ST3,9X25MM	200	30350.039.025						

- Pouze celá balení.

30355 MAXXFAST samovrtný vrut se zápustnou hlavou drážka ttap® MF1A

Závit Samořezný závit
Materiál Nerezocel A2

MAXXFAST PROFESSIONAL HARDWARE

RoHS

d x L	✉	Kód výrobku	d x L	✉	Kód výrobku	d x L	✉	Kód výrobku
ST3,5X13MM	200	30355.035.013	ST3,9X32MM	200	30355.039.032	ST4,8X25MM	200	30355.048.025
ST3,5X16MM	200	30355.035.016				ST4,8X32MM	200	30355.048.032
ST3,5X19MM	200	30355.035.019	ST4,2X16MM	200	30355.042.016	ST4,8X38MM	200	30355.048.038
ST3,5X22MM	200	30355.035.022	ST4,2X19MM	200	30355.042.019	ST4,8X45MM	200	30355.048.045
ST3,5X25MM	200	30355.035.025	ST4,2X22MM	200	30355.042.022	ST4,8X50MM	200	30355.048.050
			ST4,2X25MM	200	30355.042.025			
ST3,9X13MM	200	30355.039.013	ST4,2X32MM	200	30355.042.032	ST5,5X22MM	200	30355.055.022
ST3,9X16MM	200	30355.039.016				ST5,5X25MM	200	30355.055.025
ST3,9X19MM	200	30355.039.019	ST4,8X16MM	200	30355.048.016	ST5,5X32MM	200	30355.055.032
ST3,9X22MM	200	30355.039.022	ST4,8X19MM	200	30355.048.019			
ST3,9X25MM	200	30355.039.025	ST4,8X22MM	200	30355.048.022			

- Pouze celá balení.

30360 **MAXXFAST samovrtný vrut se zápustnou hlavou drážka ttap®** **MF1A**

Závit Samořezný závit
Materiál Bi-Metal

d x L	✉	Kód výrobku	d x L	✉	Kód výrobku	d x L	✉	Kód výrobku
ST3,5X16MM	200	30360.035.016	ST4,2X16MM	200	30360.042.016	ST4,8X25MM	200	30360.048.025
ST3,5X19MM	200	30360.035.019	ST4,2X19MM	200	30360.042.019	ST4,8X32MM	200	30360.048.032
ST3,5X22MM	200	30360.035.022	ST4,2X22MM	200	30360.042.022	ST4,8X38MM	200	30360.048.038
ST3,5X25MM	200	30360.035.025	ST4,2X25MM	200	30360.042.025	ST4,8X45MM	200	30360.048.045
			ST4,2X32MM	200	30360.042.032	ST4,8X50MM	200	30360.048.050
ST3,9X19MM	200	30360.039.019						
ST3,9X22MM	200	30360.039.022	ST4,8X16MM	200	30360.048.016	ST5,5X22MM	200	30360.055.022
ST3,9X25MM	200	30360.039.025	ST4,8X19MM	200	30360.048.019	ST5,5X25MM	200	30360.055.025
ST3,9X32MM	200	30360.039.032	ST4,8X22MM	200	30360.048.022	ST5,5X32MM	200	30360.055.032

- Pouze celá balení.

Šestihranná hlava MaxxFast

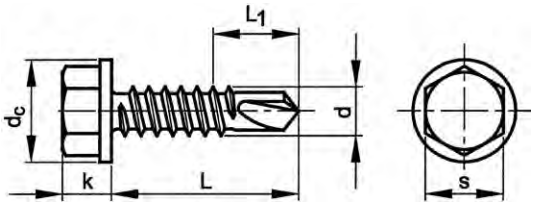

DIN **≈7504 K**
ISO ≈15480

6

Technické údaje

d	d_c (max.)	k (max.) - 30410	k (max.) - 30415	k (max.) - 30420	L_1	s
ST3.9	8.30	3.45	3.45	3.45	4.5	5.5
ST4.2	8.80	4.10	4.10	4.25	4.5	7.0
ST4.8	10.50	4.30	4.30	4.45	5.5	8.0
ST5.5	11	5.40	5.40	5.45	6.5	8.0
ST6.3	13.50	5.90	5.90	6.45	7.5	10.0

Skupiny produktů

Závit	Typ drážky	Materiál	Povrchová úprava	Kód	Strana
ST	S vnějším šestihranem	Oc	Zn	30410	6-135
ST	S vnějším šestihranem	NO A2		30415	6-136
ST	S vnějším šestihranem	Bi-Metal		30420	6-136

30410 **MAXXFAST samovrtný vrut šestihranná drážka** **MF1A**

Závit Samořezný závit
Materiál Ocel
Povrchová úprava Pozinkované

d x L	✉	Kód výrobku	d x L	✉	Kód výrobku	d x L	✉	Kód výrobku
ST3,9X19MM	200	30410.039.019	ST4,8X22MM	200	30410.048.022			
ST3,9X25MM	200	30410.039.025	ST4,8X25MM	200	30410.048.025	ST6,3X19MM	200	30410.063.019
ST3,9X32MM	200	30410.039.032	ST4,8X32MM	200	30410.048.032	ST6,3X22MM	200	30410.063.022
			ST4,8X38MM	200	30410.048.038	ST6,3X25MM	200	30410.063.025
ST4,2X13MM	200	30410.042.013	ST4,8X45MM	200	30410.048.045	ST6,3X32MM	200	30410.063.032
ST4,2X16MM	200	30410.042.016	ST4,8X50MM	200	30410.048.050	ST6,3X38MM	200	30410.063.038
ST4,2X19MM	200	30410.042.019				ST6,3X45MM	200	30410.063.045
ST4,2X22MM	200	30410.042.022	ST5,5X19MM	200	30410.055.019	ST6,3X50MM	200	30410.063.050
ST4,2X25MM	200	30410.042.025	ST5,5X22MM	200	30410.055.022	ST6,3X60MM	200	30410.063.060
ST4,2X32MM	200	30410.042.032	ST5,5X25MM	200	30410.055.025	ST6,3X70MM	200	30410.063.070
			ST5,5X32MM	200	30410.055.032	ST6,3X80MM	100	30410.063.080
ST4,8X13MM	200	30410.048.013	ST5,5X38MM	200	30410.055.038	ST6,3X85MM	100	30410.063.085
ST4,8X16MM	200	30410.048.016	ST5,5X45MM	200	30410.055.045			
ST4,8X19MM	200	30410.048.019	ST5,5X50MM	200	30410.055.050			

- Pouze celá balení.

30415 MAXXFAST samovrtný vrut šestihranná drážka MF1A

Závit Samořezný závit
Materiál Nerezocel A2

d x L	✉	Kód výrobku	d x L	✉	Kód výrobku	d x L	✉	Kód výrobku
ST3,9X19MM	200	30415.039.019	ST4,8X22MM	200	30415.048.022			
ST3,9X25MM	200	30415.039.025	ST4,8X25MM	200	30415.048.025	ST6,3X19MM	200	30415.063.019
ST3,9X32MM	200	30415.039.032	ST4,8X32MM	200	30415.048.032	ST6,3X22MM	200	30415.063.022
			ST4,8X38MM	200	30415.048.038	ST6,3X25MM	200	30415.063.025
ST4,2X13MM	200	30415.042.013	ST4,8X45MM	200	30415.048.045	ST6,3X32MM	200	30415.063.032
ST4,2X16MM	200	30415.042.016	ST4,8X50MM	200	30415.048.050	ST6,3X38MM	200	30415.063.038
ST4,2X19MM	200	30415.042.019				ST6,3X45MM	200	30415.063.045
ST4,2X22MM	200	30415.042.022	ST5,5X19MM	200	30415.055.019	ST6,3X50MM	200	30415.063.050
ST4,2X25MM	200	30415.042.025	ST5,5X22MM	200	30415.055.022	ST6,3X60MM	200	30415.063.060
ST4,2X32MM	200	30415.042.032	ST5,5X25MM	200	30415.055.025	ST6,3X70MM	200	30415.063.070
			ST5,5X32MM	200	30415.055.032	ST6,3X80MM	100	30415.063.080
ST4,8X13MM	200	30415.048.013	ST5,5X38MM	200	30415.055.038	ST6,3X85MM	100	30415.063.085
ST4,8X16MM	200	30415.048.016	ST5,5X45MM	200	30415.055.045			
ST4,8X19MM	200	30415.048.019	ST5,5X50MM	200	30415.055.050			

- Pouze celá balení.

30420 MAXXFAST samovrtný vrut šestihranná drážka MF1A

Závit Samořezný závit
Materiál Bi-Metal

d x L	✉	Kód výrobku	d x L	✉	Kód výrobku	d x L	✉	Kód výrobku
ST3,9X19MM	200	30420.039.019	ST4,8X25MM	200	30420.048.025			
ST3,9X25MM	200	30420.039.025	ST4,8X32MM	200	30420.048.032	ST6,3X19MM	200	30420.063.019
ST3,9X32MM	200	30420.039.032	ST4,8X38MM	200	30420.048.038	ST6,3X22MM	200	30420.063.022
			ST4,8X45MM	200	30420.048.045	ST6,3X25MM	200	30420.063.025
ST4,2X16MM	200	30420.042.016	ST4,8X50MM	200	30420.048.050	ST6,3X32MM	200	30420.063.032
ST4,2X19MM	200	30420.042.019				ST6,3X38MM	200	30420.063.038
ST4,2X22MM	200	30420.042.022	ST5,5X19MM	200	30420.055.019	ST6,3X45MM	200	30420.063.045
ST4,2X25MM	200	30420.042.025	ST5,5X22MM	200	30420.055.022	ST6,3X50MM	200	30420.063.050
ST4,2X32MM	200	30420.042.032	ST5,5X25MM	200	30420.055.025	ST6,3X60MM	200	30420.063.060
			ST5,5X32MM	200	30420.055.032	ST6,3X70MM	200	30420.063.070
ST4,8X16MM	200	30420.048.016	ST5,5X38MM	200	30420.055.038	ST6,3X80MM	100	30420.063.080
ST4,8X19MM	200	30420.048.019	ST5,5X45MM	200	30420.055.045	ST6,3X85MM	100	30420.063.085
ST4,8X22MM	200	30420.048.022	ST5,5X50MM	200	30420.055.050			

- Pouze celá balení.

Samovrtný šroub s šestihrannou hlavou s nákružkem

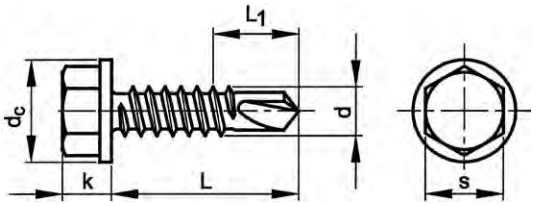

DIN **7504 K**
ISO 15480

Technické údaje

d	d_c	k (max.)	L_1 ≈	P	s
ST3.5	8.3	3.4	6.8	1.3	5.5
ST4.2	8.8	4.25	7	1.4	7
ST4.8	10.5	4.45	8	1.6	8
ST5.5	11	5.45	10	1.8	8
ST6.3	13.2	6.45	11	1.8	10

- Max. tloušťka materiálu KL = L - L_1.

Skupiny produktů

Závit	Typ drážky	Materiál	Povrchová úprava		Kód	Strana
ST	S vnějším šestihranem	Oc	Zn		31235	6-137
ST	S vnějším šestihranem	Oc	Zn	Velké Balení	31230	6-137
ST	S vnějším šestihranem	Oc	Zn		31815	6-138
ST	S vnějším šestihranem	Oc	Zn	Velké Balení	31810	6-138
ST	S vnějším šestihranem	NO A2			31100	6-138
ST	S vnějším šestihranem	NO A2			31860	6-138

6

31235 SPEDEC Samovrtný šroub s šestihrannou hlavou s nákružkem — J09A

Závit Samořezný závit
Materiál Ocel
Povrchová úprava Pozinkované

RoHS

d x L	✉	Kód výrobku	d x L	✉	Kód výrobku	d x L	✉	Kód výrobku
ST4,2X13MM	200	31235.042.013	ST4,8X25MM	200	31235.048.025	ST5,5X32MM	100	31235.055.032
ST4,2X16MM	200	31235.042.016	ST4,8X32MM	200	31235.048.032			
ST4,2X19MM	200	31235.042.019	ST4,8X38MM	100	31235.048.038	ST6,3X19MM	200	31235.063.019
ST4,2X25MM	200	31235.042.025	ST4,8X45MM	100	31235.048.045	ST6,3X22MM	200	31235.063.022
ST4,2X32MM	200	31235.042.032	ST4,8X50MM	100	31235.048.050	ST6,3X25MM	200	31235.063.025
						ST6,3X32MM	100	31235.063.032
ST4,8X13MM	200	31235.048.013	ST5,5X19MM	200	31235.055.019	ST6,3X38MM	100	31235.063.038
ST4,8X16MM	200	31235.048.016	ST5,5X22MM	200	31235.055.022	ST6,3X45MM	100	31235.063.045
ST4,8X19MM	200	31235.048.019	ST5,5X25MM	200	31235.055.025	ST6,3X50MM	100	31235.063.050
ST4,8X22MM	200	31235.048.022						

- UPOZORNĚNÍ: Elektrolytické pokovení těchto produktů může způsobit vodíkovou křehkost.

31230 SPEDEC Samovrtný šroub s šestihrannou hlavou s nákružkem — J09A

Závit Samořezný závit
Materiál Ocel
Povrchová úprava Pozinkované

RoHS

d x L	✉	Kód výrobku	d x L	✉	Kód výrobku	d x L	✉	Kód výrobku
ST4,2X13MM	1000	31230.042.013	ST4,8X25MM	1000	31230.048.025	ST5,5X38MM	500	31230.055.038
ST4,2X16MM	1000	31230.042.016	ST4,8X32MM	1000	31230.048.032			
ST4,2X19MM	1000	31230.042.019	ST4,8X38MM	500	31230.048.038	ST6,3X19MM	500	31230.063.019
ST4,2X25MM	1000	31230.042.025	ST4,8X45MM	500	31230.048.045	ST6,3X22MM	500	31230.063.022
ST4,2X32MM	1000	31230.042.032	ST4,8X50MM	500	31230.048.050	ST6,3X25MM	500	31230.063.025
						ST6,3X32MM	500	31230.063.032
ST4,8X13MM	1000	31230.048.013	ST5,5X19MM	1000	31230.055.019	ST6,3X38MM	500	31230.063.038
ST4,8X16MM	1000	31230.048.016	ST5,5X22MM	1000	31230.055.022	ST6,3X45MM	500	31230.063.045
ST4,8X19MM	1000	31230.048.019	ST5,5X25MM	500	31230.055.025	ST6,3X50MM	500	31230.063.050
ST4,8X22MM	1000	31230.048.022	ST5,5X32MM	500	31230.055.032			

- UPOZORNĚNÍ: Elektrolytické pokovení těchto produktů může způsobit vodíkovou křehkost.

31815 Samovrtný šroub s šestihrannou hlavou s nákružkem J09B

Závit Samořezný závit
Materiál Ocel
Povrchová úprava Pozinkované

d x L	✉	Kód výrobku	d x L	✉	Kód výrobku	d x L	✉	Kód výrobku
ST3,5X9,5MM	1000	31815.035.009	ST4,2X38MM	1000	31815.042.038	ST5,5X32MM	500	31815.055.032
ST3,5X13MM	1000	31815.035.013				ST5,5X50MM	500	31815.055.050
ST3,5X16MM	1000	31815.035.016	ST4,8X13MM	1000	31815.048.013			
ST3,5X19MM	1000	31815.035.019	ST4,8X16MM	1000	31815.048.016	ST6,3X16MM	500	31815.063.016
ST3,5X25MM	1000	31815.035.025	ST4,8X19MM	1000	31815.048.019	ST6,3X19MM	500	31815.063.019
			ST4,8X25MM	1000	31815.048.025	ST6,3X25MM	500	31815.063.025
ST4,2X13MM	1000	31815.042.013	ST4,8X32MM	1000	31815.048.032	ST6,3X32MM	500	31815.063.032
ST4,2X16MM	1000	31815.042.016	ST4,8X38MM	1000	31815.048.038	ST6,3X38MM	500	31815.063.038
ST4,2X19MM	1000	31815.042.019				ST6,3X50MM	500	31815.063.050
ST4,2X25MM	1000	31815.042.025	ST5,5X19MM	1000	31815.055.019	ST6,3X60MM	500	31815.063.060
ST4,2X32MM	1000	31815.042.032	ST5,5X25MM	500	31815.055.025			

- UPOZORNĚNÍ: Elektrolytické pokovení těchto produktů může způsobit vodíkovou křehkost.

31810 Samovrtný šroub s šestihrannou hlavou s nákružkem J09B

Závit Samořezný závit
Materiál Ocel
Povrchová úprava Pozinkované

6

d x L	✉	Kód výrobku	d x L	✉	Kód výrobku	d x L	✉	Kód výrobku
ST4,2X13MM	2000	31810.042.013	ST4,8X16MM	2000	31810.048.016	ST5,5X25MM	1000	31810.055.025
ST4,2X16MM	2000	31810.042.016	ST4,8X19MM	2000	31810.048.019			
ST4,2X19MM	2000	31810.042.019	ST4,8X25MM	2000	31810.048.025	ST6,3X19MM	1000	31810.063.019
ST4,2X25MM	2000	31810.042.025	ST4,8X32MM	2000	31810.048.032	ST6,3X25MM	1000	31810.063.025
ST4,2X32MM	2000	31810.042.032	ST4,8X38MM	2000	31810.048.038	ST6,3X32MM	1000	31810.063.032
						ST6,3X38MM	1000	31810.063.038
ST4,8X13MM	2000	31810.048.013	ST5,5X19MM	2000	31810.055.019	ST6,3X50MM	1000	31810.063.050

- UPOZORNĚNÍ: Elektrolytické pokovení těchto produktů může způsobit vodíkovou křehkost.

31100 SPEDEC Samovrtný šroub s šestihrannou hlavou s nákružkem J09A

Závit Samořezný závit
Materiál Nerezocel A2

d x L	✉	Kód výrobku	d x L	✉	Kód výrobku	d x L	✉	Kód výrobku
ST4,2X25MM	1000	31100.042.025	ST4,8X32MM	1000	31100.048.032	ST6,3X22MM	1000	31100.063.022
ST4,8X19MM	1000	31100.048.019						

31860 Samovrtný šroub s šestihrannou hlavou s nákružkem J09B

Závit Samořezný závit
Materiál Nerezocel A2

d x L	✉	Kód výrobku	d x L	✉	Kód výrobku	d x L	✉	Kód výrobku
ST4,2X25MM	2000	31860.042.025	ST4,8X32MM	1000	31860.048.032	ST5,5X22MM	1000	31860.055.022
ST4,8X19MM	1000	31860.048.019						

Samovrtný vrut s křížovou drážkou pro panely

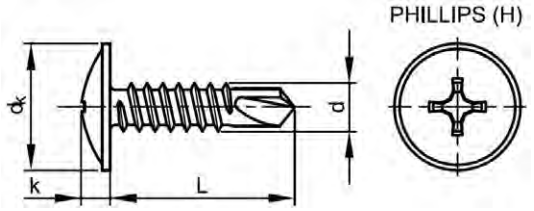

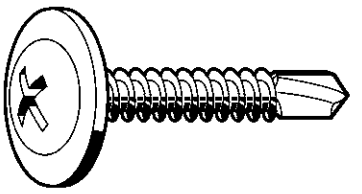

Technické údaje

d	d_k	k	Čís. křížové drážky
4.2	11	2.5	2

Skupiny produktů

Závit	Typ drážky	Materiál	Povrchová úprava	Kód	Strana
ST	Phillips	Oc	Zn	29580	6-139
ST	Phillips	Oc	Zn čern.	29581	6-139

29580 Samovrtný vrut s křížovou drážkou pro panely K04A

Závit Samořezný závit
Materiál Ocel
Povrchová úprava Pozinkované

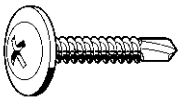

d x L	✉	Kód výrobku	d x L	✉	Kód výrobku	d x L	✉	Kód výrobku
4,2X13MM	200	29580.042.013	4,2X19MM	200	29580.042.019	4,2X25MM	200	29580.042.025
4,2X16MM	200	29580.042.016						

- UPOZORNĚNÍ: Elektrolytické pokovení těchto produktů může způsobit vodíkovou křehkost.

29581 Samovrtný vrut s křížovou drážkou pro panely K04A

Závit Samořezný závit
Materiál Ocel
Povrchová úprava Pozinkované černě pasivované

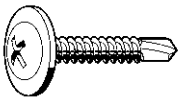

d x L	✉	Kód výrobku	d x L	✉	Kód výrobku	d x L	✉	Kód výrobku
4,2X13MM	200	29581.042.013	4,2X19MM	200	29581.042.019	4,2X25MM	200	29581.042.025
4,2X16MM	200	29581.042.016						

- UPOZORNĚNÍ: Elektrolytické pokovení těchto produktů může způsobit vodíkovou křehkost.

Samovrtný šroub s plochou hlavou s SR-drážkou

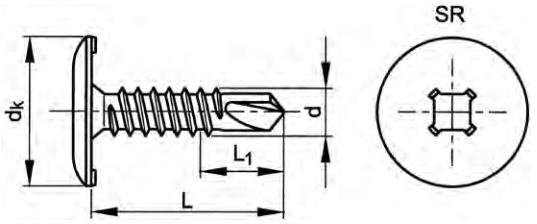

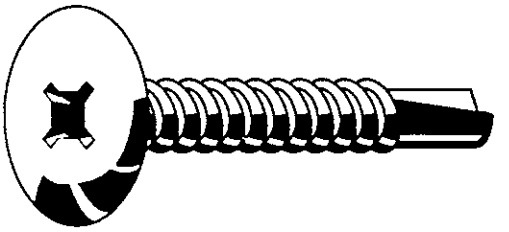

Technické údaje

d x L	A	B	C	D	d_k	E	F	G	L_1 ≈	P	Čís. SR
ST4.8x16	9000	6000	6.5	1	13	3	1.5	4	9	1.6	2
ST4.8x19	9000	6000	6.5	1	15	3	1.5	4	9	1.6	2
ST4.8x25	9000	6000	6.5	1	15	3	1.5	4	9	1.6	2
ST4.8x32	9000	6000	6.5	1	15	3	1.5	4	9	1.6	2

- A = N Min. zátěž rozlomení v N.
- B = Namáhání střihem min. v N.
- C = Mezní moment v Nm.
- D = Vrtací únosnost v ocelových nosnících (min.).
- E = Vrtací únosnost v ocelových nosnících (max.).
- F = Vrtací únosnost v hliníkových nosnících (min.).
- G = Vrtací únosnost v hliníkových nosnících (max.).
- Použitelný pro přímou montáž překližky a třískových desek na hliníkové a ocelové příčné nosníky.
- Max. tloušťka materiálu KL = L – L_1.
- SR-drážka je kombinací křížové / čtyřhranné drážky.
- Montáž pomocí a šroubovacích nástavců SR, viz skupinový kód 31630 a 31640.
- Ocel s max. výtržnou silou 540 N/mm^2.

6

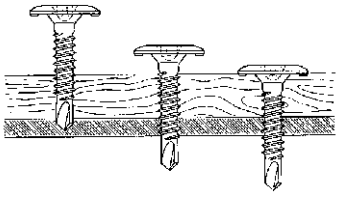

31445 SPEDEC Samovrtný šroub s plochou hlavou s SR-drážkou **J12A**

Závit Samořezný závit
Materiál Ocel
Povrchová úprava Pozinkované

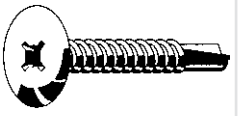

d x L	✉	Kód výrobku	d x L	✉	Kód výrobku	d x L	✉	Kód výrobku
ST4,8X16MM	1000	31445.048.016	ST4,8X25MM	1000	31445.048.025	ST4,8X32MM	1000	31445.048.032
ST4,8X19MM	1000	31445.048.019						

- UPOZORNĚNÍ: Elektrolytické pokovení těchto produktů může způsobit vodíkovou křehkost.

Se zápustnou hlavou a křídly drážka ttap® MaxxFast

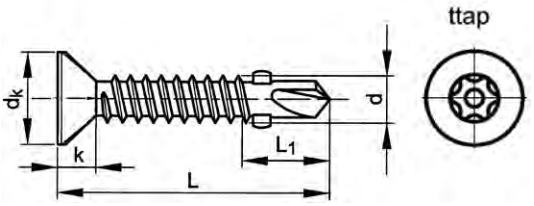

Technické údaje

d	d_k	k	L_1	Čís. ttap
ST3.9	7.14 -7.50	2.30	4.5	20
ST4.2	8.00 - 8.40	2.60	4.5	20
ST4.8	8.90 - 9.30	2.80	6.5	25
ST5.5	9.90 -10.30	3.00	8	25
ST6.3	10.90 -11.30	3.15	9	25

Skupiny produktů

Závit	Typ drážky	Materiál	Povrchová úprava	Kód	Strana
ST	ttap®	Oc	Zn	30365	6-141
ST	ttap®	Bi-Metal		30375	6-141

30365 MAXXFAST samovrtný vrut s křídly, zápustná hlava a drážka ttap® MF1A

Závit Samořezný závit
Materiál Ocel
Povrchová úprava Pozinkované

MAXXFAST PROFESSIONAL HARDWARE

RoHS

d x L	✉	Kód výrobku	d x L	✉	Kód výrobku	d x L	✉	Kód výrobku
ST3.9X25MM	200	30365.039.025	ST4.8X45MM	200	30365.048.045			
			ST4.8X50MM	200	30365.048.050	ST6.3X38MM	200	30365.063.038
ST4.2X32MM	200	30365.042.032				ST6.3X50MM	200	30365.063.050
			ST5.5X38MM	200	30365.055.038	ST6.3X60MM	200	30365.063.060
ST4.8X32MM	200	30365.048.032	ST5.5X45MM	200	30365.055.045			
ST4.8X38MM	200	30365.048.038	ST5.5X50MM	200	30365.055.050			

- Pouze celá balení.

30375 MAXXFAST samovrtný vrut s křídly, zápustná hlava a drážka ttap® MF1A

Závit Samořezný závit
Materiál Bi-Metal

MAXXFAST PROFESSIONAL HARDWARE

RoHS

d x L	✉	Kód výrobku	d x L	✉	Kód výrobku	d x L	✉	Kód výrobku
ST3.9X25MM	200	30375.039.025	ST4.8X45MM	200	30375.048.045			
			ST4.8X50MM	200	30375.048.050	ST6.3X38MM	200	30375.063.038
ST4.2X32MM	200	30375.042.032				ST6.3X50MM	200	30375.063.050
			ST5.5X38MM	200	30375.055.038	ST6.3X60MM	200	30375.063.060
ST4.8X32MM	200	30375.048.032	ST5.5X45MM	200	30375.055.045			
ST4.8X38MM	200	30375.048.038	ST5.5X50MM	200	30375.055.050			

- Pouze celá balení.

Samovrtný křídlatý zápustný šroub s Torx®

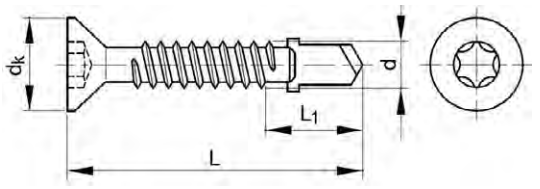



Technické údaje

d	A	B	C	D	d_k	Drážka	E	F	G	L_1 ≈	P
ST6.3	17000	10000	16	3	12	T30	6	3	6	25	1.8

- A = N Min. zátěž rozlomení v N.
- B = Namáhání střihem min. v N.
- C = Mezní moment v Nm.
- D = Vrtací únosnost v ocelových nosnících St37 (min.).
- E = Vrtací únosnost v ocelových nosnících St37 (max.).
- F = Vrtací únosnost v ocelových nosnících St52 (min.).
- G = Vrtací únosnost v ocelových nosnících St52 (max.).
- Použitelný pro přímou montáž trámů z měkkého dřeva na ocelové příčné nosníky.
- Max. tlouš.ka materiálu KL = L – L_1
- St52: S rostoucí pevností oceli se snižuje max. tlouš.ka vrtaní.

6

Speciální vlastnosti samořezných šroubů *FABORY*-SPEDEC typu **SCT**:
- běžný vrtací hrot byl nahrazen vrtacím plátkem ze speciální kalené oceli. Tento typ zajišťuje rozšíření oblasti použití, pokud samořezné šrouby typu SC nejsou zcela vhodné
- v jediném úkonu: začátek montáže, provrtání dřeva, provrtání oceli, odlomení křídélek, tvoření závitu, utažení šroubu, dokončení montáže, viz postup montáže níže
- montáž elektrickým osazovacím nástrojem typu typu CF 250(P), viz skupinové kódy 31570 (31572).

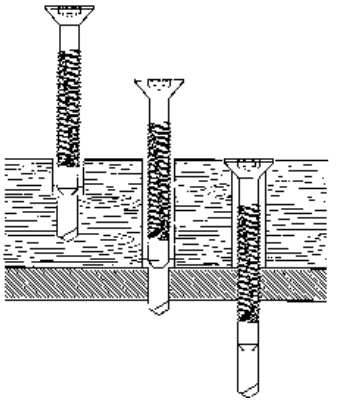

31460 SPEDEC Samovrtný křídlatý zápustný šroub s Torx® J10A

Závit Samořezný závit
Materiál Ocel
Povrchová úprava Pozinkované

d x L	✉	Kód výrobku	d x L	✉	Kód výrobku	d x L	✉	Kód výrobku
ST6,3X50MM	500	31460.063.050	ST6,3X70MM	500	31460.063.070	ST6,3X90MM	250	31460.063.090
ST6,3X60MM	500	31460.063.060	ST6,3X80MM	500	31460.063.080			

- UPOZORNĚNÍ: Elektrolytické pokovení těchto produktů může způsobit vodíkovou křehkost.

Samovrtný křídlatý zápustný šroub s Torx®

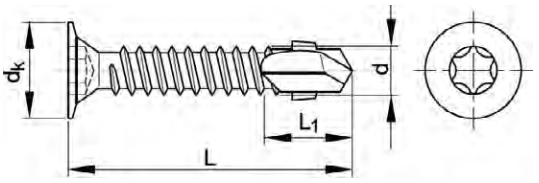

Technické údaje

d	A	B	C	D	d_k	E	L_1 ≈	P	Čís. Torx®
ST5.5	10000	8000	10	2	12	5	15	1.8	T30

- A = N Min. zátěž rozlomení v N.
- B = Namáhání střihem min. v N.
- C = Mezní moment v Nm.
- D = Vrtací únosnost v ocelových nosnících St37 (min.).
- E = Vrtací únosnost v ocelových nosnících St37 (max.).
- Použitelný pro přímou montáž trámů z měkkého dřeva na ocelové příčné nosníky.
- Max. tlouš.ka materiálu KL = L – L_1
- St37; S rostoucí pevností oceli se snižuje max. tloušťka vrtání.

Přednosti samořezných šroubů *FABORY*-SPEDEC typu **SC**:
- s **lisovaným** vrtacím hrotem
- s **dvojitou zapuštěnou hlavou** (31411) pro lepší nosnou plochu v měkkém dřevě
- s vruby **pod hlavou** (31416) ke kuželovému zahloubení do dřeva
- montáž elektrickým osazovacím nástrojem typu CF 250(P), viz skupinové kódy 31570 (31572).

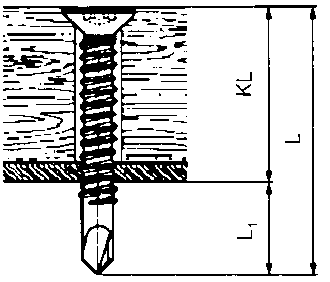

6

Skupiny produktů

Závit	Typ drážky	Materiál	Povrchová úprava		Kód	Strana
ST	Torx®	Oc	Zn		31416	6-143
ST	Torx®	Oc	Zn	nízka zápustná hlava	31411	6-143

31416 SPEDEC SC Samovrtný křídlatý zápustný šroub s Torx® J10A

Závit Samořezný závit
Materiál Ocel
Povrchová úprava Pozinkované

d x L	✉	Kód výrobku	d x L	✉	Kód výrobku	d x L	✉	Kód výrobku
ST5,5X38MM	1000	31416.055.038	ST5,5X50MM	1000	31416.055.050	ST5,5X55MM	1000	31416.055.055
ST5,5X45MM	1000	31416.055.045						

- UPOZORNĚNÍ: Elektrolytické pokovení těchto produktů může způsobit vodíkovou křehkost.

31411 SPEDEC SC Samovrtný křídlatý zápustný šroub s Torx® J10A

Závit Samořezný závit
Materiál Ocel
Povrchová úprava Pozinkované

d x L	✉	Kód výrobku	d x L	✉	Kód výrobku	d x L	✉	Kód výrobku
ST5,5X38MM	1000	31411.055.038	ST5,5X50MM	1000	31411.055.050	ST5,5X60MM	1000	31411.055.060
ST5,5X45MM	1000	31411.055.045	ST5,5X55MM	1000	31411.055.055			

- UPOZORNĚNÍ: Elektrolytické pokovení těchto produktů může způsobit vodíkovou křehkost.

Samovrtný křídlatý zápustný šroub s Torx®

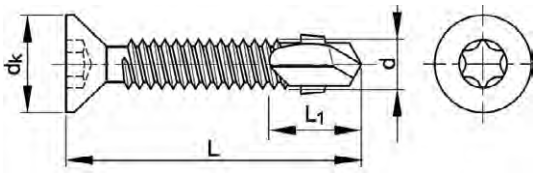

Technické údaje

d	A	B	C	D	d_k	E	L_1 ≈	Závitů na palec	Čís. Torx®
U6.3 (1/4)	17000	10000	16	2.5	12	6	16	20	T30

- A = N Min. zátěž rozlomení v N.
- B = Namáhání střihem min. v N.
- C = Mezní moment v Nm.
- D = Vrtací únosnost v ocelových nosnících St37 (min.).
- E = Vrtací únosnost v ocelových nosnících St37 (max.).
- Použitelný pro přímou montáž trámů z měkkého dřeva na ocelové příčné nosníky.
- Max. tlouš.ka materiálu KL = L – L_1
- St37; S rostoucí pevností oceli se snižuje max. tloušťka vrtání.

Přednosti samořezných šroubů *FABOR*Y-SPEDEC typu **SC**:
- s **vruby pod hlavou** pro kuželové zahloubení do dřeva

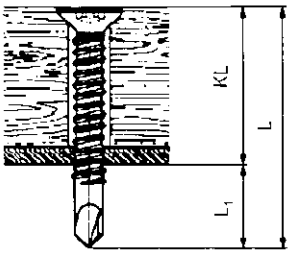

6

31426 SPEDEC SC Samovrtný křídlatý zápustný šroub s Torx® J10A

Závit Unified National Coarse
Materiál Ocel
Povrchová úprava Pozinkované

d x L	✉	Kód výrobku	d x L	✉	Kód výrobku	d x L	✉	Kód výrobku
U6,3X45MM	1000	31426.063.045	U6,3X60MM	1000	31426.063.060	U6,3X80MM	500	31426.063.080
U6,3X50MM	1000	31426.063.050	U6,3X65MM	1000	31426.063.065	U6,3X85MM	500	31426.063.085
U6,3X55MM	1000	31426.063.055	U6,3X70MM	500	31426.063.070			

- UPOZORNĚNÍ: Elektrolytické pokovení těchto produktů může způsobit vodíkovou křehkost.

Samovrtný křídlatý zápustný šroub s křížovou drážkou

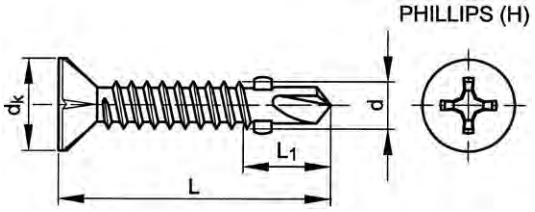

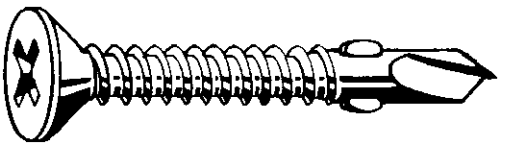

Technické údaje

d	A	B	C	D	d_k	E	L ≈	P	Čís. křížové drážky
ST4.2	7500	3500	5	0.7	8.1	2	9	1.4	2
ST4.8	11000	6000	8.5	2	9.5	3	10	1.6	2

- A = N Min. zátěž rozlomení v N.
- B = Namáhání střihem min. v N.
- C = Mezní moment v Nm.
- D = Vrtací únosnost v ocelových nosnících St37 (min.).
- E = Vrtací únosnost v ocelových nosnících St37 (max.).
- Použitelný pro přímou montáž trámů z měkkého dřeva na ocelové příčné nosníky.
- Max. tlouš.ka materiálu KL = L – L_1
- St37: S rostoucí pevností oceli se snižuje max. tloušťka vrtání.

Přednosti samořezných šroubů *FABORY*-SPEDEC typu **SC**:
- s **vruby pod hlavou** pro kuželové zahloubení do dřeva

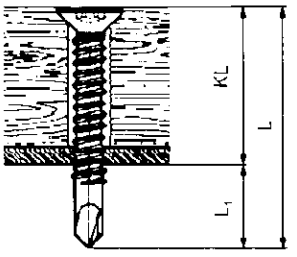

6

31282 SPEDEC Samovrtný křídlatý zápustný šroub s Phillips drážkou Phillips **J10A**

Závit Samořezný závit
Materiál Ocel
Povrchová úprava Pozinkované

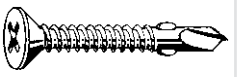

d x L	✉	Kód výrobku	d x L	✉	Kód výrobku	d x L	✉	Kód výrobku
ST4,2X30MM	500	31282.042.030				ST4,8X45MM	500	31282.048.045
ST4,2X40MM	500	31282.042.040	ST4,8X35MM	500	31282.048.035	ST4,8X65MM	500	31282.048.065

- UPOZORNĚNÍ: Elektrolytické pokovení těchto produktů může způsobit vodíkovou křehkost.

Instalační nástroj pro samovrtné šrouby



Skupiny produktů

Typ drážky		Kód	Strana
SR		31535	6-146
	CF 250	31570	6-146
	CF 250P	31572	6-146
S vnějším šestihranem		31536	6-147

31535 SPEDEC Šroubovací nástavec SR — J90A

6

Typ	✉	Kód výrobku	Typ	✉	Kód výrobku
SR2-49	2	31535.001.770	SR1-49	2	31535.001.771

- S unášecím šestihranem 1/4”.
- Vhodný pro samovrtné šrouby s SR drážkou (kombinace křížové / čtyřhranné drážky).
- Délka 49 mm.
- Více bitů k dispozici na www.fabory.com

31570 SPEDEC Usazovací nástroj typ CF 250 — J91A

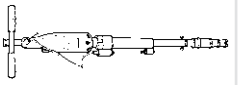

Typ	✉	Kód výrobku
Kompletní nástroj	1	31570.001.770

- Vhodný pro samovrtné šrouby typ SC (s Torx® TX30) a typ SCT (s Torx® TX30).
- Výrobce šroubováku: Fein ASze 648 d.
- Příkon 740 W.
- Napětí 220 V/50 Hz.
- Otáčky: 0 - 1560/min (se zátěží) a 1250-2600/min. (bez zátěže).
- Celková délka: 1080 mm.
- Hmotnost: 9,8 kg.
- Pravotočivé otáčky.
- Nastavitelný doraz hloubky.
- Svislá pracovní poloha.
- Ergonomické provedení.
- Teoretická kapacita: 250 samovrtných šroubů za hodinu!!

31572 SPEDEC Pneumatická jednotka typ CF 250 P — J91A

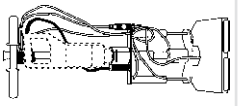

Typ	✉	Kód výrobku
CF250	1	31572.001.770

- K úpravě typu CF 250.
- Není třeba lidské síly!!
- Hmotnost 16,3 kg.

31536 SPEDEC Fixační objímka typ E480 J90A

Typ	✉	Kód výrobku
E480	1	31536.001.770

- S unášecím šestihranem 1/4”.
- Samoupínací.
- Vhodný pro samovrtné šrouby s šestihrannou hlavou s nákružkem typ SN a šířkou pro klíč 8 mm.
- Délka 73 mm.

Vruty do dřeva MaxxFast

Univerzální vruty do dřeva
Univerzální vrut do dřeva MaxxFast je jedinečným víceúčelovým vrutem určeným pro všechny druhy dřev. Tyto vruty mají nejnovější revoluční vlastnosti, díky kterým jsou použitelné pro všechny účely do měkkého a tvrdého dřeva, překližky, laminovaného dřeva (melamine) a dokonce i do všech exotických nebo tropických dřevin. Nicméně doporučujeme předvrtání otvorů do tvrdých dřev.

Technické parametry:
- Ostrý hrot se samořeznou drážkou „Mooncut“
- Frézovací žebra (šrouby >40 mm)
- Navoskování
- Samozapouštěcí hlava ze dvou částí
- Řezná žebra
- ttap®

Univerzální vrut do dřeva MaxxFast je k dispozici v širokém spektru rozměrů v provedení z oceli, pozinkovaný a žlutě pasivovaný a v provedení z nerezové oceli. Vrut je také nabízen s různými tvary hlavy, se zápustnou i s oblou hlavou a s drážkou pro šroubovací nástavec typu ttap® a Pozidriv.

Stavební vrut do dřeva
Stavební vrut do dřeva MaxxFast je jedinečným víceúčelovým vrutem pro široké použití v profesionálních tesařských konstrukcích, jako jsou dřevěné rámy a konstrukce domů, schodiště, garáže, upevňování a spojování krovů. Tyto vruty jsou mimořádně pevné a nevyžadují předvrtávání otvorů.

Technické parametry:
- Ostrý hrot se speciální samořeznou drážkou „Mooncut“
- Frézovací žebra
- Navoskování
- Samozapouštěcí hlava ze dvou částí nebo velká přírubová hlava
- Řezná žebra
- ttap®

MaxxFast stavební vrut do dřeva je nabízen v širokém spektru rozměrů v ocelovém provedení se žlutým pasivováním, se samozápustnou nebo přírubovou hlavou.

Vruty pro palubky
MaxxFast vrut pro palubky je jedinečným vrutem vhodným pro palubky venkovních teras ze všech druhů tvrdých exotických nebo tropických dřev. Pro velmi tvrdá dřeva doporučujeme předvrtání otvorů. Tento vrut má velmi ostrý hrot a dvě drážky, které zajišťují rychlé zavrtání vrutu a zabraňují rozštípnutí dřeva.

Technické parametry:
- Ostrý hrot se 2 řeznými drážkami
- Frézovací žebra
- Navoskování
- Snížená samozapouštěcí hlava
- Řezná žebra
- ttap®

MaxxFast vrut pro palubky je nabízen v širokém spektru rozměrů v provedení z nerezové oceli A2.

Univerzální vrut do dřeva se zápustnou hlavou s křížovou drážkou

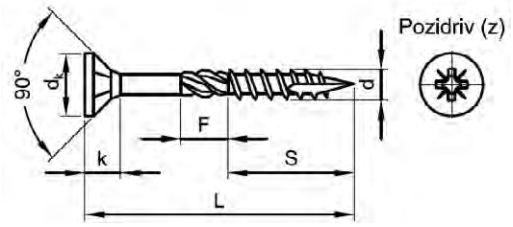

Technické údaje

d	d_k	k	Čís. křížové drážky	d	d_k	k	Čís. křížové drážky
3	6	3.5	1	4.5	9	5.0	2
3.5	7	4.0	2	5	10	5.5	2
4	8	4.5	2	6	12	6.3	3

- Pouze celá balení.
- F=9mm pouze v případě L≥40mm.
- Diameters 3 and 3,5 are unfit for structural timber joints and therefore not CE marked

Skupiny produktů

Typ drážky	Materiál	Povrchová úprava	Kód	Strana
Pozidriv	Oc	Zn	30000	6-149
Pozidriv	Oc	Zn žl	30005	6-149
Pozidriv	NO A2		30015	6-150

6

30000 MAXXFAST univerzální vrut do dřeva se zápustnou hlavou s křížovou drážkou Pozidriv — MF0A

Materiál Ocel
Povrchová úprava Pozinkované

MAXXFAST PROFESSIONAL HARDWARE

CE RoHS

d x L (S)	✉	Kód výrobku	d x L (S)	✉	Kód výrobku	d x L (S)	✉	Kód výrobku
3X10MM (6)	200	30000.030.010	4X40MM (25)	200	30000.040.040	5X45MM (30)	200	30000.050.045
3X12MM (8)	200	30000.030.012	4X45MM (30)	200	30000.040.045	5X50MM (35)	200	30000.050.050
3X16MM (12)	200	30000.030.016	4X50MM (35)	200	30000.040.050	5X60MM (45)	200	30000.050.060
3X20MM (16)	200	30000.030.020	4X60MM (45)	200	30000.040.060	5X70MM (54)	200	30000.050.070
3X25MM (21)	200	30000.030.025	4X70MM (54)	200	30000.040.070	5X80MM (54)	100	30000.050.080
3X30MM (26)	200	30000.030.030				5X90MM (60)	100	30000.050.090
3X35MM (31)	200	30000.030.035	4,5X16MM (11)	200	30000.045.016	5X100MM (66)	100	30000.050.100
			4,5X20MM (15)	200	30000.045.020			
3,5X12MM (8)	200	30000.035.012	4,5X25MM (20)	200	30000.045.025	6X30MM (23)	200	30000.060.030
3,5X16MM (12)	200	30000.035.016	4,5X30MM (25)	200	30000.045.030	6X35MM (28)	200	30000.060.035
3,5X20MM (16)	200	30000.035.020	4,5X35MM (30)	200	30000.045.035	6X40MM (25)	200	30000.060.040
3,5X25MM (21)	200	30000.035.025	4,5X40MM (25)	200	30000.045.040	6X45MM (30)	200	30000.060.045
3,5X30MM (26)	200	30000.035.030	4,5X45MM (30)	200	30000.045.045	6X50MM (35)	200	30000.060.050
3,5X35MM (31)	200	30000.035.035	4,5X50MM (35)	200	30000.045.050	6X60MM (45)	200	30000.060.060
3,5X40MM (25)	200	30000.035.040	4,5X60MM (45)	200	30000.045.060	6X70MM (54)	200	30000.060.070
3,5X45MM (30)	200	30000.035.045	4,5X70MM (54)	200	30000.045.070	6X80MM (54)	100	30000.060.080
3,5X50MM (35)	200	30000.035.050	4,5X80MM (54)	200	30000.045.080	6X90MM (60)	100	30000.060.090
						6X100MM (66)	100	30000.060.100
4X12MM (7)	200	30000.040.012	5X16MM (9)	200	30000.050.016	6X110MM (73)	100	30000.060.110
4X16MM (11)	200	30000.040.016	5X20MM (14)	200	30000.050.020	6X120MM (80)	100	30000.060.120
4X20MM (15)	200	30000.040.020	5X25MM (19)	200	30000.050.025	6X130MM (86)	100	30000.060.130
4X25MM (20)	200	30000.040.025	5X30MM (24)	200	30000.050.030	6X140MM (93)	100	30000.060.140
4X30MM (25)	200	30000.040.030	5X35MM (29)	200	30000.050.035	6X150MM (100)	100	30000.060.150
4X35MM (30)	200	30000.040.035	5X40MM (25)	200	30000.050.040			

30005 MAXXFAST univerzální vrut do dřeva se zápustnou hlavou s křížovou drážkou Pozidriv — MF0A

Materiál Ocel
Povrchová úprava Pozinkované žlutě pasivované

MAXXFAST PROFESSIONAL HARDWARE

CE

d x L (S)	✉	Kód výrobku	d x L (S)	✉	Kód výrobku	d x L (S)	✉	Kód výrobku
3X10MM (6)	200	30005.030.010	3X35MM (31)	200	30005.030.035	3,5X30MM (26)	200	30005.035.030
3X12MM (8)	200	30005.030.012				3,5X35MM (31)	200	30005.035.035
3X16MM (12)	200	30005.030.016	3,5X12MM (8)	200	30005.035.012	3,5X40MM (25)	200	30005.035.040
3X20MM (16)	200	30005.030.020	3,5X16MM (12)	200	30005.035.016	3,5X45MM (30)	200	30005.035.045
3X25MM (21)	200	30005.030.025	3,5X20MM (16)	200	30005.035.020	3,5X50MM (35)	200	30005.035.050
3X30MM (26)	200	30005.030.030	3,5X25MM (21)	200	30005.035.025			

30005 MAXXFAST univerzální vrut do dřeva se zápustnou hlavou s křížovou drážkou Pozidriv

d x L (S)	✉	Kód výrobku	d x L (S)	✉	Kód výrobku	d x L (S)	✉	Kód výrobku
4X12MM (7)	200	30005.040.012	4,5X45MM (30)	200	30005.045.045	5X100MM (66)	100	30005.050.100
4X16MM (11)	200	30005.040.016	4,5X50MM (35)	200	30005.045.050			
4X20MM (15)	200	30005.040.020	4,5X60MM (45)	200	30005.045.060	6X30MM (23)	200	30005.060.030
4X25MM (20)	200	30005.040.025	4,5X70MM (54)	200	30005.045.070	6X35MM (28)	200	30005.060.035
4X30MM (25)	200	30005.040.030	4,5X80MM (54)	200	30005.045.080	6X40MM (25)	200	30005.060.040
4X35MM (30)	200	30005.040.035				6X45MM (30)	200	30005.060.045
4X40MM (25)	200	30005.040.040	5X16MM (9)	200	30005.050.016	6X50MM (35)	200	30005.060.050
4X45MM (30)	200	30005.040.045	5X20MM (14)	200	30005.050.020	6X60MM (45)	200	30005.060.060
4X50MM (35)	200	30005.040.050	5X25MM (19)	200	30005.050.025	6X70MM (54)	200	30005.060.070
4X60MM (45)	200	30005.040.060	5X30MM (24)	200	30005.050.030	6X80MM (54)	100	30005.060.080
4X70MM (54)	200	30005.040.070	5X35MM (29)	200	30005.050.035	6X90MM (60)	100	30005.060.090
			5X40MM (25)	200	30005.050.040	6X100MM (66)	100	30005.060.100
4,5X16MM (11)	200	30005.045.016	5X45MM (30)	200	30005.050.045	6X110MM (73)	100	30005.060.110
4,5X20MM (15)	200	30005.045.020	5X50MM (35)	200	30005.050.050	6X120MM (80)	100	30005.060.120
4,5X25MM (20)	200	30005.045.025	5X60MM (45)	200	30005.050.060	6X130MM (86)	100	30005.060.130
4,5X30MM (25)	200	30005.045.030	5X70MM (54)	200	30005.050.070	6X140MM (93)	100	30005.060.140
4,5X35MM (30)	200	30005.045.035	5X80MM (54)	100	30005.050.080	6X150MM (100)	100	30005.060.150
4,5X40MM (25)	200	30005.045.040	5X90MM (60)	100	30005.050.090			

30015 MAXXFAST univerzální vrut do dřeva se zápustnou hlavou s křížovou drážkou Pozidriv MF0A

Materiál Nerezocel A2

MAXXFAST PROFESSIONAL HARDWARE

RoHS

CE

6

d x L (S)	✉	Kód výrobku	d x L (S)	✉	Kód výrobku	d x L (S)	✉	Kód výrobku
3X10MM (6)	200	30015.030.010	4X40MM (25)	200	30015.040.040	5X45MM (30)	200	30015.050.045
3X12MM (8)	200	30015.030.012	4X45MM (30)	200	30015.040.045	5X50MM (35)	200	30015.050.050
3X16MM (12)	200	30015.030.016	4X50MM (35)	200	30015.040.050	5X60MM (45)	200	30015.050.060
3X20MM (16)	200	30015.030.020	4X60MM (45)	200	30015.040.060	5X70MM (54)	200	30015.050.070
3X25MM (21)	200	30015.030.025	4X70MM (54)	200	30015.040.070	5X80MM (54)	100	30015.050.080
3X30MM (26)	200	30015.030.030				5X90MM (60)	100	30015.050.090
3X35MM (31)	200	30015.030.035	4,5X16MM (11)	200	30015.045.016	5X100MM (66)	100	30015.050.100
			4,5X20MM (15)	200	30015.045.020			
3,5X12MM (8)	200	30015.035.012	4,5X25MM (20)	200	30015.045.025	6X30MM (23)	200	30015.060.030
3,5X16MM (12)	200	30015.035.016	4,5X30MM (25)	200	30015.045.030	6X35MM (28)	200	30015.060.035
3,5X20MM (16)	200	30015.035.020	4,5X35MM (30)	200	30015.045.035	6X40MM (25)	200	30015.060.040
3,5X25MM (21)	200	30015.035.025	4,5X40MM (25)	200	30015.045.040	6X45MM (30)	200	30015.060.045
3,5X30MM (26)	200	30015.035.030	4,5X45MM (30)	200	30015.045.045	6X50MM (35)	200	30015.060.050
3,5X35MM (31)	200	30015.035.035	4,5X50MM (35)	200	30015.045.050	6X60MM (45)	200	30015.060.060
3,5X40MM (25)	200	30015.035.040	4,5X60MM (45)	200	30015.045.060	6X70MM (54)	200	30015.060.070
3,5X45MM (30)	200	30015.035.045	4,5X70MM (54)	200	30015.045.070	6X80MM (54)	100	30015.060.080
3,5X50MM (35)	200	30015.035.050	4,5X80MM (54)	200	30015.045.080	6X90MM (60)	100	30015.060.090
						6X100MM (66)	100	30015.060.100
4X12MM (7)	200	30015.040.012	5X16MM (9)	200	30015.050.016	6X110MM (73)	100	30015.060.110
4X16MM (11)	200	30015.040.016	5X20MM (14)	200	30015.050.020	6X120MM (80)	100	30015.060.120
4X20MM (15)	200	30015.040.020	5X25MM (19)	200	30015.050.025	6X130MM (86)	100	30015.060.130
4X25MM (20)	200	30015.040.025	5X30MM (24)	200	30015.050.030	6X140MM (93)	100	30015.060.140
4X30MM (25)	200	30015.040.030	5X35MM (29)	200	30015.050.035	6X150MM (100)	100	30015.060.150
4X35MM (30)	200	30015.040.035	5X40MM (25)	200	30015.050.040			

Univerzální vrut do dřeva se zápustnou hlavou s drážkou ttap®

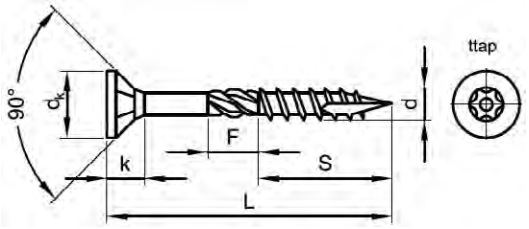

Technické údaje

d	d_k	k	Čís. ttap	d	d_k	k	Čís. ttap
3	6	3.5	10	4.5	9	5.0	20
3.5	7	4.0	15	5	10	5.5	25
4	8	4.5	20	6	12	6.3	25

- Pouze celá balení.
- F=9mm pouze v případě L≥40mm.
- Diameters 3 and 3,5 are unfit for structural timber joints and therefore not CE marked

Skupiny produktů

Typ drážky	Materiál	Povrchová úprava	Kód	Strana
ttap®	Oc	Zn	30100	6-151
ttap®	Oc	Zn žl	30105	6-151
ttap®	NO A2		30115	6-152

6

30100 MAXXFAST univerzální vrut do dřeva se zápustnou hlavou s drážkou ttap® MF0A

Materiál Ocel
Povrchová úprava Pozinkované

MAXXFAST PROFESSIONAL HARDWARE

CE RoHS

d x L (S)	✉	Kód výrobku	d x L (S)	✉	Kód výrobku	d x L (S)	✉	Kód výrobku
3X10MM (6)	200	30100.030.010	4X40MM (25)	200	30100.040.040	5X45MM (30)	200	30100.050.045
3X12MM (8)	200	30100.030.012	4X45MM (30)	200	30100.040.045	5X50MM (35)	200	30100.050.050
3X16MM (12)	200	30100.030.016	4X50MM (35)	200	30100.040.050	5X60MM (45)	200	30100.050.060
3X20MM (16)	200	30100.030.020	4X60MM (45)	200	30100.040.060	5X70MM (54)	200	30100.050.070
3X25MM (21)	200	30100.030.025	4X70MM (54)	200	30100.040.070	5X80MM (54)	100	30100.050.080
3X30MM (26)	200	30100.030.030				5X90MM (60)	100	30100.050.090
3X35MM (31)	200	30100.030.035	4,5X16MM (11)	200	30100.045.016	5X100MM (66)	100	30100.050.100
			4,5X20MM (15)	200	30100.045.020			
3,5X12MM (8)	200	30100.035.012	4,5X25MM (20)	200	30100.045.025	6X30MM (23)	200	30100.060.030
3,5X16MM (12)	200	30100.035.016	4,5X30MM (25)	200	30100.045.030	6X35MM (28)	200	30100.060.035
3,5X20MM (16)	200	30100.035.020	4,5X35MM (30)	200	30100.045.035	6X40MM (25)	200	30100.060.040
3,5X25MM (21)	200	30100.035.025	4,5X40MM (25)	200	30100.045.040	6X45MM (30)	200	30100.060.045
3,5X30MM (26)	200	30100.035.030	4,5X45MM (30)	200	30100.045.045	6X50MM (35)	200	30100.060.050
3,5X35MM (31)	200	30100.035.035	4,5X50MM (35)	200	30100.045.050	6X60MM (45)	200	30100.060.060
3,5X40MM (25)	200	30100.035.040	4,5X60MM (45)	200	30100.045.060	6X70MM (54)	200	30100.060.070
3,5X45MM (30)	200	30100.035.045	4,5X70MM (54)	200	30100.045.070	6X80MM (54)	100	30100.060.080
3,5X50MM (35)	200	30100.035.050	4,5X80MM (54)	200	30100.045.080	6X90MM (60)	100	30100.060.090
						6X100MM (66)	100	30100.060.100
4X12MM (7)	200	30100.040.012	5X16MM (9)	200	30100.050.016	6X110MM (73)	100	30100.060.110
4X16MM (11)	200	30100.040.016	5X20MM (14)	200	30100.050.020	6X120MM (80)	100	30100.060.120
4X20MM (15)	200	30100.040.020	5X25MM (19)	200	30100.050.025	6X130MM (86)	100	30100.060.130
4X25MM (20)	200	30100.040.025	5X30MM (24)	200	30100.050.030	6X140MM (93)	100	30100.060.140
4X30MM (25)	200	30100.040.030	5X35MM (29)	200	30100.050.035	6X150MM (100)	100	30100.060.150
4X35MM (30)	200	30100.040.035	5X40MM (25)	200	30100.050.040			

30105 MAXXFAST univerzální vrut do dřeva se zápustnou hlavou s drážkou ttap® MF0A

Materiál Ocel
Povrchová úprava Pozinkované žlutě pasivované

MAXXFAST PROFESSIONAL HARDWARE

CE

d x L (S)	✉	Kód výrobku	d x L (S)	✉	Kód výrobku	d x L (S)	✉	Kód výrobku
3X10MM (6)	200	30105.030.010	3X35MM (31)	200	30105.030.035	3,5X30MM (26)	200	30105.035.030
3X12MM (8)	200	30105.030.012				3,5X35MM (31)	200	30105.035.035
3X16MM (12)	200	30105.030.016	3,5X12MM (8)	200	30105.035.012	3,5X40MM (25)	200	30105.035.040
3X20MM (16)	200	30105.030.020	3,5X16MM (12)	200	30105.035.016	3,5X45MM (30)	200	30105.035.045
3X25MM (21)	200	30105.030.025	3,5X20MM (16)	200	30105.035.020	3,5X50MM (35)	200	30105.035.050
3X30MM (26)	200	30105.030.030	3,5X25MM (21)	200	30105.035.025			

30105 MAXXFAST univerzální vrut do dřeva se zápustnou hlavou s drážkou ttap®

d x L (S)	✉	Kód výrobku
4X12MM (7)	200	30105.040.012
4X16MM (11)	200	30105.040.016
4X20MM (15)	200	30105.040.020
4X25MM (20)	200	30105.040.025
4X30MM (25)	200	30105.040.030
4X35MM (30)	200	30105.040.035
4X40MM (25)	200	30105.040.040
4X45MM (30)	200	30105.040.045
4X50MM (35)	200	30105.040.050
4X60MM (45)	200	30105.040.060
4X70MM (54)	200	30105.040.070
4,5X16MM (11)	200	30105.045.016
4,5X20MM (15)	200	30105.045.020
4,5X25MM (20)	200	30105.045.025
4,5X30MM (25)	200	30105.045.030
4,5X35MM (30)	200	30105.045.035
4,5X40MM (25)	200	30105.045.040
4,5X45MM (30)	200	30105.045.045
4,5X50MM (35)	200	30105.045.050
4,5X60MM (45)	200	30105.045.060
4,5X70MM (54)	200	30105.045.070
4,5X80MM (54)	200	30105.045.080
5X16MM (9)	200	30105.050.016
5X20MM (14)	200	30105.050.020
5X25MM (19)	200	30105.050.025
5X30MM (24)	200	30105.050.030
5X35MM (29)	200	30105.050.035
5X40MM (25)	200	30105.050.040
5X45MM (30)	200	30105.050.045
5X50MM (35)	200	30105.050.050
5X60MM (45)	200	30105.050.060
5X70MM (54)	200	30105.050.070
5X80MM (54)	100	30105.050.080
5X90MM (60)	100	30105.050.090
5X100MM (66)	100	30105.050.100
6X30MM (23)	200	30105.060.030
6X35MM (28)	200	30105.060.035
6X40MM (25)	200	30105.060.040
6X45MM (30)	200	30105.060.045
6X50MM (35)	200	30105.060.050
6X60MM (45)	200	30105.060.060
6X70MM (54)	200	30105.060.070
6X80MM (54)	100	30105.060.080
6X90MM (60)	100	30105.060.090
6X100MM (66)	100	30105.060.100
6X110MM (73)	100	30105.060.110
6X120MM (80)	100	30105.060.120
6X130MM (86)	100	30105.060.130
6X140MM (93)	100	30105.060.140
6X150MM (100)	100	30105.060.150

30115 MAXXFAST univerzální vrut do dřeva se zápustnou hlavou s drážkou ttap® MF0A

Materiál Nerezocel A2

6

d x L (S)	✉	Kód výrobku
3X10MM (6)	200	30115.030.010
3X12MM (8)	200	30115.030.012
3X16MM (12)	200	30115.030.016
3X20MM (16)	200	30115.030.020
3X25MM (21)	200	30115.030.025
3X30MM (26)	200	30115.030.030
3X35MM (31)	200	30115.030.035
3,5X12MM (8)	200	30115.035.012
3,5X16MM (12)	200	30115.035.016
3,5X20MM (16)	200	30115.035.020
3,5X25MM (21)	200	30115.035.025
3,5X30MM (26)	200	30115.035.030
3,5X35MM (31)	200	30115.035.035
3,5X40MM (25)	200	30115.035.040
3,5X45MM (30)	200	30115.035.045
3,5X50MM (35)	200	30115.035.050
4X12MM (7)	200	30115.040.012
4X16MM (11)	200	30115.040.016
4X20MM (15)	200	30115.040.020
4X25MM (20)	200	30115.040.025
4X30MM (25)	200	30115.040.030
4X35MM (30)	200	30115.040.035
4X40MM (25)	200	30115.040.040
4X45MM (30)	200	30115.040.045
4X50MM (35)	200	30115.040.050
4X60MM (45)	200	30115.040.060
4X70MM (54)	200	30115.040.070
4,5X16MM (11)	200	30115.045.016
4,5X20MM (15)	200	30115.045.020
4,5X25MM (20)	200	30115.045.025
4,5X30MM (25)	200	30115.045.030
4,5X35MM (30)	200	30115.045.035
4,5X40MM (25)	200	30115.045.040
4,5X45MM	200	30115.045.045
4,5X50MM	200	30115.045.050
4,5X60MM (45)	200	30115.045.060
4,5X70MM (54)	200	30115.045.070
4,5X80MM (54)	200	30115.045.080
5X16MM (9)	200	30115.050.016
5X20MM (14)	200	30115.050.020
5X25MM (19)	200	30115.050.025
5X30MM (24)	200	30115.050.030
5X35MM (29)	200	30115.050.035
5X40MM (25)	200	30115.050.040
5X45MM (30)	200	30115.050.045
5X50MM (35)	200	30115.050.050
5X60MM (45)	200	30115.050.060
5X70MM (54)	200	30115.050.070
5X80MM (54)	100	30115.050.080
5X90MM (60)	100	30115.050.090
5X100MM (66)	100	30115.050.100
6X30MM (23)	200	30115.060.030
6X35MM (28)	200	30115.060.035
6X40MM (25)	200	30115.060.040
6X45MM (30)	200	30115.060.045
6X50MM (35)	200	30115.060.050
6X60MM (45)	200	30115.060.060
6X70MM (54)	200	30115.060.070
6X80MM (54)	100	30115.060.080
6X90MM (60)	100	30115.060.090
6X100MM (66)	100	30115.060.100
6X110MM (73)	100	30115.060.110
6X120MM (80)	100	30115.060.120
6X130MM (86)	100	30115.060.130
6X140MM (93)	100	30115.060.140
6X150MM (100)	100	30115.060.150

Vruty do dřevotřísky

Obecně
Vruty do dřevotřísky, nazývané také jako rychlé vruty nebo dřevotřískové vruty, jsou navržené speciálně k prevenci problémů vznikajících při používání běžných vrutů do dřevotřísky a různých typů dřeva. Šrouby do dřevotřísky mají mnoho technických vylepšení, kterými je zajištěna snadná a s moderními nástroji rychlá montáž, čímž se ušetří celkové náklady.

Vlastnosti
Výhody jsou dosaženy prostřednictvím následujících vlastností: přizpůsobená geometrie závitu a vrcholový úhel závitu ve dřevu byl zredukovaný z 60° na 40°.

Výhody
Vruty do dřevotřísky s normální délkou mají závit až k hlavě. V závislosti na dostupnosti mohou být dodány s částečným nebo plným závitem. Ostrý samovystřeďovací hrot, pomocí kterého je snadnější začít vrtat a riziko chvění je menší. Drahé a zdlouhavé předvrtání je často zbytečné. Ostřejší a hlubší profil závitu nevytláčí materiál, ale řeže do něj. Nižší riziko drolení a oddělení malých, příčných dílů např. při montáži kování dveří a oken. Kromě toho lepší upnutí (hodnoty vytahování vyšší až o 35%) a montážní moment nižší až o 40%.

Materiál
Vruty do dřevotřísky jsou vyráběny z nerezové oceli a také kalené oceli a povrchově kalené.Jsou daleko pevnější a odolnější proti opotřebení než vruty do dřeva, zvyšují řezný výkon a zabraňují poškození při montáži. Tvrzené jádro zamezí zlomení hlavy šroubu ohybem.

Montáž
Ocelové vruty do dřevotřísky jsou opatřeny speciální protikorozní úpravou (použité mazivo) umožňující snazší instalaci.

Typy
Vruty do dřevotřísky jsou dostupné s Pozidriv drážkou (Z) a také vnitřním šestihranem. Fabory nabízí vedle vrutů Heco-Fix, širokou škálu MaxxFast univerzálních vrutů s ttap® drážkou. Podívejte se na příslušných produktových stránkách v této části pro podrobnější informace.

Technické údaje

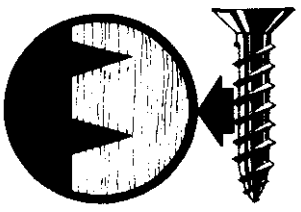

Vruty do dřevotřísky

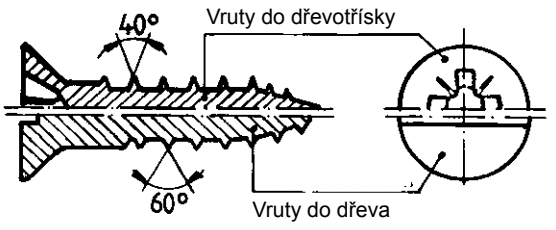

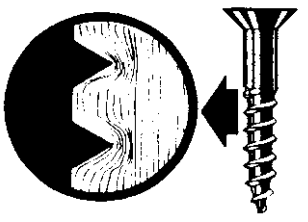

Vruty do dřeva

Šroub se zápustnou hlavou s křížovou drážkou do dřevotřísky

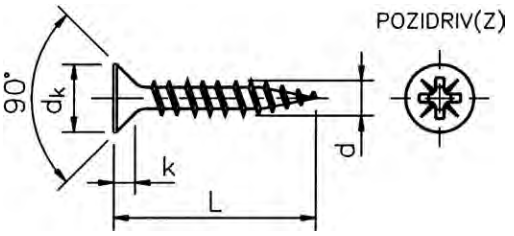

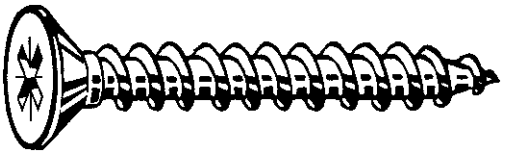

Technické údaje

d	d_k (max.)	k (max.)	Čís. křížové drážky
2.5	5	1.2	1
3	5.9	1.9	1
3.5	6.9	2.1	2
4	7.9	2.5	2
4.5	8.9	2.7	2
5	9.6	3	2
6	11.6	3.6	3

- Všechny rozměry jsou vodítkem a mohou se odlišovat podle výrobce.

Skupiny produktů

Typ drážky	Materiál	Povrchová úprava		Kód	Strana
Pozidriv	Oc	Zn		29240	6-154
Pozidriv	Oc	Zn	Velké Balení	29242	6-155
Pozidriv	Oc	Zn	HECO-FIX PLUS	29248	6-155
Pozidriv	Oc	Zn žl		29440	6-155
Pozidriv	NO A2			51750	6-156
Pozidriv	NO A4			55750	6-156
Pozidriv	Oc	Zn	HECO-TOPIX	29349	6-157
Pozidriv	Oc	Zn žl	HECO-TOPIX	29353	6-157
Pozidriv	Oc	Zn	HECO-UNIX PLUS	29370	6-157

6

29240 **Šroub se zápustnou hlavou s křížovou drážkou do dřevotřísky Pozidriv** **K01A**

Materiál Ocel
Povrchová úprava Pozinkované

d x L	✉	Kód výrobku	d x L	✉	Kód výrobku	d x L	✉	Kód výrobku
2,5X10MM	200	29240.025.010	4X35MM	200	29240.040.035	5X50MM	200	29240.050.050
2,5X12MM	200	29240.025.012	4X40MM	200	29240.040.040	5X60MM	200	29240.050.060
2,5X16MM	200	29240.025.016	4X45MM	200	29240.040.045	5X70MM	200	29240.050.070
			4X50MM	200	29240.040.050	5X80MM	200	29240.050.080
3X10MM	200	29240.030.010	4X60MM	200	29240.040.060	5X90MM	200	29240.050.090
3X12MM	200	29240.030.012	4X70MM	200	29240.040.070	5X100MM	200	29240.050.100
3X16MM	200	29240.030.016						
3X20MM	200	29240.030.020	4,5X16MM	200	29240.045.016	6X30MM	200	29240.060.030
3X25MM	200	29240.030.025	4,5X20MM	200	29240.045.020	6X35MM	200	29240.060.035
3X30MM	200	29240.030.030	4,5X25MM	200	29240.045.025	6X40MM	200	29240.060.040
3X35MM	200	29240.030.035	4,5X30MM	200	29240.045.030	6X45MM	200	29240.060.045
			4,5X35MM	200	29240.045.035	6X50MM	200	29240.060.050
3,5X12MM	200	29240.035.012	4,5X40MM	200	29240.045.040	6X60MM	200	29240.060.060
3,5X16MM	200	29240.035.016	4,5X45MM	200	29240.045.045	6X70MM	200	29240.060.070
3,5X20MM	200	29240.035.020	4,5X50MM	200	29240.045.050	6X80MM	200	29240.060.080
3,5X25MM	200	29240.035.025	4,5X60MM	200	29240.045.060	6X90MM	200	29240.060.090
3,5X30MM	200	29240.035.030	4,5X70MM	200	29240.045.070	6X100MM	200	29240.060.100
3,5X35MM	200	29240.035.035	4,5X80MM	200	29240.045.080	6X110MM	200	29240.060.110
3,5X40MM	200	29240.035.040				6X120MM	200	29240.060.120
			5X20MM	200	29240.050.020	6X130MM	200	29240.060.130
4X12MM	200	29240.040.012	5X25MM	200	29240.050.025	6X140MM	200	29240.060.140
4X16MM	200	29240.040.016	5X30MM	200	29240.050.030	6X150MM	200	29240.060.150
4X20MM	200	29240.040.020	5X35MM	200	29240.050.035	6X160MM	100	29240.060.160
4X25MM	200	29240.040.025	5X40MM	200	29240.050.040			
4X30MM	200	29240.040.030	5X45MM	200	29240.050.045			

- UPOZORNĚNÍ: Elektrolytické pokovení těchto produktů může způsobit vodíkovou křehkost.

29242 Šroub se zápustnou hlavou s křížovou drážkou do dřevotřísky Pozidriv K01A

Materiál Ocel
Povrchová úprava Pozinkované



d x L	✉	Kód výrobku	d x L	✉	Kód výrobku	d x L	✉	Kód výrobku
3X16MM	2000	29242.030.016	3,5X25MM	2000	29242.035.025	4X25MM	2000	29242.040.025
3X20MM	2000	29242.030.020	3,5X30MM	2000	29242.035.030	4X30MM	2000	29242.040.030
3X25MM	2000	29242.030.025	3,5X40MM	2000	29242.035.040	4X35MM	2000	29242.040.035
						4X40MM	2000	29242.040.040
3,5X16MM	2000	29242.035.016	4X16MM	2000	29242.040.016	4X45MM	2000	29242.040.045
3,5X20MM	2000	29242.035.020	4X20MM	2000	29242.040.020	4X50MM	2000	29242.040.050

- UPOZORNĚNÍ: Elektrolytické pokovení těchto produktů může způsobit vodíkovou křehkost.

29248 HECO-FIX PLUS Šroub se zápustnou hlavou s křížovou drážkou do dřevotřísky Pozidriv K04A

Materiál Ocel
Povrchová úprava Pozinkované

d x L	✉	Kód výrobku	d x L	✉	Kód výrobku	d x L	✉	Kód výrobku
2,5X10MM	200	29248.025.010	4X20MM	200	29248.040.020	5X40MM	200	29248.050.040
2,5X12MM	200	29248.025.012	4X25MM	200	29248.040.025	5X45MM	200	29248.050.045
2,5X16MM	200	29248.025.016	4X30MM	200	29248.040.030	5X50MM	200	29248.050.050
2,5X20MM	200	29248.025.020	4X35MM	200	29248.040.035	5X60MM	200	29248.050.060
			4X40MM	200	29248.040.040	5X70MM	200	29248.050.070
3X10MM	200	29248.030.010	4X45MM	200	29248.040.045	5X80MM	200	29248.050.080
3X12MM	200	29248.030.012	4X50MM	200	29248.040.050	5X90MM	200	29248.050.090
3X16MM	200	29248.030.016	4X55MM	200	29248.040.055	5X100MM	200	29248.050.100
3X20MM	200	29248.030.020	4X60MM	200	29248.040.060			
3X25MM	200	29248.030.025	4X70MM	200	29248.040.070	6X30MM	200	29248.060.030
3X30MM	200	29248.030.030				6X35MM	200	29248.060.035
3X35MM	200	29248.030.035	4,5X16MM	200	29248.045.016	6X40MM	200	29248.060.040
3X40MM	200	29248.030.040	4,5X20MM	200	29248.045.020	6X45MM	200	29248.060.045
3X45MM	500	29248.030.045	4,5X25MM	200	29248.045.025	6X50MM	200	29248.060.050
			4,5X30MM	200	29248.045.030	6X60MM	200	29248.060.060
3,5X12MM	1000	29248.035.012	4,5X35MM	200	29248.045.035	6X70MM	200	29248.060.070
3,5X15MM	200	29248.035.015	4,5X40MM	200	29248.045.040	6X80MM	100	29248.060.080
3,5X16MM	200	29248.035.016	4,5X45MM	200	29248.045.045	6X90MM	100	29248.060.090
3,5X20MM	200	29248.035.020	4,5X50MM	200	29248.045.050	6X100MM	100	29248.060.100
3,5X25MM	200	29248.035.025	4,5X60MM	200	29248.045.060	6X110MM	100	29248.060.110
3,5X30MM	200	29248.035.030	4,5X70MM	200	29248.045.070	6X120MM	100	29248.060.120
3,5X35MM	200	29248.035.035	4,5X80MM	200	29248.045.080	6X130MM	100	29248.060.130
3,5X40MM	200	29248.035.040				6X140MM	100	29248.060.140
3,5X45MM	200	29248.035.045	5X20MM	200	29248.050.020	6X150MM	100	29248.060.150
3,5X50MM	200	29248.035.050	5X25MM	200	29248.050.025	6X160MM	100	29248.060.160
			5X30MM	200	29248.050.030	6X180MM	100	29248.060.180
4X16MM	200	29248.040.016	5X35MM	200	29248.050.035	6X200MM	100	29248.060.200

- Specifické vlastnosti šroubů HECO-FIX PLUS do dřevotřísky:
- Snížení potřebného utahovacího momentu až o 30 %.
- Snadnější manipulace.
- Podstatné zvýšení šroubovacího výkonu při použití šroubováků s akumulátorovou baterií.
- Snížení axiálních sil a tím menší opotřebení šroubovacích nástavců.
- Vzhledem ke geometrii závitů je k uvolnění spoje nutný vyšší moment, čímž je zaručeno bezpečné šroubové spojení.
- Upozornění: elektrolytické pokovení těchto produktů může způsobit vodíkovou křehkost.

29440 Šroub se zápustnou hlavou s křížovou drážkou do dřevotřísky Pozidriv K01B

Materiál Ocel
Povrchová úprava Pozinkované žlutě pasivované

d x L	✉	Kód výrobku	d x L	✉	Kód výrobku	d x L	✉	Kód výrobku
2,5X12MM	200	29440.025.013	3X25MM	200	29440.030.025	3,5X35MM	200	29440.035.035
2,5X15MM	200	29440.025.015	3X30MM	200	29440.030.030	3,5X40MM	200	29440.035.040
2,5X16MM	200	29440.025.016	3X35MM	200	29440.030.035	3,5X45MM	200	29440.035.045
2,5X17MM	200	29440.025.017				3,5X50MM	200	29440.035.050
			3,5X12MM	200	29440.035.012			
3X10MM	200	29440.030.010	3,5X16MM	200	29440.035.016	4X12MM	200	29440.040.012
3X12MM	200	29440.030.012	3,5X20MM	200	29440.035.020	4X16MM	200	29440.040.016
3X16MM	200	29440.030.016	3,5X25MM	200	29440.035.025	4X20MM	200	29440.040.020
3X20MM	200	29440.030.020	3,5X30MM	200	29440.035.030	4X25MM	200	29440.040.025

29440 Šroub se zápustnou hlavou s křížovou drážkou do dřevotřísky Pozidriv

d x L	✉	Kód výrobku	d x L	✉	Kód výrobku	d x L	✉	Kód výrobku
4X30MM	200	29440.040.030	4,5X60MM	200	29440.045.060	5X100MM	200	29440.050.100
4X35MM	200	29440.040.035	4,5X70MM	200	29440.045.070			
4X40MM	200	29440.040.040	4,5X80MM	200	29440.045.080	6X30MM	200	29440.060.030
4X45MM	200	29440.040.045				6X40MM	200	29440.060.040
4X50MM	200	29440.040.050	5X20MM	200	29440.050.020	6X50MM	200	29440.060.050
4X60MM	200	29440.040.060	5X25MM	200	29440.050.025	6X60MM	200	29440.060.060
4X70MM	200	29440.040.070	5X30MM	200	29440.050.030	6X70MM	200	29440.060.070
			5X35MM	200	29440.050.035	6X80MM	200	29440.060.080
4,5X16MM	200	29440.045.016	5X40MM	200	29440.050.040	6X90MM	200	29440.060.090
4,5X20MM	200	29440.045.020	5X45MM	200	29440.050.045	6X100MM	200	29440.060.100
4,5X25MM	200	29440.045.025	5X50MM	200	29440.050.050	6X110MM	200	29440.060.110
4,5X30MM	200	29440.045.030	5X55MM	200	29440.050.055	6X120MM	200	29440.060.120
4,5X35MM	200	29440.045.035	5X60MM	200	29440.050.060	6X130MM	200	29440.060.130
4,5X40MM	200	29440.045.040	5X70MM	200	29440.050.070	6X140MM	200	29440.060.140
4,5X45MM	200	29440.045.045	5X80MM	200	29440.050.080	6X150MM	200	29440.060.150
4,5X50MM	200	29440.045.050	5X90MM	200	29440.050.090			

- UPOZORNĚNÍ: Elektrolytické pokovení těchto produktů může způsobit vodíkovou křehkost.

51750 Šroub se zápustnou hlavou s křížovou drážkou do dřevotřísky Pozidriv R03A

Materiál Nerezocel A2

6

d x L	✉	Kód výrobku	d x L	✉	Kód výrobku	d x L	✉	Kód výrobku
3X10MM	200	51750.030.010	4X25MM	200	51750.040.025	5X45MM	200	51750.050.045
3X12MM	200	51750.030.012	4X30MM	200	51750.040.030	5X50MM	200	51750.050.050
3X13MM	200	51750.030.013	4X35MM	200	51750.040.035	5X55MM*	200	51750.050.055
3X14MM	200	51750.030.014	4X40MM	200	51750.040.040	5X60MM	200	51750.050.060
3X16MM	200	51750.030.016	4X45MM	200	51750.040.045	5X65MM*	100	51750.050.065
3X20MM	200	51750.030.020	4X50MM	200	51750.040.050	5X70MM	200	51750.050.070
3X25MM	200	51750.030.025	4X60MM	200	51750.040.060	5X80MM	200	51750.050.080
3X30MM	200	51750.030.030	4X70MM	200	51750.040.070	5X90MM	100	51750.050.090
3X35MM	200	51750.030.035				5X100MM	100	51750.050.100
3X40MM	200	51750.030.040	4,5X20MM	200	51750.045.020	5X120MM	100	51750.050.120
3X50MM*	200	51750.030.050	4,5X25MM	200	51750.045.025			
			4,5X30MM	200	51750.045.030	6X20MM*	100	51750.060.020
3,5X12MM*	500	51750.035.012	4,5X35MM	200	51750.045.035	6X25MM*	100	51750.060.025
3,5X13MM	200	51750.035.013	4,5X40MM	200	51750.045.040	6X30MM	100	51750.060.030
3,5X16MM	200	51750.035.016	4,5X45MM	200	51750.045.045	6X35MM	100	51750.060.035
3,5X20MM	200	51750.035.020	4,5X50MM	200	51750.045.050	6X40MM	100	51750.060.040
3,5X25MM	200	51750.035.025	4,5X60MM	200	51750.045.060	6X50MM	100	51750.060.050
3,5X30MM	200	51750.035.030	4,5X70MM	200	51750.045.070	6X60MM	100	51750.060.060
3,5X35MM	200	51750.035.035				6X70MM	100	51750.060.070
3,5X40MM	200	51750.035.040	5X20MM	200	51750.050.020	6X80MM	100	51750.060.080
			5X25MM	200	51750.050.025	6X90MM	100	51750.060.090
4X12MM*	500	51750.040.012	5X30MM	200	51750.050.030	6X100MM	100	51750.060.100
4X16MM	200	51750.040.016	5X35MM	200	51750.050.035	6X110MM	100	51750.060.110
4X20MM	200	51750.040.020	5X40MM	200	51750.050.040	6X120MM	100	51750.060.120

55750 Šroub se zápustnou hlavou s křížovou drážkou do dřevotřísky Pozidriv R43A

Materiál Nerezocel A4

d x L	✉	Kód výrobku	d x L	✉	Kód výrobku	d x L	✉	Kód výrobku
3X12MM	200	55750.030.012	4X20MM	200	55750.040.020			
3X16MM	200	55750.030.016	4X25MM	200	55750.040.025	5X20MM*	500	55750.050.020
3X20MM	200	55750.030.020	4X30MM	200	55750.040.030	5X30MM	200	55750.050.030
3X25MM	200	55750.030.025	4X35MM	200	55750.040.035	5X40MM	200	55750.050.040
3X30MM	200	55750.030.030	4X40MM	200	55750.040.040	5X50MM	200	55750.050.050
			4X45MM	200	55750.040.045	5X60MM	200	55750.050.060
3,5X12MM	200	55750.035.012	4X50MM	200	55750.040.050	5X65MM*	100	55750.050.065
3,5X16MM	200	55750.035.016	4X60MM	200	55750.040.060	5X70MM	200	55750.050.070
3,5X20MM	200	55750.035.020	4X70MM*	200	55750.040.070			
3,5X25MM	200	55750.035.025				6X40MM	100	55750.060.040
3,5X30MM	200	55750.035.030	4,5X20MM*	500	55750.045.020	6X50MM*	100	55750.060.050
3,5X35MM	200	55750.035.035	4,5X40MM*	200	55750.045.040	6X60MM	100	55750.060.060
3,5X40MM	200	55750.035.040	4,5X45MM*	200	55750.045.045	6X70MM	100	55750.060.070
			4,5X50MM*	200	55750.045.050	6X80MM	100	55750.060.080
4X12MM	200	55750.040.012	4,5X60MM*	200	55750.045.060	6X90MM	100	55750.060.090
4X16MM	200	55750.040.016	4,5X70MM*	200	55750.045.070			

29349 HECO TOPIX Šroub se zápustnou hlavou s křížovou drážkou do dřevotřísky Pozidriv K04A

Materiál Ocel
Povrchová úprava Pozinkované

d x L	✉	Kód výrobku	d x L	✉	Kód výrobku	d x L	✉	Kód výrobku
3,5X20MM	1000	29349.035.020	4X50MM	500	29349.040.050	5X60MM	200	29349.050.060
3,5X25MM	1000	29349.035.025	4X60MM	200	29349.040.060	5X70MM	200	29349.050.070
3,5X30MM	1000	29349.035.030	4X70MM	200	29349.040.070	5X80MM	200	29349.050.080
3,5X35MM	1000	29349.035.035				5X90MM	200	29349.050.090
3,5X40MM	500	29349.035.040	4,5X30MM	500	29349.045.030	5X100MM	200	29349.050.100
3,5X45MM	500	29349.035.045	4,5X35MM	500	29349.045.035	5X120MM	100	29349.050.120
3,5X50MM	500	29349.035.050	4,5X40MM	500	29349.045.040			
			4,5X45MM	500	29349.045.045	6X50MM	200	29349.060.050
4X25MM	1000	29349.040.025	4,5X50MM	200	29349.045.050	6X80MM	200	29349.060.080
4X30MM	1000	29349.040.030	4,5X60MM	200	29349.045.060	6X100MM	100	29349.060.100
4X35MM	1000	29349.040.035				6X110MM	100	29349.060.110
4X40MM	500	29349.040.040	5X40MM	500	29349.050.040	6X120MM	100	29349.060.120
4X45MM	500	29349.040.045	5X50MM	200	29349.050.050			

- UPOZORNĚNÍ: Elektrolytické pokovení těchto produktů může způsobit vodíkovou křehkost.

29353 HECO TOPIX Šroub se zápustnou hlavou s křížovou drážkou do dřevotřísky Pozidriv K04A

Materiál Ocel
Povrchová úprava Pozinkované žlutě pasivované

d x L	✉	Kód výrobku	d x L	✉	Kód výrobku	d x L	✉	Kód výrobku
3,5X15MM	1000	29353.035.015	4X60MM	200	29353.040.060	5X60MM	200	29353.050.060
3,5X30MM	1000	29353.035.030				5X70MM	200	29353.050.070
3,5X35MM	1000	29353.035.035	4,5X30MM	500	29353.045.030	5X80MM	200	29353.050.080
			4,5X35MM	500	29353.045.035			
4X25MM	1000	29353.040.025	4,5X40MM	500	29353.045.040	6X80MM	100	29353.060.080
4X30MM	1000	29353.040.030	4,5X70MM	200	29353.045.070	6X90MM	100	29353.060.090
4X35MM	500	29353.040.035				6X100MM	100	29353.060.100
4X40MM	500	29353.040.040	5X40MM	500	29353.050.040	6X120MM	100	29353.060.120
4X50MM	500	29353.040.050	5X50MM	200	29353.050.050			

- UPOZORNĚNÍ: Elektrolytické pokovení těchto produktů může způsobit vodíkovou křehkost.

29370 HECO UNIX PLUS Šroub se zápustnou hlavou s křížovou drážkou do dřevotřísky Pozidriv K04A

Materiál Ocel
Povrchová úprava Pozinkované

d x L	✉	Kód výrobku	d x L	✉	Kód výrobku	d x L	✉	Kód výrobku
3,5X20MM	1000	29370.035.020	4X60MM	200	29370.040.060	5X45MM	200	29370.050.045
3,5X25MM	1000	29370.035.025				5X50MM	200	29370.050.050
3,5X30MM	1000	29370.035.030	4,5X25MM	500	29370.045.025	5X60MM	200	29370.050.060
3,5X35MM	1000	29370.035.035	4,5X30MM	500	29370.045.030	5X80MM	200	29370.050.080
3,5X40MM	500	29370.035.040	4,5X35MM	500	29370.045.035			
3,5X50MM	500	29370.035.050	4,5X40MM	500	29370.045.040	6X35MM	200	29370.060.035
			4,5X45MM	500	29370.045.045	6X40MM	200	29370.060.040
4X25MM	1000	29370.040.025	4,5X50MM	200	29370.045.050	6X45MM	200	29370.060.045
4X30MM	1000	29370.040.030	4,5X60MM	200	29370.045.060	6X50MM	200	29370.060.050
4X35MM	500	29370.040.035				6X60MM	200	29370.060.060
4X40MM	500	29370.040.040	5X30MM	500	29370.050.030	6X80MM	100	29370.060.080
4X45MM	500	29370.040.045	5X35MM	500	29370.050.035	6X100MM	100	29370.060.100
4X50MM	500	29370.040.050	5X40MM	500	29370.050.040	6X120MM	100	29370.060.120

- UPOZORNĚNÍ: Elektrolytické pokovení těchto produktů může způsobit vodíkovou křehkost.

Šroub do dřevotřísky se zápustnou hlavou s křížovou drážkou a otvorem

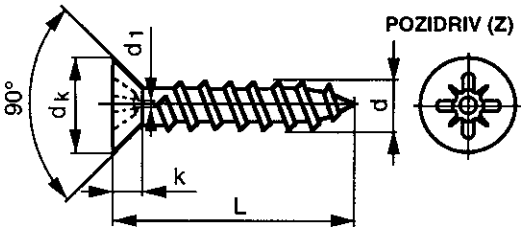

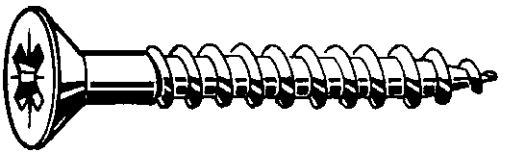

Technické údaje

d	d_1	d_k	k	Čís. křížové drážky
4	2.5	8	2.6	2
4.5	2.5	9	2.9	2
5	2.5	10	3.2	2
6	2.5	12	3.9	3

- Všechny rozměry jsou vodítkem a mohou se odlišovat podle výrobce.

29385 **Šroub do dřevotřísky se zápustnou hlavou s křížovou drážkou a otvorem Phillips** **K03A**

Materiál Ocel
Povrchová úprava Pozinkované

6

d x L	✉	Kód výrobku	d x L	✉	Kód výrobku	d x L	✉	Kód výrobku
4X50MM	200	29385.040.050	4,5X60MM	200	29385.045.060			
			4,5X70MM	200	29385.045.070	6X50MM	200	29385.060.050
4,5X20MM	200	29385.045.020				6X60MM	100	29385.060.060
4,5X25MM	200	29385.045.025	5X40MM	200	29385.050.040	6X70MM	100	29385.060.070
4,5X30MM	200	29385.045.030	5X50MM	200	29385.050.050	6X80MM	100	29385.060.080
4,5X35MM	200	29385.045.035	5X60MM	200	29385.050.060	6X90MM	100	29385.060.090
4,5X40MM	200	29385.045.040	5X70MM	200	29385.050.070	6X100MM	100	29385.060.100
4,5X45MM	200	29385.045.045	5X80MM	200	29385.050.080	6X110MM	100	29385.060.110
4,5X50MM	200	29385.045.050	5X100MM	200	29385.050.100			

- UPOZORNĚNÍ: Elektrolytické pokovení těchto produktů může způsobit vodíkovou křehkost.

Šroub do dřevotřísky s malou zápustnou hlavou s křížovou drážkou

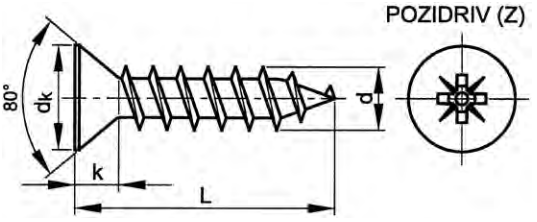

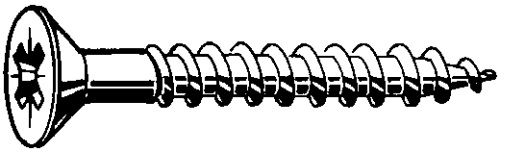

Technické údaje

d	d_k	k	Čís. křížové drážky
3	5	1.9	1

- Všechny rozměry jsou vodítkem a mohou se odlišovat podle výrobce.

29243 **Šroub do dřevotřísky s malou zápustnou hlavou s křížovou drážkou Pozidriv** **K03A**

Materiál Ocel
Povrchová úprava Pozinkované žlutě pasivované

d x L	✉	Kód výrobku	d x L	✉	Kód výrobku	d x L	✉	Kód výrobku
3X13MM	200	29243.030.013	3X17MM	200	29243.030.017	3X25MM	200	29243.030.025
3X15MM	200	29243.030.015	3X20MM	200	29243.030.020			

- UPOZORNĚNÍ: Elektrolytické pokovení těchto produktů může způsobit vodíkovou křehkost.

6

Šroub do dřevotřísky se zápustnou hlavou s T-hvězdicí drážkou

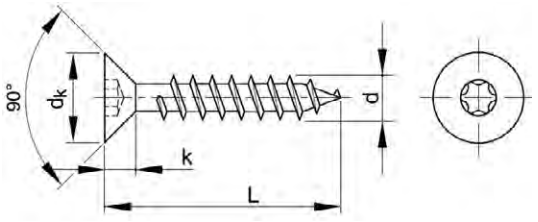

Technické údaje

d	d_k	Drážka	k	d	d_k	Drážka	k
3	6	T10	1.9	5	10	T25	3.2
3.5	7	T15	2.3	6	12	T30	3.5
4	8	T20	2.6	8	14	T40	4.1
4.5	9	T25	2.9				

- Všechny rozměry jsou vodítkem a mohou se odlišovat podle výrobce.

Skupiny produktů

Typ drážky	Materiál	Povrchová úprava		Kód	Strana
T-hvězdice	Oc	Zn		29310	6-160
T-hvězdice	Oc	Zn	HECO-TOPIX	29360	6-160
T-hvězdice	Oc	Zn	HECO-UNIX TOP	29375	6-160
T-hvězdice	NO A2			51775	6-161
T-hvězdice	NO A4			55775	6-161

29310 Šroub do dřevotřísky se zápustnou hlavou s T-hvězdicí drážkou K01A

Materiál Ocel
Povrchová úprava Pozinkované

d x L	✉	Kód výrobku	d x L	✉	Kód výrobku	d x L	✉	Kód výrobku
3X16MM	200	29310.030.016	4X30MM	200	29310.040.030	4,5X70MM	200	29310.045.070
3X20MM	200	29310.030.020	4X35MM	200	29310.040.035			
3X25MM	200	29310.030.025	4X40MM	200	29310.040.040	5X20MM	1000	29310.050.020
3X30MM	200	29310.030.030	4X45MM	200	29310.040.045	5X25MM	1000	29310.050.025
			4X50MM	200	29310.040.050	5X30MM	200	29310.050.030
3,5X16MM	200	29310.035.016	4X60MM	200	29310.040.060	5X35MM	200	29310.050.035
3,5X20MM	200	29310.035.020				5X40MM	200	29310.050.040
3,5X25MM	200	29310.035.025	4,5X20MM	200	29310.045.020	5X45MM	200	29310.050.045
3,5X30MM	200	29310.035.030	4,5X25MM	200	29310.045.025	5X50MM	200	29310.050.050
3,5X35MM	200	29310.035.035	4,5X30MM	200	29310.045.030	5X60MM	200	29310.050.060
3,5X40MM	200	29310.035.040	4,5X35MM	200	29310.045.035	5X70MM	200	29310.050.070
			4,5X40MM	200	29310.045.040	5X80MM	200	29310.050.080
4X16MM	200	29310.040.016	4,5X45MM	200	29310.045.045	5X90MM	200	29310.050.090
4X20MM	200	29310.040.020	4,5X50MM	200	29310.045.050	5X100MM	200	29310.050.100
4X25MM	200	29310.040.025	4,5X60MM	200	29310.045.060			

- UPOZORNĚNÍ: Elektrolytické pokovení těchto produktů může způsobit vodíkovou křehkost.

6

29360 HECO TOPIX Šroub do dřevotřísky se zápustnou hlavou s T-hvězdicí drážkou K04A

Materiál Ocel
Povrchová úprava Pozinkované

d x L	✉	Kód výrobku	d x L	✉	Kód výrobku	d x L	✉	Kód výrobku
3,5X30MM	1000	29360.035.030	4,5X40MM	500	29360.045.040	5X100MM	200	29360.050.100
3,5X35MM	1000	29360.035.035	4,5X45MM	500	29360.045.045			
3,5X40MM	500	29360.035.040	4,5X50MM	200	29360.045.050	6X50MM	200	29360.060.050
3,5X50MM	500	29360.035.050	4,5X60MM	200	29360.045.060	6X60MM	200	29360.060.060
			4,5X70MM	200	29360.045.070	6X70MM	200	29360.060.070
4X30MM	1000	29360.040.030	4,5X80MM	200	29360.045.080	6X80MM	100	29360.060.080
4X35MM	500	29360.040.035				6X90MM	100	29360.060.090
4X40MM	500	29360.040.040	5X40MM	500	29360.050.040	6X100MM	100	29360.060.100
4X45MM	500	29360.040.045	5X50MM	200	29360.050.050	6X120MM	100	29360.060.120
4X50MM	500	29360.040.050	5X60MM	200	29360.050.060	6X140MM	100	29360.060.140
4X60MM	200	29360.040.060	5X70MM	200	29360.050.070	6X160MM	100	29360.060.160
4X70MM	200	29360.040.070	5X80MM	200	29360.050.080	6X180MM	100	29360.060.180
			5X90MM	200	29360.050.090	6X200MM	100	29360.060.200

- UPOZORNĚNÍ: Elektrolytické pokovení těchto produktů může způsobit vodíkovou křehkost.

29375 HECO UNIX TOP Šroub do dřevotřísky se zápustnou hlavou s T-hvězdicí drážkou K04A

Materiál Ocel
Povrchová úprava Pozinkované

d x L	✉	Kód výrobku	d x L	✉	Kód výrobku	d x L	✉	Kód výrobku
3,5X30MM	1000	29375.035.030	4,5X40MM	500	29375.045.040	5X90MM	200	29375.050.090
3,5X35MM	1000	29375.035.035	4,5X45MM	500	29375.045.045	5X100MM	100	29375.050.100
3,5X40MM	500	29375.035.040	4,5X50MM	200	29375.045.050	5X120MM	100	29375.050.120
3,5X45MM	500	29375.035.045	4,5X60MM	200	29375.045.060			
3,5X50MM	500	29375.035.050	4,5X70MM	200	29375.045.070	6X50MM	200	29375.060.050
			4,5X80MM	200	29375.045.080	6X60MM	200	29375.060.060
4X35MM	500	29375.040.035				6X70MM	200	29375.060.070
4X40MM	500	29375.040.040	5X40MM	500	29375.050.040	6X80MM	100	29375.060.080
4X45MM	500	29375.040.045	5X45MM	200	29375.050.045	6X90MM	100	29375.060.090
4X50MM	500	29375.040.050	5X50MM	200	29375.050.050	6X100MM	100	29375.060.100
4X60MM	200	29375.040.060	5X60MM	200	29375.050.060	6X120MM	100	29375.060.120
4X70MM	200	29375.040.070	5X70MM	200	29375.050.070	6X140MM	100	29375.060.140
			5X80MM	200	29375.050.080	6X160MM	100	29375.060.160

- UPOZORNĚNÍ: Elektrolytické pokovení těchto produktů může způsobit vodíkovou křehkost.

51775 Šroub do dřevotřísky se zápustnou hlavou s T-hvězdicí drážkou R03A

Materiál Nerezocel A2

d x L	✉	Kód výrobku
3X10MM*	500	51775.030.010
3X12MM*	500	51775.030.012
3X16MM	200	51775.030.016
3X20MM	200	51775.030.020
3X25MM	200	51775.030.025
3X30MM	200	51775.030.030
3X35MM	200	51775.030.035
3X40MM	200	51775.030.040
3X50MM*	200	51775.030.050
3,5X12MM*	500	51775.035.012
3,5X16MM	200	51775.035.016
3,5X20MM	200	51775.035.020
3,5X25MM	200	51775.035.025
3,5X30MM	200	51775.035.030
3,5X35MM	200	51775.035.035
3,5X40MM	200	51775.035.040
4X12MM*	500	51775.040.012
4X16MM	200	51775.040.016
4X20MM	200	51775.040.020
4X25MM	200	51775.040.025
4X30MM	200	51775.040.030
4X35MM	200	51775.040.035

d x L	✉	Kód výrobku
4X40MM	200	51775.040.040
4X45MM	200	51775.040.045
4X50MM	200	51775.040.050
4X60MM	200	51775.040.060
4X70MM	200	51775.040.070
4,5X20MM	200	51775.045.020
4,5X25MM	200	51775.045.025
4,5X30MM	200	51775.045.030
4,5X35MM	200	51775.045.035
4,5X40MM	200	51775.045.040
4,5X45MM	200	51775.045.045
4,5X50MM	200	51775.045.050
4,5X60MM	200	51775.045.060
4,5X70MM*	200	51775.045.070
5X20MM	200	51775.050.020
5X25MM	200	51775.050.025
5X30MM	200	51775.050.030
5X35MM	200	51775.050.035
5X40MM	200	51775.050.040
5X45MM	200	51775.050.045
5X50MM	200	51775.050.050
5X55MM*	200	51775.050.055

d x L	✉	Kód výrobku
5X60MM	200	51775.050.060
5X65MM*	100	51775.050.065
5X70MM	200	51775.050.070
5X80MM	100	51775.050.080
5X90MM	100	51775.050.090
5X100MM*	100	51775.050.100
5X120MM	100	51775.050.120
6X20MM*	100	51775.060.020
6X25MM*	100	51775.060.025
6X30MM*	100	51775.060.030
6X35MM*	100	51775.060.035
6X40MM	100	51775.060.040
6X50MM*	100	51775.060.050
6X60MM	100	51775.060.060
6X70MM*	100	51775.060.070
6X80MM	100	51775.060.080
6X90MM*	100	51775.060.090
6X100MM*	100	51775.060.100
6X120MM	100	51775.060.120
8X60MM*	100	51775.080.060
8X90MM	100	51775.080.090

6

55775 Šroub do dřevotřísky se zápustnou hlavou s T-hvězdicí drážkou R43A

Materiál Nerezocel A4

d x L	✉	Kód výrobku
3X16MM*	200	55775.030.016
3X20MM*	200	55775.030.020
3X25MM*	200	55775.030.025
3X30MM*	200	55775.030.030
3X40MM*	200	55775.030.040
3,5X16MM*	200	55775.035.016
3,5X20MM*	200	55775.035.020
3,5X25MM*	200	55775.035.025
3,5X30MM*	200	55775.035.030
3,5X35MM*	200	55775.035.035
3,5X40MM*	200	55775.035.040
3,5X45MM*	200	55775.035.045
4X16MM*	200	55775.040.016
4X20MM*	200	55775.040.020
4X25MM*	200	55775.040.025

d x L	✉	Kód výrobku
4X30MM*	200	55775.040.030
4X35MM*	200	55775.040.035
4X40MM*	200	55775.040.040
4X45MM*	200	55775.040.045
4X50MM*	200	55775.040.050
4X60MM*	200	55775.040.060
4,5X20MM*	200	55775.045.020
4,5X25MM*	200	55775.045.025
4,5X30MM*	200	55775.045.030
4,5X35MM*	200	55775.045.035
4,5X40MM*	200	55775.045.040
4,5X45MM*	200	55775.045.045
4,5X50MM*	200	55775.045.050
4,5X55MM*	200	55775.045.055
4,5X60MM*	200	55775.045.060
4,5X70MM*	200	55775.045.070

d x L	✉	Kód výrobku
5X20MM*	200	55775.050.020
5X25MM*	200	55775.050.025
5X30MM*	200	55775.050.030
5X35MM*	200	55775.050.035
5X40MM*	200	55775.050.040
5X45MM*	200	55775.050.045
5X50MM*	200	55775.050.050
5X55MM*	200	55775.050.055
5X60MM*	100	55775.050.060
5X70MM*	100	55775.050.070
5X80MM*	100	55775.050.080
5X90MM*	100	55775.050.090
5X100MM*	100	55775.050.100
5X120MM*	100	55775.050.120

Šroub do dřevotřísky se zápustnou hlavou s T-hvězdicí drážkou

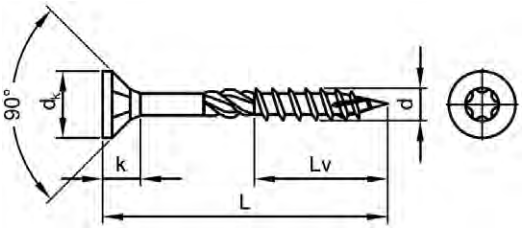

Technické údaje

d	d_k (max.)	Drážka	k (max.)
3.5	7.0	T15	2.1
4	8.0	T15	2.5
4.5	9.0	T25	2.7
5	9.7	T25	3.0
6	11.8	T25	3.6

51773 **HECO TOPIX Šroub do dřevotřísky se zápustnou hlavou s T-hvězdicí drážkou** **K04A**

Materiál Nerezocel A2

6

d x L	✉	Kód výrobku	d x L	✉	Kód výrobku	d x L	✉	Kód výrobku
3,5X30MM	200	51773.035.030				5X70MM	200	51773.050.070
3,5X35MM	200	51773.035.035	4,5X40MM	200	51773.045.040	5X80MM	200	51773.050.080
3,5X40MM	200	51773.035.040	4,5X45MM	200	51773.045.045	5X90MM	200	51773.050.090
3,5X45MM	200	51773.035.045	4,5X50MM	200	51773.045.050	5X100MM	200	51773.050.100
3,5X50MM	200	51773.035.050	4,5X60MM	200	51773.045.060			
			4,5X70MM	200	51773.045.070	6X50MM	200	51773.060.050
4X30MM	200	51773.040.030	4,5X80MM	200	51773.045.080	6X60MM	200	51773.060.060
4X35MM	200	51773.040.035				6X70MM	200	51773.060.070
4X40MM	200	51773.040.040	5X40MM	200	51773.050.040	6X80MM	100	51773.060.080
4X45MM	200	51773.040.045	5X45MM	200	51773.050.045	6X90MM	200	51773.060.090
4X50MM	200	51773.040.050	5X50MM	200	51773.050.050	6X100MM	100	51773.060.100
4X60MM	200	51773.040.060	5X60MM	200	51773.050.060	6X120MM	100	51773.060.120

Dvojitý vrut do dřevotřísky se zápustnou hlavou

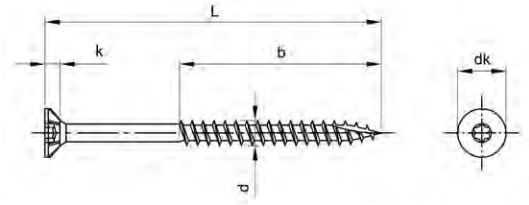

Technické údaje

d	d_k	Drážka	k
3	6	T10	1.9
3.5	7	T10	2.1
4	8	T20	2.5
4.5	9	T20	2.7
5	10	T25	3
6	12	T25	3.6

55755 **Dvojitý vrut do dřevotřísky se zápustnou hlavou** **R43A**

Materiál Nerezocel A4

d x L x b	✉	Kód výrobku	d x L x b	✉	Kód výrobku	d x L x b	✉	Kód výrobku
3X12x12MM*	500	55755.030.012	4X45x30MM*	200	55755.040.045	5X45x30MM*	200	55755.050.045
3X16x16MM*	500	55755.030.016	4X50x30MM*	200	55755.040.050	5X50x30MM*	200	55755.050.050
3X20x20MM*	500	55755.030.020	4X60x36MM*	200	55755.040.060	5X55x36MM*	200	55755.050.055
3X25x18MM*	500	55755.030.025	4X70x42MM*	200	55755.040.070	5X60x36MM*	100	55755.050.060
3X30x18MM*	500	55755.030.030				5X70x42MM*	100	55755.050.070
3X40x24MM*	200	55755.030.040	4,5X20x20MM*	500	55755.045.020	5X80x48MM*	100	55755.050.080
			4,5X25x18MM*	500	55755.045.025	5X90x54MM*	100	55755.050.090
3,5X16x16MM*	500	55755.035.016	4,5X30x18MM*	500	55755.045.030	5X100x60MM*	100	55755.050.100
3,5X20x20MM*	500	55755.035.020	4,5X35x24MM*	500	55755.045.035	5X120x70MM*	100	55755.050.120
3,5X25x18MM*	500	55755.035.025	4,5X40x24MM*	200	55755.045.040			
3,5X30x18MM*	500	55755.035.030	4,5X45x30MM*	200	55755.045.045	6X30x20MM*	100	55755.060.030
3,5X35x24MM*	500	55755.035.035	4,5X50x30MM*	200	55755.045.050	6X40x24MM*	100	55755.060.040
3,5X40x24MM*	200	55755.035.040	4,5X55x36MM*	200	55755.045.055	6X45x30MM*	100	55755.060.045
3,5X45x30MM*	200	55755.035.045	4,5X60x36MM*	200	55755.045.060	6X50x30MM*	100	55755.060.050
3,5X50x30MM*	200	55755.035.050	4,5X70x42MM*	200	55755.045.070	6X60x36MM*	100	55755.060.060
			4,5X80x48MM*	200	55755.045.080	6X70x42MM*	100	55755.060.070
4X16x16MM*	500	55755.040.016				6X80x48MM*	100	55755.060.080
4X20x20MM*	500	55755.040.020	5X20x20MM*	500	55755.050.020	6X90x54MM*	100	55755.060.090
4X25x18MM*	500	55755.040.025	5X25x18MM*	500	55755.050.025	6X100x70MM*	100	55755.060.100
4X30x18MM*	500	55755.040.030	5X30x20MM*	500	55755.050.030	6X110x70MM*	100	55755.060.110
4X35x24MM*	500	55755.040.035	5X35x24MM*	500	55755.050.035	6X120x70MM*	100	55755.060.120
4X40x24MM*	200	55755.040.040	5X40x24MM*	200	55755.050.040			

Podlahářský vrut se zápustnou hlavou s drážkou ttap®

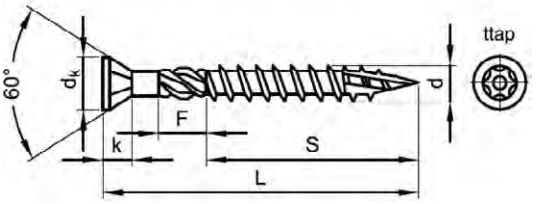

Technické údaje

d	d_k	k	Čís. ttap
5	9	5.1	20

- Pouze celá balení.
- F=9mm pouze v případě L≥40mm.

30250 **Podlahářský vrut se zápustnou hlavou s drážkou ttap®** **MF0A**

Materiál Nerezocel A2

MAXXFAST PROFESSIONAL HARDWARE

RoHS

CE

d x L (S)	✉	Kód výrobku	d x L (S)	✉	Kód výrobku	d x L (S)	✉	Kód výrobku
5X40MM (25)	200	30250.050.040	5X50MM (35)	200	30250.050.050	5X70MM (55)	100	30250.050.070
5X45MM (30)	200	30250.050.045	5X60MM (45)	100	30250.050.060	5X80MM (65)	100	30250.050.080

6

Podlahářský vrut se zápustnou hlavou s T-hvězdicí

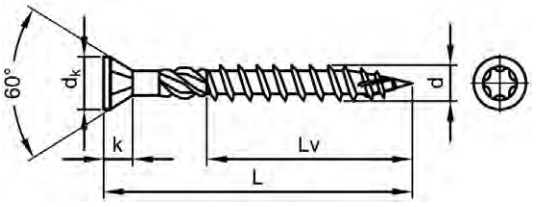

Technické údaje

d	d_k (max.)	Drážka	k (max.)
5	8.5	T25	2.7

51774 **HECO TOPIX podlahový vrut se zápustnou sníženou hlavou s T-hvězdicí** **K04A**

Materiál Nerezocel A2

HECO SCHRAUBEN

RoHS

d x L	✉	Kód výrobku	d x L	✉	Kód výrobku	d x L	✉	Kód výrobku
5X40MM	200	51774.050.040	5X60MM	200	51774.050.060	5X80MM	200	51774.050.080
5X50MM	200	51774.050.050	5X70MM	200	51774.050.070			

Terasový vrut, cylindrická hlava, dvojitý závit

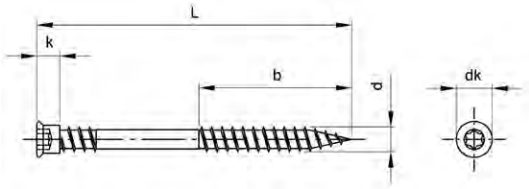



Technické údaje

d	d_k	Drážka	k
5.5	8	No.25	5.1

55561 **Terasový vrut, cylindrická hlava, dvojitý závit** **R03A**

Materiál Nerezocel A4

d x L x b	✉	Kód výrobku	d x L x b	✉	Kód výrobku	d x L x b	✉	Kód výrobku
5,5X40X18MM*	100	55561.055.040	5,5X70X34MM*	100	55561.055.070	5,5X90X36MM*	100	55561.055.090
5,5X50X18MM*	100	55561.055.050	5,5X80X36MM*	100	55561.055.080	5,5X100X36MM*	100	55561.055.100
5,5X60X24MM*	100	55561.055.060						

6

Univerzální vrut do dřeva s válcovou vypouklou hlavou s křížovou drážkou

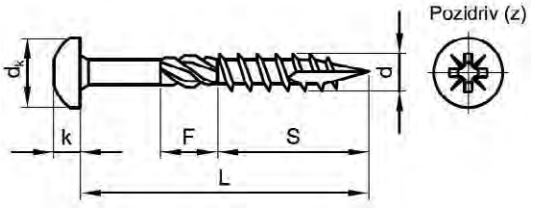

Technické údaje

d	d_k	k	Čís. křížové drážky	d	d_k	k	Čís. křížové drážky
3	6	2.4	1	4.5	9	3.2	2
3.5	7	2.6	2	5	10	3.6	2
4	8	3.0	2	6	12	4.9	3

- Pouze celá balení.
- F=9mm pouze v případě L≥40mm.
- Diameters 3 and 3,5 are unfit for structural timber joints and therefore not CE marked

Skupiny produktů

Typ drážky	Materiál	Povrchová úprava	Kód	Strana
Pozidriv	Oc	Zn	30025	6-165
Pozidriv	Oc	Zn žl	30030	6-166
Pozidriv	NO A2		30040	6-166

30025 **MAXXFAST univerzální vrut do dřeva s válcovou vypouklou hlavou s křížovou drážkou** **MF0A**

Materiál Ocel
Povrchová úprava Pozinkované

MAXXFAST PROFESSIONAL HARDWARE

CE

d x L (S)	✉	Kód výrobku	d x L (S)	✉	Kód výrobku	d x L (S)	✉	Kód výrobku
3X12MM (9)	200	30025.030.012	3,5X16MM (13)	200	30025.035.016	4X12MM (9)	200	30025.040.012
3X16MM (13)	200	30025.030.016	3,5X20MM (17)	200	30025.035.020	4X16MM (13)	200	30025.040.016
3X20MM (17)	200	30025.030.020	3,5X25MM (22)	200	30025.035.025	4X20MM (17)	200	30025.040.020
3X25MM (22)	200	30025.030.025	3,5X30MM (27)	200	30025.035.030	4X25MM (22)	200	30025.040.025
3X30MM (27)	200	30025.030.030	3,5X35MM (32)	200	30025.035.035	4X30MM (27)	200	30025.040.030
			3,5X40MM (25)	200	30025.035.040	4X35MM (32)	200	30025.040.035
3,5X12MM (9)	200	30025.035.012				4X40MM (25)	200	30025.040.040

30025 MAXXFAST univerzální vrut do dřeva s válcovou vypouklou hlavou s křížovou drážkou

d x L (S)	✉	Kód výrobku
4X45MM (30)	200	30025.040.045
4X50MM (35)	200	30025.040.050
4X60MM (45)	200	30025.040.060
4,5X16MM (12)	200	30025.045.016
4,5X20MM (16)	200	30025.045.020
4,5X25MM (21)	200	30025.045.025
4,5X30MM (26)	200	30025.045.030
4,5X35MM (31)	200	30025.045.035
4,5X40MM (25)	200	30025.045.040
4,5X45MM (30)	200	30025.045.045
4,5X50MM (35)	200	30025.045.050
5X16MM (12)	200	30025.050.016
5X20MM (16)	200	30025.050.020
5X25MM (21)	200	30025.050.025
5X30MM (26)	200	30025.050.030
5X35MM (31)	200	30025.050.035
5X40MM (25)	200	30025.050.040
5X45MM (30)	200	30025.050.045
5X50MM (35)	200	30025.050.050
5X60MM (45)	200	30025.050.060
5X70MM (54)	200	30025.050.070
5X80MM (54)	100	30025.050.080
6X30MM (25)	200	30025.060.030
6X40MM (25)	200	30025.060.040
6X50MM (35)	200	30025.060.050
6X60MM (45)	200	30025.060.060
6X80MM (54)	100	30025.060.080
6X100MM (66)	100	30025.060.100

30030 MAXXFAST univerzální vrut do dřeva s válcovou vypouklou hlavou s křížovou drážkou Pozidriv MF0A

Materiál Ocel
Povrchová úprava Pozinkované žlutě pasivované

d x L (S)	✉	Kód výrobku
3X12MM (9)	200	30030.030.012
3X16MM (13)	200	30030.030.016
3X20MM (17)	200	30030.030.020
3X25MM (22)	200	30030.030.025
3X30MM (27)	200	30030.030.030
3,5X12MM (9)	200	30030.035.012
3,5X16MM (13)	200	30030.035.016
3,5X20MM (17)	200	30030.035.020
3,5X25MM (22)	200	30030.035.025
3,5X30MM (27)	200	30030.035.030
3,5X35MM (32)	200	30030.035.035
3,5X40MM (25)	200	30030.035.040
4X12MM (9)	200	30030.040.012
4X16MM (13)	200	30030.040.016
4X20MM (17)	200	30030.040.020
4X25MM (22)	200	30030.040.025
4X30MM (27)	200	30030.040.030
4X35MM (32)	200	30030.040.035
4X40MM (25)	200	30030.040.040
4X45MM (30)	200	30030.040.045
4X50MM (35)	200	30030.040.050
4X60MM (45)	200	30030.040.060
4,5X16MM (12)	200	30030.045.016
4,5X20MM (16)	200	30030.045.020
4,5X25MM (21)	200	30030.045.025
4,5X30MM (26)	200	30030.045.030
4,5X35MM (31)	200	30030.045.035
4,5X40MM (25)	200	30030.045.040
4,5X45MM (30)	200	30030.045.045
4,5X50MM (35)	200	30030.045.050
5X16MM (12)	200	30030.050.016
5X20MM (16)	200	30030.050.020
5X25MM (21)	200	30030.050.025
5X30MM (26)	200	30030.050.030
5X35MM (31)	200	30030.050.035
5X40MM (25)	200	30030.050.040
5X45MM (30)	200	30030.050.045
5X50MM (35)	200	30030.050.050
5X60MM (45)	200	30030.050.060
5X70MM (54)	200	30030.050.070
5X80MM (54)	100	30030.050.080
6X30MM (25)	200	30030.060.030
6X40MM (25)	200	30030.060.040
6X50MM (35)	200	30030.060.050
6X60MM (45)	200	30030.060.060
6X80MM (54)	100	30030.060.080
6X100MM (66)	100	30030.060.100

30040 MAXXFAST univerzální vrut do dřeva s válcovou vypouklou hlavou s křížovou drážkou Pozidriv MF0A

Materiál Nerezocel A2

d x L (S)	✉	Kód výrobku
3X16MM (13)	200	30040.030.016
3X20MM (17)	200	30040.030.020
3X25MM (22)	200	30040.030.025
3X30MM (27)	200	30040.030.030
3,5X16MM (13)	200	30040.035.016
3,5X20MM (17)	200	30040.035.020
3,5X25MM (22)	200	30040.035.025
3,5X30MM (27)	200	30040.035.030
4X16MM (13)	200	30040.040.016
4X20MM (17)	200	30040.040.020
4X25MM (22)	200	30040.040.025
4X30MM (27)	200	30040.040.030
4X35MM (32)	200	30040.040.035
4X40MM (25)	200	30040.040.040
4X45MM (30)	200	30040.040.045
4X50MM (35)	200	30040.040.050
5X20MM (16)	200	30040.050.020
5X25MM (21)	200	30040.050.025
5X30MM (26)	200	30040.050.030
5X40MM (25)	200	30040.050.040
5X50MM (35)	200	30040.050.050
5X60MM (45)	200	30040.050.060

Univerzální vrut do dřeva s válcovou vypouklou hlavou s drážkou ttap®

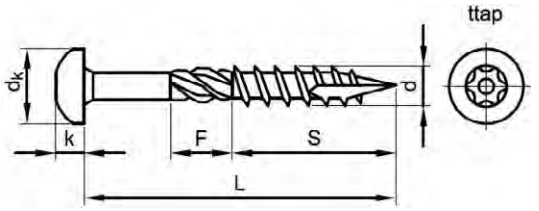



Technické údaje

d	d_k	k	Čís. ttap	d	d_k	k	Čís. ttap
3	6	2.4	10	4.5	9	3.2	20
3.5	7	2.6	15	5	10	3.6	25
4	8	2.9	20	6	12	4.2	25

- Pouze celá balení.
- F=9mm pouze v případě L≥40mm.
- Diameters 3 and 3,5 are unfit for structural timber joints and therefore not CE marked

Skupiny produktů

Typ drážky	Materiál	Povrchová úprava	Kód	Strana
ttap®	Oc	Zn	30125	6-167
ttap®	Oc	Zn žl	30130	6-167
ttap®	NO A2		30140	6-168

6

30125 MAXXFAST univerzální vrut do dřeva s válcovou vypouklou hlavou s drážkou ttap® MF0A

Materiál Ocel
Povrchová úprava Pozinkované

d x L (S)	✉	Kód výrobku	d x L (S)	✉	Kód výrobku	d x L (S)	✉	Kód výrobku
3X12MM (9)	200	30125.030.012	4X30MM (27)	200	30125.040.030	5X20MM (16)	200	30125.050.020
3X16MM (13)	200	30125.030.016	4X35MM (32)	200	30125.040.035	5X25MM (21)	200	30125.050.025
3X20MM (17)	200	30125.030.020	4X40MM (25)	200	30125.040.040	5X30MM (26)	200	30125.050.030
3X25MM (22)	200	30125.030.025	4X45MM (30)	200	30125.040.045	5X35MM (31)	200	30125.050.035
3X30MM (27)	200	30125.030.030	4X50MM (35)	200	30125.040.050	5X40MM (25)	200	30125.050.040
			4X60MM (45)	200	30125.040.060	5X45MM (30)	200	30125.050.045
3,5X12MM (9)	200	30125.035.012				5X50MM (35)	200	30125.050.050
3,5X16MM (13)	200	30125.035.016	4,5X16MM (12)	200	30125.045.016	5X60MM (45)	200	30125.050.060
3,5X20MM (17)	200	30125.035.020	4,5X20MM (16)	200	30125.045.020	5X70MM (54)	200	30125.050.070
3,5X25MM (22)	200	30125.035.025	4,5X25MM (21)	200	30125.045.025	5X80MM (54)	100	30125.050.080
3,5X30MM (27)	200	30125.035.030	4,5X30MM (26)	200	30125.045.030			
3,5X35MM (32)	200	30125.035.035	4,5X35MM (31)	200	30125.045.035	6X30MM (25)	200	30125.060.030
3,5X40MM (25)	200	30125.035.040	4,5X40MM (25)	200	30125.045.040	6X40MM (25)	200	30125.060.040
			4,5X45MM (30)	200	30125.045.045	6X50MM (35)	200	30125.060.050
4X12MM (9)	200	30125.040.012	4,5X50MM (35)	200	30125.045.050	6X60MM (45)	200	30125.060.060
4X16MM (13)	200	30125.040.016				6X80MM (54)	100	30125.060.080
4X20MM (17)	200	30125.040.020	5X16MM (12)	200	30125.050.016	6X100MM (66)	100	30125.060.100
4X25MM (22)	200	30125.040.025						

30130 MAXXFAST univerzální vrut do dřeva s válcovou vypouklou hlavou s drážkou ttap® MF0A

Materiál Ocel
Povrchová úprava Pozinkované žlutě pasivované

d x L (S)	✉	Kód výrobku	d x L (S)	✉	Kód výrobku	d x L (S)	✉	Kód výrobku
3X12MM (9)	200	30130.030.012	3,5X40MM (25)	200	30130.035.040			
3X16MM (13)	200	30130.030.016				4,5X16MM (12)	200	30130.045.016
3X20MM (17)	200	30130.030.020	4X12MM (9)	200	30130.040.012	4,5X20MM (16)	200	30130.045.020
3X25MM (22)	200	30130.030.025	4X16MM (13)	200	30130.040.016	4,5X25MM (21)	200	30130.045.025
3X30MM (27)	200	30130.030.030	4X20MM (17)	200	30130.040.020	4,5X30MM (26)	200	30130.045.030
			4X25MM (22)	200	30130.040.025	4,5X35MM (31)	200	30130.045.035
3,5X12MM (9)	200	30130.035.012	4X30MM (27)	200	30130.040.030	4,5X40MM (25)	200	30130.045.040
3,5X16MM (13)	200	30130.035.016	4X35MM (32)	200	30130.040.035	4,5X45MM (30)	200	30130.045.045
3,5X20MM (17)	200	30130.035.020	4X40MM (25)	200	30130.040.040	4,5X50MM (35)	200	30130.045.050
3,5X25MM (22)	200	30130.035.025	4X45MM (30)	200	30130.040.045			
3,5X30MM (27)	200	30130.035.030	4X50MM (35)	200	30130.040.050	5X16MM (12)	200	30130.050.016
3,5X35MM (32)	200	30130.035.035	4X60MM (45)	200	30130.040.060	5X20MM (16)	200	30130.050.020

30130 **MAXXFAST univerzální vrut do dřeva s válcovou vypouklou hlavou s drážkou ttap®** ←

d x L (S)	✉	Kód výrobku	d x L (S)	✉	Kód výrobku	d x L (S)	✉	Kód výrobku
5X25MM (21)	200	30130.050.025	5X60MM (45)	200	30130.050.060	6X50MM (35)	200	30130.060.050
5X30MM (26)	200	30130.050.030	5X70MM (54)	200	30130.050.070	6X60MM (45)	200	30130.060.060
5X35MM (31)	200	30130.050.035	5X80MM (54)	100	30130.050.080	6X80MM (54)	100	30130.060.080
5X40MM (25)	200	30130.050.040				6X100MM (66)	100	30130.060.100
5X45MM (30)	200	30130.050.045	6X30MM (25)	200	30130.060.030			
5X50MM (35)	200	30130.050.050	6X40MM (25)	200	30130.060.040			

30140 **MAXXFAST univerzální vrut do dřeva s válcovou vypouklou hlavou s drážkou ttap®** **MF0A**

Materiál Nerezocel A2

MAXXFAST PROFESSIONAL HARDWARE

CE RoHS

d x L (S)	✉	Kód výrobku	d x L (S)	✉	Kód výrobku	d x L (S)	✉	Kód výrobku
3X16MM (13)	200	30140.030.016						
3X20MM (17)	200	30140.030.020	4X16MM (13)	200	30140.040.016	5X20MM (16)	200	30140.050.020
3X25MM (22)	200	30140.030.025	4X20MM (17)	200	30140.040.020	5X25MM (21)	200	30140.050.025
3X30MM (27)	200	30140.030.030	4X25MM (22)	200	30140.040.025	5X30MM (26)	200	30140.050.030
			4X30MM (27)	200	30140.040.030	5X40MM (25)	200	30140.050.040
3,5X16MM (13)	200	30140.035.016	4X35MM (32)	200	30140.040.035	5X50MM (35)	200	30140.050.050
3,5X20MM (17)	200	30140.035.020	4X40MM (25)	200	30140.040.040	5X60MM (45)	200	30140.050.060
3,5X25MM (22)	200	30140.035.025	4X45MM (30)	200	30140.040.045			
3,5X30MM (27)	200	30140.035.030	4X50MM (35)	200	30140.040.050			

6

Šroub s válcovou vypouklou hlavou s křížovou drážkou do dřevotřísky

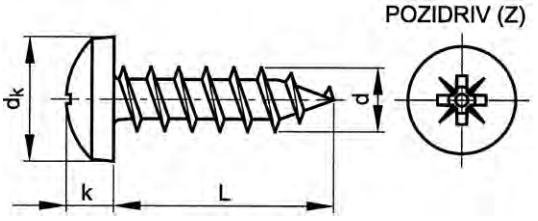

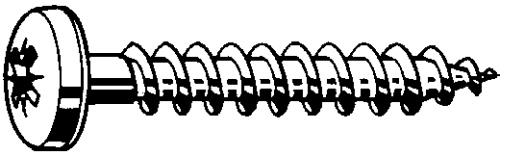

Technické údaje

d	d_k (max.)	k (max.)	Čís. křížové drážky
2.5	5	2.12	1
3	5.9	2.2	1
3.5	6.9	2.6	2
4	7.9	2.8	2
4.5	8.9	3.05	2
5	9.6	3.4	2
5.5	10.5	4.2	3
6	11.6	4	3

- Všechny rozměry jsou vodítkem a mohou se odlišovat podle výrobce.

Skupiny produktů

Typ drážky	Materiál	Povrchová úprava		Kód	Strana
Pozidriv	Oc	Zn		29340	6-168
Pozidriv	Oc	Zn	HECO-FIX PLUS	29345	6-169
Pozidriv	NO A2			51770	6-169

29340 **Šroub s válcovou vypouklou hlavou s křížovou drážkou do dřevotřísky Pozidriv** **K01A**

Materiál Ocel
Povrchová úprava Pozinkované

RoHS

d x L	✉	Kód výrobku	d x L	✉	Kód výrobku	d x L	✉	Kód výrobku
3X12MM	200	29340.030.012				3,5X30MM	200	29340.035.030
3X16MM	200	29340.030.016	3,5X12MM	200	29340.035.012	3,5X35MM	200	29340.035.035
3X20MM	200	29340.030.020	3,5X16MM	200	29340.035.016	3,5X40MM	200	29340.035.040
3X25MM	200	29340.030.025	3,5X20MM	200	29340.035.020			
3X30MM	200	29340.030.030	3,5X25MM	200	29340.035.025	4X12MM	200	29340.040.012

29340 Šroub s válcovou vypouklou hlavou s křížovou drážkou do dřevotřísky Pozidriv

d x L	✉	Kód výrobku	d x L	✉	Kód výrobku	d x L	✉	Kód výrobku
4X16MM	200	29340.040.016	4,5X20MM	200	29340.045.020	5X25MM	200	29340.050.025
4X20MM	200	29340.040.020	4,5X25MM	200	29340.045.025	5X30MM	200	29340.050.030
4X25MM	200	29340.040.025	4,5X30MM	200	29340.045.030	5X35MM	200	29340.050.035
4X30MM	200	29340.040.030	4,5X35MM	200	29340.045.035	5X40MM	200	29340.050.040
4X35MM	200	29340.040.035	4,5X40MM	200	29340.045.040	5X45MM	200	29340.050.045
4X40MM	200	29340.040.040	4,5X45MM	200	29340.045.045	5X50MM	200	29340.050.050
4X45MM	200	29340.040.045	4,5X50MM	200	29340.045.050	5X60MM	200	29340.050.060
4X50MM	200	29340.040.050				5X70MM	200	29340.050.070
			5X16MM	200	29340.050.016	5X80MM	200	29340.050.080
4,5X16MM	200	29340.045.016	5X20MM	200	29340.050.020			

- UPOZORNĚNÍ: Elektrolytické pokovení těchto produktů může způsobit vodíkovou křehkost.

29345 HECO-FIX PLUS Šroub s válcovou vypouklou hlavou s křížovou drážkou do dřevotřísky Pozidriv K04A

Materiál Ocel
Povrchová úprava Pozinkované

d x L	✉	Kód výrobku	d x L	✉	Kód výrobku	d x L	✉	Kód výrobku
2,5X12MM	1000	29345.025.012	4X16MM	200	29345.040.016	5X20MM	200	29345.050.020
2,5X16MM	200	29345.025.016	4X20MM	200	29345.040.020	5X25MM	200	29345.050.025
			4X25MM	200	29345.040.025	5X30MM	200	29345.050.030
3X12MM	200	29345.030.012	4X30MM	200	29345.040.030	5X35MM	200	29345.050.035
3X15MM	200	29345.030.015	4X35MM	200	29345.040.035	5X40MM	200	29345.050.040
3X16MM	200	29345.030.016	4X40MM	200	29345.040.040	5X45MM	200	29345.050.045
3X20MM	200	29345.030.020	4X45MM	200	29345.040.045	5X50MM	200	29345.050.050
3X25MM	200	29345.030.025	4X50MM	200	29345.040.050	5X60MM	200	29345.050.060
3X30MM	200	29345.030.030	4X60MM	200	29345.040.060	5X70MM	200	29345.050.070
						5X80MM	200	29345.050.080
3,5X15MM	200	29345.035.015	4,5X15MM	200	29345.045.015			
3,5X16MM	200	29345.035.016	4,5X16MM	200	29345.045.016	6X30MM	200	29345.060.030
3,5X20MM	200	29345.035.020	4,5X20MM	200	29345.045.020	6X35MM	200	29345.060.035
3,5X25MM	200	29345.035.025	4,5X25MM	200	29345.045.025	6X40MM	200	29345.060.040
3,5X30MM	200	29345.035.030	4,5X30MM	200	29345.045.030	6X50MM	200	29345.060.050
3,5X35MM	200	29345.035.035	4,5X40MM	200	29345.045.040	6X55MM	200	29345.060.055
3,5X40MM	200	29345.035.040	4,5X45MM	200	29345.045.045	6X60MM	200	29345.060.060
			4,5X50MM	200	29345.045.050	6X70MM	200	29345.060.070
4X12MM	200	29345.040.012	4,5X60MM	200	29345.045.060	6X80MM	200	29345.060.080
4X15MM	200	29345.040.015						

- Speciální vlastnosti šroubů HECO-FIX PLUS do dřevotřísky:
- Snížení potřebného utahovacího momentu až na 30%.
- Snadnější manipulace.
- Podstatné zvýšení šroubovacího výkonu při použití šroubováků s akumulátorovou baterií.
- Snížení axiálních sil a tím menší opotřebení šroubovacích nástavců.
- Vzhledem ke geometrii závitů je k uvolnění spoje nutný vyšší moment, čímž je zaručeno bezpečné šroubové spojení.
- UPOZORNĚNÍ: Elektrolytické pokovení těchto produktů může způsobit vodíkovou křehkost.

51770 Šroub s válcovou vypouklou hlavou s křížovou drážkou do dřevotřísky Pozidriv R03A

Materiál Nerezocel A2

d x L	✉	Kód výrobku	d x L	✉	Kód výrobku	d x L	✉	Kód výrobku
3X16MM	200	51770.030.016	4X45MM	200	51770.040.045	5X35MM	200	51770.050.035
3X20MM	200	51770.030.020	4X50MM	200	51770.040.050	5X40MM	200	51770.050.040
3X25MM	200	51770.030.025	4X60MM	200	51770.040.060	5X45MM	200	51770.050.045
3X30MM	200	51770.030.030	4X70MM*	200	51770.040.070	5X50MM	200	51770.050.050
3X35MM*	500	51770.030.035				5X60MM	100	51770.050.060
			4,5X16MM*	500	51770.045.016	5X70MM	100	51770.050.070
3,5X16MM	200	51770.035.016	4,5X20MM*	500	51770.045.020	5X80MM	100	51770.050.080
3,5X20MM	200	51770.035.020	4,5X25MM*	500	51770.045.025	5X90MM	100	51770.050.090
3,5X25MM	200	51770.035.025	4,5X30MM	200	51770.045.030	5X100MM	100	51770.050.100
3,5X30MM	200	51770.035.030	4,5X35MM	200	51770.045.035			
3,5X35MM	200	51770.035.035	4,5X40MM	200	51770.045.040	5,5X50MM*	200	51770.055.050
3,5X40MM	200	51770.035.040	4,5X45MM*	200	51770.045.045			
			4,5X50MM	200	51770.045.050	6X20MM*	100	51770.060.020
4X16MM	200	51770.040.016	4,5X60MM*	200	51770.045.060	6X25MM*	100	51770.060.025
4X20MM	200	51770.040.020	4,5X70MM*	200	51770.045.070	6X30MM*	100	51770.060.030
4X25MM	200	51770.040.025				6X35MM*	100	51770.060.035
4X30MM	200	51770.040.030	5X20MM	200	51770.050.020	6X40MM*	100	51770.060.040
4X35MM	200	51770.040.035	5X25MM	200	51770.050.025	6X50MM*	100	51770.060.050
4X40MM	200	51770.040.040	5X30MM	200	51770.050.030	6X60MM*	100	51770.060.060

51770 **Šroub s válcovou vypouklou hlavou s křížovou drážkou do dřevotřísky Pozidriv** ←

d x L	✉	Kód výrobku	d x L	✉	Kód výrobku	d x L	✉	Kód výrobku
6X70MM*	100	51770.060.070	6X100MM*	100	51770.060.100	6X130MM*	100	51770.060.130
6X80MM*	100	51770.060.080	6X110MM*	100	51770.060.110			
6X90MM*	100	51770.060.090	6X120MM*	100	51770.060.120			

Šroub s nízkou válcovou hlavou a T-hvězdicí

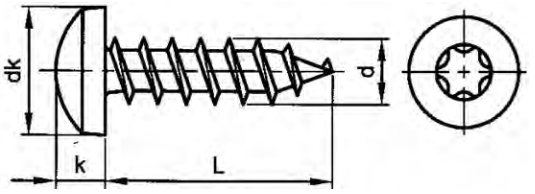

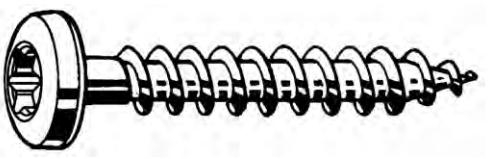

Technické údaje

d	d_k	Drážka	k
3	5.7/6.0	T10	2.1/2.3
3.5	6.7/7.0	T15	2.2/2.4
4	7.7/8.0	T20	2.6/2.8

d	d_k	Drážka	k
4.5	8.7/9.0	T25	2.9/3.1
5	9.7/10.0	T25	3.3/3.5

29346 **Šroub s nízkou válcovou hlavou a T-hvězdicí** **K01A**

6

Materiál Ocel
Povrchová úprava Pozinkované

RoHS

d x L	✉	Kód výrobku	d x L	✉	Kód výrobku	d x L	✉	Kód výrobku
3X10MM	1000	29346.030.010				4,5X30MM	500	29346.045.030
3X12MM	1000	29346.030.012	4X12MM	1000	29346.040.012	4,5X35MM	500	29346.045.035
3X13MM	1000	29346.030.013	4X13MM	1000	29346.040.013	4,5X40MM	500	29346.045.040
3X15MM	1000	29346.030.015	4X15MM	1000	29346.040.015	4,5X45MM	500	29346.045.045
3X16MM	1000	29346.030.016	4X16MM	1000	29346.040.016	4,5X50MM	200	29346.045.050
3X20MM	1000	29346.030.020	4X20MM	1000	29346.040.020	4,5X60MM	200	29346.045.060
3X25MM	1000	29346.030.025	4X25MM	1000	29346.040.025	4,5X70MM	200	29346.045.070
3X30MM	1000	29346.030.030	4X30MM	1000	29346.040.030			
3X35MM	500	29346.030.035	4X35MM	500	29346.040.035	5X16MM	1000	29346.050.016
3X40MM	500	29346.030.040	4X40MM	500	29346.040.040	5X20MM	1000	29346.050.020
			4X45MM	500	29346.040.045	5X25MM	500	29346.050.025
3,5X16MM	1000	29346.035.016	4X50MM	500	29346.040.050	5X30MM	500	29346.050.030
3,5X20MM	1000	29346.035.020	4X60MM	500	29346.040.060	5X35MM	500	29346.050.035
3,5X25MM	1000	29346.035.025	4X70MM	500	29346.040.070	5X40MM	500	29346.050.040
3,5X30MM	1000	29346.035.030				5X45MM	200	29346.050.045
3,5X35MM	1000	29346.035.035	4,5X15MM	1000	29346.045.015	5X50MM	200	29346.050.050
3,5X40MM	500	29346.035.040	4,5X16MM	1000	29346.045.016	5X60MM	200	29346.050.060
3,5X45MM	500	29346.035.045	4,5X20MM	1000	29346.045.020	5X70MM	200	29346.050.070
3,5X50MM	500	29346.035.050	4,5X25MM	500	29346.045.025	5X80MM	200	29346.050.080

Vrut pro panty s oválnou hlavou s T-hvězdicí

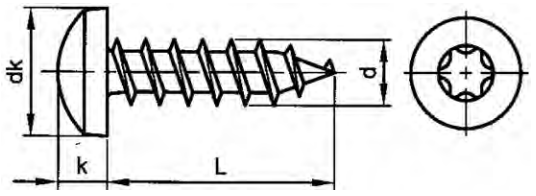

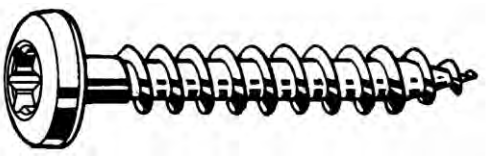

Technické údaje

d	d_k	Drážka	k
6	13	T30	3
7	14	T30	3

51789 **Vrut pro panty s oválnou hlavou s T-hvězdicí** **R03A**

Materiál Nerezocel A2



d_s x L	✉	Kód výrobku	d_s x L	✉	Kód výrobku	d_s x L	✉	Kód výrobku
6X20MM*	200	51789.060.020	6X45MM*	200	51789.060.045	7X40MM*	200	51789.070.040
6X25MM*	200	51789.060.025	6X50MM*	200	51789.060.050	7X50MM*	200	51789.070.050
6X30MM*	200	51789.060.030				7X60MM*	200	51789.070.060
6X35MM*	200	51789.060.035	7X30MM*	200	51789.070.030	7X70MM*	200	51789.070.070
6X40MM*	200	51789.060.040	7X35MM*	200	51789.070.035			

6

Šroub se zápustnou hlavou čočkovitou s křížovou drážkou do dřevotřísky

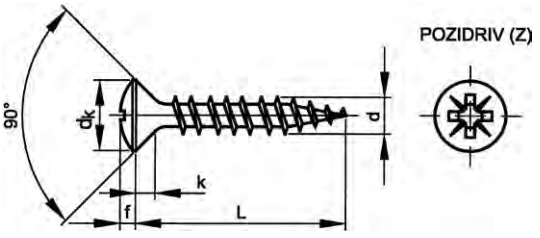

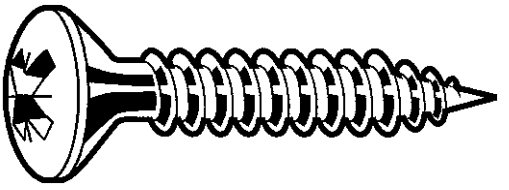

Technické údaje

d	d_k (max.)	f ≈	k (max.)	Čís. křížové drážky
3	5.9	0.7	1.9	1
3.5	6.9	0.9	2.1	2
4	7.9	1.05	2.45	2
4.5	8.9	1.2	2.7	2
5	9.6	1.2	3.1	2
6	11.6	1.6	3.7	3

Skupiny produktů

Typ drážky	Materiál	Povrchová úprava	Kód	Strana
Pozidriv	Oc	Zn	29367	6-171
Pozidriv	NO A2		51756	6-172

29367 **HECO-FIX PLUS Šroub se zápustnou hlavou čočkovitou s křížovou drážkou do dřevotřísky Pozidriv** **K04A**

Materiál Ocel
Povrchová úprava Pozinkované

d x L	✉	Kód výrobku	d x L	✉	Kód výrobku	d x L	✉	Kód výrobku
3X20MM	1000	29367.030.020	3,5X25MM	1000	29367.035.025			
			3,5X30MM	1000	29367.035.030	4X20MM	1000	29367.040.020
3,5X16MM	1000	29367.035.016	3,5X35MM	1000	29367.035.035	4X30MM	1000	29367.040.030
3,5X20MM	1000	29367.035.020	3,5X40MM	500	29367.035.040	4X35MM	500	29367.040.035

29367 HECO-FIX PLUS Šroub se zápustnou hlavou čočkovitou s křížovou drážkou do dřevotřísky Pozidriv

d x L	✉	Kód výrobku	d x L	✉	Kód výrobku	d x L	✉	Kód výrobku
4X40MM	500	29367.040.040	4X50MM	500	29367.040.050	4,5X40MM	500	29367.045.040
4X45MM	500	29367.040.045						

- Specifické vlastnosti šroubů HECO-FIX PLUS do dřevotřísky:
- Snížení potřebného utahovacího momentu až o 30 %.
- Snadnější manipulace.
- Podstatné zvýšení šroubovacího výkonu při použití šroubováků s akumulátorovou baterií.
- Snížení axiálních sil a tím menší opotřebení šroubovacích nástavců.
- Vzhledem ke geometrii závitů je k uvolnění spoje nutný vyšší moment, čímž je zaručeno bezpečné šroubové spojení.
- Upozornění: elektrolytické pokovení těchto produktů může způsobit vodíkovou křehkost.

51756 Šroub se zápustnou hlavou čočkovitou s křížovou drážkou do dřevotřísky Pozidriv R03A

Materiál Nerezocel A2

d x L	✉	Kód výrobku	d x L	✉	Kód výrobku	d x L	✉	Kód výrobku
3X16MM	200	51756.030.016	4X45MM	200	51756.040.045	5X50MM	200	51756.050.050
3X20MM	200	51756.030.020	4X50MM	200	51756.040.050	5X60MM	200	51756.050.060
3X25MM	200	51756.030.025				5X70MM	200	51756.050.070
3X30MM	200	51756.030.030	4,5X20MM	200	51756.045.020	5X90MM	100	51756.050.090
			4,5X25MM	200	51756.045.025	5X100MM	100	51756.050.100
3,5X16MM	200	51756.035.016	4,5X30MM	200	51756.045.030			
3,5X20MM	200	51756.035.020	4,5X35MM	200	51756.045.035	6X20MM	200	51756.060.020
3,5X25MM	200	51756.035.025	4,5X40MM	200	51756.045.040	6X25MM	200	51756.060.025
3,5X30MM	200	51756.035.030	4,5X45MM	200	51756.045.045	6X30MM	100	51756.060.030
3,5X35MM	200	51756.035.035	4,5X50MM	200	51756.045.050	6X35MM	100	51756.060.035
3,5X40MM	200	51756.035.040	4,5X60MM	200	51756.045.060	6X40MM	100	51756.060.040
						6X45MM	100	51756.060.045
4X16MM	200	51756.040.016	5X20MM	200	51756.050.020	6X50MM	100	51756.060.050
4X20MM	200	51756.040.020	5X25MM	200	51756.050.025	6X60MM	100	51756.060.060
4X25MM	200	51756.040.025	5X30MM	200	51756.050.030	6X70MM	100	51756.060.070
4X30MM	200	51756.040.030	5X35MM	200	51756.050.035	6X80MM	100	51756.060.080
4X35MM	200	51756.040.035	5X40MM	200	51756.050.040	6X90MM	100	51756.060.090
4X40MM	200	51756.040.040	5X45MM	200	51756.050.045	6X100MM	100	51756.060.100

- Všechny rozměry jsou vodítkem a mohou se odlišovat podle výrobce.

Vrut do dřeva se šestihrannou hlavou

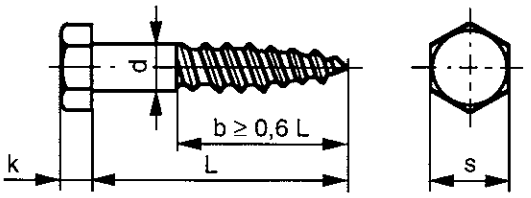

DIN	**571**
NEN	2260
NF	E25-607

Technické údaje

d	k	s	d	k	s
4	2.8	7	**10**	7	17
5	3.5	8	**12**	8	19
6	4	10	**16**	10	24
7	5	12	**20**	13	30
8	5.5	13			

- Závit do dřeva podle DIN 7998.

Skupiny produktů

Typ drážky	Materiál	Povrchová úprava	Kód	Strana
S vnějším šestihranem	Oc	Zn	08280	6-173
S vnějším šestihranem	Oc	Žzn	08450	6-174
S vnějším šestihranem	NO A2		51900	6-174
S vnějším šestihranem	NO A4		55900	6-175
S vnějším šestihranem	NO A2	bitumenová podložka	51890	6-176

6

08280 **Vrut do dřeva se šestihrannou hlavou** **E07A**

Materiál Ocel
Povrchová úprava Pozinkované

d x L	✉	Kód výrobku	d x L	✉	Kód výrobku	d x L	✉	Kód výrobku
5X20MM	200	08280.050.020	7X90MM	100	08280.070.090	8X260MM	25	08280.080.260
5X25MM	200	08280.050.025	7X100MM	100	08280.070.100	8X280MM	25	08280.080.280
5X30MM	200	08280.050.030	7X110MM	100	08280.070.110	8X300MM	25	08280.080.300
5X35MM	200	08280.050.035	7X120MM	100	08280.070.120			
5X40MM	200	08280.050.040	7X130MM	100	08280.070.130	10X30MM	200	08280.100.030
5X45MM	200	08280.050.045	7X140MM	100	08280.070.140	10X35 MM	100	08280.100.035
5X50MM	200	08280.050.050	7X150MM	100	08280.070.150	10X40MM	100	08280.100.040
5X60MM	200	08280.050.060	7X160MM	50	08280.070.160	10X45MM	100	08280.100.045
			7X170MM	50	08280.070.170	10X50MM	100	08280.100.050
6X20MM	200	08280.060.020	7X200MM	50	08280.070.200	10X55MM	100	08280.100.055
6X25MM	200	08280.060.025	7X210MM	50	08280.070.210	10X60MM	100	08280.100.060
6X30MM	200	08280.060.030	7X230MM	50	08280.070.230	10X65 MM	100	08280.100.065
6X35MM	200	08280.060.035	7X250MM	50	08280.070.250	10X70MM	100	08280.100.070
6X40MM	200	08280.060.040	7X270MM	50	08280.070.270	10X80MM	100	08280.100.080
6X45MM	200	08280.060.045				10X90MM	100	08280.100.090
6X50MM	200	08280.060.050	8X25MM	200	08280.080.025	10X100MM	100	08280.100.100
6X55MM	200	08280.060.055	8X30MM	200	08280.080.030	10X110MM	50	08280.100.110
6X60MM	200	08280.060.060	8X35MM	200	08280.080.035	10X120MM	50	08280.100.120
6X65MM	200	08280.060.065	8X40MM	200	08280.080.040	10X130MM	50	08280.100.130
6X70MM	200	08280.060.070	8X45MM	200	08280.080.045	10X140MM	50	08280.100.140
6X80MM	200	08280.060.080	8X50MM	200	08280.080.050	10X150MM	50	08280.100.150
6X90MM	100	08280.060.090	8X55MM	200	08280.080.055	10X160MM	50	08280.100.160
6X100MM	100	08280.060.100	8X60MM	200	08280.080.060	10X180MM	50	08280.100.180
6X110MM	100	08280.060.110	8X65MM	200	08280.080.065	10X200MM	50	08280.100.200
6X120MM	100	08280.060.120	8X70MM	200	08280.080.070	10X220MM	25	08280.100.220
6X130MM	100	08280.060.130	8X80MM	200	08280.080.080	10X240MM	25	08280.100.240
6X140MM	100	08280.060.140	8X90MM	100	08280.080.090	10X260MM	25	08280.100.260
6X150MM	100	08280.060.150	8X100MM	100	08280.080.100	10X280MM	25	08280.100.280
6X160MM	100	08280.060.160	8X110MM	100	08280.080.110	10X300MM	25	08280.100.300
6X180MM	100	08280.060.180	8X120MM	100	08280.080.120			
6X200MM	100	08280.060.200	8X130MM	100	08280.080.130	12X40 MM	100	08280.120.040
			8X140MM	50	08280.080.140	12X45MM	100	08280.120.045
7X35MM	100	08280.070.035	8X150MM	50	08280.080.150	12X50MM	100	08280.120.050
7X40MM	100	08280.070.040	8X160MM	50	08280.080.160	12X55MM	100	08280.120.055
7X50MM	100	08280.070.050	8X180MM	50	08280.080.180	12X60MM	100	08280.120.060
7X60MM	100	08280.070.060	8X200MM	50	08280.080.200	12X70MM	50	08280.120.070
7X70MM	100	08280.070.070	8X220MM	50	08280.080.220	12X80MM	50	08280.120.080
7X80MM	100	08280.070.080	8X240MM	50	08280.080.240	12X90MM	50	08280.120.090

08280 Vrut do dřeva se šestihrannou hlavou

d x L	✉	Kód výrobku	d x L	✉	Kód výrobku	d x L	✉	Kód výrobku
12X100MM	50	08280.120.100	12X280MM	25	08280.120.280	16X160MM	25	08280.160.160
12X110MM	50	08280.120.110	12X300MM	25	08280.120.300	16X180MM	25	08280.160.180
12X120MM	50	08280.120.120				16X200MM	25	08280.160.200
12X130MM	50	08280.120.130	16X60MM	25	08280.160.060	16X220MM	25	08280.160.220
12X140MM	50	08280.120.140	16X70MM	25	08280.160.070			
12X150MM	50	08280.120.150	16X80MM	25	08280.160.080	20X120MM	25	08280.200.120
12X160MM	25	08280.120.160	16X90 MM	25	08280.160.090	20X140MM	25	08280.200.140
12X180MM	25	08280.120.180	16X100MM	25	08280.160.100	20X160MM	10	08280.200.160
12X200MM	25	08280.120.200	16X110MM	25	08280.160.110	20X180MM	10	08280.200.180
12X220MM	25	08280.120.220	16X120MM	25	08280.160.120	20X200MM	10	08280.200.200
12X240MM	25	08280.120.240	16X140MM	25	08280.160.140			
12X260MM	25	08280.120.260	16X150MM	25	08280.160.150			

08450 Vrut do dřeva se šestihrannou hlavou A08A

Materiál Ocel
Povrchová úprava Žárový zinek

d x L	✉	Kód výrobku	d x L	✉	Kód výrobku	d x L	✉	Kód výrobku
7X70MM	100	08450.070.070	10X50MM	100	08450.100.050	12X100MM	50	08450.120.100
7X8MM	100	08450.070.080	10X60MM	100	08450.100.060	12X120MM	50	08450.120.120
7X90MM	100	08450.070.090	10X70MM	100	08450.100.070	12X140MM	50	08450.120.140
7X120MM	100	08450.070.120	10X80MM	100	08450.100.080	12X150MM	50	08450.120.150
7X130MM	100	08450.070.130	10X90MM	100	08450.100.090	12X160MM	25	08450.120.160
7X150MM	100	08450.070.150	10X100MM	100	08450.100.100	12X180MM	25	08450.120.180
7X170MM	50	08450.070.170	10X110MM	50	08450.100.110	12X200MM	25	08450.120.200
7X190MM	50	08450.070.190	10X120MM	50	08450.100.120	12X220MM	25	08450.120.220
			10X130MM	50	08450.100.130	12X240MM	25	08450.120.240
8X40MM	200	08450.080.040	10X140MM	50	08450.100.140			
8X50MM	200	08450.080.050	10X150MM	50	08450.100.150	16X60MM	25	08450.160.060
8X60MM	200	08450.080.060	10X160MM	50	08450.100.160	16X80MM	25	08450.160.080
8X70MM	200	08450.080.070	10X180MM	50	08450.100.180	16X100MM	25	08450.160.100
8X80MM	200	08450.080.080	10X200MM	50	08450.100.200	16X120MM	25	08450.160.120
8X90MM	100	08450.080.090	10X220MM	25	08450.100.220	16X130MM	25	08450.160.130
8X100MM	100	08450.080.100	10X240MM	25	08450.100.240	16X140MM	25	08450.160.140
8X110MM	100	08450.080.110				16X160MM	25	08450.160.160
8X120MM	100	08450.080.120	12X60MM	100	08450.120.060	16X180MM	25	08450.160.180
8X130MM	100	08450.080.130	12X70MM	50	08450.120.070	16X200MM	25	08450.160.200
8X140MM	50	08450.080.140	12X80MM	50	08450.120.080	16X220MM	25	08450.160.220
8X150MM	50	08450.080.150	12X90MM	50	08450.120.090	16X240MM	25	08450.160.240

51900 Vrut do dřeva se šestihrannou hlavou R03A

Materiál Nerezocel A2

d x L	✉	Kód výrobku	d x L	✉	Kód výrobku	d x L	✉	Kód výrobku
4X20MM*	200	51900.040.020	6X55MM*	200	51900.060.055	7X130MM	25	51900.070.130
4X25MM	200	51900.040.025	6X60MM	50	51900.060.060	7X140MM*	100	51900.070.140
4X30MM*	200	51900.040.030	6X65MM*	100	51900.060.065	7X150MM	25	51900.070.150
4X40MM*	200	51900.040.040	6X70MM	50	51900.060.070	7X160MM*	100	51900.070.160
4X45MM*	200	51900.040.045	6X80MM	50	51900.060.080	7X170MM	25	51900.070.170
			6X90MM	50	51900.060.090	7X180MM*	100	51900.070.180
5X20MM*	200	51900.050.020	6X100MM	50	51900.060.100	7X190MM*	100	51900.070.190
5X25MM*	200	51900.050.025	6X110MM	25	51900.060.110	7X210MM*	100	51900.070.210
5X30MM	100	51900.050.030	6X120MM	25	51900.060.120			
5X35MM*	200	51900.050.035	6X130MM*	100	51900.060.130	8X25MM*	100	51900.080.025
5X40MM	100	51900.050.040	6X140MM*	100	51900.060.140	8X30MM	50	51900.080.030
5X45MM*	200	51900.050.045				8X35MM*	100	51900.080.035
5X50MM	100	51900.050.050	7X30MM	50	51900.070.030	8X40MM	50	51900.080.040
5X60MM	100	51900.050.060	7X35MM*	200	51900.070.035	8X45MM	50	51900.080.045
5X70MM	100	51900.050.070	7X40MM	50	51900.070.040	8X50MM	50	51900.080.050
5X80MM*	200	51900.050.080	7X45MM*	200	51900.070.045	8X55MM	50	51900.080.055
5X90MM*	200	51900.050.090	7X50MM	50	51900.070.050	8X60MM	50	51900.080.060
			7X60MM	50	51900.070.060	8X65MM*	100	51900.080.065
6X25MM	100	51900.060.025	7X70MM	50	51900.070.070	8X70MM	25	51900.080.070
6X30MM	100	51900.060.030	7X80MM	50	51900.070.080	8X75MM*	100	51900.080.075
6X35MM	100	51900.060.035	7X90MM	50	51900.070.090	8X80MM	25	51900.080.080
6X40MM	100	51900.060.040	7X100MM	50	51900.070.100	8X90MM	25	51900.080.090
6X45MM	100	51900.060.045	7X110MM	50	51900.070.110	8X100MM	25	51900.080.100
6X50MM	100	51900.060.050	7X120MM	25	51900.070.120	8X110MM	25	51900.080.110

51900 Vrut do dřeva se šestihrannou hlavou

d x L	✉	Kód výrobku
8X120MM	10	51900.080.120
8X130MM	10	51900.080.130
8X140MM	10	51900.080.140
8X150MM	10	51900.080.150
8X160MM	10	51900.080.160
8X180MM	10	51900.080.180
8X200MM	10	51900.080.200
10X40MM	25	51900.100.040
10X45MM*	100	51900.100.045
10X50MM	25	51900.100.050
10X55MM*	100	51900.100.055
10X60MM	25	51900.100.060
10X65MM*	100	51900.100.065
10X70MM	25	51900.100.070
10X80MM	10	51900.100.080
10X90MM	10	51900.100.090
10X100MM	10	51900.100.100
10X110MM	10	51900.100.110
10X120MM	10	51900.100.120
10X130MM	10	51900.100.130
10X140MM	10	51900.100.140
10X150MM	10	51900.100.150

d x L	✉	Kód výrobku
10X160MM	10	51900.100.160
10X180MM	10	51900.100.180
10X200MM	10	51900.100.200
10X220MM*	50	51900.100.220
10X240MM*	50	51900.100.240
10X260MM*	25	51900.100.260
10X280MM*	25	51900.100.280
10X300MM*	25	51900.100.300
12X50MM	10	51900.120.050
12X60MM	10	51900.120.060
12X70MM	10	51900.120.070
12X80MM	10	51900.120.080
12X90MM	10	51900.120.090
12X100MM	10	51900.120.100
12X110MM	10	51900.120.110
12X120MM	10	51900.120.120
12X130MM	10	51900.120.130
12X140MM	10	51900.120.140
12X150MM	10	51900.120.150
12X160MM	10	51900.120.160
12X180MM	10	51900.120.180
12X200MM	10	51900.120.200

d x L	✉	Kód výrobku
12X220MM*	25	51900.120.220
12X240MM*	25	51900.120.240
12X250MM*	25	51900.120.250
12X260MM*	25	51900.120.260
12X280MM*	25	51900.120.280
12X300MM*	25	51900.120.300
16X50MM*	25	51900.160.050
16X60MM*	25	51900.160.060
16X70MM*	25	51900.160.070
16X80MM*	25	51900.160.080
16X90MM*	25	51900.160.090
16X100MM*	25	51900.160.100
16X110MM*	25	51900.160.110
16X120MM*	25	51900.160.120
16X130MM*	25	51900.160.130
16X140MM*	25	51900.160.140
16X150MM*	25	51900.160.150
16X160MM*	25	51900.160.160
16X180MM*	25	51900.160.180
16X200MM*	25	51900.160.200

55900 Vrut do dřeva se šestihrannou hlavou R43A

Materiál Nerezocel A4

RoHS

6

d x L	✉	Kód výrobku
5X25MM*	200	55900.050.025
5X30MM*	200	55900.050.030
5X35MM*	200	55900.050.035
5X40MM*	200	55900.050.040
5X45MM*	200	55900.050.045
5X50MM*	200	55900.050.050
5X60MM*	200	55900.050.060
5X70MM*	200	55900.050.070
6X25MM	100	55900.060.025
6X30MM	100	55900.060.030
6X35MM*	200	55900.060.035
6X40MM	100	55900.060.040
6X45MM	100	55900.060.045
6X50MM	100	55900.060.050
6X60MM	50	55900.060.060
6X65MM*	100	55900.060.065
6X70MM	50	55900.060.070
6X75MM*	100	55900.060.075
6X80MM	50	55900.060.080
6X90MM*	100	55900.060.090
6X100MM*	100	55900.060.100
6X110MM*	100	55900.060.110
6X120MM*	100	55900.060.120
6X130MM*	100	55900.060.130
7X100MM*	100	55900.070.100
7X110MM	100	55900.070.110
8X25MM*	100	55900.080.025
8X30MM	50	55900.080.030
8X35MM*	100	55900.080.035
8X40MM	50	55900.080.040
8X45MM*	100	55900.080.045

d x L	✉	Kód výrobku
8X50MM	50	55900.080.050
8X60MM	50	55900.080.060
8X65MM*	100	55900.080.065
8X70MM	25	55900.080.070
8X75MM*	100	55900.080.075
8X80MM	25	55900.080.080
8X90MM	25	55900.080.090
8X100MM	25	55900.080.100
8X110MM*	100	55900.080.110
8X120MM*	100	55900.080.120
8X130MM*	100	55900.080.130
8X140MM*	50	55900.080.140
8X150MM*	50	55900.080.150
8X160MM*	50	55900.080.160
8X180MM*	50	55900.080.180
8X200MM*	50	55900.080.200
10X40MM	25	55900.100.040
10X50MM	25	55900.100.050
10X55MM*	100	55900.100.055
10X60MM	25	55900.100.060
10X65MM*	100	55900.100.065
10X70MM	25	55900.100.070
10X75MM*	100	55900.100.075
10X80MM	10	55900.100.080
10X90MM*	50	55900.100.090
10X100MM	10	55900.100.100
10X110MM*	50	55900.100.110
10X120MM*	50	55900.100.120
10X130MM*	50	55900.100.130
10X140MM*	50	55900.100.140
10X150MM*	50	55900.100.150
10X160MM*	50	55900.100.160
10X180MM*	50	55900.100.180

d x L	✉	Kód výrobku
10X200MM*	50	55900.100.200
12X50MM*	100	55900.120.050
12X60MM*	100	55900.120.060
12X65MM*	100	55900.120.065
12X70MM*	50	55900.120.070
12X75MM*	50	55900.120.075
12X80 MM	50	55900.120.080
12X90MM*	50	55900.120.090
12X100MM*	50	55900.120.100
12X110MM*	25	55900.120.110
12X120MM*	25	55900.120.120
12X130MM*	25	55900.120.130
12X140MM*	25	55900.120.140
12X150MM*	25	55900.120.150
12X160MM*	25	55900.120.160
12X180MM*	25	55900.120.180
12X200MM*	25	55900.120.200
16X50MM*	25	55900.160.050
16X60MM*	25	55900.160.060
16X70MM*	25	55900.160.070
16X80MM*	25	55900.160.080
16X90MM*	25	55900.160.090
16X100MM*	25	55900.160.100
16X110MM*	25	55900.160.110
16X120MM*	25	55900.160.120
16X130MM*	25	55900.160.130
16X140MM*	25	55900.160.140
16X150MM*	25	55900.160.150
16X160MM*	25	55900.160.160
16X180MM*	25	55900.160.180
16X200MM*	25	55900.160.200

51890	Vrut do dřeva se šestihrannou hlavou a nerezovou, olověnou a bitumenovou podložkou	R03A

Materiál Nerezocel A2 **DIN** ≈571



d x L	✉	Kód výrobku	d x L	✉	Kód výrobku	d x L	✉	Kód výrobku
7X110MM	100	51890.070.110	7X130MM	100	51890.070.130	7X150MM	100	51890.070.150

Univerzální stavební vrut do dřeva se zápustnou hlavou s drážkou ttap®

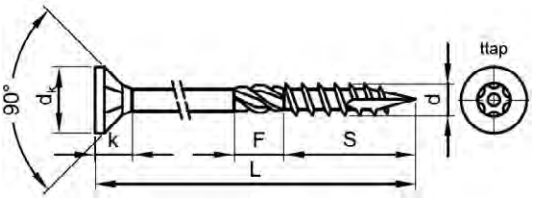

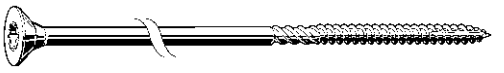

Technické údaje

d	d_k	k	Čís. ttap
6	12	3.8	30
8	15	4.8	40
10	18.4	5.8	40

- Pouze celá balení.
- F=9mm pouze v případě L≥40mm.

30205	MAXXFAST univerzální stavební vrut do dřeva se zápustnou hlavou s drážkou ttap®	MF0A

Materiál Ocel
Povrchová úprava Pozinkované žlutě pasivované

MAXXFAST PROFESSIONAL HARDWARE

CE

d x L (S)	✉	Kód výrobku	d x L (S)	✉	Kód výrobku	d x L (S)	✉	Kód výrobku
6X160MM (98)	50	30205.060.160	8X200MM (124)	50	30205.080.200	10X140MM (85)	50	30205.100.140
6X180MM (111)	50	30205.060.180	8X220MM (138)	50	30205.080.220	10X160MM (98)	50	30205.100.160
6X200MM (124)	50	30205.060.200	8X240MM (152)	50	30205.080.240	10X180MM (111)	50	30205.100.180
6X220MM (138)	50	30205.060.220	8X260MM (166)	50	30205.080.260	10X200MM (124)	50	30205.100.200
6X240MM (152)	50	30205.060.240	8X280MM (178)	50	30205.080.280	10X220MM (138)	50	30205.100.220
6X260MM (166)	50	30205.060.260	8X300MM (192)	50	30205.080.300	10X240MM (152)	50	30205.100.240
6X280MM (178)	50	30205.060.280	8X320MM (205)	50	30205.080.320	10X260MM (166)	50	30205.100.260
6X300MM (192)	50	30205.060.300	8X340MM (218)	50	30205.080.340	10X280MM (178)	50	30205.100.280
			8X360MM (232)	50	30205.080.360	10X300MM (192)	50	30205.100.300
8X80MM (45)	50	30205.080.080	8X380MM (246)	50	30205.080.380	10X320MM (205)	50	30205.100.320
8X100MM (58)	50	30205.080.100	8X400MM (258)	50	30205.080.400	10X340MM (218)	50	30205.100.340
8X120MM (72)	50	30205.080.120				10X360MM (232)	50	30205.100.360
8X140MM (85)	50	30205.080.140	10X80MM (45)	50	30205.100.080	10X380MM (246)	50	30205.100.380
8X160MM (98)	50	30205.080.160	10X100MM (58)	50	30205.100.100	10X400MM (258)	50	30205.100.400
8X180MM (111)	50	30205.080.180	10X120MM (72)	50	30205.100.120			

Univerzální stavební vrut do dřeva se přírubovou hlavou s drážkou ttap®

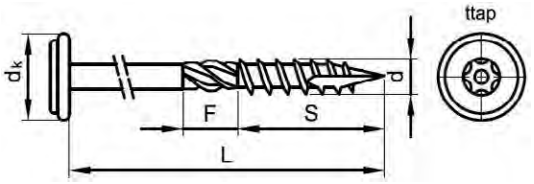

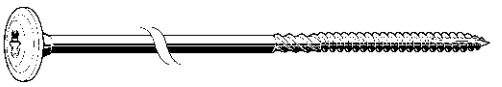

Technické údaje

d	d_k	k	Čís. ttap
6	15	3.3	30
8	18	4.2	40
10	21	4.7	40

- Pouze celá balení.
- F=9mm pouze v případě L≥40mm.

Skupiny produktů

Typ drážky	Materiál	Povrchová úprava	Kód	Strana
ttap®	Oc	Zn žl	30225	6-177
ttap®	NO A2		30230	6-177

30225 **MAXXFAST univerzální stavební vrut do dřeva se přírubovou hlavou s drážkou ttap®** **MF0A**

Materiál Ocel
Povrchová úprava Pozinkované žlutě pasivované

MAXXFAST PROFESSIONAL HARDWARE

CE

d x L (S)	✉	Kód výrobku	d x L (S)	✉	Kód výrobku	d x L (S)	✉	Kód výrobku
6X80MM (45)	100	30225.060.080	8X140MM (85)	50	30225.080.140	10X100MM (58)	50	30225.100.100
6X100MM (58)	100	30225.060.100	8X160MM (98)	50	30225.080.160	10X120MM (72)	50	30225.100.120
6X120MM (72)	100	30225.060.120	8X180MM (111)	50	30225.080.180	10X140MM (85)	50	30225.100.140
6X140MM (85)	100	30225.060.140	8X200MM (124)	50	30225.080.200	10X160MM (98)	50	30225.100.160
6X160MM (98)	50	30225.060.160	8X220MM (138)	50	30225.080.220	10X180MM (111)	50	30225.100.180
6X180MM (111)	50	30225.060.180	8X240MM (152)	50	30225.080.240	10X200MM (124)	50	30225.100.200
6X200MM (124)	50	30225.060.200	8X260MM (166)	50	30225.080.260	10X220MM (138)	50	30225.100.220
6X220MM (138)	50	30225.060.220	8X280MM (178)	50	30225.080.280	10X240MM (152)	50	30225.100.240
6X240MM (152)	50	30225.060.240	8X300MM (192)	50	30225.080.300	10X260MM (166)	50	30225.100.260
6X260MM (166)	50	30225.060.260	8X320MM (205)	50	30225.080.320	10X280MM (178)	50	30225.100.280
6X280MM (178)	50	30225.060.280	8X340MM (218)	50	30225.080.340	10X300MM (192)	50	30225.100.300
6X300MM (192)	50	30225.060.300	8X360MM (232)	50	30225.080.360	10X320MM (205)	50	30225.100.320
			8X380MM (246)	50	30225.080.380	10X340MM (218)	50	30225.100.340
8X80MM (45)	50	30225.080.080	8X400MM (258)	50	30225.080.400	10X360MM (232)	50	30225.100.360
8X100MM (58)	50	30225.080.100				10X380MM (246)	50	30225.100.380
8X120MM (72)	50	30225.080.120	10X80MM (45)	50	30225.100.080	10X400MM (258)	50	30225.100.400

30230 **MAXXFAST univerzální konstrukční vrut s přírubou a drážkou ttap®** **MF0A**

Materiál Nerezocel A2

MAXXFAST PROFESSIONAL HARDWARE

RoHS

CE

d x L (S)	✉	Kód výrobku	d x L (S)	✉	Kód výrobku	d x L (S)	✉	Kód výrobku
8X80MM (45)	50	30230.080.080	8X120MM (72)	50	30230.080.120	8X160MM (98)	50	30230.080.160
8X100MM (58)	50	30230.080.100	8X140MM (85)	50	30230.080.140	8X180MM (111)	50	30230.080.180

Šroub do dřeva se zápustnou hlavou s T-hvězdicí drážkou

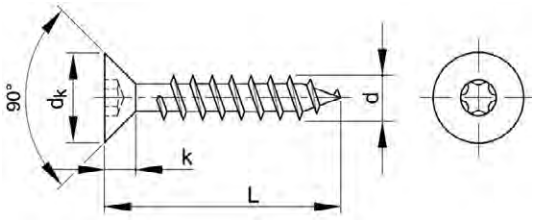

Technické údaje

d	d_k	Drážka	k
3	6	T10	1.9
3.5	7	T10	2.1
4	8	T20	2.5
4.5	9	T20	2.7
5	10	T25	3
6	12	T25	3.6
8	15	T40	4.1

Skupiny produktů

Typ drážky	Materiál	Kód	Strana
T-hvězdice	NO A2	51878	6-178
T-hvězdice	NO A4	55878	6-179

6

51878 **Šroub do dřeva se zápustnou hlavou s T-hvězdicí drážkou** **R03A**

Materiál Nerezocel A2

d x L	✉	Kód výrobku	d x L	✉	Kód výrobku	d x L	✉	Kód výrobku
3,0X25MM*	500	51878.030.025	4,5X55MM*	200	51878.045.055	6,0X110MM*	100	51878.060.110
3,0X30MM*	500	51878.030.030	4,5X60MM*	200	51878.045.060	6,0X130MM*	100	51878.060.130
3,0X35MM*	500	51878.030.035	4,5X70MM*	200	51878.045.070	6,0X140MM*	100	51878.060.140
3,0X40MM*	200	51878.030.040	4,5X80MM*	200	51878.045.080	6,0X150MM*	100	51878.060.150
3,0X45MM*	200	51878.030.045	4,5X100MM*	200	51878.045.100	6,0X160MM*	100	51878.060.160
3,0X50MM*	200	51878.030.050				6,0X180MM*	100	51878.060.180
			5,0x20MM*	500	51878.050.020	6,0X200MM*	100	51878.060.200
3,5X25MM*	500	51878.035.025	5,0X25MM*	500	51878.050.025	6,0X220MM*	100	51878.060.220
3,5X30MM*	500	51878.035.030	5,0X35MM*	500	51878.050.035	6,0X240MM*	100	51878.060.240
3,5X35MM*	500	51878.035.035	5,0X40MM*	200	51878.050.040	6,0X260MM*	100	51878.060.260
3,5X40MM*	200	51878.035.040	5,0X45MM*	200	51878.050.045	6,0X280MM*	100	51878.060.280
3,5X45MM*	200	51878.035.045	5,0X50MM*	200	51878.050.050	6,0X300MM*	100	51878.060.300
3,5X50MM*	200	51878.035.050	5,0X55MM*	200	51878.050.055			
			5,0X60MM*	100	51878.050.060	8,0X70MM*	100	51878.080.070
4,0X25MM*	500	51878.040.025	5,0X65MM*	100	51878.050.065	8,0X80MM*	100	51878.080.080
4,0X30MM*	500	51878.040.030	5,0X80MM*	100	51878.050.080	8,0X100MM*	100	51878.080.100
4,0X35MM*	500	51878.040.035	5,0X90MM*	100	51878.050.090	8,0X120MM*	100	51878.080.120
4,0X40MM*	200	51878.040.040	5,0X100MM*	100	51878.050.100	8,0X140MM*	100	51878.080.140
4,0X45MM*	200	51878.040.045	5,0X110MM*	100	51878.050.110	8,0X160MM*	100	51878.080.160
4,0X50MM*	200	51878.040.050				8,0X180MM*	100	51878.080.180
4,0X55MM*	200	51878.040.055	6,0X30MM*	100	51878.060.030	8,0X200MM*	100	51878.080.200
4,0X60MM*	200	51878.040.060	6,0X35MM*	100	51878.060.035	8,0X220MM*	100	51878.080.220
4,0X65MM*	200	51878.040.065	6,0X40MM*	100	51878.060.040	8,0X225MM*	100	51878.080.225
4,0X80MM*	200	51878.040.080	6,0X45MM*	100	51878.060.045	8,0X240MM*	100	51878.080.240
			6,0X50MM*	100	51878.060.050	8,0X260MM*	100	51878.080.260
4,5X25MM*	500	51878.045.025	6,0X55MM*	100	51878.060.055	8,0X280MM*	100	51878.080.280
4,5X30MM*	500	51878.045.030	6,0X60MM*	100	51878.060.060	8,0X300MM*	100	51878.080.300
4,5X35MM*	500	51878.045.035	6,0X70MM*	100	51878.060.070	8,0X325MM*	100	51878.080.325
4,5X40MM*	200	51878.045.040	6,0X80MM*	100	51878.060.080	8,0X350MM*	100	51878.080.350
4,5X45MM*	200	51878.045.045	6,0X90MM*	100	51878.060.090	8,0X360MM*	100	51878.080.360
4,5X50MM*	200	51878.045.050	6,0X100MM*	100	51878.060.100	8,0X375MM*	100	51878.080.375

55878	Šroub do dřeva se zápustnou hlavou s T-hvězdicí drážkou	R43A

Materiál Nerezocel A4

d x L	✉	Kód výrobku	d x L	✉	Kód výrobku	d x L	✉	Kód výrobku
6,0X40MM*	100	55878.060.040	6,0X120MM*	100	55878.060.120	8,0X70MM*	100	55878.080.070
6,0X45MM*	100	55878.060.045	6,0X130MM*	100	55878.060.130	8,0X80MM*	100	55878.080.080
6,0X50MM*	100	55878.060.050	6,0X140MM*	100	55878.060.140	8,0X90MM*	100	55878.080.090
6,0X60MM*	100	55878.060.060	6,0X150MM*	100	55878.060.150	8,0X100MM*	100	55878.080.100
6,0X70MM*	100	55878.060.070	6,0X160MM*	100	55878.060.160	8,0X120MM*	100	55878.080.120
6,0X80MM*	100	55878.060.080	6,0X180MM*	100	55878.060.180	8,0X140MM*	100	55878.080.140
6,0X90MM*	100	55878.060.090	6,0X200MM*	100	55878.060.200	8,0X160MM*	100	55878.080.160
6,0X100MM*	100	55878.060.100				8,0X180MM*	100	55878.080.180
6,0X110MM*	100	55878.060.110	8,0X60MM*	100	55878.080.060	8,0X200MM*	100	55878.080.200

Šroub do dřeva se zápustnou (plochou) hlavou s drážkou

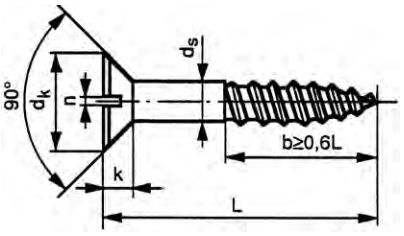

DIN **97**
NEN 2250
NF E25-604

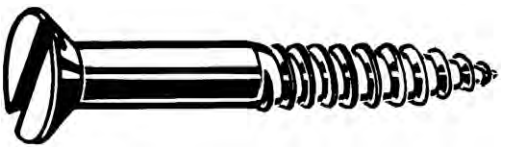

6

Technické údaje

d_s	d_k	k (max.)	n	d_s	d_k	k (max.)	n
2	3.8	1.2	0.5	**5**	9.2	2.5	1.2
2.5	4.7	1.5	0.6	**5.5**	10.2	2.75	1.2
3	5.6	1.65	0.8	**6**	11	3	1.6
3.5	6.5	1.93	0.8	**7**	12.5	3.5	2
4	7.5	2.2	1	**8**	14.5	4	2
4.5	8.3	2.35	1	**10**	18	5	2.5

- Závit do dřeva podle DIN 7998.

Skupiny produktů

Typ drážky	Materiál	Povrchová úprava	Kód	Strana
Drážkované	Oc	Zn	25130	6-179
Drážkované	NO A2		51870	6-180
Drážkované	NO A4		55870	6-180
Drážkované	Br Cu2/Cu3		49230	6-181
Drážkované	Br Cu2/Cu3	Ni.	49330	6-181

25130	Šroub do dřeva se zápustnou (plochou) hlavou s drážkou	K05A

Materiál Ocel
Povrchová úprava Pozinkované

d_s x L	✉	Kód výrobku	d_s x L	✉	Kód výrobku	d_s x L	✉	Kód výrobku
2X10MM	200	25130.020.010	3X30MM	200	25130.030.030			
2X12MM	200	25130.020.012	3X35MM	200	25130.030.035	4X10MM	200	25130.040.010
2X16MM	200	25130.020.016	3X40MM	200	25130.030.040	4X16MM	200	25130.040.016
2X20MM	200	25130.020.020	3X45MM	200	25130.030.045	4X20MM	200	25130.040.020
			3X50MM	200	25130.030.050	4X25MM	200	25130.040.025
2,5X10MM	200	25130.025.010				4X30MM	200	25130.040.030
2,5X12MM	200	25130.025.012	3,5X10MM	200	25130.035.010	4X35MM	200	25130.040.035
2,5X16MM	200	25130.025.016	3,5X12MM	200	25130.035.012	4X40MM	200	25130.040.040
2,5X20MM	200	25130.025.020	3,5X16MM	200	25130.035.016	4X45MM	200	25130.040.045
2,5X30MM	200	25130.025.030	3,5X20MM	200	25130.035.020	4X50MM	200	25130.040.050
			3,5X25MM	200	25130.035.025	4X60MM	200	25130.040.060
3X10MM	200	25130.030.010	3,5X30MM	200	25130.035.030	4X70MM	200	25130.040.070
3X12MM	200	25130.030.012	3,5X35MM	200	25130.035.035	4X80MM	200	25130.040.080
3X16MM	200	25130.030.016	3,5X40MM	200	25130.035.040	4X100MM	200	25130.040.100
3X20MM	200	25130.030.020	3,5X45MM	200	25130.035.045			
3X25MM	200	25130.030.025	3,5X50MM	200	25130.035.050	4,5X20MM	200	25130.045.020

25130 Šroub do dřeva se zápustnou (plochou) hlavou s drážkou

d_s x L	✉	Kód výrobku	d_s x L	✉	Kód výrobku	d_s x L	✉	Kód výrobku
4,5X25MM	200	25130.045.025	5X50MM	200	25130.050.050	6X40MM	200	25130.060.040
4,5X30MM	200	25130.045.030	5X60MM	200	25130.050.060	6X45MM	200	25130.060.045
4,5X35MM	200	25130.045.035	5X70MM	200	25130.050.070	6X50MM	200	25130.060.050
4,5X40MM	200	25130.045.040	5X80MM	200	25130.050.080	6X60MM	100	25130.060.060
4,5X45MM	200	25130.045.045				6X70MM	100	25130.060.070
4,5X50MM	200	25130.045.050	5,5X25MM	200	25130.055.025	6X80MM	100	25130.060.080
4,5X60MM	200	25130.045.060	5,5X30MM	200	25130.055.030	6X90MM	100	25130.060.090
4,5X70MM	200	25130.045.070	5,5X40MM	200	25130.055.040	6X100MM	100	25130.060.100
			5,5X45MM	200	25130.055.045	6X120MM	100	25130.060.120
5X20MM	200	25130.050.020	5,5X50MM	200	25130.055.050			
5X25MM	200	25130.050.025				7X50MM	100	25130.070.050
5X30MM	200	25130.050.030	6X20MM	200	25130.060.020	7X60MM	100	25130.070.060
5X35MM	200	25130.050.035	6X25MM	200	25130.060.025	7X70MM	100	25130.070.070
5X40MM	200	25130.050.040	6X30MM	200	25130.060.030	7X80MM	100	25130.070.080
5X45MM	200	25130.050.045	6X35MM	200	25130.060.035	7X100MM	100	25130.070.100

51870 Šroub do dřeva se zápustnou (plochou) hlavou s drážkou R03A

Materiál Nerezocel A2

d_s x L	✉	Kód výrobku	d_s x L	✉	Kód výrobku	d_s x L	✉	Kód výrobku
2,5X10MM	200	51870.025.010	4X60MM	200	51870.040.060	5,5X50MM	200	51870.055.050
2,5X12MM	200	51870.025.012	4X70MM	200	51870.040.070	5,5X60MM	100	51870.055.060
2,5X16MM	200	51870.025.016				5,5X70MM	100	51870.055.070
2,5X20MM	200	51870.025.020	4,5X16MM*	200	51870.045.016	5,5X75MM*	100	51870.055.075
2,5X25MM	200	51870.025.025	4,5X20MM	200	51870.045.020	5,5X90MM	100	51870.055.090
			4,5X25MM	200	51870.045.025	5,5X100MM	100	51870.055.100
3X10MM	200	51870.030.010	4,5X30MM	200	51870.045.030			
3X12MM	200	51870.030.012	4,5X35MM	200	51870.045.035	6X25MM	200	51870.060.025
3X16MM	200	51870.030.016	4,5X40MM	200	51870.045.040	6X30MM	200	51870.060.030
3X20MM	200	51870.030.020	4,5X45MM	200	51870.045.045	6X35MM	200	51870.060.035
3X25MM	200	51870.030.025	4,5X50MM	200	51870.045.050	6X40MM	200	51870.060.040
3X30MM	200	51870.030.030	4,5X60MM*	200	51870.045.060	6X45MM	200	51870.060.045
3X35MM*	200	51870.030.035	4,5X70MM*	200	51870.045.070	6X50MM	200	51870.060.050
3X40MM*	200	51870.030.040				6X60MM	100	51870.060.060
			5X16MM*	200	51870.050.016	6X65MM*	100	51870.060.065
3,5X12MM	200	51870.035.012	5X20MM	200	51870.050.020	6X70MM	100	51870.060.070
3,5X16MM	200	51870.035.016	5X25MM	200	51870.050.025	6X80MM	100	51870.060.080
3,5X20MM	200	51870.035.020	5X30MM	200	51870.050.030	6X90MM*	100	51870.060.090
3,5X25MM	200	51870.035.025	5X35MM	200	51870.050.035	6X100MM	100	51870.060.100
3,5X30MM	200	51870.035.030	5X40MM	200	51870.050.040	6X110MM*	100	51870.060.110
3,5X35MM	200	51870.035.035	5X45MM	200	51870.050.045	6X120MM*	100	51870.060.120
3,5X40MM	200	51870.035.040	5X50MM	200	51870.050.050			
3,5X45MM*	200	51870.035.045	5X60MM	200	51870.050.060	8X30MM*	100	51870.080.030
3,5X50MM	200	51870.035.050	5X65MM*	100	51870.050.065	8X40MM*	100	51870.080.040
			5X70MM	200	51870.050.070	8X50MM*	100	51870.080.050
4X10MM*	200	51870.040.010	5X75MM*	100	51870.050.075	8X60MM*	100	51870.080.060
4X12MM*	200	51870.040.012	5X80MM	200	51870.050.080	8X70MM*	100	51870.080.070
4X16MM	200	51870.040.016	5X90MM	200	51870.050.090	8X80MM*	100	51870.080.080
4X20MM	200	51870.040.020	5X100MM*	100	51870.050.100	8X90MM*	100	51870.080.090
4X25MM	200	51870.040.025				8X100MM*	100	51870.080.100
4X30MM	200	51870.040.030	5,5X25MM	200	51870.055.025	8X120MM*	100	51870.080.120
4X35MM	200	51870.040.035	5,5X30MM	200	51870.055.030			
4X40MM	200	51870.040.040	5,5X35MM	200	51870.055.035	10X120MM*	100	51870.100.120
4X45MM	200	51870.040.045	5,5X40MM	200	51870.055.040			
4X50MM	200	51870.040.050	5,5X45MM	200	51870.055.045			

55870 Šroub do dřeva se zápustnou (plochou) hlavou s drážkou R43A

Materiál Nerezocel A4

d_s x L	✉	Kód výrobku	d_s x L	✉	Kód výrobku	d_s x L	✉	Kód výrobku
2,5X12MM*	500	55870.025.012	3X20MM	200	55870.030.020	3,5X20MM	200	55870.035.020
2,5X16MM*	500	55870.025.016	3X25MM*	200	55870.030.025	3,5X25MM	200	55870.035.025
2,5X20MM*	500	55870.025.020	3X30MM*	200	55870.030.030	3,5X30MM*	200	55870.035.030
2,5X25MM*	500	55870.025.025	3X35MM*	200	55870.030.035	3,5X35MM*	200	55870.035.035
			3X40MM*	200	55870.030.040	3,5X40MM*	200	55870.035.040
3X10MM*	200	55870.030.010				3,5X45MM*	200	55870.035.045
3X12MM*	200	55870.030.012	3,5X12MM*	200	55870.035.012	3,5X50MM*	200	55870.035.050
3X16MM	200	55870.030.016	3,5X16MM*	200	55870.035.016			

55870 Šroub do dřeva se zápustnou (plochou) hlavou s drážkou

d_s x L	✉	Kód výrobku	d_s x L	✉	Kód výrobku	d_s x L	✉	Kód výrobku
4X16MM*	200	55870.040.016				6X40MM*	200	55870.060.040
4X20MM*	200	55870.040.020	5X16MM*	200	55870.050.016	6X45MM*	200	55870.060.045
4X25MM	200	55870.040.025	5X20MM*	200	55870.050.020	6X50MM	200	55870.060.050
4X30MM	200	55870.040.030	5X25MM*	200	55870.050.025	6X60MM	100	55870.060.060
4X35MM*	200	55870.040.035	5X30MM	200	55870.050.030	6X70MM	100	55870.060.070
4X40MM	200	55870.040.040	5X35MM*	200	55870.050.035	6X80MM	100	55870.060.080
4X45MM*	200	55870.040.045	5X40MM	200	55870.050.040	6X90MM	100	55870.060.090
4X50MM	200	55870.040.050	5X45MM*	200	55870.050.045	6X100MM	100	55870.060.100
4X60MM*	200	55870.040.060	5X50MM	200	55870.050.050	6X110MM*	100	55870.060.110
			5X60MM	200	55870.050.060			
4,5X25MM*	200	55870.045.025	5X70MM	200	55870.050.070	8X40MM*	100	55870.080.040
4,5X30MM*	200	55870.045.030	5X80MM	200	55870.050.080	8X50MM*	100	55870.080.050
4,5X35MM*	200	55870.045.035	5X90MM	200	55870.050.090	8X60MM*	100	55870.080.060
4,5X40MM*	200	55870.045.040				8X70MM*	100	55870.080.070
4,5X45MM*	200	55870.045.045	5,5X40MM	200	55870.055.040	8X80MM*	100	55870.080.080
4,5X50MM*	200	55870.045.050				8X100MM*	100	55870.080.100
4,5X60MM*	200	55870.045.060	6X30MM*	200	55870.060.030			
4,5X80MM*	200	55870.045.080	6X35MM*	200	55870.060.035			

49230 Šroub do dřeva se zápustnou (plochou) hlavou s drážkou M07A

Materiál Mosaz Cu2/Cu3

d_s x L	✉	Kód výrobku	d_s x L	✉	Kód výrobku	d_s x L	✉	Kód výrobku
2X8MM	200	49230.020.008	3,5X40MM	200	49230.035.040	5X40MM	200	49230.050.040
2X10MM	200	49230.020.010	3,5X45MM	200	49230.035.045	5X45MM	200	49230.050.045
2X12MM	200	49230.020.012	3,5X50MM	200	49230.035.050	5X50MM	200	49230.050.050
2X16MM	200	49230.020.016				5X60MM	200	49230.050.060
2X20MM	200	49230.020.020	4X12MM	200	49230.040.012	5X70MM	200	49230.050.070
			4X16MM	200	49230.040.016	5X80MM	200	49230.050.080
2,5X10MM	200	49230.025.010	4X20MM	200	49230.040.020			
2,5X12MM	200	49230.025.012	4X25MM	200	49230.040.025	5,5X30MM	200	49230.055.030
2,5X16MM	200	49230.025.016	4X30MM	200	49230.040.030	5,5X40MM	200	49230.055.040
2,5X20MM	200	49230.025.020	4X35MM	200	49230.040.035	5,5X45MM	200	49230.055.045
2,5X25MM	200	49230.025.025	4X40MM	200	49230.040.040	5,5X50MM	200	49230.055.050
2,5X30MM	200	49230.025.030	4X45MM	200	49230.040.045	5,5X60MM	100	49230.055.060
			4X50MM	200	49230.040.050	5,5X70MM	100	49230.055.070
3X10MM	200	49230.030.010	4X60MM	200	49230.040.060	5,5X80MM	100	49230.055.080
3X12MM	200	49230.030.012	4X70MM	200	49230.040.070	5,5X90MM	100	49230.055.090
3X16MM	200	49230.030.016				5,5X100MM	100	49230.055.100
3X20MM	200	49230.030.020	4,5X20MM	200	49230.045.020			
3X25MM	200	49230.030.025	4,5X25MM	200	49230.045.025	6X30MM	200	49230.060.030
3X30MM	200	49230.030.030	4,5X30MM	200	49230.045.030	6X35MM	200	49230.060.035
3X35MM	200	49230.030.035	4,5X35MM	200	49230.045.035	6X40MM	200	49230.060.040
3X40MM	200	49230.030.040	4,5X40MM	200	49230.045.040	6X45MM	200	49230.060.045
			4,5X45MM	200	49230.045.045	6X50MM	200	49230.060.050
3,5X10MM	200	49230.035.010	4,5X50MM	200	49230.045.050	6X60MM	100	49230.060.060
3,5X12MM	200	49230.035.012	4,5X60MM	200	49230.045.060	6X70MM	100	49230.060.070
3,5X16MM	200	49230.035.016				6X80MM	100	49230.060.080
3,5X20MM	200	49230.035.020	5X20MM	200	49230.050.020	6X90MM	100	49230.060.090
3,5X25MM	200	49230.035.025	5X25MM	200	49230.050.025	6X100MM	100	49230.060.100
3,5X30MM	200	49230.035.030	5X30MM	200	49230.050.030			
3,5X35MM	200	49230.035.035	5X35MM	200	49230.050.035	7X70MM	100	49230.070.070

49330 Šroub do dřeva se zápustnou (plochou) hlavou s drážkou M07A

Materiál Mosaz Cu2/Cu3
Povrchová úprava Poniklované

d_s x L	✉	Kód výrobku	d_s x L	✉	Kód výrobku	d_s x L	✉	Kód výrobku
2X10MM	200	49330.020.010	3X25MM	200	49330.030.025	4X25MM	200	49330.040.025
2X12MM	200	49330.020.012				4X30MM	200	49330.040.030
			3,5X10MM	200	49330.035.010	4X35MM	200	49330.040.035
2,5X12MM	200	49330.025.012	3,5X16MM	200	49330.035.016	4X40MM	200	49330.040.040
2,5X16MM	200	49330.025.016	3,5X20MM	200	49330.035.020	4X45MM	200	49330.040.045
2,5X20MM	200	49330.025.020	3,5X25MM	200	49330.035.025	4X50MM	200	49330.040.050
			3,5X40MM	200	49330.035.040			
3X10MM	200	49330.030.010				4,5X20MM	200	49330.045.020
3X12MM	200	49330.030.012	4X12MM	200	49330.040.012	4,5X25MM	200	49330.045.025
3X16MM	200	49330.030.016	4X16MM	200	49330.040.016	4,5X30MM	200	49330.045.030
3X20MM	200	49330.030.020	4X20MM	200	49330.040.020	4,5X35MM	200	49330.045.035

49330 **Šroub do dřeva se zápustnou (plochou) hlavou s drážkou** ←

d_s x L	✉	Kód výrobku	d_s x L	✉	Kód výrobku	d_s x L	✉	Kód výrobku
4,5X40MM	200	49330.045.040				6X30MM	200	49330.060.030
4,5X60MM	200	49330.045.060	5,5X25MM	200	49330.055.025	6X40MM	200	49330.060.040
4,5X70MM	200	49330.045.070	5,5X30MM	200	49330.055.030	6X50MM	200	49330.060.050
			5,5X40MM	200	49330.055.040	6X60MM	100	49330.060.060
5X30MM	200	49330.050.030	5,5X50MM	200	49330.055.050	6X70MM	100	49330.060.070
5X40MM	200	49330.050.040	5,5X60MM	100	49330.055.060	6X80MM	100	49330.060.080
5X45MM	200	49330.050.045	5,5X70MM	100	49330.055.070			
5X60MM	200	49330.050.060						

Šroub do dřeva s půlkulovou hlavou s drážkou

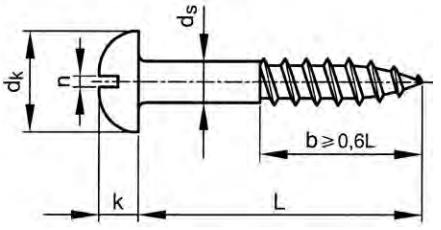

DIN **96**
NEN 2251
NF E25-606

Technické údaje

d_s	d_k	k (max.)	n
2	4	1.4	0.5
2.5	5	1.7	0.6
3	6	2.1	0.8
3.5	7	2.4	0.8
4	8	2.8	1
4.5	9	3.1	1
5	10	3.5	1.2
5.5	11	3.8	1.2
6	12	4.2	1.6
7	14	4.9	2
8	16	5.6	2

- Závit do dřeva podle DIN 7998.

Skupiny produktů

Typ drážky	Materiál	Povrchová úprava	Kód	Strana
Drážkované	Oc	Zn	25110	6-182
Drážkované	NO A2		51860	6-183
Drážkované	NO A4		55860	6-183
Drážkované	Br Cu2/Cu3		49210	6-184
Drážkované	Br Cu2/Cu3	Ni.	49310	6-184

25110 **Šroub do dřeva s půlkulovou hlavou s drážkou** **K05A**

Materiál Ocel
Povrchová úprava Pozinkované

RoHS

d_s x L	✉	Kód výrobku	d_s x L	✉	Kód výrobku	d_s x L	✉	Kód výrobku
2X10MM	200	25110.020.010				4X40MM	200	25110.040.040
2X12MM	200	25110.020.012	3,5X10MM	200	25110.035.010	4X50MM	200	25110.040.050
			3,5X12MM	200	25110.035.012	4X60MM	200	25110.040.060
2,5X10MM	200	25110.025.010	3,5X16MM	200	25110.035.016	4X70MM	200	25110.040.070
2,5X12MM	200	25110.025.012	3,5X20MM	200	25110.035.020	4X80MM	200	25110.040.080
2,5X16MM	200	25110.025.016	3,5X25MM	200	25110.035.025			
2,5X20MM	200	25110.025.020	3,5X30MM	200	25110.035.030	4,5X16MM	200	25110.045.016
2,5X25MM	200	25110.025.025	3,5X35MM	200	25110.035.035	4,5X20MM	200	25110.045.020
2,5X30MM	200	25110.025.030	3,5X40MM	200	25110.035.040	4,5X25MM	200	25110.045.025
			3,5X45MM	200	25110.035.045	4,5X30MM	200	25110.045.030
3X10MM	200	25110.030.010	3,5X60MM	200	25110.035.060	4,5X40MM	200	25110.045.040
3X12MM	200	25110.030.012				4,5X45MM	200	25110.045.045
3X16MM	200	25110.030.016	4X12MM	200	25110.040.012	4,5X50MM	200	25110.045.050
3X20MM	200	25110.030.020	4X16MM	200	25110.040.016	4,5X60MM	200	25110.045.060
3X25MM	200	25110.030.025	4X20MM	200	25110.040.020			
3X30MM	200	25110.030.030	4X25MM	200	25110.040.025	5X16MM	200	25110.050.016
3X35MM	200	25110.030.035	4X30MM	200	25110.040.030	5X20MM	200	25110.050.020
3X40MM	200	25110.030.040	4X35MM	200	25110.040.035	5X25MM	200	25110.050.025

25110 Šroub do dřeva s půlkulovou hlavou s drážkou

d_s x L	✉	Kód výrobku	d_s x L	✉	Kód výrobku	d_s x L	✉	Kód výrobku
5X30MM	200	25110.050.030	5,5X25MM	200	25110.055.025	6X30MM	200	25110.060.030
5X35MM	200	25110.050.035	5,5X30MM	200	25110.055.030	6X35MM	200	25110.060.035
5X40MM	200	25110.050.040	5,5X40MM	200	25110.055.040	6X40MM	200	25110.060.040
5X45MM	200	25110.050.045	5,5X45MM	200	25110.055.045	6X50MM	200	25110.060.050
5X50MM	200	25110.050.050	5,5X50MM	200	25110.055.050	6X60MM	100	25110.060.060
5X60MM	200	25110.050.060	5,5X60MM	100	25110.055.060	6X70MM	100	25110.060.070
5X70MM	200	25110.050.070	5,5X70MM	100	25110.055.070	6X80MM	100	25110.060.080
5X80MM	200	25110.050.080	5,5X100MM	100	25110.055.100			
						7X50MM	100	25110.070.050
5,5X20MM	200	25110.055.020	6X25MM	200	25110.060.025	7X60MM	100	25110.070.060

51860 Šroub do dřeva s půlkulovou hlavou s drážkou R03A

Materiál Nerezocel A2

d_s x L	✉	Kód výrobku	d_s x L	✉	Kód výrobku	d_s x L	✉	Kód výrobku
2,5X10MM	200	51860.025.010	4X35MM	200	51860.040.035	5X80MM	200	51860.050.080
2,5X12MM	200	51860.025.012	4X40MM	200	51860.040.040	5X90MM	200	51860.050.090
2,5X16MM	200	51860.025.016	4X45MM	200	51860.040.045	5X100MM*	100	51860.050.100
2,5X20MM	200	51860.025.020	4X50MM	200	51860.040.050			
2,5X25MM*	500	51860.025.025	4X60MM	200	51860.040.060	5,5X25MM	200	51860.055.025
			4X70MM*	200	51860.040.070	5,5X30MM	200	51860.055.030
3X10MM	200	51860.030.010				5,5X35MM	200	51860.055.035
3X12MM	200	51860.030.012	4,5X16MM*	200	51860.045.016	5,5X40MM	200	51860.055.040
3X16MM	200	51860.030.016	4,5X20MM*	200	51860.045.020	5,5X50MM	200	51860.055.050
3X20MM	200	51860.030.020	4,5X25MM	200	51860.045.025	5,5X60MM*	200	51860.055.060
3X25MM	200	51860.030.025	4,5X30MM	200	51860.045.030	5,5X90MM*	100	51860.055.090
3X30MM	200	51860.030.030	4,5X35MM	200	51860.045.035			
3X35MM*	200	51860.030.035	4,5X40MM	200	51860.045.040	6X20MM*	200	51860.060.020
3X40MM*	200	51860.030.040	4,5X45MM*	200	51860.045.045	6X25MM	200	51860.060.025
			4,5X50MM	200	51860.045.050	6X30MM	200	51860.060.030
3,5X12MM	200	51860.035.012	4,5X60MM*	200	51860.045.060	6X35MM	200	51860.060.035
3,5X16MM	200	51860.035.016	4,5X70MM*	200	51860.045.070	6X40MM	200	51860.060.040
3,5X20MM	200	51860.035.020				6X45MM	200	51860.060.045
3,5X25MM	200	51860.035.025	5X16MM	200	51860.050.016	6X50MM	200	51860.060.050
3,5X30MM	200	51860.035.030	5X20MM	200	51860.050.020	6X55MM*	200	51860.060.055
3,5X35MM	200	51860.035.035	5X25MM	200	51860.050.025	6X60MM	100	51860.060.060
3,5X40MM*	200	51860.035.040	5X30MM	200	51860.050.030	6X70MM	100	51860.060.070
3,5X45MM*	200	51860.035.045	5X35MM	200	51860.050.035	6X80MM	100	51860.060.080
3,5X50MM*	200	51860.035.050	5X40MM	200	51860.050.040	6X90MM	100	51860.060.090
			5X45MM	200	51860.050.045	6X100MM	100	51860.060.100
4X12MM	200	51860.040.012	5X50MM	200	51860.050.050	6X110MM*	100	51860.060.110
4X16MM	200	51860.040.016	5X55MM*	200	51860.050.055	6X120MM*	100	51860.060.120
4X20MM	200	51860.040.020	5X60MM	200	51860.050.060			
4X25MM	200	51860.040.025	5X65MM*	100	51860.050.065	8X60MM*	100	51860.080.060
4X30MM	200	51860.040.030	5X70MM	200	51860.050.070			

55860 Šroub do dřeva s půlkulovou hlavou s drážkou R43A

Materiál Nerezocel A4

d_s x L	✉	Kód výrobku	d_s x L	✉	Kód výrobku	d_s x L	✉	Kód výrobku
2,5X10MM*	500	55860.025.010	3,5X50MM*	200	55860.035.050	5X25MM*	200	55860.050.025
2,5X12MM*	500	55860.025.012				5X30MM*	200	55860.050.030
2,5X20MM*	500	55860.025.020	4X16MM*	200	55860.040.016	5X35MM*	200	55860.050.035
			4X20MM*	200	55860.040.020	5X40MM*	200	55860.050.040
3X12MM*	200	55860.030.012	4X25MM*	200	55860.040.025	5X45MM*	200	55860.050.045
3X16MM*	200	55860.030.016	4X30MM*	200	55860.040.030	5X50MM*	200	55860.050.050
3X20MM*	200	55860.030.020	4X35MM*	200	55860.040.035	5X60MM*	200	55860.050.060
3X25MM*	200	55860.030.025	4X40MM*	200	55860.040.040	5X70MM*	100	55860.050.070
3X30MM*	200	55860.030.030	4X45MM*	200	55860.040.045	5X75MM*	100	55860.050.075
3X40MM*	200	55860.030.040	4X50MM*	200	55860.040.050			
						6X30MM*	200	55860.060.030
3,5X16MM*	200	55860.035.016	4,5X20MM*	200	55860.045.020	6X35MM*	200	55860.060.035
3,5X20MM*	200	55860.035.020	4,5X35MM*	200	55860.045.035	6X40MM*	200	55860.060.040
3,5X25MM*	200	55860.035.025	4,5X50MM*	200	55860.045.050	6X45MM*	200	55860.060.045
3,5X30MM*	200	55860.035.030				6X50MM*	200	55860.060.050
3,5X40MM*	200	55860.035.040	5X20MM*	200	55860.050.020	6X70MM*	100	55860.060.070

49210 Šroub do dřeva s půlkulovou hlavou s drážkou M07A

Materiál Mosaz Cu2/Cu3

d_s x L	✉	Kód výrobku
2X8MM	200	49210.020.008
2X10MM	200	49210.020.010
2X12MM	200	49210.020.012
2X16MM	200	49210.020.016
2,5X10MM	200	49210.025.010
2,5X12MM	200	49210.025.012
2,5X16MM	200	49210.025.016
2,5X20MM	200	49210.025.020
2,5X25MM	200	49210.025.025
2,5X30MM	200	49210.025.030
3X10MM	200	49210.030.010
3X12MM	200	49210.030.012
3X16MM	200	49210.030.016
3X20MM	200	49210.030.020
3X25MM	200	49210.030.025
3X30MM	200	49210.030.030
3X35MM	200	49210.030.035
3X40MM	200	49210.030.040
3,5X10MM	200	49210.035.010
3,5X12MM	200	49210.035.012
3,5X16MM	200	49210.035.016
3,5X20MM	200	49210.035.020
3,5X25MM	200	49210.035.025
3,5X30MM	200	49210.035.030
3,5X35MM	200	49210.035.035
3,5X40MM	200	49210.035.040
3,5X45MM	200	49210.035.045
3,5X50MM	200	49210.035.050
4X12MM	200	49210.040.012
4X16MM	200	49210.040.016
4X20MM	200	49210.040.020
4X25MM	200	49210.040.025
4X30MM	200	49210.040.030
4X35MM	200	49210.040.035
4X40MM	200	49210.040.040
4X45MM	200	49210.040.045
4X50MM	200	49210.040.050
4X60MM	200	49210.040.060
4X70MM	200	49210.040.070
4,5X20MM	200	49210.045.020
4,5X25MM	200	49210.045.025
4,5X30MM	200	49210.045.030
4,5X35MM	200	49210.045.035
4,5X40MM	200	49210.045.040
4,5X45MM	200	49210.045.045
4,5X50MM	200	49210.045.050
5X20MM	200	49210.050.020
5X25MM	200	49210.050.025
5X30MM	200	49210.050.030
5X35MM	200	49210.050.035
5X40MM	200	49210.050.040
5X45MM	200	49210.050.045
5X50MM	200	49210.050.050
5X60MM	200	49210.050.060
5X70MM	200	49210.050.070
5X80MM	200	49210.050.080
5,5X20MM	200	49210.055.020
5,5X30MM	200	49210.055.030
5,5X40MM	200	49210.055.040
5,5X50MM	200	49210.055.050
5,5X60MM	100	49210.055.060
5,5X70MM	100	49210.055.070
6X30MM	200	49210.060.030
6X35MM	200	49210.060.035
6X40MM	200	49210.060.040
6X45MM	200	49210.060.045
6X50MM	200	49210.060.050
6X60MM	100	49210.060.060
6X70MM	100	49210.060.070
6X80MM	100	49210.060.080

49310 Šroub do dřeva s půlkulovou hlavou s drážkou M07A

Materiál Mosaz Cu2/Cu3
Povrchová úprava Poniklované

d_s x L	✉	Kód výrobku
2X10MM	200	49310.020.010
2X12MM	200	49310.020.012
2X16MM	200	49310.020.016
2,5X10MM	200	49310.025.010
2,5X12MM	200	49310.025.012
2,5X16MM	200	49310.025.016
2,5X20MM	200	49310.025.020
2,5X25MM	200	49310.025.025
3X10MM	200	49310.030.010
3X12MM	200	49310.030.012
3X16MM	200	49310.030.016
3X20MM	200	49310.030.020
3X25MM	200	49310.030.025
3X30MM	200	49310.030.030
3,5X10MM	200	49310.035.010
3,5X12MM	200	49310.035.012
3,5X16MM	200	49310.035.016
3,5X20MM	200	49310.035.020
3,5X25MM	200	49310.035.025
3,5X30MM	200	49310.035.030
3,5X35MM	200	49310.035.035
3,5X40MM	200	49310.035.040
4X12MM	200	49310.040.012
4X20MM	200	49310.040.020
4X25MM	200	49310.040.025
4X30MM	200	49310.040.030
4X35MM	200	49310.040.035
4X40MM	200	49310.040.040
4X45MM	200	49310.040.045
4X50MM	200	49310.040.050
4,5X20MM	200	49310.045.020
4,5X25MM	200	49310.045.025
4,5X30MM	200	49310.045.030
4,5X35MM	200	49310.045.035
4,5X40MM	200	49310.045.040
4,5X50MM	200	49310.045.050
5X25MM	200	49310.050.025
5X30MM	200	49310.050.030
5X35MM	200	49310.050.035
5X40MM	200	49310.050.040
5X50MM	200	49310.050.050
5,5X50MM	200	49310.055.050
5,5X60MM	100	49310.055.060
5,5X70MM	100	49310.055.070
6X30MM	200	49310.060.030
6X40MM	200	49310.060.040
6X60MM	100	49310.060.060
6X70MM	100	49310.060.070
6X80MM	100	49310.060.080

Šroub do dřeva se zápustnou hlavou čočkovitou s drážkou

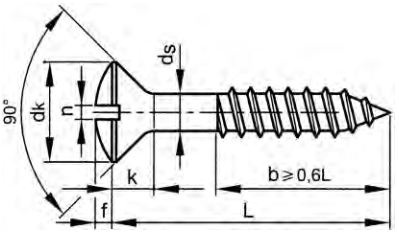

DIN	**95**
NEN	2252
NF	E25-605

Technické údaje

d_s	d_k	f ≈	k (max.)	n
2	3.8	0.5	1.2	0.5
2.5	4.7	0.6	1.5	0.6
3	5.6	0.75	1.65	0.8
3.5	6.5	0.9	1.93	0.8
4	7.5	1	2.2	1
4.5	8.3	1.1	2.35	1
5	9.2	1.25	2.5	1.2
5.5	10.2	1.4	2.75	1.2
6	11	1.5	3	1.6
7	12.5	1.75	3.5	1.8
8	14.5	2	4	2

- Závit do dřeva podle DIN 7998.

Skupiny produktů

Typ drážky	Materiál	Povrchová úprava	Kód	Strana
Drážkované	NO A2		51880	6-185
Drážkované	NO A4		55880	6-186
Drážkované	Br Cu2/Cu3		49250	6-186
Drážkované	Br Cu2/Cu3	Ni.	49350	6-186

51880 **Šroub do dřeva se zápustnou hlavou čočkovitou s drážkou** **R03A**

Materiál Nerezocel A2

d_s x L	✉	Kód výrobku
2,5X10MM	200	51880.025.010
2,5X12MM*	500	51880.025.012
2,5X16MM	200	51880.025.016
2,5X20MM	200	51880.025.020
2,5X25MM	200	51880.025.025
3X10MM*	200	51880.030.010
3X12MM	200	51880.030.012
3X16MM	200	51880.030.016
3X20MM	200	51880.030.020
3X25MM	200	51880.030.025
3X30MM	200	51880.030.030
3X35MM	200	51880.030.035
3X40MM*	200	51880.030.040
3,5X12MM	200	51880.035.012
3,5X16MM	200	51880.035.016
3,5X20MM	200	51880.035.020
3,5X25MM	200	51880.035.025
3,5X30MM	200	51880.035.030
3,5X35MM	200	51880.035.035
3,5X40MM	200	51880.035.040
3,5X45MM*	200	51880.035.045
3,5X50MM*	200	51880.035.050
4X12MM	200	51880.040.012
4X16MM	200	51880.040.016
4X20MM	200	51880.040.020
4X25MM	200	51880.040.025
4X30MM	200	51880.040.030
4X35MM	200	51880.040.035
4X40MM	200	51880.040.040

d_s x L	✉	Kód výrobku
4X45MM	200	51880.040.045
4X50MM	200	51880.040.050
4X60MM	200	51880.040.060
4X70MM*	200	51880.040.070
4,5X16MM*	200	51880.045.016
4,5X20MM*	200	51880.045.020
4,5X25MM	200	51880.045.025
4,5X30MM	200	51880.045.030
4,5X35MM	200	51880.045.035
4,5X40MM	200	51880.045.040
4,5X45MM	200	51880.045.045
4,5X50MM	200	51880.045.050
4,5X60MM*	200	51880.045.060
4,5X65MM*	200	51880.045.065
4,5X70MM*	200	51880.045.070
5X16MM*	200	51880.050.016
5X20MM	200	51880.050.020
5X25MM	200	51880.050.025
5X30MM	200	51880.050.030
5X35MM	200	51880.050.035
5X40MM	200	51880.050.040
5X45MM	200	51880.050.045
5X50MM	200	51880.050.050
5X60MM	200	51880.050.060
5X70MM	200	51880.050.070
5X75MM*	100	51880.050.075
5X80MM*	100	51880.050.080
5X90MM*	100	51880.050.090
5X100MM*	100	51880.050.100

d_s x L	✉	Kód výrobku
5,5X20MM*	200	51880.055.020
5,5X30MM*	200	51880.055.030
5,5X35MM*	200	51880.055.035
5,5X40MM	200	51880.055.040
5,5X45MM	200	51880.055.045
5,5X50MM	200	51880.055.050
5,5X60MM	100	51880.055.060
5,5X70MM	100	51880.055.070
6X20MM*	200	51880.060.020
6X25MM*	200	51880.060.025
6X30MM	200	51880.060.030
6X35MM	200	51880.060.035
6X40MM	200	51880.060.040
6X45MM	200	51880.060.045
6X50MM	200	51880.060.050
6X60MM	100	51880.060.060
6X65MM*	100	51880.060.065
6X70MM	100	51880.060.070
6X75MM*	100	51880.060.075
6X80MM*	100	51880.060.080
6X90MM*	100	51880.060.090
6X100MM*	100	51880.060.100
6X110MM*	100	51880.060.110
6X120MM*	100	51880.060.120
7X80MM*	100	51880.070.080
8X40MM*	100	51880.080.040
8X45MM*	100	51880.080.045
8X60MM*	100	51880.080.060
8X80MM*	100	51880.080.080

51880 Šroub do dřeva se zápustnou hlavou čočkovitou s drážkou ←

d_s x L	✉	Kód výrobku
8X90MM*	100	51880.080.090

55880 Šroub do dřeva se zápustnou hlavou čočkovitou s drážkou R43A

Materiál Nerezocel A4

RoHS

d_s x L	✉	Kód výrobku	d_s x L	✉	Kód výrobku	d_s x L	✉	Kód výrobku
2,5X10MM*	500	55880.025.010	4X16MM*	200	55880.040.016	5X40MM*	200	55880.050.040
2,5X12MM*	500	55880.025.012	4X20MM*	200	55880.040.020	5X45MM*	200	55880.050.045
2,5X16MM*	500	55880.025.016	4X25MM*	200	55880.040.025	5X50MM*	200	55880.050.050
2,5X20MM*	500	55880.025.020	4X30MM*	200	55880.040.030	5X60MM*	200	55880.050.060
			4X35MM*	200	55880.040.035	5X70MM*	100	55880.050.070
3X12MM*	200	55880.030.012	4X40MM*	200	55880.040.040	5X80MM*	100	55880.050.080
3X16MM*	200	55880.030.016	4X45MM*	200	55880.040.045			
3X20MM*	200	55880.030.020	4X50MM*	200	55880.040.050	6X20MM*	200	55880.060.020
3X25MM*	200	55880.030.025	4X60MM*	200	55880.040.060	6X25MM*	200	55880.060.025
3X30MM*	200	55880.030.030	4X70MM*	200	55880.040.070	6X30MM*	200	55880.060.030
3X35MM*	200	55880.030.035				6X35MM*	200	55880.060.035
3X40MM*	200	55880.030.040	4,5X20MM*	200	55880.045.020	6X40MM*	200	55880.060.040
			4,5X25MM*	200	55880.045.025	6X45MM*	200	55880.060.045
3,5X16MM*	200	55880.035.016	4,5X30MM*	200	55880.045.030	6X50MM*	200	55880.060.050
3,5X20MM*	200	55880.035.020	4,5X45MM*	200	55880.045.045	6X60MM*	200	55880.060.060
3,5X25MM*	200	55880.035.025	4,5X50MM*	200	55880.045.050	6X70MM*	100	55880.060.070
3,5X30MM*	200	55880.035.030				6X75MM*	100	55880.060.075
3,5X35MM*	200	55880.035.035	5X20MM*	200	55880.050.020	6X80MM*	100	55880.060.080
3,5X40MM*	200	55880.035.040	5X25MM*	200	55880.050.025			
3,5X45MM*	200	55880.035.045	5X30MM*	200	55880.050.030	8X80MM*	100	55880.080.080
			5X35MM*	200	55880.050.035	8X90MM*	100	55880.080.090

49250 Šroub do dřeva se zápustnou hlavou čočkovitou s drážkou M07A

Materiál Mosaz Cu2/Cu3

RoHS

d_s x L	✉	Kód výrobku	d_s x L	✉	Kód výrobku	d_s x L	✉	Kód výrobku
2,5X10MM	200	49250.025.010	4X16MM	200	49250.040.016	4,5X70MM	200	49250.045.070
2,5X12MM	200	49250.025.012	4X20MM	200	49250.040.020			
2,5X16MM	200	49250.025.016	4X25MM	200	49250.040.025	5X25MM	200	49250.050.025
			4X30MM	200	49250.040.030	5X30MM	200	49250.050.030
3X12MM	200	49250.030.012	4X35MM	200	49250.040.035	5X35MM	200	49250.050.035
3X16MM	200	49250.030.016	4X40MM	200	49250.040.040	5X40MM	200	49250.050.040
3X20MM	200	49250.030.020	4X45MM	200	49250.040.045	5X45MM	200	49250.050.045
3X25MM	200	49250.030.025	4X50MM	200	49250.040.050	5X50MM	200	49250.050.050
3X30MM	200	49250.030.030	4X60MM	200	49250.040.060	5X60MM	200	49250.050.060
			4X70MM	200	49250.040.070	5X70MM	200	49250.050.070
3,5X12MM	200	49250.035.012				5X80MM	200	49250.050.080
3,5X16MM	200	49250.035.016	4,5X25MM	200	49250.045.025			
3,5X20MM	200	49250.035.020	4,5X30MM	200	49250.045.030	5,5X40MM	200	49250.055.040
3,5X25MM	200	49250.035.025	4,5X35MM	200	49250.045.035	5,5X50MM	200	49250.055.050
3,5X30MM	200	49250.035.030	4,5X40MM	200	49250.045.040	5,5X60MM	100	49250.055.060
3,5X35MM	200	49250.035.035	4,5X45MM	200	49250.045.045	5,5X70MM	100	49250.055.070
3,5X40MM	200	49250.035.040	4,5X50MM	200	49250.045.050	5,5X80MM	100	49250.055.080
			4,5X60MM	200	49250.045.060			

49350 Šroub do dřeva se zápustnou hlavou čočkovitou s drážkou M07A

Materiál Mosaz Cu2/Cu3
Povrchová úprava Poniklované

RoHS

d_s x L	✉	Kód výrobku	d_s x L	✉	Kód výrobku	d_s x L	✉	Kód výrobku
2X10MM	200	49350.020.010	2,5X16MM	200	49350.025.016	3X12MM	200	49350.030.012
2X12MM	200	49350.020.012	2,5X20MM	200	49350.025.020	3X16MM	200	49350.030.016
2X16MM	200	49350.020.016	2,5X25MM	200	49350.025.025	3X20MM	200	49350.030.020
			2,5X30MM	200	49350.025.030	3X25MM	200	49350.030.025
2,5X10MM	200	49350.025.010				3X30MM	200	49350.030.030
2,5X12MM	200	49350.025.012	3X10MM	200	49350.030.010	3X35MM	200	49350.030.035

6

49350 **Šroub do dřeva se zápustnou hlavou čočkovitou s drážkou** ←

d_s x L	✉	Kód výrobku	d_s x L	✉	Kód výrobku	d_s x L	✉	Kód výrobku
3X40MM	200	49350.030.040	4X45MM	200	49350.040.045	5X40MM	200	49350.050.040
			4X50MM	200	49350.040.050	5X45MM	200	49350.050.045
3,5X12MM	200	49350.035.012	4X60MM	200	49350.040.060	5X50MM	200	49350.050.050
3,5X16MM	200	49350.035.016	4X70MM	200	49350.040.070	5X60MM	200	49350.050.060
3,5X20MM	200	49350.035.020				5X70MM	200	49350.050.070
3,5X25MM	200	49350.035.025	4,5X20MM	200	49350.045.020			
3,5X30MM	200	49350.035.030	4,5X25MM	200	49350.045.025	5,5X40MM	200	49350.055.040
3,5X35MM	200	49350.035.035	4,5X30MM	200	49350.045.030	5,5X50MM	200	49350.055.050
3,5X40MM	200	49350.035.040	4,5X35MM	200	49350.045.035	5,5X60MM	100	49350.055.060
3,5X45MM	200	49350.035.045	4,5X40MM	200	49350.045.040	5,5X70MM	100	49350.055.070
3,5X50MM	200	49350.035.050	4,5X45MM	200	49350.045.045			
			4,5X50MM	200	49350.045.050	6X30MM	200	49350.060.030
4X12MM	200	49350.040.012	4,5X60MM	200	49350.045.060	6X35MM	200	49350.060.035
4X16MM	200	49350.040.016	4,5X70MM	200	49350.045.070	6X40MM	200	49350.060.040
4X20MM	200	49350.040.020				6X45MM	200	49350.060.045
4X25MM	200	49350.040.025	5X20MM	200	49350.050.020	6X50MM	200	49350.060.050
4X30MM	200	49350.040.030	5X25MM	200	49350.050.025	6X60MM	100	49350.060.060
4X35MM	200	49350.040.035	5X30MM	200	49350.050.030	6X70MM	100	49350.060.070
4X40MM	200	49350.040.040	5X35MM	200	49350.050.035	6X80MM	100	49350.060.080

Šroub do dřeva se zápustnou hlavou s křížovou drážkou

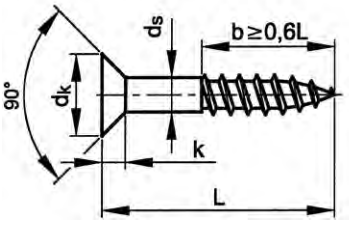

POZIDRIV (Z)

DIN	**7997-Z**
NEN	2253
NF	E25-601

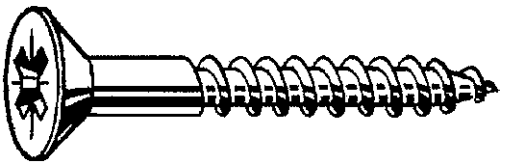

Technické údaje

d_s	d_k	k (max.)	Čís. křížové drážky
3	5.6	1.65	1
3.5	6.5	1.93	2
4	7.5	2.2	2
4.5	8.3	2.35	2
5	9.2	2.5	2
6	11	3	3

- Závit do dřeva podle DIN 7998.

51876 **Šroub do dřeva se zápustnou hlavou s křížovou drážkou Pozidriv** **R03A**

Materiál Nerezocel A2

RoHS

d_s x L	✉	Kód výrobku	d_s x L	✉	Kód výrobku	d_s x L	✉	Kód výrobku
3X12MM	200	51876.030.012	4X50MM	200	51876.040.050	5X60MM	200	51876.050.060
3X16MM	200	51876.030.016	4X60MM	200	51876.040.060	5X70MM	200	51876.050.070
3X20MM	200	51876.030.020				5X75MM*	100	51876.050.075
3X25MM	200	51876.030.025	4,5X20MM	200	51876.045.020	5X80MM	200	51876.050.080
3X30MM*	200	51876.030.030	4,5X25MM	200	51876.045.025	5X90MM	200	51876.050.090
			4,5X30MM	200	51876.045.030	5X100MM	200	51876.050.100
3,5X16MM	200	51876.035.016	4,5X35MM	200	51876.045.035			
3,5X20MM	200	51876.035.020	4,5X40MM	200	51876.045.040	6X30MM*	200	51876.060.030
3,5X25MM	200	51876.035.025	4,5X45MM*	200	51876.045.045	6X35MM*	200	51876.060.035
3,5X30MM	200	51876.035.030	4,5X50MM	200	51876.045.050	6X40MM	200	51876.060.040
3,5X35MM*	200	51876.035.035	4,5X60MM*	200	51876.045.060	6X45MM*	200	51876.060.045
3,5X40MM	200	51876.035.040				6X50MM	200	51876.060.050
			5X20MM	200	51876.050.020	6X60MM	100	51876.060.060
4X16MM	200	51876.040.016	5X25MM*	200	51876.050.025	6X70MM	100	51876.060.070
4X20MM	200	51876.040.020	5X30MM	200	51876.050.030	6X80MM	100	51876.060.080
4X25MM	200	51876.040.025	5X35MM*	200	51876.050.035	6X90MM*	100	51876.060.090
4X30MM	200	51876.040.030	5X40MM	200	51876.050.040	6X100MM	100	51876.060.100
4X35MM	200	51876.040.035	5X45MM	200	51876.050.045	6X110MM*	100	51876.060.110
4X40MM	200	51876.040.040	5X50MM	200	51876.050.050	6X120MM*	100	51876.060.120
4X45MM	200	51876.040.045						

Dvojitý vrut do dřeva se zápustnou hlavou / žebra PZ

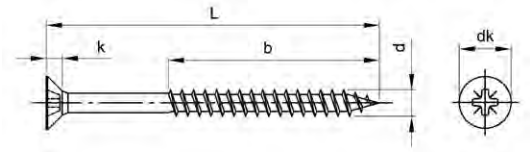

Technické údaje

d	d_k	k	Čís. křížové drážky
3	6	1.9	1
3.5	7	2.1	2
4	8	2.5	2
4.5	9	2.7	2
5	10	3	2
6	12	3.6	3

Skupiny produktů

Typ drážky	Materiál	Kód	Strana
Pozidriv	NO A2	51874	6-188
Pozidriv	NO A4	55874	6-188

6

51874 **Dvojitý vrut do dřeva se zápustnou hlavou / žebra PZ** **R03A**

Materiál Nerezocel A2

d_s x L x b	✉	Kód výrobku
3X25X18MM*	500	51874.030.025
3X30X18MM*	500	51874.030.030
3X35X24MM*	500	51874.030.035
3X40X24MM*	200	51874.030.040
3X45X30MM*	200	51874.030.045
3X50X30MM*	200	51874.030.050
3,5X25X18MM*	500	51874.035.025
3,5X30X18MM*	500	51874.035.030
3,5X35X24MM*	500	51874.035.035
3,5X40X24MM*	200	51874.035.040
3,5X45X30MM*	200	51874.035.045
3,5X50X30MM*	200	51874.035.050
4X25X18MM*	500	51874.040.025
4X30X18MM*	500	51874.040.030
4X35X24MM*	500	51874.040.035
4X40X24MM*	200	51874.040.040
4X45X30MM*	200	51874.040.045
4X50X30MM*	200	51874.040.050
4X55X36MM*	200	51874.040.055
4X60X36MM*	200	51874.040.060
4X65X36MM*	200	51874.040.065

d_s x L x b	✉	Kód výrobku
4X70X36MM*	200	51874.040.070
4X80X48MM*	200	51874.040.080
4,5X25X18MM*	500	51874.045.025
4,5X30X18MM*	500	51874.045.030
4,5X35X24MM*	500	51874.045.035
4,5X40X24MM*	200	51874.045.040
4,5X45X30MM*	200	51874.045.045
4,5X50X30MM*	200	51874.045.050
4,5X55X36MM*	200	51874.045.055
4,5X60X36MM*	200	51874.045.060
4,5X80X48MM*	200	51874.045.080
4,5X100X60MM*	200	51874.045.100
5X25X18MM*	500	51874.050.025
5X30X20MM*	500	51874.050.030
5X35X24MM*	500	51874.050.035
5X40X24MM*	200	51874.050.040
5X45X30MM*	200	51874.050.045
5X50X30MM*	200	51874.050.050
5X55X36MM*	200	51874.050.055
5X60X36MM*	100	51874.050.060
5X65X36MM*	100	51874.050.065

d_s x L x b	✉	Kód výrobku
5X70X42MM*	100	51874.050.070
5X80X48MM*	100	51874.050.080
5X90X54MM*	100	51874.050.090
5X100X60MM*	100	51874.050.100
5X110X70MM*	100	51874.050.110
6X30X20MM*	100	51874.060.030
6X35X24MM*	100	51874.060.035
6X40X24MM*	100	51874.060.040
6X45X30MM*	100	51874.060.045
6X50X30MM*	100	51874.060.050
6X55X36MM*	100	51874.060.055
6X60X36MM*	100	51874.060.060
6X70X42MM*	100	51874.060.070
6X80X48MM*	100	51874.060.080
6X90X54MM*	100	51874.060.090
6X130X70MM*	100	51874.060.130
6X140X70MM*	100	51874.060.140
6X150X70MM*	100	51874.060.150
6X160X70MM*	100	51874.060.160
6X180X70MM*	100	51874.060.180
6X200X70MM*	100	51874.060.200

55874 **Dvojitý vrut do dřeva se zápustnou hlavou / žebra PZ** **R43A**

Materiál Nerezocel A4

d_s x L x b	✉	Kód výrobku
4X40X24MM*	200	55874.040.040
4X45X30MM*	200	55874.040.045
4X50X30MM*	200	55874.040.050
4X55X36MM*	200	55874.040.055
4X60X36MM*	200	55874.040.060
4X70X42MM*	200	55874.040.070

d_s x L x b	✉	Kód výrobku
4,5X25X18MM*	500	55874.045.025
4,5X30X18MM*	500	55874.045.030
4,5X35X24MM*	500	55874.045.035
4,5X40X24MM*	200	55874.045.040
4,5X45X30MM*	200	55874.045.045
4,5X50X30MM*	200	55874.045.050
4,5X55X36MM*	200	55874.045.055

d_s x L x b	✉	Kód výrobku
4,5X60X36MM*	200	55874.045.060
4,5X70X42MM*	200	55874.045.070
4,5X100X60MM*	100	55874.045.100
5X25X18MM*	500	55874.050.025
5X30X20MM*	500	55874.050.030
5X35X24MM*	500	55874.050.035

55874 **Dvojitý vrut do dřeva se zápustnou hlavou / žebra PZ** ←

d_s x L x b	✉	Kód výrobku	d_s x L x b	✉	Kód výrobku	d_s x L x b	✉	Kód výrobku
5X40X24MM*	200	55874.050.040	6X30X20MM*	100	55874.060.030	6X120X70MM*	100	55874.060.120
5X45X30MM*	200	55874.050.045	6X35X24MM*	100	55874.060.035	6X130X70MM*	100	55874.060.130
5X50X30MM*	200	55874.050.050	6X40X24MM*	100	55874.060.040	6X140X70MM*	100	55874.060.140
5X55X36MM*	200	55874.050.055	6X45X60MM*	100	55874.060.045	6X150X70MM*	100	55874.060.150
5X60X36MM*	100	55874.050.060	6X50X60MM*	100	55874.060.050	6X160X70MM*	100	55874.060.160
5X65X36MM*	100	55874.050.065	6X55X36MM*	100	55874.060.055	6X180X70MM*	100	55874.060.180
5X80X48MM*	100	55874.050.080	6X60X36MM*	100	55874.060.060	6X200X70MM*	100	55874.060.200
5X90X54MM*	100	55874.050.090	6X100X70MM*	100	55874.060.100			
			6X110X70MM*	100	55874.060.110			

Šroub do dřeva s půlkulovou hlavou s křížovou drážkou

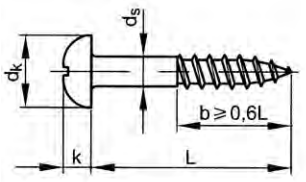

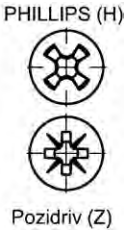

DIN **7996**
NEN 2254
NF E25-603



Technické údaje

d_s	d_k	k	Čís. křížové drážky
3	6	2.1	1
3.5	7	2.35	2
4	8	2.8	2
4.5	9	3.1	2
5	10	3.5	2
6	12	4.2	3

- Závit do dřeva podle DIN 7998.

Skupiny produktů

Typ drážky	Materiál	Povrchová úprava	Kód	Strana
Phillips	Oc	Zn	25710	6-189
Pozidriv	NO A2		51866	6-189

25710 **Šroub do dřeva s půlkulovou hlavou s křížovou drážkou Phillips** **K05A**

Materiál Ocel
Povrchová úprava Pozinkované
DIN **7996-H**

RoHS

d_s x L	✉	Kód výrobku	d_s x L	✉	Kód výrobku	d_s x L	✉	Kód výrobku
4X15MM	200	25710.040.015	4X25MM	200	25710.040.025	4X40MM	200	25710.040.040
4X20MM	200	25710.040.020	4X30MM	200	25710.040.030	4X50MM	200	25710.040.050

51866 **Šroub do dřeva s půlkulovou hlavou s křížovou drážkou Pozidriv** **R03A**

Materiál Nerezocel A2
DIN **7996-Z**

RoHS

d_s x L	✉	Kód výrobku	d_s x L	✉	Kód výrobku	d_s x L	✉	Kód výrobku
3X10MM	200	51866.030.010				4,5X30MM*	200	51866.045.030
3X12MM*	200	51866.030.012	4X12MM	200	51866.040.012	4,5X35MM*	200	51866.045.035
3X16MM	200	51866.030.016	4X16MM	200	51866.040.016	4,5X40MM*	200	51866.045.040
3X20MM	200	51866.030.020	4X20MM	200	51866.040.020	4,5X45MM*	200	51866.045.045
3X25MM	200	51866.030.025	4X25MM	200	51866.040.025	4,5X60MM*	200	51866.045.060
3X30MM*	200	51866.030.030	4X35MM*	200	51866.040.035			
			4X40MM	200	51866.040.040	5X20MM	200	51866.050.020
3,5X20MM	200	51866.035.020	4X45MM*	200	51866.040.045	5X25MM	200	51866.050.025
3,5X25MM	200	51866.035.025	4X50MM*	200	51866.040.050	5X30MM	200	51866.050.030
3,5X30MM	200	51866.035.030	4X60MM*	200	51866.040.060	5X35MM	200	51866.050.035
3,5X35MM*	200	51866.035.035				5X40MM	200	51866.050.040
3,5X40MM*	200	51866.035.040	4,5X25MM*	200	51866.045.025	5X45MM	200	51866.050.045

51866 **Šroub do dřeva s půlkulovou hlavou s křížovou drážkou Pozidriv** ←

d_s x L	✉	Kód výrobku	d_s x L	✉	Kód výrobku	d_s x L	✉	Kód výrobku
5X50MM	200	51866.050.050	5X100MM	200	51866.050.100	6X50MM*	200	51866.060.050
5X60MM	200	51866.050.060				6X60MM*	200	51866.060.060
5X70MM	200	51866.050.070	6X30MM*	200	51866.060.030	6X70MM*	100	51866.060.070
5X80MM	200	51866.050.080	6X40MM*	200	51866.060.040	6X80MM*	100	51866.060.080
5X90MM	200	51866.050.090	6X45MM*	200	51866.060.045			

Šroub do dřeva se zápustnou hlavou s křížovou drážkou

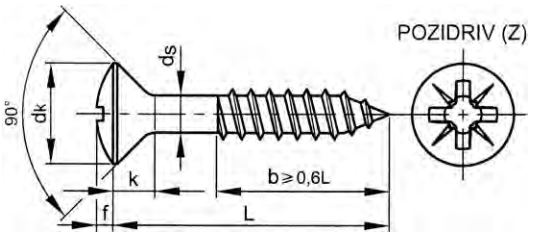

DIN 7995-Z

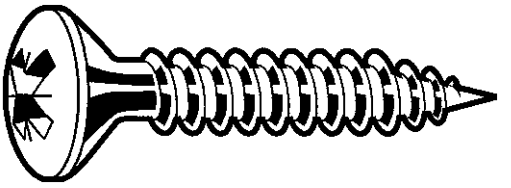

Technické údaje

d_s	d_k	f ≈	k (max.)	Čís. křížové drážky
3	5.6	0.75	1.65	1
3.5	6.5	0.9	1.93	2
4	7.5	1	2.2	2
4.5	8.3	1.1	2.35	2
5	9.2	1.25	2.5	2
6	11	1.5	3	3

6

51886 **Šroub do dřeva se zápustnou hlavou s křížovou drážkou Pozidriv** **R03A**

Materiál Nerezocel A2

RoHS

d_s x L	✉	Kód výrobku	d_s x L	✉	Kód výrobku	d_s x L	✉	Kód výrobku
3X16MM	200	51886.030.016	4X60MM*	200	51886.040.060	5X25MM*	200	51886.050.025
3X20MM*	200	51886.030.020	4X70MM*	200	51886.040.070	5X30MM*	200	51886.050.030
3X25MM	200	51886.030.025				5X35MM*	200	51886.050.035
3X30MM*	200	51886.030.030	4,5X20MM*	200	51886.045.020	5X40MM	200	51886.050.040
3X35MM*	200	51886.030.035	4,5X25MM*	200	51886.045.025	5X45MM*	200	51886.050.045
			4,5X30MM*	200	51886.045.030	5X50MM*	200	51886.050.050
3,5X16MM	200	51886.035.016	4,5X35MM*	200	51886.045.035	5X60MM*	200	51886.050.060
3,5X20MM	200	51886.035.020	4,5X40MM*	200	51886.045.040	5X70MM*	100	51886.050.070
3,5X25MM*	200	51886.035.025	4,5X45MM*	200	51886.045.045	5X80MM*	100	51886.050.080
3,5X30MM*	200	51886.035.030	4,5X50MM*	200	51886.045.050			
3,5X35MM*	200	51886.035.035	4,5X55MM*	200	51886.045.055	6X25MM*	200	51886.060.025
			4,5X60MM*	200	51886.045.060	6X35MM*	200	51886.060.035
4X16MM	200	51886.040.016	4,5X65MM*	200	51886.045.065	6X40MM*	200	51886.060.040
4X20MM	200	51886.040.020	4,5X70MM*	200	51886.045.070	6X45MM*	200	51886.060.045
4X25MM	200	51886.040.025	4,5X80MM*	200	51886.045.080	6X50MM*	200	51886.060.050
4X30MM*	200	51886.040.030	4,5X90MM*	200	51886.045.090	6X60MM*	200	51886.060.060
4X35MM*	200	51886.040.035	4,5X100MM*	200	51886.045.100	6X70MM*	100	51886.060.070
4X40MM*	200	51886.040.040	4,5X120MM*	200	51886.045.120	6X80MM*	100	51886.060.080
4X45MM*	200	51886.040.045	4,5X150MM*	200	51886.045.150	6X90MM*	100	51886.060.090
4X50MM*	200	51886.040.050				6X100MM*	100	51886.060.100

Vrut do dřeva/3TG podložka Pozidriv

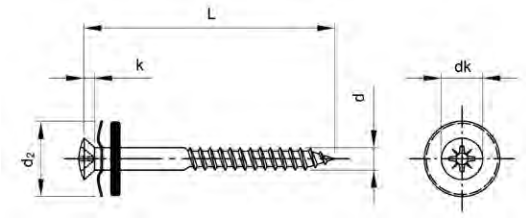



Technické údaje

d	d_k	k	Čís. křížové drážky
4.5	8.3	2.35	2
5	9.2	2.5	2

Skupiny produktů

Typ drážky	Materiál	Povrchová úprava		Kód	Strana
Pozidriv	NO A2		kroužek ø=15mm	51781	6-191
Pozidriv	NO A2		kroužek ø=20mm	51785	6-191
Pozidriv	NO A2		kroužek ø=25mm	51787	6-191
Pozidriv	NO A2	Měď.	kroužek ø=15mm	51844	6-192
Pozidriv	NO A2	Měď.	kroužek ø=20mm	51846	6-192
Pozidriv	NO A2	Měď.	kroužek ø=25mm	51848	6-192

6

51781 Vrut do dřeva/3TG podložka 15mm Pozidriv R03A

Materiál Nerezocel A2

d x L x d_2	✉	Kód výrobku	d x L x d_2	✉	Kód výrobku	d x L x d_2	✉	Kód výrobku
4,5X20x15MM*	200	51781.045.020	4,5X55x15MM*	200	51781.045.055	4,5X100x15MM*	100	51781.045.100
4,5X25x15MM*	200	51781.045.025	4,5X60x15MM*	200	51781.045.060	4,5X120x15MM*	100	51781.045.120
4,5X30x15MM*	200	51781.045.030	4,5X65x15MM*	200	51781.045.065	4,5X150x15MM*	100	51781.045.150
4,5X35x15MM*	200	51781.045.035	4,5X70x15MM*	200	51781.045.070			
4,5X40x15MM*	200	51781.045.040	4,5X80x15MM*	200	51781.045.080	5,0X180x15MM*	100	51781.050.180
4,5X45x15MM*	200	51781.045.045	4,5X90x15MM*	200	51781.045.090	5,0X200x15MM*	100	51781.050.200
4,5X50x15MM*	200	51781.045.050						

51785 Vrut do dřeva/3TG podložka 20mm Pozidriv R03A

Materiál Nerezocel A2

d x L x d_2	✉	Kód výrobku	d x L x d_2	✉	Kód výrobku	d x L x d_2	✉	Kód výrobku
4,5X20x20MM*	200	51785.045.020	4,5X35x20MM*	200	51785.045.035	4,5X60x20MM*	200	51785.045.060
4,5X25x20MM*	200	51785.045.025	4,5X45x20MM*	200	51785.045.045	4,5X70x20MM*	200	51785.045.070
4,5X30x20MM*	200	51785.045.030	4,5X55x20MM*	200	51785.045.055	4,5X80x20MM*	200	51785.045.080

51787 Vrut do dřeva/3TG podložka 25mm Pozidriv R03A

Materiál Nerezocel A2

d x L x d_2	✉	Kód výrobku	d x L x d_2	✉	Kód výrobku	d x L x d_2	✉	Kód výrobku
4,5X20x25MM*	200	51787.045.020	4,5X35x25MM*	200	51787.045.035	4,5X70x25MM*	200	51787.045.070
4,5X25x25MM*	200	51787.045.025	4,5X60x25MM*	200	51787.045.060			

51844 Vrut do dřeva/3TG podložka 15mm Pozidriv R03A

Materiál Nerezocel A2
Povrchová úprava Poměděné

d x L x d_2	✉	Kód výrobku	d x L x d_2	✉	Kód výrobku	d x L x d_2	✉	Kód výrobku
4,5X20x15MM*	200	51844.045.020	4,5X60x15MM*	200	51844.045.060	4,5X150x15MM*	100	51844.045.150
4,5X25x15MM*	200	51844.045.025	4,5X70x15MM*	200	51844.045.070			
4,5X35x15MM*	200	51844.045.035	4,5X80x15MM*	200	51844.045.080	5,0X180x15MM*	100	51844.050.180
4,5X45x15MM*	200	51844.045.045	4,5X100x15MM*	100	51844.045.100	5,0X200x15MM*	100	51844.050.200
4,5X55x15MM*	200	51844.045.055	4,5X120x15MM*	100	51844.045.120			

51846 Vrut do dřeva/3TG podložka 20mm Pozidriv R03A

Materiál Nerezocel A2
Povrchová úprava Poměděné

d x L x d_2	✉	Kód výrobku	d x L x d_2	✉	Kód výrobku	d x L x d_2	✉	Kód výrobku
4,5X20x20MM*	200	51846.045.020	4,5X35x20MM*	200	51846.045.035	4,5X60x20MM*	200	51846.045.060
4,5X25x20MM*	200	51846.045.025	4,5X50x20MM*	200	51846.045.050	4,5X70x20MM*	200	51846.045.070

6

51848 Vrut do dřeva/3TG podložka 25mm Pozidriv R03A

Materiál Nerezocel A2
Povrchová úprava Poměděné

d x L x d_2	✉	Kód výrobku	d x L x d_2	✉	Kód výrobku
4,5X35x25MM*	200	51848.045.035	4,5X45x25MM*	200	51848.045.045

Vrut do dřeva/2TG podložka Pozidriv

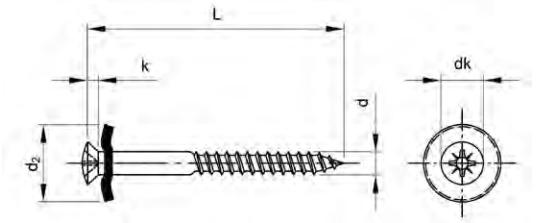



Technické údaje

d	d_k	k	Čís. křížové drážky
4.5	8.3	2.35	2
5	9.2	2.5	2

Skupiny produktů

Typ drážky	Materiál	Povrchová úprava		Kód	Strana
Pozidriv	NO A2		kroužek ø=15mm	51780	6-193
Pozidriv	NO A2		kroužek ø=20mm	51788	6-193
Pozidriv	NO A2		kroužek ø=25mm	51786	6-193
Pozidriv	NO A2	Měď.	kroužek ø=15mm	51843	6-194
Pozidriv	NO A2	Měď.	kroužek ø=20mm	51845	6-194
Pozidriv	NO A2	Měď.	kroužek ø=25mm	51847	6-194

6

51780 Vrut do dřeva/2TG podložka 15mm Pozidriv — R03A

Materiál Nerezocel A2

d x L x d_2	✉	Kód výrobku	d x L x d_2	✉	Kód výrobku	d x L x d_2	✉	Kód výrobku
4,5X20x15MM*	200	51780.045.020	4,5X60x15MM*	200	51780.045.060	4,5X150x15MM*	100	51780.045.150
4,5X25x15MM*	200	51780.045.025	4,5X65x15MM*	200	51780.045.065			
4,5X30x15MM*	200	51780.045.030	4,5X70x15MM*	200	51780.045.070	5,0X180x15MM*	100	51780.050.180
4,5X35x15MM*	200	51780.045.035	4,5X80x15MM*	200	51780.045.080	5,0X200x15MM*	100	51780.050.200
4,5X40x15MM*	200	51780.045.040	4,5X90x15MM*	200	51780.045.090	5,0X220x15MM*	100	51780.050.220
4,5X45x15MM*	200	51780.045.045	4,5X100x15MM*	100	51780.045.100	5,0X250x15MM*	100	51780.050.250
4,5X50x15MM*	200	51780.045.050	4,5X120x15MM*	100	51780.045.120	5,0X300x15MM*	100	51780.050.300
4,5X55x15MM*	200	51780.045.055						

51788 Vrut do dřeva/2TG podložka 25mm Pozidriv — R03A

Materiál Nerezocel A2

d x L x d_2	✉	Kód výrobku	d x L x d_2	✉	Kód výrobku	d x L x d_2	✉	Kód výrobku
4,5X20x20MM*	200	51788.045.020	4,5X55x20MM*	200	51788.045.055	4,5X150x20MM*	100	51788.045.150
4,5X25x20MM*	200	51788.045.025	4,5X60x20MM*	200	51788.045.060			
4,5X30x20MM*	200	51788.045.030	4,5X65x20MM*	100	51788.045.065	5,0X180x20MM*	100	51788.050.180
4,5X35x20MM*	200	51788.045.035	4,5X70x20MM*	100	51788.045.070	5,0X200x20MM*	100	51788.050.200
4,5X40x20MM*	200	51788.045.040	4,5X80x20MM*	100	51788.045.080	5,0X220x20MM*	100	51788.050.220
4,5X45x20MM*	200	51788.045.045	4,5X100x20MM*	100	51788.045.100	5,0X250x20MM*	100	51788.050.250
4,5X50x20MM*	200	51788.045.050	4,5X120x20MM*	100	51788.045.120			

51786 Vrut do dřeva/2TG podložka 20mm Pozidriv — R03A

Materiál Nerezocel A2

d x L x d_2	✉	Kód výrobku	d x L x d_2	✉	Kód výrobku	d x L x d_2	✉	Kód výrobku
4,5X20x25MM*	200	51786.045.020	4,5X40x25MM*	200	51786.045.040	4,5X55x25MM*	200	51786.045.055
4,5X25x25MM*	200	51786.045.025	4,5X45x25MM*	200	51786.045.045	4,5X60x25MM*	200	51786.045.060
4,5X30x25MM*	200	51786.045.030	4,5X50x25MM*	200	51786.045.050	4,5X70x25MM*	200	51786.045.070
4,5X35x25MM*	200	51786.045.035						

51843 Vrut do dřeva/2TG podložka 15mm Pozidriv R03A

Materiál Nerezocel A2
Povrchová úprava Poměděné

d x L x d_2	✉	Kód výrobku	d x L x d_2	✉	Kód výrobku	d x L x d_2	✉	Kód výrobku
4,5X20x15MM*	200	51843.045.020	4,5X55x15MM*	200	51843.045.055	4,5X150x15MM*	100	51843.045.150
4,5X25x15MM*	200	51843.045.025	4,5X60x15MM*	200	51843.045.060			
4,5X30x15MM*	200	51843.045.030	4,5X65x15MM*	200	51843.045.065	5,0X220x15MM*	100	51843.050.220
4,5X35x15MM*	200	51843.045.035	4,5X80x15MM*	200	51843.045.080	5,0X250x15MM*	100	51843.050.250
4,5X40x15MM*	200	51843.045.040	4,5X100x15MM*	100	51843.045.100	5,0X280x15MM*	100	51843.050.280
4,5X45x15MM*	200	51843.045.045	4,5X120x15MM*	100	51843.045.120	5,0X300x15MM*	100	51843.050.300
4,5X50x15MM*	200	51843.045.050						

51845 Vrut do dřeva/2TG podložka 20mm Pozidriv R03A

Materiál Nerezocel A2
Povrchová úprava Poměděné

d x L x d_2	✉	Kód výrobku	d x L x d_2	✉	Kód výrobku	d x L x d_2	✉	Kód výrobku
4,5X20x20MM*	200	51845.045.020	4,5X45x20MM*	200	51845.045.045	4,5X70x20MM*	100	51845.045.070
4,5X25x20MM*	200	51845.045.025	4,5X50x20MM*	200	51845.045.050	4,5X80x20MM*	100	51845.045.080
4,5X30x20MM*	200	51845.045.030	4,5X55x20MM*	200	51845.045.055	4,5X100x20MM*	100	51845.045.100
4,5X35x20MM*	200	51845.045.035	4,5X60x20MM*	200	51845.045.060	4,5X120x20MM*	100	51845.045.120
4,5X40x20MM*	200	51845.045.040	4,5X65x20MM*	100	51845.045.065			

51847 Vrut do dřeva/2TG podložka 25mm Pozidriv R03A

Materiál Nerezocel A2
Povrchová úprava Poměděné

d x L x d_2	✉	Kód výrobku	d x L x d_2	✉	Kód výrobku	d x L x d_2	✉	Kód výrobku
4,5X20x25MM*	200	51847.045.020	4,5X35x25MM*	200	51847.045.035	4,5X50x25MM*	200	51847.045.050
4,5X25x25MM*	200	51847.045.025	4,5X40x25MM*	200	51847.045.040	4,5X60x25MM*	200	51847.045.060
4,5X30x25MM*	200	51847.045.030	4,5X45x25MM*	200	51847.045.045	4,5X70x25MM*	200	51847.045.070

Vrut do dřeva/3TG podložka TX

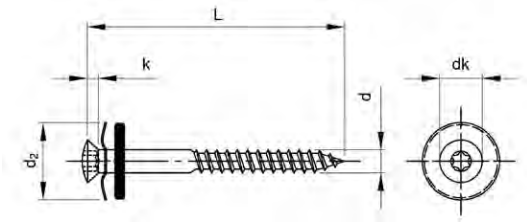

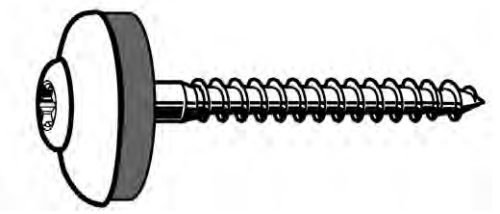

Technické údaje

d	d_k	Drážka	k
4.5	8.3	T20	2.35
5	9.2	T20	2.5

Skupiny produktů

Typ drážky	Materiál	Povrchová úprava		Kód	Strana
T-hvězdice	NO A2		kroužek ø=15mm	51793	6-195
T-hvězdice	NO A2		kroužek ø=20mm	51795	6-195
T-hvězdice	NO A2		kroužek ø=25mm	51797	6-195
T-hvězdice	NO A2	Měď.	kroužek ø=15mm	51850	6-196
T-hvězdice	NO A2	Měď.	kroužek ø=20mm	51852	6-196

51793 Vrut do dřeva/3TG podložka 15mm TX — R03A

Materiál Nerezocel A2

d x L x d_2	✉	Kód výrobku	d x L x d_2	✉	Kód výrobku	d x L x d_2	✉	Kód výrobku
4,5X20X15MM*	200	51793.045.020	4,5X55X15MM*	200	51793.045.055	4,5X120X15MM*	100	51793.045.120
4,5X25X15MM*	200	51793.045.025	4,5X60X15MM*	200	51793.045.060	4,5X150X15MM*	100	51793.045.150
4,5X30X15MM*	200	51793.045.030	4,5X65X15MM*	200	51793.045.065			
4,5X35X15MM*	200	51793.045.035	4,5X70X15MM*	200	51793.045.070	5,0X180X15MM*	100	51793.050.180
4,5X40X15MM*	200	51793.045.040	4,5X80X15MM*	200	51793.045.080	5,0X200X15MM*	100	51793.050.200
4,5X45X15MM*	200	51793.045.045	4,5X90X15MM*	200	51793.045.090	5,0X250X15MM*	100	51793.050.250
4,5X50X15MM*	200	51793.045.050	4,5X100X15MM*	100	51793.045.100	5,0X300X15MM*	100	51793.050.300

51795 Vrut do dřeva/3TG podložka 20mm TX — R03A

Materiál Nerezocel A2

d x L x d_2	✉	Kód výrobku	d x L x d_2	✉	Kód výrobku	d x L x d_2	✉	Kód výrobku
4,5X20X20MM*	200	51795.045.020	4,5X40X20MM*	200	51795.045.040	4,5X60X20MM*	200	51795.045.060
4,5X25X20MM*	200	51795.045.025	4,5X45X20MM*	200	51795.045.045	4,5X65X20MM*	100	51795.045.065
4,5X30X20MM*	200	51795.045.030	4,5X50X20MM*	200	51795.045.050	4,5X70X20MM*	100	51795.045.070
4,5X35X20MM*	200	51795.045.035	4,5X55X20MM*	200	51795.045.055	4,5X80X20MM*	100	51795.045.080

51797 Vrut do dřeva/3TG podložka 25mm TX — R03A

Materiál Nerezocel A2

d x L x d_2	✉	Kód výrobku	d x L x d_2	✉	Kód výrobku	d x L x d_2	✉	Kód výrobku
4,5X25X25MM*	200	51797.045.025	4,5X45X25MM*	200	51797.045.045	4,5X55X25MM*	200	51797.045.055
4,5X35X25MM*	200	51797.045.035						

51850 Vrut do dřeva/3TG podložka 15mm TX — R03A

Materiál Nerezocel A2
Povrchová úprava Poměděné

d x L x d_2	✉	Kód výrobku	d x L x d_2	✉	Kód výrobku	d x L x d_2	✉	Kód výrobku
4,5X20X15MM*	200	51850.045.020	4,5X65X15MM*	200	51850.045.065	5,0X180X15MM*	100	51850.050.180
4,5X25X15MM*	200	51850.045.025	4,5X70X15MM*	200	51850.045.070	5,0X200X15MM*	100	51850.050.200
4,5X30X15MM*	200	51850.045.030	4,5X80X15MM*	200	51850.045.080	5,0X220X15MM*	100	51850.050.220
4,5X35X15MM*	200	51850.045.035	4,5X100X15MM*	100	51850.045.100	5,0X250X15MM*	100	51850.050.250
4,5X45X15MM*	200	51850.045.045	4,5X120X15MM*	100	51850.045.120	5,0X280X15MM*	100	51850.050.280
4,5X55X15MM*	200	51850.045.055	4,5X150X15MM*	100	51850.045.150	5,0X300X15MM*	100	51850.050.300
4,5X60X15MM*	200	51850.045.060						

51852 Vrut do dřeva/3TG podložka 20mm TX — R03A

Materiál Nerezocel A2
Povrchová úprava Poměděné

d x L x d_2	✉	Kód výrobku	d x L x d_2	✉	Kód výrobku	d x L x d_2	✉	Kód výrobku
4,5X20X20MM*	200	51852.045.020	4,5X40X20MM*	200	51852.045.040	4,5X60X20MM*	200	51852.045.060
4,5X25X20MM*	200	51852.045.025	4,5X45X20MM*	200	51852.045.045	4,5X70X20MM*	100	51852.045.070
4,5X35X20MM*	200	51852.045.035	4,5X50X20MM*	200	51852.045.050			

6

Vrut do dřeva / 2TG podložka TX

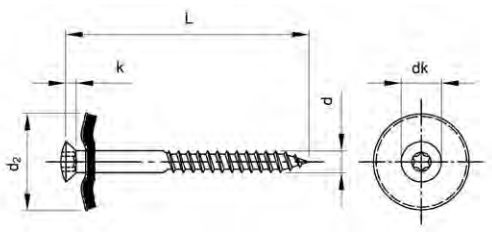



Technické údaje

d	d_k	Drážka	k
4.5	8.3	T20	2.35
5	9.2	T20	2.5
5.5	8.3	T20	5.1

Skupiny produktů

Typ drážky	Materiál	Povrchová úprava		Kód	Strana
T-hvězdice	NO A2		kroužek ø=15mm	51792	6-196
T-hvězdice	NO A2		kroužek ø=20mm	51794	6-197
T-hvězdice	NO A2		kroužek ø=25mm	51796	6-197
T-hvězdice	NO A2	Měď.	kroužek ø=15mm	51849	6-197
T-hvězdice	NO A2	Měď.	kroužek ø=20mm	51851	6-197

51792 Vrut do dřeva/2TG podložka 15mm TX — R03A

Materiál Nerezocel A2

d x L x d_2	✉	Kód výrobku	d x L x d_2	✉	Kód výrobku	d x L x d_2	✉	Kód výrobku
4,5X20X15MM*	200	51792.045.020	4,5X60X15MM*	200	51792.045.060			
4,5X25X15MM*	200	51792.045.025	4,5X65X15MM*	200	51792.045.065	5,0X180X15MM*	100	51792.050.180
4,5X30X15MM*	200	51792.045.030	4,5X70X15MM*	200	51792.045.070	5,0X200X15MM*	100	51792.050.200
4,5X35X15MM*	200	51792.045.035	4,5X80X15MM*	200	51792.045.080	5,0X220X15MM*	100	51792.050.220
4,5X40X15MM*	200	51792.045.040	4,5X90X15MM*	200	51792.045.090	5,0X250X15MM*	100	51792.050.250
4,5X45X15MM*	200	51792.045.045	4,5X120X15MM*	100	51792.045.120	5,0X280X15MM*	100	51792.050.280
4,5X50X15MM*	200	51792.045.050	4,5X150X15MM*	100	51792.045.150	5,0X300X15MM*	100	51792.050.300
4,5X55X15MM*	200	51792.045.055						

51794 Vrut do dřeva/2TG podložka 20mm TX R03A

Materiál Nerezocel A2

d x L x d_2	✉	Kód výrobku	d x L x d_2	✉	Kód výrobku	d x L x d_2	✉	Kód výrobku
4,5X20X20MM*	200	51794.045.020	4,5X55X20MM*	200	51794.045.055	4,5X150X20MM*	100	51794.045.150
4,5X25X20MM*	200	51794.045.025	4,5X60X20MM*	200	51794.045.060			
4,5X30X20MM*	200	51794.045.030	4,5X65X20MM*	100	51794.045.065	5,0X180X20MM*	100	51794.050.180
4,5X35X20MM*	200	51794.045.035	4,5X70X20MM*	100	51794.045.070	5,0X200X20MM*	100	51794.050.200
4,5X40X20MM*	200	51794.045.040	4,5X80X20MM*	100	51794.045.080	5,0X220X20MM*	100	51794.050.220
4,5X45X20MM*	200	51794.045.045	4,5X100X20MM*	100	51794.045.100	5,0X250X20MM*	100	51794.050.250
4,5X50X20MM*	200	51794.045.050	4,5X120X20MM*	100	51794.045.120			

51796 Vrut do dřeva/2TG podložka 25mm TX R03A

Materiál Nerezocel A2

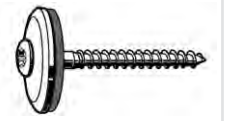

d x L x d_2	✉	Kód výrobku	d x L x d_2	✉	Kód výrobku	d x L x d_2	✉	Kód výrobku
4,5X20X25MM*	200	51796.045.020	4,5X45X25MM*	200	51796.045.045	4,5X60X25MM*	200	51796.045.060
4,5X25X25MM*	200	51796.045.025	4,5X55X25MM*	200	51796.045.055	4,5X70X25MM*	100	51796.045.070
4,5X35X25MM*	200	51796.045.035						

51849 Vrut do dřeva/2TG podložka 15mm TX R03A

Materiál Nerezocel A2
Povrchová úprava Poměděné

d x L x d_2	✉	Kód výrobku	d x L x d_2	✉	Kód výrobku	d x L x d_2	✉	Kód výrobku
			4,5X55X15MM*	200	51849.045.055	4,5X150X15MM*	100	51849.045.150
4,5X20X15MM*	200	51849.045.020	4,5X60X15MM*	200	51849.045.060	5,0X180X15MM*	100	51849.045.180
4,5X25X15MM*	200	51849.045.025	4,5X65X15MM*	200	51849.045.065			
4,5X30X15MM*	200	51849.045.030	4,5X70X15MM*	200	51849.045.070	5,0X200X15MM*	100	51849.050.200
4,5X35X15MM*	200	51849.045.035	4,5X80X15MM*	200	51849.045.080	5,0X220X15MM*	100	51849.050.220
4,5X40X15MM*	200	51849.045.040	4,5X90X15MM*	200	51849.045.090	5,0X250X15MM*	100	51849.050.250
4,5X45X15MM*	200	51849.045.045	4,5X100X15MM*	100	51849.045.100	5,0X280X15MM*	100	51849.050.280
4,5X50X15MM*	200	51849.045.050	4,5X120X15MM*	100	51849.045.120	5,0X300X15MM*	100	51849.050.300

51851 Vrut do dřeva/2TG podložka 20mm TX R03A

Materiál Nerezocel A2
Povrchová úprava Poměděné

d x L x d_2	✉	Kód výrobku	d x L x d_2	✉	Kód výrobku	d x L x d_2	✉	Kód výrobku
4,5X20X20MM*	200	51851.045.020	4,5X55X20MM*	200	51851.045.055			
4,5X25X20MM*	200	51851.045.025	4,5X60X20MM*	200	51851.045.060	5,0X200X20MM*	100	51851.050.200
4,5X30X20MM*	200	51851.045.030	4,5X65X20MM*	100	51851.045.065	5,0X220X20MM*	100	51851.050.220
4,5X35X20MM*	200	51851.045.035	4,5X70X20MM*	100	51851.045.070	5,0X250X20MM*	100	51851.050.250
4,5X40X20MM*	200	51851.045.040	4,5X80X20MM*	100	51851.045.080	5,0X280X20MM*	100	51851.050.280
4,5X45X20MM*	200	51851.045.045	4,5X100X20MM*	100	51851.045.100	5,0X300X20MM*	100	51851.050.300
4,5X50X20MM*	200	51851.045.050	4,5X120X20MM*	100	51851.045.120			

Šroub s křížovou drážkou do sádrokartonu

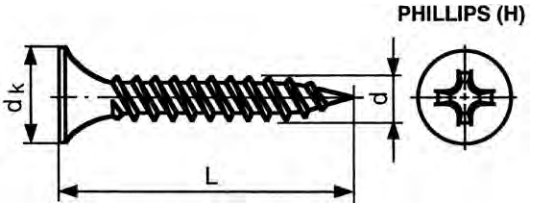

Technické údaje

Č.	d	d_k	Čís. křížové drážky
6	3.5	8.3	2

Speciální vlastnosti šroubů do sádrokartonu
- vhodné k upevnění sádrokartonových desek na nosné konstrukci z jakéhokoli druhu dřeva nebo kovu až do tloušťky 0,75 mm
- zapuštěná hlava trubkovitého tvaru nevytváří nerovnosti a umožňuje snadné překrytí

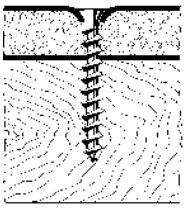

6

31305 **Šroub s křížovou drážkou do sádrokartonu s dvouchodým (jemným) závitem Phillips** **J11A**

Materiál Ocel
Povrchová úprava Fosfátované

Č. x L	✉	Kód výrobku	Č. x L	✉	Kód výrobku	Č. x L	✉	Kód výrobku
NO.6X1 Inch	1000	31305.035.025	NO.6X1.5/8	1000	31305.035.041	NO.6X2.1/4	500	31305.035.057

- Rychlé proniknutí díky jemnému dvoj-závitu.

Šroub s křížovou drážkou do sádrokartonu

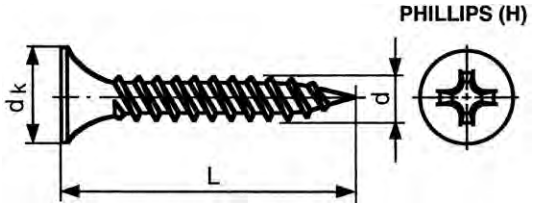

Technické údaje

d	d_k	Čís. křížové drážky
3.5	8.5	2
3.9	8.5	2
4.2	8.5	2
4.8	8.5	2

Speciální vlastnosti šroubů do sádrokartonu
- vhodné k upevnění sádrokartonových desek na nosné konstrukci z jakéhokoli druhu dřeva nebo kovu až do tloušťky 0,75 mm
- zapuštěná hlava trubkovitého tvaru nevytváří nerovnosti a umožňuje snadné překrytí
- rychlé proniknutí díky jemnému dvoj-závitu

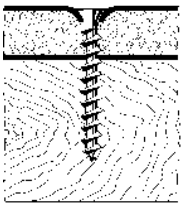

6

31310 **Šroub s křížovou drážkou do sádrokartonu s dvouchodým (jemným) závitem Phillips** **J11A**

Materiál Ocel
Povrchová úprava Fosfátované

d x L	✉	Kód výrobku	d x L	✉	Kód výrobku	d x L	✉	Kód výrobku
3,5X25MM	1000	31310.035.025				4,2X75MM	1000	31310.042.075
3,5X35MM	1000	31310.035.035	3,9X45MM	1000	31310.039.045			
3,5X45MM	1000	31310.035.045	3,9X65MM	1000	31310.039.065	4,8X70MM	250	31310.048.070
3,5X55MM	500	31310.035.055						

- Rychlé proniknutí díky jemnému dvoj-závitu.

Kryt na šrouby se zápustnou hlavou s otvorem

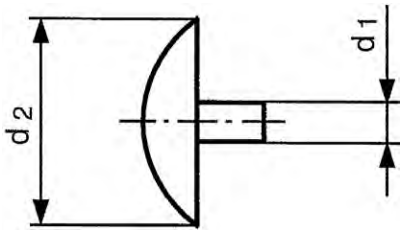



RAL	
1001	Béţov á
1005	Medově ţlutá
1011	Hněděbéţov á
1014	Slonovinová
1015	Světle slonovinová
1017	Šafránově ţlutá

RAL	
6009	Jedlově hnědá

RAL	
7001	Stříbrošedá
7011	Ţelezně šedá
7035	Světle šedá
7038	Achátově šedá

RAL	
8001	Okrově hnědá
8007	Plavě hnědá
8011	Lískoořechově hnědá
8014	Sépiově hnědá

RAL	
9005	Černá
9010	Čistá bílá

Skupiny produktů

Materiál	Třída		Barva	Kód	Strana
Plast PA	PA 6.6		Rozmanitá	25860	6-200
Plast PA	PA 6.6	d2=15mm	Rozmanitá	25862	6-200

6

25860 Kryt na šrouby se zápustnou hlavou s otvorem — K90A

Materiál Plast Polyamid (nylon)
Třída PA 6.6
Barva Rozmanitá

d_1 x d_2 - RAL	✉	Kód výrobku	d_1 x d_2 - RAL	✉	Kód výrobku	d_1 x d_2 - RAL	✉	Kód výrobku
2,5x12-1001	200	25860.251.001	2,5x12-7035	200	25860.257.035	3x15-1014	200	25860.301.014
2,5x12-1005	200	25860.251.005	2,5x12-7038	200	25860.257.038	3x15-1017	200	25860.301.017
2,5x12-1011	200	25860.251.011	2,5x12-8001	200	25860.258.001	3x15-8001	200	25860.308.001
2,5x12-1014	200	25860.251.014	2,5x12-8011	200	25860.258.011	3x15-8007	200	25860.308.007
2,5x12-1015	200	25860.251.015	2,5x12-8014	200	25860.258.014	3x15-8011	200	25860.308.011
2,5x12-6009	200	25860.256.009	2,5x12-9005	200	25860.259.005	3x15-9005	200	25860.309.005
2,5x12-7001	200	25860.257.001	2,5x12-9010	200	25860.259.010	3x15-9010	200	25860.309.010
2,5x12-7011	200	25860.257.011	3x15-1011	200	25860.301.011			

25862 Kryt na šrouby se zápustnou hlavou s otvorem d2=15 — K90A

Materiál Plast Polyamid (nylon)
Třída PA 6.6
Barva Rozmanitá

d_1 x d_2 - RAL	✉	Kód výrobku	d_1 x d_2 - RAL	✉	Kód výrobku	d_1 x d_2 - RAL	✉	Kód výrobku
2,5x15-1011	200	25862.251.011	2,5x15-8007	200	25862.258.007	2,5x15-9005	200	25862.259.005
2,5x15-1014	200	25862.251.014	2,5x15-8011	200	25862.258.011	2,5x15-9010	200	25862.259.010

Kryt pro šrouby se zápustnou hlavou s křížovou drážkou do dřevotřísky

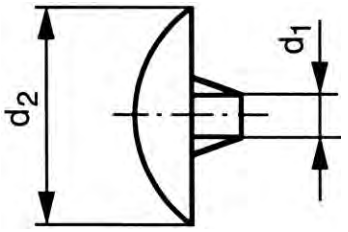

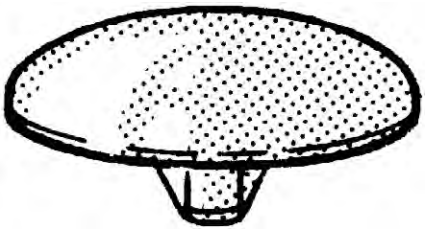

- Speciální vlastnosti krytek pro šrouby se zápustnou hlavou s křížovou drážkou do dřevotřísky Pozidriv:
- Zabraňují korozi a hromadění nečistot v drážce.
- Elegantní vzhled.
- Snadná montáž.
- Možnost opakovaného použití.

RAL	
1011	Hněděbéžová
1014	Slonovinová
1017	Šafránově žlutá

RAL	
7001	Stříbrošedá

RAL	
8001	Okrově hnědá
8007	Plavě hnědá
8011	Lískoořechově hnědá
8012	Červenohnědá

RAL	
9005	Černá
9010	Čistá bílá

29390 **Kryt pro šrouby se zápustnou hlavou s křížovou drážkou do dřevotřísky Pozidriv** **K03D**

Materiál Plast Polyamid (nylon)
Třída PA 6.6
Barva Rozmanitá

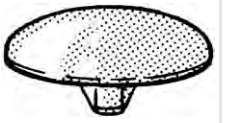

d_1 x d_2 - RAL	✉	Kód výrobku	d_1 x d_2 - RAL	✉	Kód výrobku	d_1 x d_2 - RAL	✉	Kód výrobku
2x12-7001	200	29390.001.770	2x12-8007	200	29390.028.007	3x14,5-1014	200	29390.031.014
2x12-1011	200	29390.021.011	2x12-8011	200	29390.028.011	3x14,5-8011	200	29390.038.011
2x12-1014	200	29390.021.014	2x12-8012	200	29390.028.012	3x14,5-9005	200	29390.039.005
2x12-1017	200	29390.021.017	2x12-9005	200	29390.029.005	3x14,5-9010	200	29390.039.010
2x12-8001	200	29390.028.001	2x12-9010	200	29390.029.010			

Kryt pro šrouby se šestihrannou hlavou do dřeva

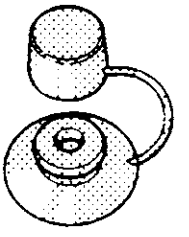

08290 **Kryt pro šrouby se šestihrannou hlavou do dřeva** **E07A**

Materiál Plast Polyamid (nylon)
Třída 6
Barva Rozmanitá

Pro nom. velikost	✉	Kód výrobku	Pro nom. velikost	✉	Kód výrobku
6-7MM Černá	100	08290.070.001	7MM Šedá	100	08290.070.011

Příchytná krytka pro šrouby

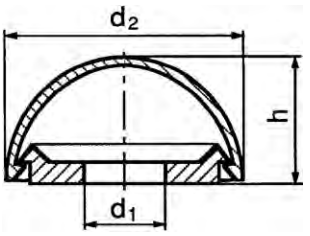

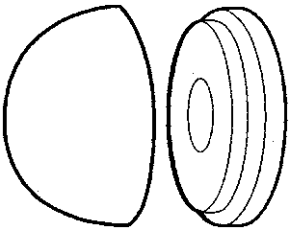

Technické údaje

d	d_1	d_2	h	d	d_1	d_2	h
M4	4.3	12	5.9	**M6**	6.4	16.8	7.5
M5	5.3	14.5	6.5	**M8**	8.4	20.8	10.2

Příklad použití

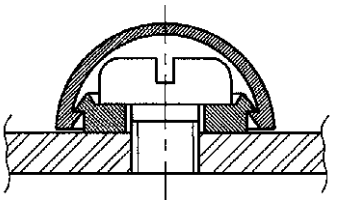

6

56610 **Příchytná krytka pro šrouby** **W02A**

Materiál Plast Polyamid (nylon)
Třída PA 6.6
Barva Bílá

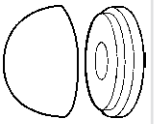

d	✉	Kód výrobku	d	✉	Kód výrobku	d	✉	Kód výrobku
M4	250	56610.040.001	M6	250	56610.060.001	M8	250	56610.080.001
M5	250	56610.050.001						

Palcový šroub

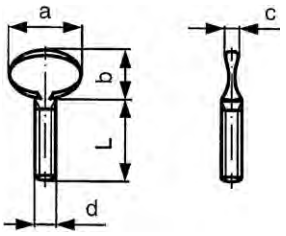

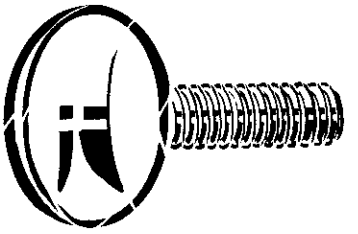

Technické údaje

d	a	b	c	P
M5	20.5	15.5	3.5	0.8
M6	23.5	16	4.5	1
M8	27.5	19	4.5	1.25
M10	36	25	6.5	1.5

16295 Palcový šroub **F11G**

Závit Metrický závit
Materiál Litina 35
Povrchová úprava Pozinkované

RoHS

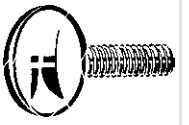

d x L	✉	Kód výrobku	d x L	✉	Kód výrobku	d x L	✉	Kód výrobku
M5X10	200	16295.050.010	M6X20	100	16295.060.020	M8X40	50	16295.080.040
M5X12	200	16295.050.012	M6X25	100	16295.060.025	M8X50	50	16295.080.050
M5X16	200	16295.050.016	M6X30	100	16295.060.030			
M5X20	200	16295.050.020				M10X20	50	16295.100.020
			M8X16	100	16295.080.016	M10X25	50	16295.100.025
M6X10	200	16295.060.010	M8X20	100	16295.080.020	M10X30	50	16295.100.030
M6X12	200	16295.060.012	M8X25	100	16295.080.025	M10X40	50	16295.100.040
M6X16	100	16295.060.016	M8X30	100	16295.080.030	M10X50	20	16295.100.050

- **L = využitelná délka závitu.**

Rýhovaný palcový šroub vysoký

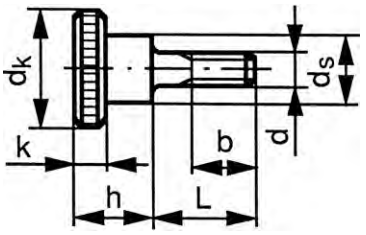

DIN 464

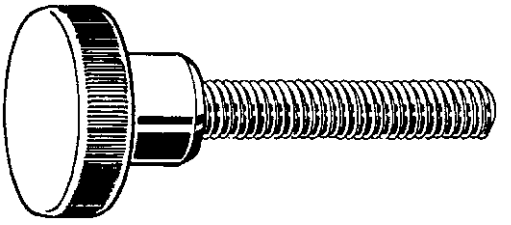

Technické údaje

d	b	d_k	d_s	h	k	P	Plný závit L ≤
M3	9	12	6	7.5	2.5	0.5	12
M4	12	16	8	9.5	3.5	0.7	16
M5	15	20	10	11.5	4	0.8	16
M6	18	24	12	15	5	1	20
M8	24	30	16	18	6	1.25	25
M10	30	36	20	23	8	1.5	30

Skupiny produktů

Závit	Materiál	Povrchová úprava	Kód	Strana
M	Automatová ocel	Zn	16650	6-204
M	NO A1		51829	6-204
M	Br Cu3		47480	6-205

6

16650 Rýhovaný palcový šroub vysoký F11G

Závit Metrický závit
Materiál Automatová ocel
Povrchová úprava Pozinkované

RoHS

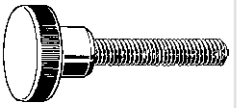

d x L	✉	Kód výrobku	d x L	✉	Kód výrobku	d x L	✉	Kód výrobku
M3X6	100	16650.030.006				M6X40	25	16650.060.040
M3X8	100	16650.030.008	M5X6	50	16650.050.006	M6X50	25	16650.060.050
M3X10	100	16650.030.010	M5X8	50	16650.050.008			
M3X12	100	16650.030.012	M5X10	50	16650.050.010	M8X10	25	16650.080.010
M3X16	100	16650.030.016	M5X12	50	16650.050.012	M8X12	25	16650.080.012
M3X20	100	16650.030.020	M5X16	50	16650.050.016	M8X16	25	16650.080.016
M3X25	100	16650.030.025	M5X20	50	16650.050.020	M8X20	25	16650.080.020
M3X30	100	16650.030.030	M5X25	50	16650.050.025	M8X25	25	16650.080.025
			M5X30	50	16650.050.030	M8X30	25	16650.080.030
M4X6	50	16650.040.006	M5X40	50	16650.050.040	M8X40	25	16650.080.040
M4X8	50	16650.040.008				M8X50	25	16650.080.050
M4X10	50	16650.040.010	M6X8	25	16650.060.008			
M4X12	50	16650.040.012	M6X10	25	16650.060.010	M10X16	10	16650.100.016
M4X16	50	16650.040.016	M6X12	25	16650.060.012	M10X20	10	16650.100.020
M4X20	50	16650.040.020	M6X16	25	16650.060.016	M10X25	10	16650.100.025
M4X25	50	16650.040.025	M6X20	25	16650.060.020	M10X30	10	16650.100.030
M4X30	50	16650.040.030	M6X25	25	16650.060.025	M10X40	10	16650.100.040
M4X40	50	16650.040.040	M6X30	25	16650.060.030	M10X50	10	16650.100.050

51829 Rýhovaný palcový šroub vysoký R09A

Závit Metrický závit
Materiál Nerezocel A1

RoHS

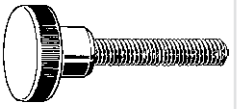

d x L	✉	Kód výrobku	d x L	✉	Kód výrobku	d x L	✉	Kód výrobku
M3X4*	50	51829.030.004	M4X8*	50	51829.040.008	M5X16*	25	51829.050.016
M3X5*	50	51829.030.005	M4X10*	50	51829.040.010	M5X18*	25	51829.050.018
M3X6*	50	51829.030.006	M4X12*	50	51829.040.012	M5X20*	25	51829.050.020
M3X8*	50	51829.030.008	M4X16*	50	51829.040.016			
M3X10*	50	51829.030.010	M4X20*	50	51829.040.020	M6X8*	25	51829.060.008
M3X12*	50	51829.030.012	M4X25*	50	51829.040.025	M6X10*	25	51829.060.010
M3X16*	50	51829.030.016				M6X12*	25	51829.060.012
M3X20*	50	51829.030.020	M5X6*	25	51829.050.006	M6X16*	25	51829.060.016
			M5X8*	25	51829.050.008	M6X20*	25	51829.060.020
M4X5*	50	51829.040.005	M5X10*	25	51829.050.010	M6X25*	25	51829.060.025
M4X6*	50	51829.040.006	M5X12*	25	51829.050.012			

51829 Rýhovaný palcový šroub vysoký

d x L	✉	Kód výrobku	d x L	✉	Kód výrobku
M8X12*	25	51829.080.012	M8X20*	25	51829.080.020
M8X16*	25	51829.080.016	M8X25*	25	51829.080.025

47480 Rýhovaný palcový šroub vysoký M11D

Závit Metrický závit
Materiál Mosaz Cu3

RoHS

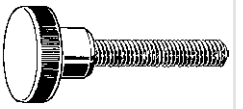

d x L	✉	Kód výrobku	d x L	✉	Kód výrobku	d x L	✉	Kód výrobku
M3X6	100	47480.030.006				M6X16	25	47480.060.016
M3X8	100	47480.030.008	M5X8	50	47480.050.008	M6X20	25	47480.060.020
M3X10	100	47480.030.010	M5X10	50	47480.050.010	M6X25	25	47480.060.025
M3X12	100	47480.030.012	M5X12	50	47480.050.012	M6X30	25	47480.060.030
M3X16	100	47480.030.016	M5X16	50	47480.050.016	M6X40	25	47480.060.040
M3X20	100	47480.030.020	M5X20	50	47480.050.020			
			M5X25	50	47480.050.025	M8X12	25	47480.080.012
M4X8	50	47480.040.008	M5X30	50	47480.050.030	M8X16	25	47480.080.016
M4X10	50	47480.040.010				M8X20	25	47480.080.020
M4X12	50	47480.040.012	M6X8	25	47480.060.008	M8X25	25	47480.080.025
M4X16	50	47480.040.016	M6X10	25	47480.060.010	M8X30	25	47480.080.030
M4X20	50	47480.040.020	M6X12	25	47480.060.012	M8X40	25	47480.080.040
M4X30	50	47480.040.030						

Rýhovaný palcový šroub s drážkou, vysoký

6

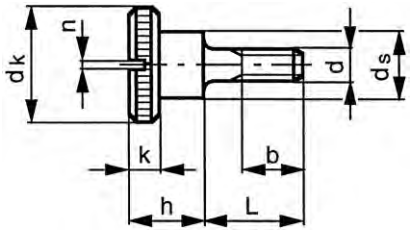

DIN 464 Sz

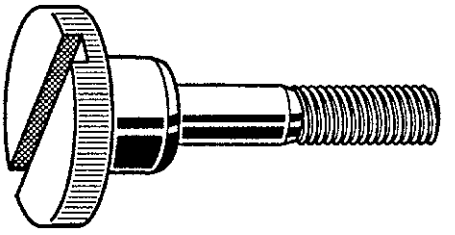

Technické údaje

d	b	d_k	d_s	h	k	n	P	Plný závit L ≤
M3	9	12	6	7.5	2.5	0.8	0.5	10
M4	12	16	8	9.5	3.5	1	0.7	16
M5	15	20	10	11.5	4	1.2	0.8	16
M6	18	24	12	15	5	1.6	1	20

51828 Rýhovaný palcový šroub s drážkou, vysoký R09A

Závit Metrický závit
Materiál Nerezocel A1

RoHS

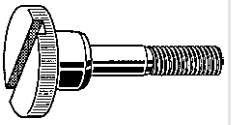

d x L	✉	Kód výrobku	d x L	✉	Kód výrobku	d x L	✉	Kód výrobku
M3X6	50	51828.030.006	M4X12	25	51828.040.012	M5X40	25	51828.050.040
M3X8	50	51828.030.008	M4X16	25	51828.040.016			
M3X10	50	51828.030.010	M4X20	25	51828.040.020	M6X10	10	51828.060.010
M3X12*	50	51828.030.012	M4X30	25	51828.040.030	M6X12	10	51828.060.012
M3X16*	50	51828.030.016				M6X16	10	51828.060.016
			M5X10	25	51828.050.010	M6X20	10	51828.060.020
M4X6*	50	51828.040.006	M5X12	25	51828.050.012	M6X25	10	51828.060.025
M4X8	25	51828.040.008	M5X16	25	51828.050.016	M6X30	10	51828.060.030
M4X10	25	51828.040.010	M5X20	25	51828.050.020			

Rýhovaný palcový šroub nízký

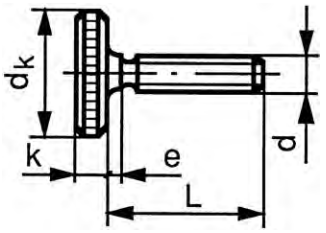

DIN 653

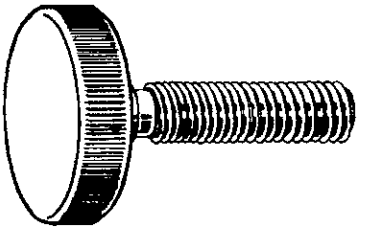

Technické údaje

d	d_k	e	k	P	Plný závit L ≤
M3	12	2	2.5	0.5	10
M4	16	3	3.5	0.7	16
M5	20	3	4	0.8	16
M6	24	4	5	1	16
M8	30	5	6	1.25	20
M10	36	6	8	1.5	25

Skupiny produktů

Závit	Materiál	Povrchová úprava	Kód	Strana
M	Automatová ocel	Zn	16660	6-206
M	NO A1		51503	6-206
M	Br Cu3		47490	6-207

6

16660 Rýhovaný palcový šroub nízký F11G

Závit Metrický závit
Materiál Automatová ocel
Povrchová úprava Pozinkované

RoHS

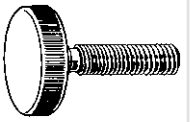

d x L	✉	Kód výrobku	d x L	✉	Kód výrobku	d x L	✉	Kód výrobku
M3X6	100	16660.030.006				M6X40	25	16660.060.040
M3X8	100	16660.030.008	M5X8	50	16660.050.008	M6X50	25	16660.060.050
M3X10	100	16660.030.010	M5X10	50	16660.050.010			
M3X12	100	16660.030.012	M5X12	50	16660.050.012	M8X12	25	16660.080.012
M3X16	100	16660.030.016	M5X16	50	16660.050.016	M8X16	25	16660.080.016
M3X20	100	16660.030.020	M5X20	50	16660.050.020	M8X20	25	16660.080.020
M3X25	100	16660.030.025	M5X25	50	16660.050.025	M8X25	25	16660.080.025
			M5X30	50	16660.050.030	M8X30	25	16660.080.030
M4X6	50	16660.040.006	M5X40	50	16660.050.040	M8X40	25	16660.080.040
M4X8	50	16660.040.008				M8X50	25	16660.080.050
M4X10	50	16660.040.010	M6X10	25	16660.060.010			
M4X12	50	16660.040.012	M6X12	25	16660.060.012	M10X20	10	16660.100.020
M4X16	50	16660.040.016	M6X16	25	16660.060.016	M10X25	10	16660.100.025
M4X20	50	16660.040.020	M6X20	25	16660.060.020	M10X30	10	16660.100.030
M4X25	50	16660.040.025	M6X25	25	16660.060.025	M10X40	10	16660.100.040
M4X30	50	16660.040.030	M6X30	25	16660.060.030	M10X50	10	16660.100.050

51503 Rýhovaný palcový šroub nízký R09A

Závit Metrický závit
Materiál Nerezocel A1

RoHS

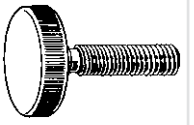

d x L	✉	Kód výrobku	d x L	✉	Kód výrobku	d x L	✉	Kód výrobku
M3X10*	50	51503.030.010				M6X20*	25	51503.060.020
M3X12*	50	51503.030.012	M5X10*	25	51503.050.010	M6X25*	25	51503.060.025
M3X16*	50	51503.030.016	M5X12*	25	51503.050.012	M6X30*	25	51503.060.030
			M5X16*	25	51503.050.016			
M4X8*	50	51503.040.008	M5X20*	25	51503.050.020	M8X12*	25	51503.080.012
M4X10*	50	51503.040.010				M8X16*	25	51503.080.016
M4X12*	50	51503.040.012	M6X10*	25	51503.060.010	M8X20*	25	51503.080.020
M4X16*	50	51503.040.016	M6X12*	25	51503.060.012	M8X25*	25	51503.080.025
M4X20*	50	51503.040.020	M6X16*	25	51503.060.016	M8X30*	25	51503.080.030
M4X25*	50	51503.040.025						

47490 **Rýhovaný palcový šroub nízký** **M11D**

Závit Metrický závit
Materiál Mosaz Cu3

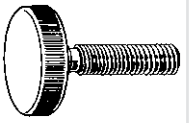

d x L	✉	Kód výrobku	d x L	✉	Kód výrobku	d x L	✉	Kód výrobku
M3X6	100	47490.030.006	M4X25	50	47490.040.025	M6X12	25	47490.060.012
M3X8	100	47490.030.008				M6X16	25	47490.060.016
M3X10	100	47490.030.010	M5X8	50	47490.050.008	M6X20	25	47490.060.020
M3X12	100	47490.030.012	M5X10	50	47490.050.010	M6X25	25	47490.060.025
M3X16	100	47490.030.016	M5X12	50	47490.050.012	M6X30	25	47490.060.030
M3X20	100	47490.030.020	M5X16	50	47490.050.016			
			M5X20	50	47490.050.020	M8X16	25	47490.080.016
M4X8	50	47490.040.008	M5X25	50	47490.050.025	M8X20	25	47490.080.020
M4X10	50	47490.040.010	M5X30	50	47490.050.030	M8X25	25	47490.080.025
M4X12	50	47490.040.012				M8X30	25	47490.080.030
M4X16	50	47490.040.016	M6X10	25	47490.060.010	M8X40	25	47490.080.040
M4X20	50	47490.040.020						

Rýhovaný palcový šroub

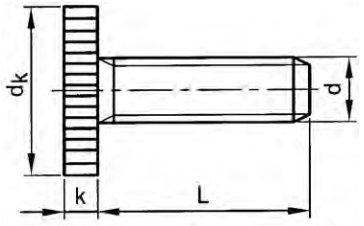

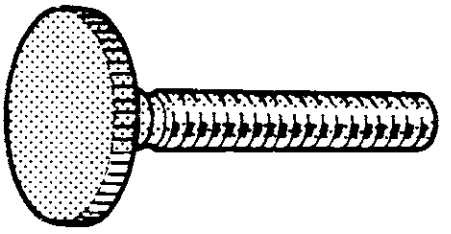

Technické údaje

d	d_k	k	P
M5	16	3.4	0.8
M6	16	3.4	1
M8	16	3.4	1.25

56230 **Rýhovaný palcový šroub plast** **W02A**

Závit Metrický závit
Materiál Plast
Třída PA 6.6
Barva Bílá

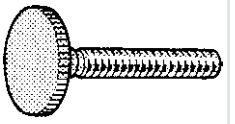

d x L	✉	Kód výrobku	d x L	✉	Kód výrobku	d x L	✉	Kód výrobku
M5X30	100	56230.050.030	M6X16	50	56230.060.016			
			M6X20	50	56230.060.020	M8X16	25	56230.080.016
M6X8	100	56230.060.008	M6X25	50	56230.060.025	M8X20	25	56230.080.020
M6X10	50	56230.060.010	M6X30	50	56230.060.030	M8X25	25	56230.080.025

Křídlový šroub lehký (americký) typ

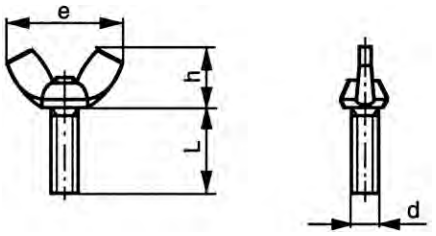

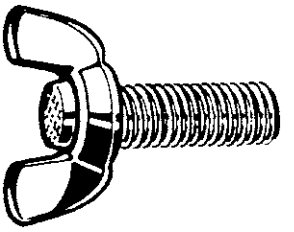

Technické údaje

d	e ≈	h ≈	P
M3	18.5	8.8	0.5
M4	22	10.5	0.7
M5	22	10.5	0.8
M6	26.8	12.9	1

d	e ≈	h ≈	P
M8	30.3	14.8	1.25
M10	35.3	17.3	1.5
M12	47.4	22.3	1.75

Skupiny produktů

Závit	Typ drážky	Materiál	Kód	Strana
M	Křídlatý	NO A2	51820	6-208
M	Křídlatý	NO A4	55820	6-208

6

51820 Křídlový šroub lehký (americký) typ — R09A

Závit Metrický závit
Materiál Nerezocel A2

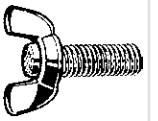

d x L	✉	Kód výrobku
M3X10*	100	51820.030.010
M3X12*	100	51820.030.012
M3X16*	100	51820.030.016
M3X20*	100	51820.030.020
M3X25*	100	51820.030.025
M4X10*	100	51820.040.010
M4X12*	100	51820.040.012
M4X16	25	51820.040.016
M4X20*	100	51820.040.020
M4X25*	100	51820.040.025
M4X30*	100	51820.040.030
M4X35*	100	51820.040.035
M4X40*	100	51820.040.040
M5X10	25	51820.050.010
M5X12*	50	51820.050.012
M5X15/16	25	51820.050.015
M5X20	25	51820.050.020
M5X25	25	51820.050.025
M5X30	25	51820.050.030
M5X35*	50	51820.050.035

d x L	✉	Kód výrobku
M5X40*	50	51820.050.040
M5X45*	50	51820.050.045
M5X50*	50	51820.050.050
M6X10	25	51820.060.010
M6X12*	50	51820.060.012
M6X15/16	25	51820.060.015
M6X16	25	51820.060.016
M6X20	25	51820.060.020
M6X25	25	51820.060.025
M6X30	25	51820.060.030
M6X35*	50	51820.060.035
M6X40	25	51820.060.040
M6X45*	50	51820.060.045
M6X50*	50	51820.060.050
M8X15/16	10	51820.080.015
M8X20	10	51820.080.020
M8X25	10	51820.080.025
M8X30	10	51820.080.030
M8X35*	50	51820.080.035
M8X40	10	51820.080.040

d x L	✉	Kód výrobku
M8X45*	50	51820.080.045
M8X50*	50	51820.080.050
M8X60*	50	51820.080.060
M10X16*	25	51820.100.016
M10X20	10	51820.100.020
M10X25	10	51820.100.025
M10X30	10	51820.100.030
M10X35*	25	51820.100.035
M10X40	10	51820.100.040
M10X50	10	51820.100.050
M10X60*	25	51820.100.060
M12X20*	25	51820.120.020
M12X25*	25	51820.120.025
M12X30*	25	51820.120.030
M12X35*	25	51820.120.035
M12X40*	25	51820.120.040
M12X50*	25	51820.120.050
M12X60*	25	51820.120.060

55820 Křídlový šroub lehký (americký) typ — R49A

Závit Metrický závit
Materiál Nerezocel A4

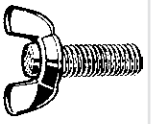

d x L	✉	Kód výrobku
M3X12*	100	55820.030.012
M3X16*	100	55820.030.016
M3X30*	100	55820.030.030
M4X10*	100	55820.040.010
M4X12*	100	55820.040.012
M4X16*	100	55820.040.016
M4X20*	100	55820.040.020
M5X10	25	55820.050.010
M5X12*	50	55820.050.012

d x L	✉	Kód výrobku
M5X15/16	25	55820.050.015
M5X20*	50	55820.050.020
M5X25*	50	55820.050.025
M5X30*	50	55820.050.030
M6X10	25	55820.060.010
M6X12*	50	55820.060.012
M6X15/16	25	55820.060.015
M6X20	25	55820.060.020
M6X25	25	55820.060.025

d x L	✉	Kód výrobku
M6X30	25	55820.060.030
M6X40	25	55820.060.040
M8X15/16	10	55820.080.015
M8X20	10	55820.080.020
M8X25	10	55820.080.025
M8X30	10	55820.080.030
M8X35*	50	55820.080.035
M8X40	10	55820.080.040
M8X45*	50	55820.080.045

55820 **Křídlový šroub lehký (americký) typ** ←

d x L	✉	Kód výrobku	d x L	✉	Kód výrobku	d x L	✉	Kód výrobku
M8X50*	50	55820.080.050	M10X25	10	55820.100.025			
M8X55*	50	55820.080.055	M10X30	10	55820.100.030	M12X20*	25	55820.120.020
			M10X40	10	55820.100.040	M12X25*	25	55820.120.025
M10X20	10	55820.100.020	M10X45*	25	55820.100.045	M12X30*	25	55820.120.030

Křídlový šroub se zaoblenými křídly

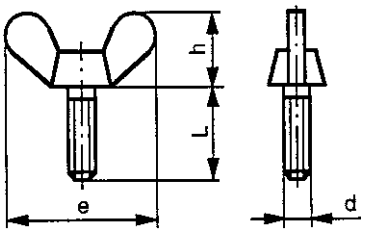

DIN **316**
NEN 1624

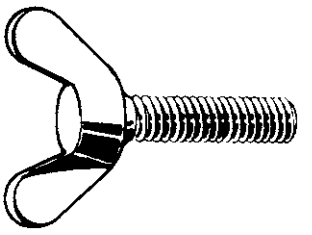

Technické údaje

d	e (max.)	h (max.)	P	d	e (max.)	h (max.)	P
M4	20	10.5	0.7	M10	51	25	1.5
M5	26	13	0.8	M12	65	33.5	1.75
M6	33	17	1	M16	73	37.5	2
M8	39	20	1.25				

Skupiny produktů

Závit	Typ drážky	Materiál	Povrchová úprava	Kód	Strana
M	Křídlatý	CI	Zn	16210	6-209
M	Křídlatý	NO A2		51812	6-209
M	Křídlatý	Br		47530	6-210

6

16210 **Křídlový šroub se zaoblenými křídly** **F11G**

Závit Metrický závit
Materiál Litina
Povrchová úprava Pozinkované

RoHS

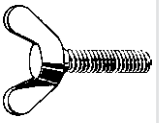

d x L	✉	Kód výrobku	d x L	✉	Kód výrobku	d x L	✉	Kód výrobku
M4X10	200	16210.040.010	M6X30	100	16210.060.030	M10X60	20	16210.100.060
M4X16	200	16210.040.016	M6X40	100	16210.060.040	M10X70	20	16210.100.070
M4X20	200	16210.040.020	M6X50	100	16210.060.050	M10X80	20	16210.100.080
M4X25	200	16210.040.025						
			M8X12	100	16210.080.012	M12X20	20	16210.120.020
M5X10	200	16210.050.010	M8X16	100	16210.080.016	M12X25	20	16210.120.025
M5X16	200	16210.050.016	M8X20	100	16210.080.020	M12X30	20	16210.120.030
M5X20	200	16210.050.020	M8X25	100	16210.080.025	M12X40	20	16210.120.040
M5X25	200	16210.050.025	M8X30	100	16210.080.030	M12X50	20	16210.120.050
M5X30	100	16210.050.030	M8X40	50	16210.080.040	M12X60	20	16210.120.060
M5X35	100	16210.050.035	M8X50	50	16210.080.050	M12X70	20	16210.120.070
M5X40	100	16210.050.040	M8X60	50	16210.080.060	M12X80	20	16210.120.080
M5X50	100	16210.050.050						
			M10X16	50	16210.100.016	M16X30	10	16210.160.030
M6X10	200	16210.060.010	M10X20	50	16210.100.020	M16X40	10	16210.160.040
M6X12	100	16210.060.012	M10X25	50	16210.100.025	M16X50	10	16210.160.050
M6X16	100	16210.060.016	M10X30	50	16210.100.030	M16X60	10	16210.160.060
M6X20	100	16210.060.020	M10X40	50	16210.100.040			
M6X25	100	16210.060.025	M10X50	20	16210.100.050			

51812 **Křídlový šroub se zaoblenými křídly** **Q01A**

Závit Metrický závit
Materiál Nerezocel A2

RoHS

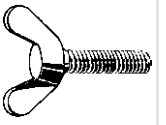

d x L	✉	Kód výrobku	d x L	✉	Kód výrobku	d x L	✉	Kód výrobku
M6X25*	50	51812.060.025	M8X30*	25	51812.080.030	M10X30*	25	51812.100.030
M6X30*	50	51812.060.030				M10X50*	25	51812.100.050
			M10X25*	25	51812.100.025			

47530 Křídlový šroub se zaoblenými křídly M11D

Závit Metrický závit
Materiál Mosaz

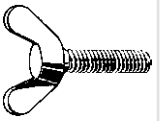

d x L	✉	Kód výrobku	d x L	✉	Kód výrobku	d x L	✉	Kód výrobku
M5X12	100	47530.050.012	M6X25	100	47530.060.025	M8X30	25	47530.080.030
M5X16	100	47530.050.016	M6X30	100	47530.060.030	M8X40	25	47530.080.040
M5X20	100	47530.050.020	M6X40	100	47530.060.040	M8X50	25	47530.080.050
M5X25	100	47530.050.025						
M5X30	100	47530.050.030	M8X10	50	47530.080.010	M10X20	50	47530.100.020
			M8X12	50	47530.080.012	M10X25	50	47530.100.025
M6X10	100	47530.060.010	M8X16	50	47530.080.016	M10X30	25	47530.100.030
M6X12	100	47530.060.012	M8X20	50	47530.080.020	M10X40	25	47530.100.040
M6X16	100	47530.060.016	M8X25	50	47530.080.025	M10X50	25	47530.100.050
M6X20	100	47530.060.020						

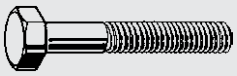
1 Šrouby

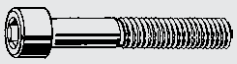
2 Produkty s vnitřním šestihranem

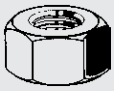
3 Matice, nýtovací matice a závitové vložky

4 Závitové tyče a svorníky

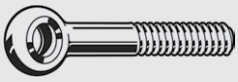
5 Šrouby s okem a hákem

6 Vruty, šrouby

I Seznam

7 Podložky a O-kroužky

8 Kotvy

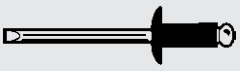
9 Nýty a kolíky

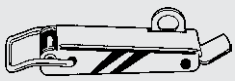
10 Nábytkářský a bezpečnostní materiál

11 Kolekce

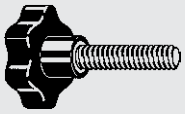
12 Strojní součástky

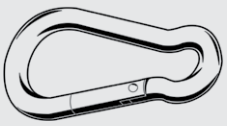
13 Speciální nerezový materiál

T Technické informace

Abecední přehled

A

ABA	dvouuchá	jistící	svorka	12-17
	hadicová	svorka		12-9/12-11, 12-18
			mikro	12-16
			mini	12-13
			robustní	12-14, 12-15
			srotiment	12-22
	ohebný	nástrčný	šroubovák	12-23
	svorka	s jedním	uchem	12-16
		trubková		12-21
			s pryží	12-20
Amecoil	dílenská	sada	BSW	3-151
			metrická	3-148
			metrická extra jemný závit	3-149, 3-150
			metrická jemný	3-149
			UNC	3-150
			UNF	3-151
	hlavice	trn	metrický	3-155/3-157
	nosná	redukce		3-157
	oprava	sada		3-152
	strojní	závitník	metrický jemný pro závitové vložky	3-143
			UNC pro závitové vložky	3-144
			UNF pro závitové vložky	3-144
			zvětšený závit pro závitové vložky	3-142
	stupňovitý	závitník	metrický jemný pro závitové vložky	3-143
	vícero-změrový	ruční montážní nástroj	metrický	3-153
			metrický kompletní	3-154, 3-155
			metrický s hlavicí	3-154
	vložka	závitová vložka	metrická	3-145
			metrická samojistná	3-145
			metrický extra jemný závit	3-147
			metrický extra jemný závit pro zapalovací svíčky	3-147
			metrický jemný	3-146
			UNC	3-147
			UNF	3-148
	vylamovací	nástroj		3-158
	vytahovák			3-158
AMF	háková	upínač	svislý	12-160
			svorka	12-158
			vodorovný	12-159
	protikus	pro hákový upínač		12-161
	svislý	upínač	svorka	12-150, 12-151
	tlaková-tahová	upínací	spona	12-155/12-157
	vodorovný	upínač	svorka	12-152/12-154
Ampule	chemická	kotva	Fischer	8-83
			Spit	8-84
Antivibrační	pojistná	podložka	lepená Nord-Lock dvoudílná	7-96/7-101
			Nord-Lock	7-98, 7-102, 7-103
Awab	výfuková	svorka		12-24

B

Band-It	svorky			12-26/12-28
Bednění	závitová tyč	závit pro bednění		8-94
Betonová	kotva	půlkulatou hlavou	Powers	8-62
		půlkulovou hlavou	Powers	8-62
		šestihranné	Powers	8-61
		zápustnou hlavou	Powers	8-63
	kotva A4	šestihranné	Powers	8-61
Bez čepice	fixační podložka	pro hřídele		7-129, 7-131, 7-132
Bez hrotu	plochá hlava	šroub	metrický drážka	6-74
			metrický válcová vypouklá	6-83
	střešní a čelní	šroub	s těsnícím kroužkem z elastomeru SFS-Topform	6-112
Běžec	podpěra			12-140
Bezpečnostní	drát			13-66
	hák kroucený	metrický		5-41
		ne-metrický		5-40
Bezpečnostní šroub	kulatá hlava	samořezný	a 2 otvory	10-125
	plochá hlava	metrický		10-114
		metrický se dvěma otvory		10-113
		samořezný		10-119
	půlkulatá hlava	metrický s čípkem		10-110
		metrický s T-hvězdicí		10-112
		metrický se zástručkou		10-111
		samořezný		10-117, 10-118
	válcová hlava	samořezný	a 2 otvory	10-120
	vypouklá hlava	samořezný	s trojkřídlou drážkou	10-122
	vypouklá zápustná	samořezný	one way	10-126
	zápustná	metrický		10-114/10-116
		metrický se dvěma otvory		10-116
		samořezný		10-122, 10-123, 10-125
			válcová vypouklá	10-124
Bezpečnostní vrut do dvřeva	kulatá hlava	se čtyřhrannou drážkou		10-126, 10-127
Bodové navařování	matice	metrická		3-110
Břity	ruční kovadlina			13-62
BSF	šestihran	matice		3-28
			s nekovovou samojistící vložkou	3-63
		šroub		1-59, 1-61
BSP-R	kuželová	mazací hlavice	ne-metrický	12-45
BSW	dílenská	sada	Amecoil	3-151
	křídlová	matice		3-105
	šestihran	matice		3-27, 3-28, 3-30

A

BSW	šestihran		s nekovovou samojistící vložkou	3-63
		šroub		1-58, 1-60
	stavěcí šroub	důlek	vnitřní šestihran	2-90
	svorník			4-33
	válcová hlava	šroub	vnitřní šestihran	2-32
	vypouklá	matice	vysoká	3-98
	zápustný	šroub	drážka	6-27, 6-28
		vrut	vnitřní šestihran	2-50
	závitová	tyč		4-20
	zvedací šroub s okem			5-9
C				
Čelní zásuvka	zásuvka			10-84
Čep	dlouhý	upínací	Fischer	8-31, 8-32
	kolík			9-35
	kroužek			13-68
	kulový			10-76
Čepice	fixační podložka	pro hřídele		7-128
	krytka			6-110
		pro šestihranný šroub do dřeva		6-201
		pro šroub s otvorem v hlavě		6-200
		pro šrouby do okenních rámů	Fischer	8-40
		pro šrouby se zápustnou hlavou do dřevotřísky		6-201
		pro šrouby se zápustnou hlavou s otvorem		6-200
Čepička	krycí	Fischer		10-41
Chemická	kotva	ampule	Fischer	8-83
			Spit	8-84
		vnitřní závit	Fischer	8-89
	svorník	upevnění	Fischer	8-80
			MaxxFast	8-79
Chladničková	hadicová	spona	Fischer	10-38
Čípek	stavěcí šroub	metrický		2-87
		metrický vnitřní šestihran		2-86, 2-87, 2-89
Čípkem	stavěcí šroub	metrický		6-9
Článek	d-článek			5-20, 5-21
	oblouk	s límcovým kolíkem se závitem		5-22, 5-23
Clip	konstrukční upínka	Lindapter		10-30
Čtvercová	natloukací	krytka	GMT	12-68
	trubková	ucpávka		10-105
Čtyřhranná	klínová	podložka	pro I-profily	7-143, 7-144
			Peiner	1-92
			pro U-profily	7-145, 7-146
			Peiner	1-92
	matice	metrická		3-116, 3-117
			nízká	3-115, 3-116
	pásová	matice	UNF	3-42
	podložka			7-142, 7-143
Čtyřhranná hlava	šroub	metrický s krátkým čípkem		1-83
		UNC	s krátkým čípkem	1-84
Čtyřhranná navařovací	matice	metrická		3-111, 3-112
Cylindrická	nýtovací	matice		3-127/3-129, 3-136, 3-137
Cylindrický	nýtovací	šroub		3-138
D				
D	šekl			13-5/13-7, 13-10, 13-11
D-článek	článek			5-20, 5-21
Deska	dvojitá	upínací	Fischer	10-52, 10-53
Dílenská	sada	BSW	Amecoil	3-151
		metrická	Amecoil	3-148
		metrická extra jemný závit	Amecoil	3-149, 3-150
		metrická jemný	Amecoil	3-149
		UNC	Amecoil	3-150
		UNF	Amecoil	3-151
Dílenská svorka				10-59
Dlouhý	čep	upínací	Fischer	8-31, 8-32
Dlouhý čtyřhran	půlkulatá hlava	šroub	metrický s šestihrannou maticí	1-81
Drapákový	nosník	Fischer		10-47
Drát	bezpečnostní			13-66
	o-kroužek			7-158
Drátěná lana				13-55
	kleště			13-56
	svorka			5-24, 5-25, 13-59
Drátěný	náprstek			13-57, 13-58
Drátová	sedlová	svorka		12-130
Držadlo	křídlová	metrický		12-86
	pětipaprsková	metrický		12-82
	t	metrický s mosaznou závitovou vložkou		12-88
		metrický s pozinkovaným šroubovým zakončením		12-88
Držák	dveřní			13-127, 13-128
	konzole na zeď			13-79
	lodní	dveřní		13-128
Dubo	ozubený	nákružek		7-112
	pojistný	koužek		7-110, 7-111
Důlek	stavěcí šroub	BSW	vnitřní šestihran	2-90
		metrický drážka		6-8
		metrický jemný s vnitřním šestihranem		2-72
		metrický s vnitřním šestihranem		2-76
		metrický vnitřní šestihran		2-70, 2-71
		UNC	vnitřní šestihran	2-74
Dutinová	kotva	Fischer		8-56
	upínací	Fischer		8-15
		MaxxFast		8-14
		nástroj	Fischer	8-16
			MaxxFast	8-16
Dutý	hřeb	Fischer		8-26
Dvě části	hadicová	spona	Fischer	10-37
Dveřní	držák			13-127, 13-128
	lodní	držák		13-128
Dvojitá	pružná	závlačka pro šroub		9-42

Abecední přehled

Dvojitá	pružná podložka			7-60
	pružný	závlačka pro šroub		9-43
	upínací	deska	Fischer	10-52, 10-53
Dvojitá pojistka	karabina			13-25
Dvojitý	kardanový	kloub		12-49
Dvojitý konec	svorník	metrický s redukovaným dříkem		4-61, 4-62
Dvouuchá	jistící	svorka	ABA	12-17
E				
Extra velká vypouklá	vypouklá hlava	trhací nýt		9-71
F				
Ferule				13-61
FESTAPLAN	těsnicí	kroužek		7-149, 7-150
Fiber	plochá	podložka	pro auta	7-151
	těsnicí	kroužek		7-150
Fischer	chemická	kotva	ampule	8-83
			vnitřní závit	8-89
		svorník	upevnění	8-80
	dlouhý	čep	upínací	8-31, 8-32
	dutinová	kotva		8-56
		upínací		8-15
			nástroj	8-16
	dvojitá	upínací	deska	10-52, 10-53
	hadicová	chladničková	spona	10-38
		spona	dvě části	10-37
	hmoždinka			8-12
		univerzální		8-12
	hmoždinka do zdi			8-7, 8-9/8-11
	hřeb	dutý		8-26
	injektážní	kotva	přídatný	8-88
		nástroj		8-86
		patrona		8-85
	kabelový	kanálek		10-39
	kanálková	podložka		10-43
		spojka		10-48
	kluzná	matice		10-42
	kolekce	krabice	hmoždinka do zdi	8-8
	kotva			8-21, 8-22
		rozpínací	metrická s mosazným kuželem	8-47
		zátka		8-48
	krycí	čepička		10-41
	krytka	čepice	pro šrouby do okenních rámů	8-40
	montážní	nástroj		8-23, 8-82
		přípravek		8-54
		úhlová	podpěra	10-44
	nastavitelný	šroub		8-41
	natloukací			8-28, 8-29
		kotva		8-53
		s izolační vložkou		8-30
	nosník	drapákový		10-47
	nosníkové	rameno	konzole	10-40
	ocelová	kotva		8-67/8-69
	okenní	rám	šroub	8-40
	pórobeton	kotva	upínací	8-20
	pouzdro	kotva		8-49
	přenosná	krabice		11-26
	příchytka	nosníková		10-50
	rámové	upínací		8-34/8-38
	sádrokarton	upínací		8-19
	sedlo			10-35
	sedlová	příruba		10-46
	soubežná	spojka		10-49
	šroub	kotva		8-73, 8-76
			nástroj	8-77
		upínací		10-53
	stavěcí			8-42
	t-hlava	šroub		10-41, 10-44
	úhlová	podpěra		10-45
	upínací	toggle		8-25
		univerzální		8-13
	vroubkovaný	ocelový	pásek ocel	10-51
	vysoko-zátěžová	kotva	metrická	8-74, 8-75
	závěsná	hadicová	spona	10-36
Fixační podložka	bez čepice	pro hřídele		7-129, 7-131, 7-132
	čepice	pro hřídele		7-128
	nástroj			7-130
		ferule		7-129
		ferule, magnetická		7-130
Fixing	kotevní	svorník	Spit	8-82
Floorfast	uzamykací systém	Lindapter		10-33
Flush Fit	Hollo-bolt	Lindapter		10-19
G				
G	knoflíková hlava	mazací hlavice		12-46
GMT	natloukací	čtvercová	krytka	12-68
	šroub			12-70
	stojna			12-69
H				
Hadicová	chladničková	spona	Fischer	10-38
	spona	dvě části	Fischer	10-37
	svorka	ABA		12-7, 12-9/12-11, 12-18
		MaxxFast		12-6, 12-8, 12-10
		mikro	ABA	12-16
		mini	ABA	12-13
			MaxxFast	12-12
		plastová		12-129
		robustní	ABA	12-14, 12-15
		srotiment	ABA	12-22
			MaxxFast	12-21
	závěsná	spona	Fischer	10-36
Hák				13-31, 13-114
	karabina			13-14, 13-15, 13-17, 13-19/13-23, 13-32/13-34
	krátká šňůra			13-123
	markýzy			13-121
	plochý			13-120
	pravoúhlý	ne-metrický		5-34
		ne-metrický s křížovou drážkou		5-35
	příchytný			5-26
	připojovací			13-3
		s obrtlíkem		13-3
	S-			5-42
	se závitem			13-124
	skoba	metrický		5-29
		ne-metrický		5-32, 5-33

Hák	věšák pro kabát			13-115/13-118
	závěsný	ne-metrický se 2 závitovými oky		5-42
Hák kroucený	bezpečnostní	metrický		5-41
		ne-metrický		5-40
Hák pro bóje				13-16
Háková	kotva	metrická s hákem 100 mm		8-92, 8-93
		metrická s hákem 50 mm		8-92
	upínač	svislý	AMF	12-160
		svorka	AMF	12-158
		vodorovný	AMF	12-159
Heco-Fix	válcová vypouklá hlava	šroub do dřevotřísky	válcová vypouklá	6-169
	vypouklá zápustná	šroub do dřevotřísky	válcová vypouklá	6-172
	zápustná hlava	šroub do dřevotřísky	válcová vypouklá	6-155
Heco-Topix	zápustná	šroub do dřevotřísky	s T-hvězdicí	6-160, 6-162
	zápustná hlava	šroub do dřevotřísky	válcová vypouklá	6-157
	zápustnou sníženou hlavou	podlahový vrut	s T-hvězdicí	6-164
Heco-Unix Plus	zápustná hlava	šroub do dřevotřísky	válcová vypouklá	6-157
Heco-Unix Top	zápustná	šroub do dřevotřísky	s T-hvězdicí	6-160
Hlava	t	šroub	s rovným zakončením	5-2, 5-3
Hlavice	terminál			13-75
	trn	metrický	Amecoil	3-155/3-157
Hmoždinka		Fischer		8-12
	sádrokarton	MaxxFast		8-17
	univerzální	Fischer		8-12
Hmoždinka do zdi				8-5
	Fischer			8-7, 8-9/8-11
	kolekce	krabice	Fischer	8-8
	MaxxFast			8-4, 8-9, 8-11, 8-27
Hollo-bolt	Flush Fit	Lindapter		10-19
	šestihran	Lindapter		10-16, 10-17
	zápustnou hlavou	Lindapter		10-18
Hřeb	dutý	Fischer		8-26
Hřebík	kroužek			13-133
Hrot	matice	metrický		3-117
Hvězdicová	knoflík	metrický		12-77, 12-78
I				
Individuálně	upínací kloub	stavitelný		12-53
Informace o stránky	Amecoil	závitové vložky		3-141
	Demu/Vemo	upevňovací kotvy		8-95
	Fabory	Fastclip Systém upevnění		10-54
		globální partner pro svorníky		4-35
		Kvalitní Kolekce		11-2
		nýtovací matice a šrouby		3-126
		Quick System Čtvrtotočné spojovací prvky		10-74
		Quick System Lomené závory		10-60
		Quick System Zarážkové zámky		10-65
		samořezné závitové vložky		3-170
		samořezné závitové vložky II		3-178
		Security Upevňovací prvky		10-107
		Spedec Samořezné šrouby		6-121
		technické kuličky		12-109
		trhací (slepé) nýty		9-53
		trhací (slepé) nýty II		9-54
	Fischer	(blank)		8-6
	Kalei	lisovací matice		3-92
	Keepstock Vybavení			11-25
	Lindapter	spojování ocelových konstrukcí		10-15
	MaxxFast	cadicové spony		12-5
		chemické kotvy		8-78
		hmoždinky a kotevní technika		8-3
		kabelové pásky		12-118
		kolekce		11-13
		samovrtné vruty		6-118
		vruty do dřeva		6-148
	Nord-Lock			7-95
	Peiner	vysokopevnostní konstrukční šrouby		1-87
	REMFORM®	závitotvorné vruty		6-69
	Svorníky se zúženou stopkou			4-60
	TAPTITE 2000®	závitotvorné šrouby a vruty		6-62
	ttap®	drážka		6-125
	Vruty do dřevotřísky			6-153
	Závrtné šrouby – závitové tyče – šestihranné matice			4-36
Injektážní	kotva	přídatný	Fischer	8-88
	nástroj	Fischer		8-86
		MaxxFast		8-86
	patrona	Fischer		8-85
		MaxxFast		8-84, 8-85
Isolator	tlumič	metrický		12-68
Izolační	objímka			12-145, 12-146
	trubkové			12-147
Izolátor	tlumič	metrický		12-64/12-67
J				
Jacknut	matice			3-120
		Jacknut		3-120
Jednoduchý	kardanový	kloub		12-48
	pružný	závlačka pro šroub		9-41
Jednorázový	samořezný šroub	samořezná		10-121
			Válcová vypouklá hlava	10-121
Jistící	dvouuchá	svorka	ABA	12-17
K				
Kabelová	příchytka			10-59
	spona	stahovací		12-120, 12-133
			MaxxFast	12-119/12-121
			násadka	12-128
			MaxxFast	12-127
			s násadkou uvolňovací	12-126
			s okem	12-123
			samolepící	12-131, 12-132
			se štítkem	12-124, 12-125
			sortiment	12-123
			Ty-Rap	12-122
			uvolňovací MaxxFast	12-125
Kabelové pásky	ruční kleště	svorka	MaxxFast	12-128

Abecední přehled

Kabelový	kanálek	Fischer			10-39
Kalei	přítlačná	matice	metrická		3-93, 3-94
Kanálek	kabelový	Fischer			10-39
Kanálková	podložka	Fischer			10-43
	spojka	Fischer			10-48
Karabina		dvojitá pojistka			13-25
	hák				13-14, 13-15, 13-17, 13-19/13-23, 13-32/13-34
Kardanový	kloub	dvojitý			12-49
		jednoduchý			12-48
Karosářská	opravárenská	podložka			7-44, 7-45
Kleště	drátěná lana				13-56
Klíč	rovnoběžné				9-47, 9-48
Klika	rukojeť	výklopná			12-95
			se závitovou vložkou		12-95
Klín	kuželový				9-51
Klínová	čtyřhranná	podložka	pro I-profily		7-143, 7-144
				Peiner	1-92
			pro U-profily		7-145, 7-146
				Peiner	1-92
	přesná	paralelní			9-49
Kloboučková matice	šestihran	metrická s nekovovou vložkou	samojistící		3-101, 3-102
Kloub					13-48, 13-49
	kardanový	dvojitý			12-49
		jednoduchý			12-48
	kulový	metrický/MF s vnitřním levým závitem			12-47, 12-48
		metrický/MF s vnitřním pravým závitem			12-47
		s ložiskem	s vnitřním závitem		12-51
				levý závit	12-51
	s okem				13-50
	vidlicový	s pružným kolíkem			12-50
			levý závit		12-50
Kluzná	matice	Fischer			10-42
Kluzné	ložisko				12-145
Knihařská	matice				10-101
Knihařský	šroub				10-102, 10-103
		prodloužení			10-103
Knoflík	hvězdicová	metrický			12-77, 12-78
	kotoučová	metrický otevřená			12-80
		metrický se závitovou vložkou			12-80, 12-81
		metrický se závitovým ukončením			12-80, 12-81
	kulová	metrický			12-75, 12-76
		metrický s kuželovým otvorem			12-76
	otočný	otevřená			12-78
		se závitovou vložkou			12-78, 12-79
		se závitovým ukončením			12-79
	rýhovaný	metrický pro nízký šestihranný šroub a matici			12-83
			vysoký		12-83
		metrický pro šroub s vnitřním šetihranem			12-84
		metrický se závitovou vložkou			12-85, 12-86
		metrický se závitovým ukončením			12-84, 12-85
	trojúhelníková hvězdicová	se závitovou vložkou			12-81, 12-82
		se závitovým ukončením			12-81
Knoflíková hlava	mazací hlavice	G			12-46
		metrický jemný			12-44
	šroub	metrický s T-hvězdicí			2-54, 2-55
		metrický vnitřní šestihran			2-52, 2-53
		UNC	vnitřní šestihran		2-57
		UNF	vnitřní šestihran		2-58, 2-59
	šroub a nákružkem	metrický s T-hvězdicí			2-62
	šroub s nákružkem	metrický vnitřní šestihran			2-60, 2-61
Kolekce	krabice	hmoždinka do zdi	Fischer		8-8
		ocelová			11-15
			MaxxFast		11-22
		plastová			11-4
	metrická	V-Coil			3-162, 3-163
	ne-metrická	V-Coil			3-163, 3-164
	nýtovací	matice			3-140
	příslušenství				11-24
			zásuvková skříňka		11-23
		S-krabice			11-24
	T-šrouby	pro T-drážky			10-13
Kolík	čep				9-35
	křížový	metrický drážka			10-96
	kulatá hlava	rýhovaný			9-21, 9-22
	kuželový				9-4
		rýhovaný			9-14/9-16
		s vnějším závitem			9-10
		s vnitřním závitem			9-11
	náhradní závitový				3-176
	opačná	rýhovaný			9-19
	pravoúhlý hák	metrický			5-29
		ne-metrický			5-35
	rovnoběžný				9-6, 9-7, 9-9, 9-10
		rýhovaný			9-17, 9-18
			s pilotem		9-13
		s vnitřním závitem			9-12
	střední	rýhovaný			9-20
	trubkový				9-44
	zákolník				9-45
	závlačka				9-37/9-40
Kolo	šestihran	matice	s nákružkem Nord-Lock		3-82
Kombi	šroub	metrický drážka			6-35
Kombinace	nosníková svorka				10-56, 10-57
Konstrukční upínka	clip	Lindapter			10-30
Kontaktní	pojistná	podložka			7-107, 7-108
	pružná podložka				7-82
Konzole					13-122, 13-123
	nosníkové	rameno	Fischer		10-40
Konzole na zeď	držák				13-79
Korečkový	šroub	metrický			1-81, 1-82
Korunková	matice	metrická			3-85, 3-86
			nízká		3-88
		metrická jemná			3-87, 3-89

K

Korunková	*matice*		nízká	3-90
		UNF		3-91
Kotevní	příslušenství	přídatný	MaxxFast	8-87
	svorník	fixing	Spit	8-82
Kotevní šroub	půlkulovou hlavou	Powers		8-57
	šestihranné	drážka	Powers	8-58
	zápustnou hlavou	Powers		8-56, 8-59
Kotevní svorník	svorník	metrický		8-81
Kotevní vratidlo	šroub	metrický		6-33
Kotoučová	knoflík	metrický otevřená		12-80
		metrický se závitovou vložkou		12-80, 12-81
		metrický se závitovým ukončením		12-80, 12-81
Kotva	betonová	půlkulatou hlavou	Powers	8-62
		půlkulovou hlavou	Powers	8-62
		šestihranné	Powers	8-61
		zápustnou hlavou	Powers	8-63
	chemická	ampule	Fischer	8-83
			Spit	8-84
		vnitřní závit	Fischer	8-89
	dutinová	Fischer		8-56
	Fischer			8-21, 8-22
	háková	metrická s hákem 100 mm		8-92, 8-93
		metrická s hákem 50 mm		8-92
	injektážní	přídatný	Fischer	8-88
	natloukací	Fischer		8-53
		MaxxFast		8-51, 8-52
		Spit		8-25
	ocelová	Fischer		8-67/8-69
		MaxxFast		8-65, 8-66
		metrická	Spit	8-70
	pórobeton	upínací	Fischer	8-20
	pouzdro	Fischer		8-49
	rozpínací	metrická s mosazným kuželem	Fischer	8-47
		pouzdro	Rawlplug	8-44, 8-46, 8-47
	samořezná	pro sádrokarton		8-18
	šroub	Fischer		8-73, 8-76
		nástroj	Fischer	8-77
	vysoko-zátěžová	metrická	Fischer	8-74, 8-75
			MaxxFast	8-71
	zátka	Fischer		8-48
Kotva A4	betonová	šestihranné	Powers	8-61
Koužek	pojistný	Dubo		7-110, 7-111
		pro hřídele		7-121
		pro otvor		7-124, 7-125
Krabice	kolekce	hmoždinka do zdi	Fischer	8-8
		ocelová		11-15
			MaxxFast	11-22
		plastová		11-4
	přenosná	Fischer		11-26
Krátká šňůra	hák			13-123
Krátký čtyřhran	půlkulatá hlava	šroub	metrický	1-79
Křídlová	držadlo	metrický		12-86
	matice	BSW		3-105
		metrická		3-107
		metrická lehký (Americký) typ		3-102, 3-103
		metrická zaoblená křídla		3-103, 3-104
		metrický se závitovou vložkou		12-87
	šroub	metrický se závitovým ukončením		12-87
Křídlová s nákružkem	matice	metrická		3-107
Křídlový	šroub	metrický lehký (Americký) typ		6-208, 6-209
		metrický zaoblená křídla		6-209, 6-210
	šroub s křídly pod hlavou	metrický s šestihran-nou maticí	Seha	1-79
Křížová spona	ocelová	lana		13-78
Křížový	kolík	metrický drážka		10-96
Kroužek				13-131/13-133
	čep			13-68
	hřebík			13-133
	matice	metrická s mosaznou závitovou vložkou	Rawlplug	8-50
	navařovaný	pro bezpečnostní háky kroucené		5-41
	pojistný	pro hřídele		7-127
	pružný plátek			10-81
	stavěcí			7-135/7-137
		svorkový		7-133
	svorkový	stavěcí		7-134
	těsnicí			7-147/7-149
		elastomerový těsnící kroužek		6-116
		FESTAPLAN		7-149, 7-150
		fiber		7-150
	zvedací			13-111/13-113
Krycí	čepička	Fischer		10-41
Krytka	čepice			6-110
		pro šestihranný šroub do dřeva		6-201
		pro šroub s otvorem v hlavě		6-200
		pro šrouby do okenních rámů	Fischer	8-40
		pro šrouby se zápustnou hlavou do dřevotřísky		6-201
		pro šrouby se zápustnou hlavou s otvorem		6-200
	natloukací	čtvercová	GMT	12-68
	ochranná	pro šestihranný šroub a matici		1-98
		šestihranný šroub a matici		1-97
	ozdobná			12-39
	příchytná			6-202
	pro šrouby z vnitřním šestihranem			2-91
	těsnicí	zatlačovací		12-40
	trubková	kulatý		10-104
		kuželová		10-106
	zátka			12-149
Krytka a zátka	ochranná	nástrčná		12-150
Kulatá	matice	metrická drážka		3-122, 3-123
		metrická pro hákové klíče		3-122

K

Abecední přehled

Kulatá	*matice*	metrická s nekovovou vložkou	samojistící		3-125
		Tr			4-25/4-27
			levý závit		4-26
	nýtovací matice	metrická			3-95
	spojovací matice	metrická			3-123, 3-124
Kulatá hlava	bezpečnostní šroub	samořezný	a 2 otvory		10-125
	bezpečnostní vrut do dvřeva	se čtyřhrannou drážkou			10-126, 10-127
	nýt				9-31/9-33
	rýhovaný	kolík			9-21, 9-22
	šroub	metrický drážka			6-31, 6-32
	vrut do dřeva	cross recessed head			6-189, 6-190
		drážka			6-183, 6-184
Kulatý	trubková	krytka			10-104
Kulička	technická				12-110/12-113
Kulová	knoflík	metrický			12-75, 12-76
		metrický s kuželovým otvorem			12-76
Kulovitý	podložka	kuželová			10-10
		sférická			10-9, 10-10
Kulový	čep				10-76
	kloub	metrický/MF s vnitřním levým závitem			12-47, 12-48
		metrický/MF s vnitřním pravým závitem			12-47
		s ložiskem	s vnitřním závitem		12-51
				levý závit	12-51
Kulový kloub	plochý	s vnějším závitem			12-52
			levý závit		12-52
Kuželová	mazací hlavice	BSP-R	ne-metrický		12-45
		metrická			12-42
		metrický extra jemný závit			12-45
		metrický jemný			12-44
		UNF			12-46
	pojistná pružina				10-80
	pružná	podložka			7-89, 7-90
	pružná podložka				7-61
	trubková	krytka			10-106
Kuželový	klín				9-51
	kolík				9-4
		s vnějším závitem			9-10
		s vnitřním závitem			9-11
	rýhovaný	kolík			9-14/9-16
Kuželový konec	stavěcí šroub	metrický drážka			6-6, 6-7
		metrický vnitřní šestihran			2-83, 2-84
L					
Lana	křížová spona	ocelová			13-78
Lanovky	příčka				13-125
Latch					13-109, 13-110
	západka (1&3)				10-69, 10-70
Left hand	závitová	tyč	metrická levý závit		4-5, 4-6, 4-8, 4-9
			trapezium	levý závit	4-24
Lepené	podložky těsnící	s pryží			6-117
Lepené těsnění	podložka				7-152
		s pryží			7-151
Levý závit	kulatá	matice	Tr		4-26
	kulový	kloub	s ložiskem	s vnitřním závitem	12-51
	kulový kloub	plochý	s vnějším závitem		12-52
	šestihran	matice	metrická		3-6, 3-7, 3-11, 3-12
	vidlicový	kloub	s pružným kolíkem		12-50
Lícovaný šroub	šestihran	metrický s dlouhým závitem			1-70
Lindapter	Floorfast	uzamykací systém			10-33
	Hollo-bolt	Flush Fit			10-19
		šestihran			10-16, 10-17
		zápustnou hlavou			10-18
	konstrukční upínka	clip			10-30
	nastavitelný	svorka			10-29
	podložka	živel			10-24/10-26
	přírubový	svorka			10-31
			se stavěcím šroubem a maticí		10-31
	samostavitelná	svorka			10-28
	svorka	mřížková			10-34
		vysoká odolnost proti skluzu			10-23
	třecí	svěrka			10-27
	upínací				10-20/10-23
	vyrovnávací	svorka			10-32
	vysoká	podložka			10-27
Litina	závěs				13-99, 13-100
Lodní	dveřní	držák			13-128
Ložisko	kluzné				12-145
M					
Malá hlava	zápustná hlava	šroub do dřevotřísky	válcová vypouklá		6-159
Markýzy	hák				13-121
Masivní koule					13-78, 13-79
Matice	bodové navařování	metrická			3-110
	čtyřhranná	metrická			3-116, 3-117
			nízká		3-115, 3-116
	čtyřhranná navařovací	metrická			3-111, 3-112
	hrot	metrický			3-117
	jacknut				3-120
	kluzná	Fischer			10-42
	knihařská				10-101
	korunková	metrická			3-85, 3-86
			nízká		3-88
		metrická jemná			3-87, 3-89
			nízká		3-90
		UNF			3-91
	křídlová	BSW			3-105
		metrická			3-107
		metrická lehký (Americký) typ			3-102, 3-103
		metrická zaoblená křídla			3-103, 3-104
		metrický se závitovou vložkou			12-87

Matice	křídlová s nákružkem	metrická		3-107
	kroužek	metrická s mosaznou závitovou vložkou	Rawlplug	8-50
	kulatá	metrická drážka		3-122, 3-123
		metrická pro hákové klíče		3-122
		metrická s nekovovou vložkou	samojistící	3-125
		Tr		4-25/4-27
			levý závit	4-26
	metrická pro T-drážku			10-5
	napínací	metrická		5-15
		metrická mazivo		5-13
		metrická s hákem a okem		5-15, 5-16
		metrická se dvěma háky		5-18
		metrická se dvěma navařovacími čepy		5-14
		metrická se dvěma oky		5-17
		metrická se dvěma plochými oky		5-19
		metrická šestihran		5-13
	natloukací	metric for wood		10-89
	navařovací	metrická s hladkou přírubou		3-109
		metrickás hladkou přírubou		3-109
	nýtovací	cylindrická		3-127/3-129, 3-136, 3-137
		kolekce		3-140
		redukovaná zápustná hlava		3-133, 3-134
			šestihranné tělo	3-134, 3-135
		zápustná hlava		3-130/3-132
	oblouk			3-106
	oko	metrická		5-11, 5-12
		metrická s označením CE		5-11
	pásová	UNF	čtyřhranná	3-42
			nízká	3-42
			vysoká	3-41
	pojistná	metrická		10-108
	pouzdro	metrické		10-100
	přítlačná	metrická	Kalei	3-93, 3-94
	pro napínák			13-77
	prodlužovací	metrická		10-8
	průchodka			12-139
	půlkulatá hlava	metric hexagon socket		10-94
	rychlomatice			3-119
	rýhovaná	metrická		3-114, 10-92
			nízká	3-113, 3-114
			vysoká	3-112, 3-113
	šestihran			3-82
		BSF		3-28
			s nekovovou samojistící vložkou	3-63
		BSW		3-27, 3-28, 3-30
			s nekovovou samojistící vložkou	3-63
		ISO Metrická		3-8, 3-17/3-20, 3-44
			nízká	3-33, 3-39
		ISO Metrická pro tlakové nádoby		3-19
		kolo	s nákružkem Nord-Lock	3-82
		metrická		3-6/3-14, 3-29/3-31, 3-38, 3-43/3-46, 4-63, 10-6, 10-7
			levý závit	3-6, 3-7, 3-11, 3-12
			nízká	3-32/3-34
			Peiner	1-90
			Permaglas	4-22
			samojistící	3-65, 3-74, 3-75
	metrická ASTM A194 stupeň 2H			4-59
	metrická celohliníková	samojistící	Snep	3-71
	metrická celokovová	samojistící		3-66, 3-72
			Securit	3-73
			Snep	3-70, 3-71
			Stover	3-66
	metrická celonerezová	samojistící		3-64
			Snep	3-71
	metrická jemná s nekovovou vložkou	samojistící		3-39
	metrická levý závit	nízká		3-33, 3-34
	metrická pro svorníky			4-62
	metrická s nákružkem			3-75, 3-76
		samojistící	Ripp	3-73
	metrická s nekovovou vložkou	samojistící		3-49/3-51, 3-54
	metrická s ozubenou pojistnou podložkou	samojistící		3-83
	metrická zvětšený závit			3-8, 3-9, 3-44
		nízká		3-33
	metrický jemný			3-15/3-17, 3-53
		nízká		3-35/3-37
	metrický jemný celokovová	samojistící		3-67
	metrický jemný levý závit			3-15, 3-16
		nízká		3-36, 3-37
	metrický jemný s nekovovou vložkou	samojistící		3-52, 3-53
	Pal	metrická	samojistící	3-84
	rovnoběžný závit	stoupání		3-41
	UNC			3-21/3-23, 3-57
		ASTM A194		4-57/4-59
		celokovová	samojistící	3-68
		s nekovovou vložkou	samojistící	3-55/3-57, 3-59/3-61
		samojistící		3-79
	UNF			3-24/3-26, 3-58
		celokovová	samojistící	3-69, 3-70
		s nekovovou vložkou	samojistící	3-58, 3-59, 3-61, 3-62
	závit pro bednění			8-94

M

Abecední přehled

Matice	sklopná				3-106
	strojní	UNC			3-23
		UNF			3-26
	trvalá	metrická			10-109
	vrutošroub	metrická vnitřní šestihran			10-92
	vsazovací	metrická			3-118
	výfukový				3-43
		samojistící			3-42
	vypouklá	BSW	vysoká		3-98
		metrická	nízká		3-100, 3-101
			vysoká		3-96/3-98
		metrická s navařenou čepičkou			3-99
	zápustný	metrická drážka			3-125
	zátka s plochou hlavou	metrická vnitřní šestihran			10-93
Matice s nákružkem	šestihran	metrická			10-7, 10-8
MaxxFast	chemická	svorník	upevnění		8-79
	dutinová	upínací			8-14
			nástroj		8-16
	hadicová	svorka			12-6, 12-8, 12-10
			mini		12-12
			srotiment		12-21
	hmoždinka do zdi				8-4, 8-9, 8-11, 8-27
	injektážní	nástroj			8-86
		patrona			8-84, 8-85
	kabelová	spona	stahovací		12-119/12-121
				násadka	12-127
				uvolňovací	12-125
	kolekce	krabice	ocelová		11-22
	kotevní	příslušenství	přídatný		8-87
	montážní	přípravek			8-54
	natloukací	kotva			8-51, 8-52
	ocelová	kotva			8-65, 8-66
	ohebný	nástrčný	šroubovák		12-23
	okenní	rám	šroub		8-39
	plochá hlava	S vnějším čtyřhranem	šroub	samovrtný	6-128
		šroub	válcová vypouklá	samovrtný	6-119, 6-120
		ttap®	šroub	dřevo	6-177
				samovrtný	6-126, 6-127
	rámové	upínací			8-32, 8-33
	rozpínací	zátka			8-43
	ruční kleště	kabelové pásky	svorka		12-128
	sádrokarton	hmoždinka			8-17
	šestihran	šroub	samovrtný		6-135, 6-136
	svorka	trubková	s pryží		12-19
	válcová vypouklá hlava	ttap®	vrut do dřeva		6-167, 6-168
		vrut do dřeva	křížová drážka		6-166
	vysoko-zátěžová	kotva	metrická		8-71
	zápustná	šroub	cross recessed	samovrtný	6-131
		ttap®	šroub	válcová vypouklá	6-134, 6-135, 6-141
	zápustná hlava	ttap®	podlahářský		6-164
			šroub		6-151, 6-152, 6-176
		vrut do dřeva	cross recessed		6-149, 6-150
Mazací hlavice	knoflíková hlava	G			12-46
		metrický jemný			12-44
	kuželová	BSP-R	ne-metrický		12-45
		metrická			12-42
		metrický extra jemný závit			12-45
		metrický jemný			12-44
		UNF			12-46
	misková	metrická			12-43
	natloukací	metrická			12-43
Mikro	hadicová	svorka	ABA		12-16
Mini	hadicová	svorka	ABA		12-13
			MaxxFast		12-12
Misková	mazací hlavice	metrická			12-43
	podložka	pro sedlové šrouby			1-82
	pojistná podložka				10-97/10-99
	ring				12-142, 12-143
Montážní	nástroj	Fischer			8-23, 8-82
		Spit			8-55
	přípravek	Fischer			8-54
		MaxxFast			8-54
	úhlová	podpěra	Fischer		10-44
Mřížková	svorka	Lindapter			10-34
Musketon					13-23, 13-24
Můstek	rukojeť				12-89, 12-90
		metrický			12-90
		metrický s mosaznou závitovou vložkou			12-89

N

Náhradní závitový	kolík			3-176
Nákružek	ozubený	Dubo		7-112
Nákružková matice	šestihran	metric		3-78
		metrická		3-78
		metrická s nekovovou vložkou	samojistící	3-80
		metrická s ozubením		3-77, 3-78, 3-81
Napínací				13-37, 13-39, 13-41/13-43
	matice	metrická		5-15
		metrická mazivo		5-13
		metrická s hákem a okem		5-15, 5-16
		metrická se dvěma háky		5-18
		metrická se dvěma navařovacími čepy		5-14
		metrická se dvěma oky		5-17
		metrická se dvěma plochými oky		5-19
		metrická šestihran		5-13
Napínák	vodítko			13-69
Náprstek	drátěný			13-57, 13-58
Nářadí	závitové vložky z drátu	vložka	V-Coil	3-165/3-169
Narážecí	šroub			9-22
Násadka	kabelová	spona	stahovací	12-128

N

Násadka	*kabelová*			MaxxFast	12-127
Nastavitelný	šroub	Fischer			8-41
	svorka	Lindapter			10-29
Nástrčná	ochranná	krytka a zátka			12-150
	pružná	zásuvka			10-82
Nástrčný	ohebný	šroubovák	ABA		12-23
			MaxxFast		12-23
	úhlový	spojka	vnitřní šestihran		10-96
Nástroj	dutinová	upínací	Fischer		8-16
			MaxxFast		8-16
	fixační podložka				7-130
		ferule			7-129
		ferule, magnetická			7-130
	injektážní	Fischer			8-86
		MaxxFast			8-86
	montážní	Fischer			8-23, 8-82
		Spit			8-55
	šroub	kotva	Fischer		8-77
	trhací	nýt			3-140, 9-80
			pneumatické		9-80
			ruční kleště		9-79
	vylamovací	Amecoil			3-158
	závitová vložka	samořezná			3-175, 3-176
		závitořezný	s šestihranným hrdlem		3-177
	závrtný	objímka	samovrtný		6-147
		pneumatická jednotka	samovrtný		6-146
		šroubovací nástavec	samovrtný		6-146
		usazovací nástroj	samovrtný		6-146
Natloukací	čtvercová	krytka	GMT		12-68
	Fischer				8-28, 8-29
	kotva	Fischer			8-53
		MaxxFast			8-51, 8-52
		Spit			8-25
	matice	metric for wood			10-89
	mazací hlavice	metrická			12-43
	s izolační vložkou	Fischer			8-30
Natlou-kacího šroubu	půlkulatá hlava	metrická vypouklá			6-108
		metrický Torx®			6-109
Navařovací	matice	metrická s hladkou přírubou			3-109
		metrickás hladkou přírubou			3-109
	pružný	plátek			10-81
	svorník	svařování			10-129
Navařovací matice	šestihran	metrická			3-108
Navařovaný	kroužek	pro bezpečnostní háky kroucené			5-41
Ne-metrická	kolekce	V-Coil			3-163, 3-164
Neotočné plast	rukojeť	metrický			12-92
Nízká	čtyřhranná	matice	metrická		3-115, 3-116
	korunková	matice	metrická		3-88
			metrická jemná		3-90
	pásová	matice	UNF		3-42
	rýhovaná	matice	metrická		3-113, 3-114
	rýhovaný palcový	šroub	metrický		6-206, 6-207
	šestihran	matice	ISO Metrická		3-33, 3-39
			metrická		3-32/3-34
			metrická levý závit		3-33, 3-34
			metrická zvětšený závit		3-33
			metrický jemný		3-35/3-37
			metrický jemný levý závit		3-36, 3-37
	vypouklá	matice	metrická		3-100, 3-101
Nízký	rýhovaný	knoflík	metrický pro šestihranný šroub a matici		12-83
Nord-Lock	antivibrační	pojistná	podložka		7-98, 7-102, 7-103
				lepená dvoudílná	7-96/7-101
	šestihran	matice	kolo	s nákružkem	3-82
Norma	objímka	svorka			12-116, 12-117
Nosná	redukce	Amecoil			3-157
Nosník	drapákový	Fischer			10-47
Nosníková	příchytka	Fischer			10-50
	svorka				10-56, 10-58
Nosníková svorka	kombinace				10-56, 10-57
	univerzální				10-55
Nosníkové	rameno	konzole	Fischer		10-40
Nýt	kulatá hlava				9-31/9-33
	ozubený				12-137
	rozpínací	trhací nýt	s čepičkou		9-67
	trhací	nástroj			3-140, 9-80
			pneumatické		9-80
			ruční kleště		9-79
	zápustná hlava				9-34, 9-35
	zatlačovací				12-138
	zatloukací				12-135
	závrtný				12-136
Nýtovací	matice	cylindrická			3-127/3-129, 3-136, 3-137
		kolekce			3-140
		redukovaná zápustná hlava			3-133, 3-134
			šestihranné tělo		3-134, 3-135
		zápustná hlava			3-130/3-132
	šroub	cylindrický			3-138
Nýtovací matice	kulatá	metrická			3-95
O					
Obdélníkový	trubková	ucpávka			10-105
Objímka	izolační				12-145, 12-146
	svorka	Norma			12-116, 12-117
	Vemo				8-96
Oblouk	článek	s límcovým kolíkem se závitem			5-22, 5-23
	matice				3-106
Obložení	středová	šroub			6-115
Obrtlík					13-29, 13-30
	petlice				13-106
	šekl				13-26
		shackle			13-27
Ocelová	kolekce	krabice	ocelová		11-15
				MaxxFast	11-22
	kotva	Fischer			8-67/8-69
		MaxxFast			8-65, 8-66
		metrická	Spit		8-70
	křížová spona	lana			13-78

N

Abecední přehled

Ocelový	vroubkovaný pásek		ocel	Fischer	10-51
Ocelový kolík					13-64, 13-65
Ochranná	krytka	pro šestihranný šroub a matici			1-98
		šestihranný šroub a matici			1-97
	krytka a zátka	nástrčná			12-150
	podložka				10-79
	zarážka				12-142
Ohebná	strojní	podpěra			12-71
Ohebný	nástrčný	šroubovák	ABA		12-23
			MaxxFast		12-23
Okenní	rám	šroub	Fischer		8-40
			MaxxFast		8-39
Oko	matice	metrická			5-11, 5-12
		metrická s označením CE			5-11
	skládací podložka				13-129
	šroub	metrický			5-4, 5-5
		metrický plný závit			5-6
	závrtné	metrické			5-28
		ne-metrické			5-30/5-32
O-kroužek					7-152/7-157
	drát				7-158
One way	vypouklá zápustná	bezpečnostní šroub	samořezný		10-126
Opačná	rýhovaný	kolík			9-19
Oprava	sada	Amecoil			3-152
Opravárenská	karosářská	podložka			7-44, 7-45
Opravu závitů	sada pro	ne-metrický	V-Coil		3-160, 3-161
Osazení	závěs	se závitem			13-102, 13-103
Osazený	šroub	metrický vnitřní šestihran			2-65, 2-68
		UNC			2-67
			vnitřní šestihran		2-67
Osma	slaňovací				13-33
Otočná	petlice				13-107, 13-108
Otočné plast	rukojeť	metrický			12-93, 12-94
Otočný	knoflík	otevřená			12-78
		se závitovou vložkou			12-78, 12-79
		se závitovým ukončením			12-79
Otvorem	zápustná hlava	šroub do dřevotřísky	válcová vypouklá		6-158
Ovládací kolo					12-103, 12-104
		Ruční kola plná se sklopnou rukojetí plast			12-106
		výklopná			12-108
	dvoupaprskové				12-105
	plný				12-106
		výklopná			12-107
	sklopné	dvoupaprskové			12-105
Ozdobná	krytka				12-39
Ozubený	nákružek	Dubo			7-112
	nýt				12-137
P					
Páka	plochá tažná	zdvižná			12-97
			se závitovým ukončením		12-97
	tažná	zdvižná			12-97
			se závitovým ukončením		12-98
Pal	šestihran	matice	metrická	samojistící	3-84
Palcový	šroub	metrický			6-203
Paralelní	přesná	klínová			9-49
Pásek	vroubkovaný	ocelový	ocel	Fischer	10-51
Pásová	matice	UNF	čtyřhranná		3-42
			nízká		3-42
			vysoká		3-41
Pásový	pásový šroub	šroub			1-86
Pásový šroub	šroub	pásový			1-86
Patrona	injektážní	Fischer			8-85
		MaxxFast			8-84, 8-85
Peiner	čtyřhranná	klínová	podložka	pro I-profily	1-92
				pro U-profily	1-92
	podložka				1-91
	šestihran	matice	metrická		1-90
	vysoko-pevnostní konstrukční	šroub	metrický		1-89
Pelikan hák					13-51, 13-52
Permaglas	podložka	plochá			4-23
	šestihran	matice	metrická		4-22
	závitová	tyč	metrická		4-21
Pero	woodruffovo				9-50, 9-51
Pětipaprsková	držadlo	metrický			12-82
Petlice	obrtlík				13-106
	otočná				13-107, 13-108
Plastová	hadicová	svorka			12-129
	kolekce	krabice	plastová		11-4
Plátek	navařovací	pružný			10-81
Plný	ovládací kolo				12-106
		výklopná			12-107
Plochá	podložka				7-47/7-49
		pro auta	fiber		7-151
		pro čep			7-27/7-29
		pro dřevěné konstrukce			7-40/7-42
		pro šrouby s válcovou hlavou			7-25, 7-26
Plochá hlava	bezpečnostní šroub	metrický			10-114
		metrický se dvěma otvory			10-113
		samořezný			10-119
	S vnějším čtyřhranem	šroub	samovrtný	MaxxFast	6-128
	šroub	metrický drážka			6-16/6-18, 6-73, 6-74
			bez hrotu		6-74
		metrický drážka s tělem			6-34
		metrický s malou hlavou			6-19
		metrický válcová vypouklá			6-79/6-83
			bez hrotu		6-83
		metrický velká hlava			6-20
		metrický zápustná hlava čtyřhranná drážka			6-86
		pro plasty			6-72
		samovrtný	se čtyřhrannou drážkou		6-130
			se SR drážkou		6-129
			válcová vypouklá		6-122/6-124
		válcová vypouklá	samovrtný	MaxxFast	6-119, 6-120
	ttap®	šroub	dřevo	MaxxFast	6-177
			samovrtný	MaxxFast	6-126, 6-127

P

Plochá tažná	páka	zdvižná			12-97
			se závitovým ukončením		12-97
Plochý	hák				13-120
	kulový kloub s vnějším závitem				12-52
			levý závit		12-52
Plochý bod	stavěcí šroub	UNC	vnitřní šestihran		2-77, 2-82, 2-85, 2-88, 2-91
		UNF	vnitřní šestihran		2-76, 2-78
Plochý konec	stavěcí šroub	metrický drážka			6-4, 6-5
		metrický jemný			2-81
		metrický vnitřní šestihran			2-79, 2-80
Pneumatické	trhací	nýt	nástroj		9-80
Podlahářský	zápustná hlava	ttap®	MaxxFast		6-164
Podlahový vrut	zápustnou sníženou hlavou	s T-hvězdicí	Heco-Topix		6-164
Podložka	antivibrační	pojistná	lepená dvoudílná	Nord-Lock	7-96/7-101
			Nord-Lock		7-98, 7-102, 7-103
	čtyřhranná				7-142, 7-143
		klínová	pro I-profily		7-143, 7-144
				Peiner	1-92
			pro U-profily		7-145, 7-146
				Peiner	1-92
	kanálková	Fischer			10-43
	karosářská	opravárenská			7-44, 7-45
	kontaktní	pojistná			7-107, 7-108
	kulovitý	kuželová			10-10
		sférická			10-9, 10-10
	kuželová	pružná			7-89, 7-90
	lepené těsnění				7-152
		s pryží			7-151
	misková	pro sedlové šrouby			1-82
	ochranná				10-79
	Peiner				1-91
	plochá				7-5/7-9, 7-11, 7-12, 7-14/7-21, 7-29/7-33, 7-35/7-40, 7-47/7-49
		Permaglas			4-23
		pro auta	fiber		7-151
		pro čep			7-27/7-29
		pro dřevěné konstrukce			7-40/7-42
		pro šrouby s válcovou hlavou			7-25, 7-26
	plochá jednostranné zkosení				7-33, 7-34
	plochá s pružinovým kolíkem těžkého typu				7-23, 7-24
	pojistná				7-106
		pro hřídele			7-126
		vroubkovaná			7-66
	pojistná talířová	pružinová			7-94
	pojistný				12-143
	pro ocelové stavby	for steel structures			7-22, 7-23
	pružná				7-58
		s rovným zakončením			7-50/7-52, 7-57, 7-58
	s nosem				7-113/7-115, 7-117, 7-118
	s osazenou podložkou				12-144
	SAE	plochá			7-12, 7-13
	těsnicí				12-41
	tvrzená				10-11
	USS	plochá			7-10
	vymezovací				7-139/7-141
	vysoká	Lindapter			10-27
	živel	Lindapter			10-24/10-26
Podložky	pro dřevěné konstrukce				7-43
Podložky těsnící	lepené	s pryží			6-117
Podpěra	běžec				12-140
	montážní	úhlová	Fischer		10-44
	ohebná	strojní			12-71
	úhlová	Fischer			10-45
Pojistná	antivibrační	podložka	lepená dvoudílná	Nord-Lock	7-96/7-101
			Nord-Lock		7-98, 7-102, 7-103
	kontaktní	podložka			7-107, 7-108
	matice	metrická			10-108
	podložka				7-106
		pro hřídele			7-126
	talířová	pružina			7-93, 7-104, 7-105
	UNC				3-40
	vroubkovaná	podložka			7-66
Pojistná podložka	misková				10-97/10-99
	Quick system				10-77
	vějířová				7-68, 7-70/7-76, 7-80, 7-81
		vnějí/vnitř			7-69
		zápustná			7-69
	vějířová				7-77/7-79
Pojistná pružina	kuželová				10-80
Pojistná talířová	podložka	pružinová			7-94
Pojistná vodící tyč	zamykatelná				10-73
Pojistný					10-67
	koužek	Dubo			7-110, 7-111
		pro hřídele			7-121
		pro otvor			7-124, 7-125
	kroužek	pro hřídele			7-127
	podložka				12-143
	šroub	metrický jemný			12-60
		metrický jemný bez pojistné drážky			12-59
		metrický jemný s pojistnou drážkou			12-59
Poloviční	trubková	celá			12-37, 12-38
		dvětin			12-33/12-36
Pórobeton	kotva	upínací	Fischer		8-20
Potahovaný	závěs				13-104, 13-105
Pouzdro	kotva	Fischer			8-49
	matice	metrické			10-100
	rozpínací	kotva	Rawlplug		8-44, 8-46, 8-47
		metrické s kužolovou maticí			8-45
Powers	kotevní šroub	půlkulovou hlavou			8-57
		šestihranné	drážka		8-58
		zápustnou hlavou			8-56, 8-59
	kotva	betonová	půlkulatou hlavou		8-62
			půlkulovou hlavou		8-62
			šestihranné		8-61
			zápustnou hlavou		8-63

P

Abecední přehled

Powers	kotva A4	betonová	šestihranné	8-61
Pravoúhlý	hák	ne-metrický		5-34
		ne-metrický s křížovou drážkou		5-35
Pravoúhlý hák	kolík	metrický		5-29
		ne-metrický		5-35
Přenosná	krabice	Fischer		11-26
Přesná	klínová	paralelní		9-49
Příchytka	kabelová			10-59
	nosníková	Fischer		10-50
	svorka			10-58
Příchytná	krytka			6-202
Příchytný	hák			5-26
Příčka	lanovky			13-125
Připojovací	hák			13-3
		s obrtlíkem		13-3
Přípravek	montážní	Fischer		8-54
		MaxxFast		8-54
Příruba	sedlová	Fischer		10-46
Přírubový	svorka	Lindapter		10-31
		se stavěcím šroubem a maticí	Lindapter	10-31
Příslušenství	kolekce			11-24
			zásuvková skříňka	11-23
		S-krabice		11-24
	kotevní	přídatný	MaxxFast	8-87
	západka	závory	přídatný	10-72
Přítlačná	matice	metrická	Kalei	3-93, 3-94
Přizpůsobený klíč	Quick system			10-72
Pro ocelové stavby	podložka	for steel structures		7-22, 7-23
Pro T-otvor	šroub	metrický pro T-drážku		10-4
Prodloužení	knihařský	šroub		10-103
Prodlužovací	matice	metrická		10-8
Prohnutá	pružná podložka			7-63/7-66
Protikus				10-64
	pro hákový upínač	AMF		12-161
Průběžný	závěs			13-105
Průchodka	2x vnitřní závit			3-47
				3-46, 12-72, 12-114, 12-134, 12-147
	matice			12-139
	Quick system			10-78
Pružina	pojistná	talířová		7-93, 7-104, 7-105
	spirálová	tažná	s Anglickým okem	12-74
		tlačná		12-73
	talířová			7-87, 7-88
		pro kritické aplikace		7-83/7-85, 7-92
		pro kuličková ložiska		7-92
Pružinová	pojistná talířová	podložka		7-94
Pružná	kuželová	podložka		7-89, 7-90
	nástrčná	zásuvka		10-82
	podložka			7-58
		s rovným zakončením		7-50/7-52, 7-57, 7-58
	zásuvka			10-83
	závlačka			13-67
	závlačka pro šroub	dvojitá		9-42
Pružná podložka	dvojitá			7-60
	kontaktní			7-82
	kuželová			7-61
	prohnutá			7-63/7-66
	vlnitá			7-62
Pružná pojistná podložka	spirálová			7-55, 7-56, 7-59
		s rovným zakončením		7-53, 7-54, 7-56, 7-57
Pružný	navařovací	plátek		10-81
	stavěcí šroub	hladké provedení		12-58
		metrický s čípkem		12-56, 12-57
		metrický s kuličkou		12-56
		metrický s plastovým čípkem		12-58
	závlačka pro šroub	dvojitá		9-43
		jednoduchý		9-41
Pružný plátek	kroužek			10-81
Pružný rovný	rovný kolík			9-24/9-27, 9-29, 9-30
Půlkulatá hlava	bezpečnostní šroub	metrický s čípkem		10-110
		metrický s T-hvězdicí		10-112
		metrický se zástručkou		10-111
		samořezný		10-117, 10-118
	matice	metric hexagon socket		10-94
	natloukacího šroubu	metrická vypouklá		6-108
		metrický Torx®		6-109
	samořezný šroub	metrický		6-103
	šroub			6-104/6-106
		metric hexagon socket		10-95
		metrický		1-71, 1-72, 1-74
			krátký čtyřhran	1-79
		metrický drážka		6-32, 6-33
		metrický dvojitá drážka		6-56
		metrický dvoudrážkovaná a šestihrannou maticí		6-56
		metrický dvoujitá drážka		6-55
		metrický s šestihrannou maticí		1-75
			dlouhý čtyřhran	1-81
		metrický válcová vypouklá	závitotvorný REMFORM®	6-71
		SR-drážka	samovrtný	6-140
		UNC		1-76/1-78
Půlkulatou hlavou	kotva	betonová	Powers	8-62
	vypouklá hlava	trhací nýt		9-61
Půlkulovou hlavou	kotevní šroub	Powers		8-57
	kotva	betonová	Powers	8-62
Q				
Quick system	pojistná podložka			10-77
	přizpůsobený klíč			10-72
	průchodka			10-78

Q

Quick system	těsnící kroužek				10-79

R

Řadící páka	rukojeť	metrický			12-96
Rám	okenní	šroub	Fischer		8-40
			MaxxFast		8-39
Rameno	nosníkové	konzole	Fischer		10-40
Rámové	upínací	Fischer			8-34/8-38
		MaxxFast			8-32, 8-33
Rawlplug	kroužek	matice	metrická s mosaznou závitovou vložkou		8-50
	rozpínací	pouzdro	kotva		8-44, 8-46, 8-47
Redukce					3-48
	nosná	Amecoil			3-157
Redukovaná zápustná hlava	nýtovací	matice			3-133, 3-134
			šestihranné tělo		3-134, 3-135
REMFORM®	půlkulatá hlava	šroub	metrický válcová vypouklá	závitotvorný	6-71
	válcová vypouklá hlava	šroub	Torx®	závitotvorný	6-71
			válcová vypouklá	závitotvorný	6-70
Řetěz					13-136
Řetězu	rychlospojka				13-137
Ring	misková				12-142, 12-143
Ripp	šestihran	matice	metrická s nákružkem	samojistící	3-73
	šestihranný s nákružkem	šroub	metrický	samojistící	1-62, 1-63
	válcová hlava	šroub s nákružkem	metrický vnitřní šestihran	samojistící	2-63
Robustní	hadicová	svorka	ABA		12-14, 12-15
Rovnoběžné	klíč				9-47, 9-48
Rovnoběžný	kolík				9-6, 9-7, 9-9, 9-10
		s vnitřním závitem			9-12
	rýhovaný	kolík			9-17, 9-18
			s pilotem		9-13
Rovnoběžný závit	šestihran	matice	stoupání		3-41
Rovný kolík	pružný rovný				9-24/9-27, 9-29, 9-30
Rozpěrná	vypouklá hlava	trhací nýt			9-77
Rozpěrný	vypouklá hlava	trhací nýt			9-78
Rozpínací	kotva	metrická s mosazným kuželem	Fischer		8-47
	pouzdro	kotva	Rawlplug		8-44, 8-46, 8-47
		metrické s kužolovou maticí			8-45
	trhací nýt	nýt	s čepičkou		9-67
	zátka				8-44
		MaxxFast			8-43
Ruční					13-134, 13-135
Ruční kleště	kabelové pásky	svorka	MaxxFast		12-128
	trhací	nýt	nástroj		9-79
Ruční kola plná se sklopnou rukojetí plast	ovládací kolo				12-106
Ruční kovadlina	břity				13-62
Ruční montážní nástroj	vícero-změrový	metrický	Amecoil		3-153
		metrický kompletní	Amecoil		3-154, 3-155
		metrický s hlavicí	Amecoil		3-154
Rukojeť	klika	výklopná			12-95
			se závitovou vložkou		12-95
	metrický				12-91
	můstek				12-89, 12-90
		metrický			12-90
		metrický s mosaznou závitovou vložkou			12-89
	neotočné plast	metrický			12-92
	otočné plast	metrický			12-93, 12-94
	řadící páka	metrický			12-96
	sklopná	metrický otočný			12-94
	vřetenový				12-92
Rychle připojení	terminál				13-53, 13-54
Rychloma-tice	matice				3-119
Rychlospojka	řetězu				13-137
Rýhovaná	matice	metrická			3-114, 10-92
			nízká		3-113, 3-114
			vysoká		3-112, 3-113
Rýhovaný	knoflík	metrický pro šestihranný šroub a matici	nízký		12-83
			vysoký		12-83
		metrický pro šroub s vnitřním šetihranem			12-84
		metrický se závitovou vložkou			12-85, 12-86
		metrický se závitovým ukončením			12-84, 12-85
	kulatá hlava	kolík			9-21, 9-22
	kuželový	kolík			9-14/9-16
	opačná	kolík			9-19
	rovnoběžný	kolík			9-17, 9-18
			s pilotem		9-13
	střední	kolík			9-20
Rýhovaný palcový	šroub	metrický			6-207
			nízká		6-206, 6-207
			vysoká		6-204, 6-205
		metrický drážka	vysoká		6-205

S

S-	hák				5-42
S drážkou	SPZ	šroub	drážka		6-109
	vnitřní šestihran				10-89, 10-90
		vložka	slotted		10-90
S jedním	svorka	uchem	ABA		12-16

R

Abecední přehled

S křídlatou hlavou	svorník	s křídlatou hlavou			10-75
S ložiskem	kulový	kloub	s vnitřním závitem		12-51
				levý závit	12-51
S malou hlavou	válcová vypouklá hlava	šroub	s malou hlavou		6-67
S nosem	podložka				7-113/7-115, 7-117, 7-118
S rýhovanou hlavou	svorník	drážka			10-75
S vnějším čtyřhranem	plochá hlava	šroub	samovrtný	MaxxFast	6-128
S vnitřním šestihranem	šroub	metrický			6-101
Sada	dílenská	BSW	Amecoil		3-151
		metrická	Amecoil		3-148
		metrická extra jemný závit	Amecoil		3-149, 3-150
		metrická jemný	Amecoil		3-149
		UNC	Amecoil		3-150
		UNF	Amecoil		3-151
	oprava	Amecoil			3-152
Sada na opravu	závitů	metrický	V-Coil		3-159
Sada pro	opravu závitů	ne-metrický	V-Coil		3-160, 3-161
Sada pro opravu závitů	zapalovacích	svíček	V-Coil		3-161
Sádrokarton	hmoždinka	MaxxFast			8-17
	šroub	válcová vypouklá			6-198, 6-199
	upínací	Fischer			8-19
SAE	podložka	plochá			7-12, 7-13
Samojistící	kulatá	matice	metrická s nekovovou vložkou		3-125
	šestihran	kloboučková matice	metrická s nekovovou vložkou		3-101, 3-102
		matice	BSF	s nekovovou vložkou	3-63
			BSW	s nekovovou vložkou	3-63
			metrická		3-65, 3-74, 3-75
			metrická celohliníková	Snep	3-71
			metrická celokovová		3-66, 3-72
				Securit	3-73
				Snep	3-70, 3-71
				Stover	3-66
			metrická celonerezová		3-64
				Snep	3-71
			metrická jemná s nekovovou vložkou		3-39
			metrická s nákružkem	Ripp	3-73
			metrická s nekovovou vložkou		3-49/3-51, 3-54
			metrická s ozubenou pojistnou podložkou		3-83
			metrický jemný celokovová		3-67
			metrický jemný s nekovovou vložkou		3-52, 3-53
			Pal	metrická	3-84
			UNC		3-79
				celokovová	3-68
				s nekovovou vložkou	3-55/3-57, 3-59/3-61
			UNF	celokovová	3-69, 3-70
				s nekovovou vložkou	3-58, 3-59, 3-61, 3-62
		nákružková matice	metrická s nekovovou vložkou		3-80
	šestihranný s nákružkem	šroub	metrický		1-64
				Ripp	1-62, 1-63
	válcová hlava	šroub s nákružkem	metrický vnitřní šestihran	Ripp	2-63
	výfukový	matice			3-42
Samolepící	kabelová	spona	stahovací		12-131, 12-132
	zarážka				12-141
Samořezná	jednorázový	samořezný šroub			10-121
			Válcová vypouklá hlava		10-121
	kotva	pro sádrokarton			8-18
	závitová	vložka			3-171/3-173
			s šestihranným hrdlem		3-173, 3-174
	závitová vložka	nástroj			3-175, 3-176
Samořezný	kulatá hlava	bezpečnostní šroub	a 2 otvory		10-125
	plochá hlava	bezpečnostní šroub			10-119
	půlkulatá hlava	bezpečnostní šroub			10-117, 10-118
	válcová hlava	bezpečnostní šroub	a 2 otvory		10-120
	vypouklá hlava	bezpečnostní šroub	s trojkřídlou drážkou		10-122
	vypouklá zápustná	bezpečnostní šroub	one way		10-126
	zápustná	bezpečnostní šroub			10-122, 10-123, 10-125
			válcová vypouklá		10-124
Samořezný šroub	jednorázový	samořezná			10-121
			Válcová vypouklá hlava		10-121
	půlkulatá hlava	metrický			6-103
	šestihran				6-98/6-100
		bez hrotu			6-99
		metrický s nákružkem			6-100
	válcová hlava	metrický s T-hvězdicí			6-84, 6-85
	zápustný	metric cross recessed head			6-87/6-90
		metrický drážka			6-75, 6-76
		metrický s T-hvězdicí			6-92
Samostavitelná	svorka	Lindapter			10-28
Samovrtný	plochá hlava	S vnějším čtyřhranem	šroub	MaxxFast	6-128
		šroub	se čtyřhrannou drážkou		6-130

S

Samovrtný	*plochá hlava*		se SR drážkou		6-129
			válcová vypouklá		6-122/6-124
				MaxxFast	6-119, 6-120
		ttap®	šroub	MaxxFast	6-126, 6-127
	půlkulatá hlava	šroub	SR-drážka		6-140
	šestihran	šroub	samovrtný	MaxxFast	6-135, 6-136
		šroub s nákružkem			6-137, 6-138
	střešní a čelní	šroub	s podložkou		6-115
	zápustná	šroub	cross recessed	MaxxFast	6-131
		ttap®	šroub	válcová vypouklá	6-134, 6-135, 6-141
	zápustný	vrut	cross recessed head		6-132, 6-133
			s křídly		6-145
			s křídly a Torx®		6-142
			Torx®		6-143
			UNC	Torx®	6-144
	závrtný	nástroj	objímka		6-147
			pneumatická jednotka		6-146
			šroubovací nástavec		6-146
			usazovací nástroj		6-146
Se sedlovitou hlavou	šroub	metrický			5-3
Se stopkou	stavěcí šroub	metrický drážka			6-9
Se závitem	hák				13-124
Securit	šestihran	matice	metrická celokovová	samojistící	3-73
Security	šestihran	zátka			10-127
	zátka	se sedlovitou hlavou			10-128
Sedlo	Fischer				10-35
Sedlová	drátová	svorka			12-130
	příruba	Fischer			10-46
Seha	křídlový	šroub s křídly pod hlavou	metrický s šestihrannou maticí		1-79
Šekl					13-12
	D				13-5/13-7, 13-10, 13-11
	obrtlík				13-26
		shackle			13-27
Seřizovač					13-50, 13-51
Šestihran	Hollo-bolt	Lindapter			10-16, 10-17
	kloboučková matice	metrická s nekovovou vložkou	samojistící		3-101, 3-102
	lícovaný šroub	metrický s dlouhým závitem			1-70
	matice				3-82
		BSF			3-28
			s nekovovou vložkou	samojistící	3-63
		BSW			3-27, 3-28, 3-30
			s nekovovou vložkou	samojistící	3-63
		ISO Metrická			3-8, 3-17/3-20, 3-44
			nízká		3-33, 3-39
		ISO Metrická pro tlakové nádoby			3-19
		kolo	s nákružkem Nord-Lock		3-82
	metrická				3-6/3-14, 3-29/3-31, 3-38, 3-43/3-46, 4-63, 10-6, 10-7
		levý závit			3-6, 3-7, 3-11, 3-12
		nízká			3-32/3-34
		Peiner			1-90
		Permaglas			4-22
		samojistící			3-65, 3-74, 3-75
metrická ASTM A194 stupeň 2H					4-59
metrická celohliníková		samojistící		Snep	3-71
metrická celokovová		samojistící			3-66, 3-72
				Securit	3-73
				Snep	3-70, 3-71
				Stover	3-66
metrická celonerezová		samojistící			3-64
				Snep	3-71
metrická jemná s nekovovou vložkou		samojistící			3-39
metrická levý závit		nízká			3-33, 3-34
metrická pro svorníky					4-62
metrická s nákružkem					3-75, 3-76
		samojistící		Ripp	3-73
metrická s nekovovou vložkou		samojistící			3-49/3-51, 3-54
metrická s ozubenou pojistnou podložkou		samojistící			3-83
metrická zvětšený závit					3-8, 3-9, 3-44
		nízká			3-33
metrický jemný					3-15/3-17, 3-53
		nízká			3-35/3-37
metrický jemný celokovová		samojistící			3-67
metrický jemný levý závit					3-15, 3-16
		nízká			3-36, 3-37
metrický jemný s nekovovou vložkou		samojistící			3-52, 3-53
Pal		metrická		samojistící	3-84
rovnoběžný závit		stoupání			3-41
UNC					3-21/3-23, 3-57
		ASTM A194			4-57/4-59
		celokovová		samojistící	3-68
		s nekovovou vložkou		samojistící	3-55/3-57, 3-59/3-61
		samojistící			3-79
UNF					3-24/3-26, 3-58
		celokovová		samojistící	3-69, 3-70
		s nekovovou vložkou		samojistící	3-58, 3-59, 3-61, 3-62
závit pro bednění					8-94

S

Abecední přehled

Šestihran	matice s nákružkem	metrická			10-7, 10-8
	nákružková matice	metric			3-78
		metrická			3-78
		metrická s nekovovou vložkou	samojistící		3-80
		metrická s ozubením			3-77, 3-78, 3-81
	navařovací matice	metrická			3-108
	samořezný šroub				6-98/6-100
		bez hrotu			6-99
		metrický s nákružkem			6-100
	šroub	BSF			1-59, 1-61
		BSW			1-58, 1-60
		ISO Metrická			1-8
		ISO Metrický			1-24
		metrický			1-3, 1-5/1-7, 1-10/1-12, 1-14, 1-16, 1-17, 1-20/1-22, 1-24, 1-26, 1-27, 1-29, 1-31/1-34, 1-36
			závitořezný		6-60
		metrický drážka			1-35
		metrický jemný			1-37/1-41
		metrický pro tlakové nádoby			1-12, 1-27
		metrický s malým šestihranem a čípkem			1-85
		metrický s šestihrannou maticí			1-18
		metrický zvětšený závit			1-9, 1-25
		samovrtný	MaxxFast		6-135, 6-136
		UNC			1-42/1-44, 1-46, 1-47, 1-49, 1-50
		UNF			1-53, 1-54, 1-56, 1-57
	šroub s nákružkem	metrický	závitotvorný	TAPTITE 2000®	6-63
		samovrtný			6-137, 6-138
	vrut do dřeva				6-174
		bitumenová podložka			6-176
		s podložkou z nerez-olovo-bitumen			6-174, 6-175
	zátka	security			10-127
Šestihranné	kotevní šroub	drážka	Powers		8-58
	kotva	betonová	Powers		8-61
	kotva A4	betonová	Powers		8-61
Šestihranné tělo	nýtovací	matice	redukovaná zápustná hlava		3-134, 3-135
Šestihranný	spojování konstrukcí	metrický s šestihrannou maticí			1-94, 1-96
Šestihranný s nákružkem	šroub	metrický			1-65/1-68
			samojistící		1-64
				Ripp	1-62, 1-63
		metrický jemný			1-69
		metrický ozubený			1-68
SFS-Topform	střešní a čelní	šroub	s těsnícím kroužkem z elastomeru		6-111
				bez hrotu	6-112
Shackle	obrtlík	šekl			13-27
S-hák					13-119
Skládací podložka	oko				13-129
Sklopná	matice				3-106
	rukojeť	metrický otočný			12-94
Sklopná kotva	závora				10-62
Sklopné	ovládací kolo	dvoupaprskové			12-105
Skoba	hák	metrický			5-29
		ne-metrický			5-32, 5-33
S-krabice	kolekce	příslušenství			11-24
Slaňovací	osma				13-33
Snep	šestihran	matice	metrická celohliníková	samojistící	3-71
			metrická celokovová	samojistící	3-70, 3-71
			metrická celonerezová	samojistící	3-71
Sortiment	kabelová	spona	stahovací		12-123
Soubežná	spojka	Fischer			10-49
Spirálová	pružná pojistná podložka				7-55, 7-56, 7-59
		s rovným zakončením			7-53, 7-54, 7-56, 7-57
	tažná	pružina	s Anglickým okem		12-74
	tlačná	pružina			12-73
Spit	chemická	kotva	ampule		8-84
	kotevní	svorník	fixing		8-82
	montážní	nástroj			8-55
	natloukací	kotva			8-25
	ocelová	kotva	metrická		8-70
Spojka	kanálková	Fischer			10-48
	soubežná	Fischer			10-49
	spojovací matice	Vemo			8-96
	úhlový	nástrčný	vnitřní šestihran		10-96
	vícenásobná	system			12-52
Spojovací matice	kulatá	metrická			3-123, 3-124
	spojka	Vemo			8-96
Spojování konstrukcí	šestihranný	metrický s šestihrannou maticí			1-94, 1-96
Spona	hadicová	chladničková	Fischer		10-38
		dvě části	Fischer		10-37
	kabelová	stahovací			12-120, 12-133
			MaxxFast		12-119/12-121
			násadka		12-128
				MaxxFast	12-127
			s násadkou	uvolňovací	12-126
			s okem		12-123
			samolepící		12-131, 12-132
			se štítkem		12-124, 12-125
			sortiment		12-123
			Ty-Rap		12-122
			uvolňovací	MaxxFast	12-125
	tlaková-tahová	upínací	AMF		12-155/12-157
	závěsná	hadicová	Fischer		10-36
SPZ	s drážkou	šroub	drážka		6-109
	šroub	upevnovací	s křížovou drážkou		6-107, 6-108
Srotiment	hadicová	svorka	ABA		12-22
			MaxxFast		12-21
Šroub	čtyřhranná hlava	metrický s krátkým čípkem			1-83

S

Šroub	*čtyřhranná hlava*	UNC	s krátkým čípkem	1-84
	GMT			12-70
	knihařský			10-102, 10-103
		prodloužení		10-103
	knoflíková hlava	metrický s T-hvězdicí		2-54, 2-55
		metrický vnitřní šestihran		2-52, 2-53
		UNC	vnitřní šestihran	2-57
		UNF	vnitřní šestihran	2-58, 2-59
	kombi	metrický drážka		6-35
	korečkový	metrický		1-81, 1-82
	kotevní vratidlo	metrický		6-33
	kotva	Fischer		8-73, 8-76
		nástroj	Fischer	8-77
	křídlová	metrický se závitovým ukončením		12-87
	křídlový	metrický lehký (Americký) typ		6-208, 6-209
		metrický zaoblená křídla		6-209, 6-210
	kulatá hlava	metrický drážka		6-31, 6-32
	narážecí			9-22
	nastavitelný	Fischer		8-41
	nýtovací	cylindrický		3-138
	okenní	rám	Fischer	8-40
			MaxxFast	8-39
	oko	metrický		5-4, 5-5
		metrický plný závit		5-6
	osazený	metrický vnitřní šestihran		2-65, 2-68
		UNC		2-67
			vnitřní šestihran	2-67
	palcový	metrický		6-203
	pásový šroub	pásový		1-86
	plochá hlava	metrický drážka		6-16/6-18, 6-73, 6-74
			bez hrotu	6-74
		metrický drážka s tělem		6-34
		metrický s malou hlavou		6-19
		metrický válcová vypouklá		6-79/6-83
			bez hrotu	6-83
		metrický velká hlava		6-20
		metrický zápustná hlava čtyřhranná drážka		6-86
		pro plasty		6-72
		S vnějším čtyřhranem	samovrtný MaxxFast	6-128
		samovrtný	se čtyřhrannou drážkou	6-130
			se SR drážkou	6-129
			válcová vypouklá	6-122/6-124
		ttap®	dřevo MaxxFast	6-177
			samovrtný MaxxFast	6-126, 6-127
		válcová vypouklá	samovrtný MaxxFast	6-119, 6-120
	pojistný	metrický jemný		12-60
		metrický jemný bez pojistné drážky		12-59
		metrický jemný s pojistnou drážkou		12-59
	pro T-otvor	metrický pro T-drážku		10-4
	půlkulatá hlava			6-104/6-106
		metric hexagon socket		10-95
		metrický		1-71, 1-72, 1-74
			krátký čtyřhran	1-79
		metrický drážka		6-32, 6-33
		metrický dvojitá drážka		6-56
		metrický dvoudrážkovaná a šestihrannou maticí		6-56
		metrický dvoujitá drážka		6-55
		metrický s šestihrannou maticí		1-75
			dlouhý čtyřhran	1-81
		metrický válcová vypouklá	závitotvorný REMFORM®	6-71
		SR-drážka	samovrtný	6-140
		UNC		1-76/1-78
	rýhovaný palcový	metrický		6-207
			nízká	6-206, 6-207
			vysoká	6-204, 6-205
		metrický drážka	vysoká	6-205
	S vnitřním šestihranem	metrický		6-101
	sádrokarton	válcová vypouklá		6-198, 6-199
	Se sedlovitou hlavou	metrický		5-3
	šestihran	BSF		1-59, 1-61
		BSW		1-58, 1-60
		ISO Metrická		1-8
		ISO Metrický		1-24
		metrický		1-3, 1-5/1-7, 1-10/1-12, 1-14, 1-16, 1-17, 1-20/1-22, 1-24, 1-26, 1-27, 1-29, 1-31/1-34, 1-36
			závitořezný	6-60
		metrický drážka		1-35
		metrický jemný		1-37/1-41
		metrický pro tlakové nádoby		1-12, 1-27
		metrický s malým šestihranem a čípkem		1-85
		metrický s šestihrannou maticí		1-18
		metrický zvětšený závit		1-9, 1-25
		samovrtný	MaxxFast	6-135, 6-136
		UNC		1-42/1-44, 1-46, 1-47, 1-49, 1-50
		UNF		1-53, 1-54, 1-56, 1-57
	šestihranný s nákružkem	metrický		1-65/1-68
			samojistící	1-64
			Ripp	1-62, 1-63
		metrický jemný		1-69
		metrický ozubený		1-68
	SPZ	s drážkou	drážka	6-109
		upevnovací	s křížovou drážkou	6-107, 6-108
	šroub s nízkou hlavou	metrický vnitřní šestihran		2-33/2-35, 2-37, 2-38
	středová	obložení		6-115
	střešní a čelní	s těsnícím kroužkem z elastomeru		6-112
			bez hrotu SFS-Topform	6-112
			SFS-Topform	6-111
		samovrtný	s podložkou	6-115
	t	hlava	s rovným zakončením	5-2, 5-3
	terrace	s T-hvězdicí		6-165
	t-hlava	Fischer		10-41, 10-44
	upínací	Fischer		10-53

S

Abecední přehled

Šroub	válcová hlava	BSW	vnitřní šestihran		2-32
		metrický			2-18, 2-19
		metrický drážka			6-11/6-15
		metrický jemný vnitřní šestihran			2-20
		metrický plný závit			2-17/2-19
		metrický s T-hvězdicí			2-16, 2-17, 6-43
		metrický vnitřní šestihran			2-3/2-7, 2-9, 2-10, 2-12, 2-14, 2-15
		UNC			2-26
			vnitřní šestihran		2-21/2-23, 2-25, 2-27
		UNF	vnitřní šestihran		2-29/2-31
	válcová vypouklá hlava	metrický			6-36/6-40
		metrický s T-hvězdicí			6-41, 6-42
		metrický válcová vypouklá			6-40
		s malou hlavou			6-67
		s vypouklou válcovou hlavou	válcováním závitů		6-66
		Torx®	závitotvorný	REMFORM®	6-71
				TAPTITE 2000®	6-65
		válcová vypouklá	závitořezný		6-57
			závitotvorný	REMFORM®	6-70
	vázací	metrický			10-104
	vnitřní šestihran	metrický jemný s límcem			2-96
		metrický jemný vnitřní šestihran			2-94
		trubkový závit	s límcem		2-95
		vnější kuželový trubkový závit			2-93, 2-98
			s límcem		2-97, 2-98
	vrut pro opláštění	bez hrotu			6-113
		kužele			6-113
		plochý čep			6-114
	vrutošroub				13-76
		metrický			5-36/5-39
	vypouklá zápustná	metrický			6-102, 6-103
		metrický drážka			6-28/6-30, 6-77
		metrický s T-hvězdicí			6-54, 6-55
		metrický válcová vypouklá	závitořezný		6-58
		metrický vypouklá			6-94/6-97
	vysoko-pevnostní konstrukční	metrický	Peiner		1-89
	zadní	šroub	válcová vypouklá		6-107
		válcová vypouklá			6-139
	zápustná	cross recessed	samovrtný	MaxxFast	6-131
		ttap®	válcová vypouklá	samovrtný	6-134, 6-135, 6-141
	zápustná hlava	ttap®	MaxxFast		6-151, 6-152, 6-176
	zápustný	BSW	drážka		6-27, 6-28
		metrický			6-44/6-48
		metrický drážka			6-22, 6-23, 6-25, 6-26
		metrický vypouklá			6-51/6-53
		metrický zápustná hlava čtyřhranná drážka			6-93
	zátka s plochou hlavou	metrická vnitřní šestihran			10-95
	zdivo	metrický			8-90, 8-91
	zvedací šroub s okem	metrický			5-8, 5-9
Šroub a nákružkem	knoflíková hlava	metrický s T-hvězdicí			2-62
Šroub do dřevotřísky	válcová vypouklá hlava	s T-hvězdicí			6-170
		válcová vypouklá			6-169
			Heco-Fix		6-169
	vypouklá zápustná	válcová vypouklá			6-172
			Heco-Fix		6-172
	zápustná	s T-hvězdicí			6-160, 6-161
			Heco-Topix		6-160, 6-162
			Heco-Unix Top		6-160
		T-hvězdice			6-161
	zápustná hlava	válcová vypouklá			6-154/6-156
			Heco-Fix		6-155
			Heco-Topix		6-157
			Heco-Unix Plus		6-157
			malá hlava		6-159
			otvorem		6-158
Šroub obložení	střecha a fasáda	bez hrotu			6-112
		kužele			6-113
Šroub s křídly pod hlavou	křídlový	metrický s šestihran-nou maticí	Seha		1-79
Šroub s nákružkem	knoflíková hlava	metrický vnitřní šestihran			2-60, 2-61
	šestihran	metrický	závitotvorný	TAPTITE 2000®	6-63
		samovrtný			6-137, 6-138
	válcová hlava	metrický vnitřní šestihran	samojistící	Ripp	2-63
Šroub s nízkou hlavou	šroub	metrický vnitřní šestihran			2-33/2-35, 2-37, 2-38
Šroubovací	vložka	vnitřní šestihran			10-91
Šroubovák	ohebný	nástrčný	ABA		12-23
			MaxxFast		12-23
Šrouby a hřídele	svorka				7-132
Stahovací	kabelová	spona			12-120, 12-133
			MaxxFast		12-119/12-121
			násadka		12-128
				MaxxFast	12-127
			s násadkou	uvolňovací	12-126
			s okem		12-123
			samolepící		12-131, 12-132
			se štítkem		12-124, 12-125

S

Stahovací	*kabelová*		sortiment	12-123
			Ty-Rap	12-122
			uvolňovací MaxxFast	12-125
Stavěcí	Fischer			8-42
	kroužek			7-135/7-137
	svorkový	kroužek		7-133, 7-134
Stavěcí šroub	čípek	metrický		2-87
		metrický vnitřní šestihran		2-86, 2-87, 2-89
	čípkem	metrický		6-9
	důlek	BSW	vnitřní šestihran	2-90
		metrický drážka		6-8
		metrický jemný s vnitřním šestihranem		2-72
		metrický s vnitřním šestihranem		2-76
		metrický vnitřní šestihran		2-70, 2-71
		UNC	vnitřní šestihran	2-74
	kuželový konec	metrický drážka		6-6, 6-7
		metrický vnitřní šestihran		2-83, 2-84
	plochý bod	UNC	vnitřní šestihran	2-77, 2-82, 2-85, 2-88, 2-91
		UNF	vnitřní šestihran	2-76, 2-78
	plochý konec	metrický drážka		6-4, 6-5
		metrický jemný		2-81
		metrický vnitřní šestihran		2-79, 2-80
	pružný	hladké provedení		12-58
		metrický s čípkem		12-56, 12-57
		metrický s kuličkou		12-56
		metrický s plastovým čípkem		12-58
	se stopkou	metrický drážka		6-9
Stavitelný	upínací kloub	individuálně		12-53
Stěnové konzole	základní deska			13-80
Stojna	GMT			12-69
Stoupání	šestihran	matice	rovnoběžný závit	3-41
Stover	šestihran	matice	metrická samojistící celokovová	3-66
Střecha a fasáda	šroub obložení	bez hrotu		6-112
		kužele		6-113
Střední	rýhovaný	kolík		9-20
Středová	šroub	obložení		6-115
Střešní a čelní	samovrtný	šroub	s podložkou	6-115
	šroub	s těsnícím kroužkem z elastomeru		6-112
			bez hrotu SFS-Topform	6-112
			SFS-Topform	6-111
Strojní	matice	UNC		3-23
		UNF		3-26
	ohebná	podpěra		12-71
	závitník	metrický jemný pro závitové vložky	Amecoil	3-143
		UNC	pro závitové vložky Amecoil	3-144
		UNF	pro závitové vložky Amecoil	3-144
		zvětšený závit	pro závitové vložky Amecoil	3-142
Stupňovitý	závitník	metrický jemný pro závitové vložky	Amecoil	3-143
Svařování	svorník	navařovací		10-129
	závěsná			12-54
Svěrka	třecí	Lindapter		10-27
Svíček	sada pro opravu závitů	zapalovacích	V-Coil	3-161
Svislý	háková	upínač	AMF	12-160
	upínač	svorka	AMF	12-150, 12-151
Svorka	drátěná lana			5-24, 5-25, 13-59
	drátová	sedlová		12-130
	dvouuchá	jistící	ABA	12-17
	hadicová	ABA		12-7, 12-9/12-11, 12-18
		MaxxFast		12-6, 12-8, 12-10
		mikro	ABA	12-16
		mini	ABA	12-13
			MaxxFast	12-12
		plastová		12-129
		robustní	ABA	12-14, 12-15
		srotiment	ABA	12-22
			MaxxFast	12-21
	háková	upínač	AMF	12-158
	mřížková	Lindapter		10-34
	nastavitelný	Lindapter		10-29
	nosníková			10-56, 10-58
	objímka	Norma		12-116, 12-117
	příchytka			10-58
	přírubový	Lindapter		10-31
		se stavěcím šroubem a maticí	Lindapter	10-31
	ruční kleště	kabelové pásky	MaxxFast	12-128
	s jedním	uchem	ABA	12-16
	samostavitelná	Lindapter		10-28
	šrouby a hřídele			7-132
	svislý	upínač	AMF	12-150, 12-151
	třídílná			10-85
	trubková			12-25
		ABA		12-21
		s pryží	ABA	12-20
			MaxxFast	12-19
	vodorovný	upínač	AMF	12-152/12-154
	výfuková	Awab		12-24
	vyrovnávací	Lindapter		10-32
	vysoká odolnost proti skluzu	Lindapter		10-23
Svorkový	stavěcí	kroužek		7-133, 7-134
Svorky	Band-It			12-26/12-28
Svorník				13-45, 13-46
	BSW			4-33
	chemická	upevnění	Fischer	8-80
			MaxxFast	8-79
	drážka			10-76
	dvojitý konec	metrický s redukovaným dříkem		4-61, 4-62

S

Abecední přehled

Svorník	kotevní	fixing	Spit		8-82
	kotevní svorník	metrický			8-81
	metrický				4-28, 4-30/4-32, 4-34
	metrický pro T-drážku				10-11
	metrický se dvěmi šestihrannými maticemi				4-56
	navařovací	svařování			10-129
	s křídlatou hlavou				10-75
	s rýhovanou hlavou	drážka			10-75
	UNC	se dvěmi šestihrannými maticemi			4-40/4-42, 4-45, 4-47, 4-50, 4-51, 4-53
System	vícenásobná	spojka			12-52
T					
T	držadlo	metrický s mosaznou závitovou vložkou			12-88
		metrický s pozinkovaným šroubovým zakončením			12-88
	hlava	šroub	s rovným zakončením		5-2, 5-3
Talířová	pojistná	pružina			7-93, 7-104, 7-105
	pružina				7-87, 7-88
		pro kritické aplikace			7-83/7-85, 7-92
		pro kuličková ložiska			7-92
TAPTITE 2000®	šestihran	šroub s nákružkem	metrický	závitotvorný	6-63
	válcová vypouklá hlava	šroub	Torx®	závitotvorný	6-65
	zápustný	vrut	Torx®	závitotvorný	6-64
Tažná	páka	zdvižná			12-97
			se závitovým ukončením		12-98
	spirálová	pružina	s Anglickým okem		12-74
Technická	kulička				12-110/12-113
Terminál					13-71/13-74
	hlavice				13-75
	rychle připojení				13-53, 13-54
Terrace	šroub	s T-hvězdicí			6-165
Těsnicí	kroužek				7-147/7-149
		elastomerový těsnící kroužek			6-116
		FESTAPLAN			7-149, 7-150
		fiber			7-150
	podložka				12-41
	zatlačovací	krytka			12-40
Těsnicí kroužek	Quick system				10-79
T-hlava	šroub	Fischer			10-41, 10-44
Tlačná	spirálová	pružina			12-73
Tlaková-tahová	upínací	spona	AMF		12-155/12-157
Tlumič	isolator	metrický			12-68
	izolátor	metrický			12-64/12-67
	válcový	metrický			12-61/12-63
Toggle	upínací	Fischer			8-25
Tr	kulatá	matice			4-25/4-27
			levý závit		4-26
Trapezium	závitová	tyč			4-24, 4-25
			levý závit	left hand	4-24
Třecí	svěrka	Lindapter			10-27
Trhací	nýt	nástroj			3-140, 9-80
			pneumatické		9-80
			ruční kleště		9-79
Trhací nýt	rozpínací	nýt	s čepičkou		9-67
	vypouklá hlava				9-55/9-59, 9-64/9-66, 9-68/9-71, 9-73/9-75
		extra velká vypouklá			9-71
		půlkulatou hlavou			9-61
		rozpěrná			9-77
		rozpěrný			9-78
		trhací nýt			9-66
	zápustná				9-62/9-64, 9-76
	zápustná hlava				9-67, 9-72
Třídílná	svorka				10-85
Třmen	vypouklý				13-9
Trn	hlavice	metrický	Amecoil		3-155/3-157
Trojúhelníková hvězdicová	knoflík	se závitovou vložkou			12-81, 12-82
		se závitovým ukončením			12-81
Trubková	krytka	kulatý			10-104
		kuželová			10-106
	poloviční	celá			12-37, 12-38
		dvětin			12-33/12-36
	svorka				12-25
		ABA			12-21
		s pryží	ABA		12-20
			MaxxFast		12-19
	ucpávka	čtvercová			10-105
		obdélníkový			10-105
	vložka	s přibíjecí přírubou	Vemo		8-97, 8-99
		Vemo			8-97, 8-98
Trubková zátka	zátka	Vemo			8-100
Trubkové	izolační				12-147
Trubkový	kolík				9-44
Trubkový závit	vnitřní šestihran	šroub	s límcem		2-95
Trvalá	matice	metrická			10-109
T-šrouby	kolekce	pro T-drážky			10-13
Ttap®	plochá hlava	šroub	dřevo	MaxxFast	6-177
			samovrtný	MaxxFast	6-126, 6-127
	válcová vypouklá hlava	vrut do dřeva	MaxxFast		6-167, 6-168
	zápustná	šroub	válcová vypouklá	samovrtný	6-134, 6-135, 6-141
	zápustná hlava	podlahářský	MaxxFast		6-164
		šroub	MaxxFast		6-151, 6-152, 6-176
T-terminál					13-47
Tvrzená	podložka				10-11
Tyč	závitová	BSW			4-20
		ISO Metrická			4-5, 4-7
		metrická			4-3/4-12
			Permaglas		4-21
		metrická ASTM A193			4-38
		metrická levý závit	left hand		4-5, 4-6, 4-8, 4-9
		metrická zvětšený závit			4-5, 4-7, 4-10, 4-11
		metrický jemný			4-13
		trapezium			4-24, 4-25
			levý závit	left hand	4-24
		UNC			4-15/4-17
			ASTM A193 stupeň B7		4-37

T

Tyč	*závitová*	UNF			4-18, 4-19
Ty-Rap	kabelová	spona	stahovací		12-122
U					
Uchem	svorka	s jedním	ABA		12-16
Ucpávka	trubková	čtvercová			10-105
		obdélníkový			10-105
Úhlová	montážní	podpěra	Fischer		10-44
	podpěra	Fischer			10-45
Úhlový	nástrčný	spojka	vnitřní šestihran		10-96
UNC	čtyřhranná hlava	šroub	s krátkým čípkem		1-84
	dílenská	sada	Amecoil		3-150
	knoflíková hlava	šroub	vnitřní šestihran		2-57
	osazený	šroub			2-67
			vnitřní šestihran		2-67
	pojistná				3-40
	půlkulatá hlava	šroub			1-76/1-78
	šestihran	matice			3-21/3-23, 3-57
			ASTM A194		4-57/4-59
			celokovová	samojistící	3-68
			s nekovovou vložkou	samojistící	3-55/3-57, 3-59/3-61
			samojistící		3-79
		šroub			1-42/1-44, 1-46, 1-47, 1-49, 1-50
	stavěcí šroub	důlek	vnitřní šestihran		2-74
		plochý bod	vnitřní šestihran		2-77, 2-82, 2-85, 2-88, 2-91
	strojní	matice			3-23
		závitník	pro závitové vložky	Amecoil	3-144
	svorník	se dvěmi šestihrannými maticemi			4-40/4-42, 4-45, 4-47, 4-50, 4-51, 4-53
	válcová hlava	šroub			2-26
			vnitřní šestihran		2-21/2-23, 2-25, 2-27
	vložka	závitová vložka	Amecoil		3-147
	zápustný	vrut	s T-hvězdicí	závitořezný	6-61
			Torx®	samovrtný	6-144
			vnitřní šestihran		2-46, 2-47
	závitová	tyč			4-15/4-17
			ASTM A193 stupeň B7		4-37
UNF	dílenská	sada	Amecoil		3-151
	knoflíková hlava	šroub	vnitřní šestihran		2-58, 2-59
	korunková	matice			3-91
	kuželová	mazací hlavice			12-46
	pásová	matice	čtyřhranná		3-42
			nízká		3-42
			vysoká		3-41
	šestihran	matice			3-24/3-26, 3-58
			celokovová	samojistící	3-69, 3-70
			s nekovovou vložkou	samojistící	3-58, 3-59, 3-61, 3-62
		šroub			1-53, 1-54, 1-56, 1-57
	stavěcí šroub	plochý bod	vnitřní šestihran		2-76, 2-78
	strojní	matice			3-26
		závitník	pro závitové vložky	Amecoil	3-144
	válcová hlava	šroub	vnitřní šestihran		2-29/2-31
	vložka	závitová vložka	Amecoil		3-148
	zápustný	vrut	vnitřní šestihran		2-49, 2-50
	závitová	tyč			4-18, 4-19
Upevnění	chemická	svorník	Fischer		8-80
			MaxxFast		8-79
Upevnovací	SPZ	šroub	s křížovou drážkou		6-107, 6-108
Upínač	háková	svislý	AMF		12-160
		svorka	AMF		12-158
		vodorovný	AMF		12-159
	svislý	svorka	AMF		12-150, 12-151
	vodorovný	svorka	AMF		12-152/12-154
Upínací	dlouhý	čep	Fischer		8-31, 8-32
	dutinová	Fischer			8-15
		MaxxFast			8-14
		nástroj	Fischer		8-16
			MaxxFast		8-16
	dvojitá	deska	Fischer		10-52, 10-53
	Lindapter				10-20/10-23
	metrický upínací zpevněná				12-102, 12-103
	pórobeton	kotva	Fischer		8-20
	rámové	Fischer			8-34/8-38
		MaxxFast			8-32, 8-33
	sádrokarton	Fischer			8-19
	šroub	Fischer			10-53
	tlaková-tahová	spona	AMF		12-155/12-157
	toggle	Fischer			8-25
	univerzální	Fischer			8-13
	zdvižný				12-100, 12-101
		metrický			12-98, 12-99
		se závitovým ukončením			12-101
Upínací kloub	individuálně	stavitelný			12-53
U-Šrouby	typu A metrické				12-30, 12-31
	typu B metrické				12-32
USS	podložka	plochá			7-10
Úvazek					5-27
Uvolňovací	kabelová	spona	stahovací	MaxxFast	12-125
				s násadkou	12-126
Uzamykací systém	Floorfast	Lindapter			10-33
V					
Válcová hlava	bezpečnostní šroub	samořezný	a 2 otvory		10-120
	samořezný šroub	metrický s T-hvězdicí			6-84, 6-85
	šroub	BSW	vnitřní šestihran		2-32
		metrický			2-18, 2-19
		metrický drážka			6-11/6-15
		metrický jemný vnitřní šestihran			2-20
		metrický plný závit			2-17/2-19
		metrický s T-hvězdicí			2-16, 2-17, 6-43
		metrický vnitřní šestihran			2-3/2-7, 2-9, 2-10, 2-12, 2-14, 2-15
		UNC			2-26
			vnitřní šestihran		2-21/2-23, 2-25, 2-27
		UNF	vnitřní šestihran		2-29/2-31

Abecední přehled

Válcová hlava	šroub s nákružkem	metrický vnitřní šestihran	samojistící	Ripp	2-63
Válcová vypouklá hlava	jednorázový	samořezný šroub	samořezná		10-121
	šroub	metrický			6-36/6-40
		metrický s T-hvězdicí			6-41, 6-42
		metrický válcová vypouklá			6-40
		s malou hlavou			6-67
		s vypouklou válcovou hlavou	válcováním závitů		6-66
		Torx®	závitotvorný	REMFORM®	6-71
				TAPTITE 2000®	6-65
		válcová vypouklá	závitořezný		6-57
			závitotvorný	REMFORM®	6-70
	šroub do dřevotřísky	s T-hvězdicí			6-170
		válcová vypouklá			6-169
			Heco-Fix		6-169
	ttap®	vrut do dřeva	MaxxFast		6-167, 6-168
	vrut do dřeva	cross recessed head			6-193, 6-194
		křížová drážka	MaxxFast		6-166
		s T-hvězdicí			6-171, 6-195/6-197
Válcováním závitů	válcová vypouklá hlava	šroub	s vypouklou válcovou hlavou		6-66
	zápustný	vrut	s T-hvězdicí		6-68
			zápustnou hlavou		6-68
Válcový	tlumič	metrický			12-61/12-63
Vázací	šroub	metrický			10-104
V-Coil	kolekce	metrická			3-162, 3-163
		ne-metrická			3-163, 3-164
	nářadí	závitové vložky z drátu	vložka		3-165/3-169
	sada na opravu	závitů	metrický		3-159
	sada pro	opravu závitů	ne-metrický		3-160, 3-161
	sada pro opravu závitů	zapalovacích svíček			3-161
Vějířová	pojistná podložka				7-68, 7-70/7-76, 7-80, 7-81
		vnej/vnitř			7-69
		zápustná			7-69
Vějířová	pojistná podložka				7-77/7-79
Vemo	objímka				8-96
	spojovací matice	spojka			8-96
	trubková	vložka			8-97, 8-98
			s přibíjecí přírubou		8-97, 8-99
	trubková zátka	zátka			8-100
Věšák pro kabát	hák				13-115/13-118
Vícenásobná spojka		system			12-52
Vícero-změrový	ruční montážní nástroj	metrický	Amecoil		3-153
		metrický kompletní	Amecoil		3-154, 3-155
		metrický s hlavicí	Amecoil		3-154
Vidlicový	kloub	s pružným kolíkem			12-50
			levý závit		12-50
Vlnitá	pružná podložka				7-62
Vložka					10-86, 10-87
	nářadí	závitové vložky z drátu	V-Coil		3-165/3-169
	šroubovací	vnitřní šestihran			10-91
	trubková	s přibíjecí přírubou	Vemo		8-97, 8-99
		Vemo			8-97, 8-98
	vnitřní šestihran	s drážkou	slotted		10-90
	zarážecí	s límcem			10-91
	závitová	samořezná			3-171/3-173
			s šestihranným hrdlem		3-173, 3-174
	závitová vložka	metrická	Amecoil		3-145
		metrická samojistná	Amecoil		3-145
		metrický extra jemný závit	Amecoil		3-147
		metrický extra jemný závit pro zapalovací svíčky	Amecoil		3-147
		metrický jemný	Amecoil		3-146
		UNC	Amecoil		3-147
		UNF	Amecoil		3-148
	závrtná				10-88
Vněj/vnitř	vějířová	pojistná podložka			7-69
Vnější kuželový trubkový závit	vnitřní šestihran	šroub			2-93, 2-98
			s límcem		2-97, 2-98
Vnitřní šestihran	s drážkou	vložka	slotted		10-90
		vnitřní šestihran			10-89, 10-90
	šroub	metrický jemný s límcem			2-96
		metrický jemný vnitřní šestihran			2-94
		trubkový závit	s límcem		2-95
		vnější kuželový trubkový závit			2-93, 2-98
			s límcem		2-97, 2-98
	zátka	metrický jemný vnitřní šestihran			2-92
Vnitřní závit	chemická	kotva	Fischer		8-89
Vodítko	napínák				13-69
Vodorovný	háková	upínač	AMF		12-159

V

Vodorovný	upínač	svorka	AMF		12-152/12-154
Vřetenový	rukojeť				12-92
Vroubkovaná	pojistná	podložka			7-66
Vroubkovaný	ocelový	pásek	ocel	Fischer	10-51
Vrut	zápustný	BSW	vnitřní šestihran		2-50
		cross recessed head	samovrtný		6-132, 6-133
		metric cross recessed head	závitořezný		6-59
		metrický			6-50
		metrický pro termo plast			6-72
		metrický T-hvězdicí			6-49
		s křídly	samovrtný		6-145
		s křídly a Torx®	samovrtný		6-142
		s T-hvězdicí	válcováním závitů		6-68
		Torx®	samovrtný		6-143
			závitotvorný	TAPTITE 2000®	6-64
		UNC	s T-hvězdicí	závitořezný	6-61
			Torx®	samovrtný	6-144
			vnitřní šestihran		2-46, 2-47
		UNF	vnitřní šestihran		2-49, 2-50
		zápustnou hlavou	válcováním závitů		6-68
Vrut do dřeva	kulatá hlava	cross recessed head			6-189, 6-190
		drážka			6-183, 6-184
	šestihran				6-174
		bitumenová podložka			6-176
		s podložkou z nerez-olovo-bitumen			6-174, 6-175
	válcová vypouklá hlava	cross recessed head			6-193, 6-194
		křížová drážka	MaxxFast		6-166
		s T-hvězdicí			6-171, 6-195/6-197
		ttap®	MaxxFast		6-167, 6-168
	vypouklá zápustná	válcová			6-191, 6-192
	zápustná	s T-hvězdicí			6-163, 6-178, 6-179
	zápustná hlava	cross recessed	MaxxFast		6-149, 6-150
	zápustný	cross recessed head			6-187/6-189
		drážka			6-180, 6-181, 6-186
		vypouklá			6-190
Vrut pro opláštění	šroub	bez hrotu			6-113
		kužele			6-113
		plochý čep			6-114
Vrutošroub	matice	metrická vnitřní šestihran			10-92
	šroub				13-76
		metrický			5-36/5-39
Vsazovací	matice	metrická			3-118
Výfuková	svorka	Awab			12-24
Výfukový	matice				3-43
		samojistící			3-42
Výklopná	ovládací kolo				12-108
		plný			12-107
	rukojeť	klika			12-95
			se závitovou vložkou		12-95
Vylamovací	nástroj	Amecoil			3-158
Vymezovač					10-85
Vymezovací	podložka				7-139/7-141
Vypouklá	matice	BSW	vysoká		3-98
		metrická	nízká		3-100, 3-101
			vysoká		3-96/3-98
		metrická s navařenou čepičkou			3-99
	vypouklá pojistná podložka				7-67
Vypouklá hlava	bezpečnostní šroub	samořezný	s trojkřídlou drážkou		10-122
	trhací nýt				9-55/9-59, 9-64/9-66, 9-68/9-71, 9-73/9-75
		extra velká vypouklá			9-71
		půlkulatou hlavou			9-61
		rozpěrná			9-77
		rozpěrný			9-78
Vypouklá pojistná podložka	vypouklá				7-67
Vypouklá zápustná	bezpečnostní šroub	samořezný	one way		10-126
	šroub	metrický			6-102, 6-103
		metrický drážka			6-28/6-30, 6-77
		metrický s T-hvězdicí			6-54, 6-55
		metrický válcová vypouklá	závitořezný		6-58
		metrický vypouklá			6-94/6-97
	šroub do dřevotřísky	válcová vypouklá			6-172
			Heco-Fix		6-172
	vrut do dřeva	válcová			6-191, 6-192
Vypouklý	třmen				13-9
Vyrovnávací	svorka	Lindapter			10-32
Vysoká	pásová	matice	UNF		3-41
	podložka	Lindapter			10-27
	rýhovaná	matice	metrická		3-112, 3-113
	rýhovaný palcový	šroub	metrický		6-204, 6-205
			metrický drážka		6-205
	vypouklá	matice	BSW		3-98
			metrická		3-96/3-98
Vysoká odolnost proti skluzu	svorka	Lindapter			10-23
Vysokopevnostní konstrukční	šroub	metrický	Peiner		1-89
Vysokozátěžová	kotva	metrická	Fischer		8-74, 8-75
			MaxxFast		8-71
Vysoký	rýhovaný	knoflík	metrický pro šestihranný šroub a matici		12-83
Vytahovák	Amecoil				3-158
W					
Woodruffovo	pero				9-50, 9-51
Z					
Zadní	šroub	válcová vypouklá			6-107, 6-139
Základní deska	stěnové konzole				13-80
Zákolník	kolík				9-45

V

Abecední přehled

Zamykatelná	pojistná vodící tyč				10-73
Západka	závory	příslušenství přídatný			10-72
Západka (1&3)	latch				10-69, 10-70
Zapalovacích	sada pro opravu závitů	svíček	V-Coil		3-161
Zápustná	bezpečnostní šroub	metrický			10-114/10-116
		metrický se dvěma otvory			10-116
		samořezný			10-122, 10-123, 10-125
			válcová vypouklá		10-124
	šroub	cross recessed	samovrtný	MaxxFast	6-131
	šroub do dřevotřísky	s T-hvězdicí			6-160, 6-161
			Heco-Topix		6-160, 6-162
			Heco-Unix Top		6-160
		T-hvězdice			6-161
	trhací nýt				9-62/9-64, 9-76
	ttap®	šroub	válcová vypouklá	samovrtný	6-134, 6-135, 6-141
	vějířová	pojistná podložka			7-69
	vrut do dřeva	s T-hvězdicí			6-163, 6-178, 6-179
Zápustná hlava	nýt				9-34, 9-35
	nýtovací	matice			3-130/3-132
	šroub do dřevotřísky	válcová vypouklá			6-154/6-156
			Heco-Fix		6-155
			Heco-Topix		6-157
			Heco-Unix Plus		6-157
			malá hlava		6-159
			otvorem		6-158
	trhací nýt				9-67, 9-72
	ttap®	podlahářský	MaxxFast		6-164
		šroub	MaxxFast		6-151, 6-152, 6-176
	vrut do dřeva	cross recessed	MaxxFast		6-149, 6-150
Zápustnou hlavou	Hollo-bolt	Lindapter			10-18
	kotevní šroub	Powers			8-56, 8-59
	kotva	betonová	Powers		8-63
Zápustnou sníženou hlavou	podlahový vrut	s T-hvězdicí	Heco-Topix		6-164
Zápustný		metrický s nosem a šestihrannou maticí			1-80
		metrický s T-hvězdicí			2-44, 2-45
		metrický vnitřní šestihran			2-40/2-44
	matice	metrická drážka			3-125
	samořezný šroub	metric cross recessed head			6-87/6-90
		metrický drážka			6-75, 6-76
		metrický s T-hvězdicí			6-92
	šroub	BSW	drážka		6-27, 6-28
		metrický			6-44/6-48
		metrický drážka			6-22, 6-23, 6-25, 6-26
		metrický vypouklá			6-51/6-53
		metrický zápustná hlava čtyřhranná drážka			6-93
	vrut	BSW	vnitřní šestihran		2-50
		cross recessed head	samovrtný		6-132, 6-133
		metric cross recessed head	závitořezný		6-59
		metrický			6-50
		metrický pro termo plast			6-72
		metrický T-hvězdicí			6-49
		s křídly	samovrtný		6-145
		s křídly a Torx®	samovrtný		6-142
		s T-hvězdicí	válcováním závitů		6-68
		Torx®	samovrtný		6-143
			závitotvorný	TAPTITE 2000®	6-64
		UNC	s T-hvězdicí	závitořezný	6-61
			Torx®	samovrtný	6-144
			vnitřní šestihran		2-46, 2-47
		UNF	vnitřní šestihran		2-49, 2-50
		zápustnou hlavou	válcováním závitů		6-68
	vrut do dřeva	cross recessed head			6-187/6-189
		drážka			6-180, 6-181, 6-186
		vypouklá			6-190
Zarážecí	vložka	s límcem			10-91
Zarážka	ochranná				12-142
	samolepící				12-141
Zaslepovací	zátka				12-115
Zástrčný hák	with ring				13-38
Zásuvka	čelní zásuvka				10-84
	nástrčná	pružná			10-82
	pružná				10-83
Zásuvková skříňka	kolekce	příslušenství			11-23
Zátka	kotva	Fischer			8-48
	krytka				12-149
	rozpínací				8-44
		MaxxFast			8-43
	security	se sedlovitou hlavou			10-128
	šestihran	security			10-127
	trubková zátka	Vemo			8-100
	vnitřní šestihran	metrický jemný vnitřní šestihran			2-92
	zaslepovací				12-115
Zátka s plochou hlavou	matice	metrická vnitřní šestihran			10-93
	šroub	metrická vnitřní šestihran			10-95
Zatlačovací	nýt				12-138
	těsnicí	krytka			12-40
Zatloukací	nýt				12-135
Závěs					12-55, 13-82, 13-83, 13-85/13-97
	litina				13-99, 13-100
	osazení	se závitem			13-102, 13-103
	potahovaný				13-104, 13-105

Z

Závěs	průběžný				13-105
Závěsná	hadicová	spona	Fischer		10-36
	svařování				12-54
Závěsný	hák	ne-metrický se 2 závitovými oky			5-42
Závit pro bednění	bednění	závitová tyč			8-94
	šestihran	matice			8-94
Závitník	strojní	metrický jemný pro závitové vložky	Amecoil		3-143
		UNC	pro závitové vložky	Amecoil	3-144
		UNF	pro závitové vložky	Amecoil	3-144
		zvětšený závit	pro závitové vložky	Amecoil	3-142
	stupňovitý	metrický jemný pro závitové vložky	Amecoil		3-143
Závitořezný	šestihran	šroub	metrický		6-60
	válcová vypouklá hlava	šroub	válcová vypouklá		6-57
	vypouklá zápustná	šroub	metrický válcová vypouklá		6-58
	zápustný	vrut	metric cross recessed head		6-59
			UNC	s T-hvězdicí	6-61
	závitová vložka	nástroj	s šestihranným hrdlem		3-177
Závitotvorný	půlkulatá hlava	šroub	metrický válcová vypouklá	REMFORM®	6-71
	šestihran	šroub s nákružkem	metrický	TAPTITE 2000®	6-63
	válcová vypouklá hlava	šroub	Torx®	REMFORM®	6-71
				TAPTITE 2000®	6-65
			válcová vypouklá	REMFORM®	6-70
	zápustný	vrut	Torx®	TAPTITE 2000®	6-64
Závitová	tyč	BSW			4-20
		ISO Metrická			4-5, 4-7
		metrická			4-3/4-12
			Permaglas		4-21
		metrická ASTM A193			4-38
		metrická levý závit	left hand		4-5, 4-6, 4-8, 4-9
		metrická zvětšený závit			4-5, 4-7, 4-10, 4-11
		metrický jemný			4-13
		trapezium			4-24, 4-25
			levý závit	left hand	4-24
		UNC			4-15/4-17
			ASTM A193 stupeň B7		4-37
		UNF			4-18, 4-19
	vložka	samořezná			3-171/3-173
			s šestihranným hrdlem		3-173, 3-174
Závitová tyč	bednění	závit pro bednění			8-94
Závitová vložka	nástroj	závitořezný	s šestihranným hrdlem		3-177
	samořezná	nástroj			3-175, 3-176
	vložka	metrická	Amecoil		3-145
		metrická samojistná	Amecoil		3-145
		metrický extra jemný závit	Amecoil		3-147
		metrický extra jemný závit pro zapalovací svíčky	Amecoil		3-147
		metrický jemný	Amecoil		3-146
		UNC	Amecoil		3-147
		UNF	Amecoil		3-148
Závitové vložky z drátu	nářadí	vložka	V-Coil		3-165/3-169
Závitů	sada na opravu	metrický	V-Coil		3-159
Závlačka	kolík				9-37/9-40
	pružná				13-67
Závlačka pro šroub	pružná	dvojitá			9-42
	pružný	dvojitá			9-43
		jednoduchý			9-41
Závora	sklopná kotva				10-62
Závory	západka	příslušenství přídatný			10-72
Závrtná	vložka				10-88
Závrtné	oko	metrické			5-28
		ne-metrické			5-30/5-32
Závrtný	nástroj	objímka	samovrtný		6-147
		pneumatická jednotka	samovrtný		6-146
		šroubovací nástavec	samovrtný		6-146
		usazovací nástroj	samovrtný		6-146
	nýt				12-136
Zdivo	šroub	metrický			8-90, 8-91
Zdvižná	plochá tažná	páka			12-97
			se závitovým ukončením		12-97
	tažná	páka			12-97
			se závitovým ukončením		12-98
Zdvižný	upínací				12-100, 12-101
		metrický			12-98, 12-99
		se závitovým ukončením			12-101
Živel	podložka	Lindapter			10-24/10-26
Zkracovač lana					13-35
Zvedací	kroužek				13-111/13-113
Zvedací šroub s okem		BSW			5-9
	šroub	metrický			5-8, 5-9
Zvětšený závit	strojní	závitník	pro závitové vložky	Amecoil	3-142

Z

Přehled norem

ASME

B16.5	4-39
B18.16.6	3-55, 3-57/3-61
≈B18.17	3-102
≈B18.2.1	1-41, 1-52
B18.2.2	4-57
≈B18.2.2	3-21, 3-23, 3-24, 3-26, 3-40
B18.2.3.1M	1-2, 1-19
≈B18.2.3.1M	1-2, 1-19, 1-35
≈B18.2.3.4M	1-65/1-67, 1-69
B18.2.4.5M	3-32, 3-35
B18.21.1	7-9, 7-12, 7-52, 7-55, 7-56, 7-59, 7-69, 7-70, 7-74, 7-76
≈B18.21.1	7-36, 7-37, 7-46
B18.3	2-66
≈B18.3 (1936)	2-22, 2-28
≈B18.3 (1960)	2-21
B18.3.1M	2-2, 2-20
≈B18.3.1M	2-2, 2-17
≈B18.3.3M	2-64, 2-68
≈B18.3.4M	2-51, 2-54
B18.3.6M	2-69, 2-78, 2-83, 2-86
≈B18.3.6M	2-72, 2-76, 2-81
B18.31.3	4-14, 4-17
≈B18.3	2-45, 2-48, 2-73, 2-75, 2-77, 2-78, 2-82, 2-85, 2-88, 2-90
B18.5.2.3M	1-71
B18.5.2.3M	1-76
B18.5.2.3M/-	1-74
B18.6.4	6-78
≈B18.6.4	6-84, 6-86
B18.6.5M	6-98
B18.6.7M	6-10, 6-16, 6-21, 6-28
≈B18.6.7M	6-10, 6-16, 6-21

BS

≈1083 (1965)	1-59, 1-61, 3-28
≈1768	1-41, 1-52, 3-21, 3-24, 3-91
1769	4-57
1804-2	9-5
2470	2-66
≈2470	2-21, 2-32, 2-45, 2-48, 2-50, 2-73, 2-90
2485	10-4, 10-5
3673-2	7-125
3673-4	7-119, 7-122
4168-1	2-2, 2-20
≈4168-1	2-2, 2-17
4168-2	2-78
≈4168-2	2-81
4168-3	2-83
4168-4	2-86
4168-5	2-69
≈4168-5	2-72, 2-76
- / 4168-5	7-134
≈4168-6	2-51, 2-54
≈4168-7	2-64, 2-68
4168-8	2-39
≈4168-8	2-39
4174	6-73, 6-75, 6-76, 6-98
4183	6-10, 6-16, 6-21, 6-28
≈4183	6-10, 6-16, 6-21
4219	6-6
4235-1	9-46, 9-51
4235-2	9-50
4278	5-7
4464 A	7-57
≈4464 A	7-57
4464 B	7-49
≈4464 B	7-49
≈450 (1958)	6-27, 6-31
4620	9-31, 9-33
4882	4-39
≈4882	4-55
4929-1	3-65
4933	1-71
4933/-	1-74, 1-80, 1-81
≈4933	1-79
7060	9-26
≈7060	9-29
≈7599	6-100

DIN

≠580	5-7
≠582	5-10
1 B	9-3
1052	7-43
11024	9-43
≈11024	9-41, 9-42
125-1A	7-4
125-1B	7-33
126	7-11
127 B	7-49
≈127 B	7-49
128 A	7-64
≈128 A	7-64, 7-66
137 A	7-63
137 B	7-61
≈137 B	7-61
1434	9-35
1440	7-27
1441	7-28
1470	9-13
1471	9-14
1472	9-15
1473	9-17
1474	9-18
1475	9-20
1476	9-21
1478	5-13
≈1479	5-13
1480	5-14, 5-15
≈1480	5-15/5-19
1481	9-26
≈1481	9-29
15237	1-81, 1-82
1587 (1987)	3-96
≈1587 (1987)	3-96
1804 W	3-121
186 B	5-2
2093	7-85
2093 A	7-82
≈2093 A/C	7-88
2093 B	7-83
2093 C	7-84
2095	12-73
2097	12-74
2510 L/NF	4-61
2510 NF	4-62
≈313 (1956)	3-105
315	3-103
316	6-209
≈319 C	12-75
≈319 E	12-75
≈319 M	12-76
≈3404 A	12-44, 12-46
≈3405 A	12-43
388-1C	12-103
404	6-33
417	6-9
427	6-8
431 A	3-40
432	7-117
433	7-25
≈433	7-25
434	7-145
≈434	7-145
435	7-143
≈435	7-143
436	7-142
43699	7-82
≈436	7-142
438	6-7
439 B (1987)	3-32, 3-35
440 R	7-40
≈440R	7-40
440V	7-42
≈443	12-40
444 B	5-4
444 LB	5-6
462	7-116
463	7-114
464	6-204
464 Sz	6-205
466	3-112
467	3-113
≈470	12-41
471	7-119
≈471	7-119
472	7-122
≈472	7-122
479	1-83
508	10-5
529 A	8-90
529 E	8-91
≈5401	12-110
546	3-122
551	6-4
553	6-6
555 (1987)	3-31
- / 555 (1987)	1-79
557	3-116
561	1-85
562	3-115
571	6-173
≈571	6-173
580	5-7
≈580 (1957)	5-9
582	5-10
≈582 (1957)	5-12
601/555 (1987)	1-18
603	1-71
603/555 (1987)	1-74
≈603	1-73
604/555 (1987)	1-80
605/555 (1987)	1-81
≈608	1-79
609	1-70
6319 C	10-9
6319 D	10-9
6325	9-8
≈6325	9-9
6330 B	10-6
6331	10-7
≈6331	10-7
6334	3-43
≈6336 K	12-77
≈6336 L	12-77
6340	10-10
6379	10-11
648 A	12-51
648 B	12-50
653	6-206
660/124	9-31
661/302	9-33
6796	7-89
6797 A	7-80
6797 J	7-79
≈6797 J	7-79
≈6797A	7-80
6798 A	7-77
≈6798 A	7-77
6798 J	7-73
≈6798 J	7-73
6798 V	7-67

6799	7-125
6880	9-49
≈6880	9-49
6885 A	9-46
6887	9-51
6888	9-50
≈6900	6-35
6912	2-36
6917	1-92
6918	1-92
6921	1-65, 1-69
≈6921	1-66, 1-67
6923 (1983)	3-75
≈6923	3-77
6926	3-80
≈6926	3-81
≈6928 C	6-100
7	9-5
705A/EN 27434	7-134
≈705A/EN 27434	7-134
705A/ISO 4027 (DIN 914)	7-137
≈705A/ISO 4027	7-134
705A/ISO 4029	7-134
≈71412 A/B/C	12-44/12-46
≈71412	12-42
71752	12-49
71752 LH	12-49
71802 CS	12-47
≈7337 A	9-68
7343	9-23
≈7343	9-24
7344	9-25
7346	9-28
7349	7-23
741/555 (1987)	5-24
74361 C	7-61
≈7500-1	6-64, 6-65
≈7500	6-63
7504 K	6-137
≈7504 K	6-135
7504 M-H	6-122
≈7504 M-H	6-119, 6-120
≈7504 M	6-126/6-130
7504 O-H	6-132
≈7504 O-H	6-130
≈7504 O	6-134
7513 A	6-60
7516 AE-H	6-57
7516 DE-H	6-59
7516 EE-H	6-58
7603 A	7-146
7603 C	7-146
787	10-4
7965	10-90
7967	3-83
≈7967	3-83
7971 C	6-73
7971 F	6-73
7972 C	6-75
7973 C	6-76
7976 C	6-98
7976 F	6-98
7977	9-10
7978 A	9-11
7979 D	9-12
7980	7-57
≈7980	7-57
7981 C-H	6-78
≈7981 C	6-84, 6-86
7981 C-Z	6-78
7981 F-H	6-78
7982 C-H	6-87
≈7982 C	6-91, 6-93
7982 C-Z	6-87
7983 C-H	6-94
≈7983 C	6-102
7983 C-Z	6-94
7984	2-32
7985-H	6-35
7985-Z	6-35
≈7985-Z	6-35
7989-1	7-22
7991	2-39
≈7991	2-39, 2-44
7993 A	7-126
7995-Z	6-190
7996-H	6-189
7996-Z	6-189
7997-Z	6-187
80701	3-106
80704	3-106
808 D	12-49
808 E	12-48
8140-1A	3-145, 3-146
8140-1B	3-145
≈82101 A	5-19
835	4-34
84	6-10
≈84	6-10
85	6-16
≈85	6-16
9021	7-38
906	2-92, 2-93
908	2-94, 2-95
910	2-96, 2-97
912	2-2, 2-20
≈912	2-2, 2-17
913	2-78
≈913	2-81
914	2-83
915	2-86
916	2-69
≈916	2-72, 2-76
917	3-100
920	6-19
921	6-20
923	6-34
928	3-111
929	3-108
93	7-113
931	1-2
≈931 (1954)	1-58
≈931	1-2
933	1-19
≈933 (1954)	1-60
≈933	1-19, 1-35
≈934 (1954)	3-27, 3-30
934 (1987)	3-5, 3-14
≈934 (1987)	3-5, 3-29
935	3-87
935-1	3-85
936	3-38, 3-39
937	3-89
938	4-27
939	4-29
≈939 (1955)	4-33
94	9-36
95	6-185
950	12-104
96	6-182
960	1-36
961	1-39
963	6-21
≈963	6-21
964	6-28
965-H	6-44
≈965	6-44, 6-49
965-Z	6-44
966-H	6-51
≈966	6-54
966-Z	6-51
97	6-179
976-1	4-12
976-1A	4-2
≈976-1	4-12
979	3-88, 3-90
980V(1987)	3-65, 3-67
982	3-53
≈982	3-53
985 (1987)	3-48, 3-52
≈985 (1987)	3-48
986	3-101
988	7-137

EN

14399-4	1-88, 1-90
14399-6	1-91
15048	1-93, 1-95
≈1665	1-65/1-67, 1-69

IFI

100/107	3-67, 3-69, 3-79

ISO

-8738	7-27
1051	9-31, 9-33
10512	3-52
10513	3-67
10642	2-39
≈10642	2-39, 2-44
≈10644	6-35
1207	6-10
≈1207	6-10
12240-4	12-50, 12-51
1234	9-36
13337	9-28
14579	2-16
14580	6-43
≈14581	6-49
14583	6-41
≈14584	6-54
14585 C	6-84
14586 C	6-91
14587 C	6-102
1479 C	6-98
1479 F	6-98
1481 C	6-73
1481 F	6-73
1482 C	6-75
1483 C	6-76
15480	6-137
≈15480	6-135
15481 H	6-122
≈15481 H	6-119, 6-120
≈15481	6-126/6-130
15482 H	6-132
≈15482 H	6-130
≈15482	6-134
1580	6-16
≈1580	6-16
1617	3-100
2009	6-21
≈2009	6-21
2010	6-28
2338	9-5
2339 B	9-3
2342	2-83, 6-8
299	10-4, 10-5
3266	5-7
3290	12-110
3912	9-50
4014	1-2
4014/4032	1-93
≈4014	1-2
4016/-	1-18
4017	1-19
4017/4032	1-95

Přehled norem

≈4017	1-19, 1-35
4026	2-78
≈4026	2-81
4027	2-83
4028	2-86
4029	2-69
≈4029	2-72, 2-76
4032	3-17
4035	3-39
≈4126	1-66
4161	3-75
≈4161	3-77
≈4162	1-65, 1-67, 1-69
4762	2-2, 2-20
≈4762	2-2, 2-17
4766	6-4
7040	3-48
≈7040	3-48, 3-53
7042	3-65
7043	3-80
7045-H	6-35
7045-Z	6-35
≈7045-Z	6-35
7046-1-H	6-44
≈7046-1	6-44
7046-1-Z	6-44
7046-2-H	6-44
7046-2-Z	6-44
7047-H	6-51
7047-Z	6-51
7049 C-H	6-78
≈7049 C	6-86
7049 C-Z	6-78
7049 F-H	6-78
7050 C-H	6-87
≈7050 C	6-93
7050 C-Z	6-87
7051 C-H	6-94
7051 C-Z	6-94
≈7053 C	6-100
7089	7-4, 7-31
7090	7-33, 7-35
7091	7-11
7092	7-25
≈7092	7-25
7093	7-32, 7-38
7094	7-40
≈7094	7-40
≈7379	2-64, 2-68
7380-1	2-51
≈7380-1	2-54
7380-2	2-59
≈7380-2	2-62
7434	6-6
7436	6-7
8676	1-39
8677	1-71
8677/-	1-74
≈8677	1-73
8734 A	9-8
≈8734 A	9-9
8735 A	9-12
8736 A	9-11
8737	9-10
8739	9-13
8740	9-17
8741	9-18
8742	9-20
8744	9-14
8745	9-15
8746	9-21
8748	9-25
8750	9-23
≈8750	9-24
8752	9-26
≈8752	9-29
8765	1-36
R 773	9-46
R 774	9-51

NEN

10 B	9-3
102/697	1-18
1197 B	7-49
≈1197 B	7-49
1241	2-2, 2-20
≈1241	2-2, 2-17
1486	6-7
1487	6-4
1488	6-6
1555	1-2, 1-36
≈1555	1-2
1560	3-5, 3-14
≈1560	3-5, 3-29
1568	1-19, 1-39
≈1568	1-19, 1-35
1570	7-64
≈1570	7-64, 7-66
1601	2-32
1602	6-10
≈1602	6-10
1603	6-16
≈1603	6-16
1618	3-96
≈1618	3-96
1624	6-209
1625	3-103
≈1779 A (1960)	6-31
≈1780 A (1960)	6-27
182	9-36
1927	5-7
1928	5-10
2250	6-179
2251	6-182
2252	6-185
2253	6-187
2254	6-189
2260	6-173
2268	7-11
2269 A	7-4
2269 B	7-33
2270	7-25
≈2270	7-25
2272	7-145
≈2272	7-145
2273	7-143
≈2273	7-143
2274	7-23
2275	7-40
≈2275	7-40
2276	7-38
2277	7-113
2278	7-114
2279	7-117
2281	9-5
2282	9-8
≈2282	9-9
2307	10-6
2308 C	10-9
2308 D	10-9
2309	5-2
2310 B	5-4, 5-6
≈2324 (1960)	3-105
2328 A	8-90
2328 E	8-91
2331	4-27
2332	4-29
2334 B	3-32, 3-35
≈2336 (1961)	1-58
≈2337 (1961)	1-60
≈2338 (1960)	3-27, 3-30
2341	2-78
≈2341	2-81
2343	2-69
≈2343	2-72, 2-76
- / 2343	7-134
2344	2-86
≈2346 (1962)	4-33
≈2347 (1960)	5-9
≈2348 (1960)	5-12
2355/697	1-80
2359	2-39
≈2359	2-39
≈2369	4-2, 4-12
2370	6-21
≈2370	6-21
2371	6-28
2430	9-46
2450	7-80
≈2450	7-80
2451	7-79
≈2451	7-79
2452	3-65, 3-67
2453	7-77
≈2453	7-77
2454	7-73
≈2454	7-73
2456	7-63
2457	7-61
≈2457	7-61
2458	9-26
≈2458	9-29
2459	9-28
2460	9-21
2462	9-10
2463	9-11
2464	9-12
2553	9-23
≈2553	9-24
2554	9-25
2601	9-13
2602	9-14
2603	9-15
2604	9-17
2605	9-18
2606	9-20
303	1-71
303/697	1-74
5514	1-92
5515	1-92
697	3-31
- / 697	1-79
729	3-85, 3-87
≈964	5-19

NF

≈25-136	4-2, 4-12
E21-301	10-4, 10-5
E22-163	7-119
E22-165	7-122
E25-104	7-85
≈E25-107	2-44
E25-112	1-2
≈E25-112	1-2
E25-114	1-19
≈E25-114	1-19
E25-115-1/ E25-402	1-18
E25-119-1	6-44
≈E25-119-1	6-44, 6-49
E25-119-2	6-44
E25-120	6-51
E25-123	6-21
≈E25-123	6-21
E25-124	6-28
E25-125	2-2, 2-20
≈E25-125	2-2, 2-17
≈E25-126	2-51, 2-54

E25-127	6-10
≈E25-127	6-10
E25-128	6-16
≈E25-128	6-16
E25-129	6-56
≈E25-129	6-32, 6-55
E25-133	1-85
E25-134	1-83
E25-135	4-27, 4-29
≈E25-137	1-35
E25-151	1-39
E25-152	1-36
E25-160	6-4
E25-161	6-6
E25-163	6-7
E25-401	3-5, 3-14
≈E25-401	3-5, 3-29
E25-402	3-31
- / E25-402	1-74, 1-79/1-81
E25-404	3-116
E25-405-1	3-32
E25-406	3-75
≈E25-406	3-77
≈E25-409	3-53
E25-410	3-65, 3-67
E25-412	3-48, 3-52
≈E25-412	3-48
E25-453	3-35
E25-511	7-107
E25-512	7-67
E25-513	7-11, 7-14, 7-16, 7-18, 7-20, 7-38, 7-40
≈E25-513	7-14, 7-16, 7-18, 7-20, 7-40
E25-515	7-49
≈E25-515	7-49
E25-518	10-10
E25-601	6-187
E25-603	6-189
E25-604	6-179
E25-605	6-185
E25-606	6-182
E25-607	6-173
≈E25-654 C	6-84, 6-86
E25-656	6-87
E25-656 C	6-87
E25-657	6-94
E25-657 C	6-94
E25-658	6-78
E25-658 C	6-78
E25-660 C	6-75
E25-661 C	6-76
E25-662 C	6-98
E25-662 F	6-98
E25-663 C	6-73
E25-663 F	6-73
E25-774	9-36
E27-180	2-78
≈E27-180	2-81
E27-181	2-83
E27-182	2-86
E27-183	2-69
≈E27-183	2-72, 2-76
- / E27-183	7-134
≈E27-453	3-96
E27-460	3-83
≈E27-460	3-83
E27-475	9-8, 9-12
≈E27-475	9-9
E27-479	9-11
E27-620	7-61
≈E27-620	7-61
E27-624	7-77
≈E27-624	7-77
E27-625	7-73
≈E27-625	7-73
≈E27-626	7-72
E27-627	7-67

Přehled produktových skupin

Skupina	Strana
0	
01000	1-3
01010	1-20
01030	1-83
01036	1-79
01040	1-70
01049	1-64
01050	1-63
01055	1-64
01060	1-36
01061	1-37
01070	1-39
01071	1-39
01098	1-85
01100	3-6
01104	3-17
01110	3-6
01120	3-15
01130	3-15
01149	3-74
01150	3-74
01155	3-75
01200	1-5
01210	1-21
01220	1-6
01222	1-93
01226	1-7
01230	1-22
01232	1-95
01236	1-24
01240	1-37
01241	1-37
01250	1-40
01251	1-40
01256	1-65
01258	1-68
01300	3-7
01301	3-18
01310	3-7
01320	3-7
01321	3-18
01325	3-6
01326	3-7
01330	3-15
01336	3-8
01337	3-18
01340	3-16
01400	1-8
01405	1-94
01410	1-24
01415	1-96
01420	1-9
01430	1-25
01500	3-8
01510	3-18
01560	3-8
01580	3-33

Skupina	Strana
01586	3-33
01587	3-39
03000	1-59
03010	1-61
03060	3-28
03400	1-58
03410	1-60
03460	3-27
03600	3-27
04025	1-90
04035	1-91
04100	1-10
04105	1-11
04108	1-11
04110	1-26
04116	1-26
04118	1-27
04119	3-9
04120	3-8
04121	3-9
04122	3-9
04124	3-19
04125	3-9
04127	3-19
04130	3-19
04132	1-66
04135	1-69
04160	1-38
04161	1-38
04170	1-40
04171	1-41
04180	3-16
04190	3-10
04210	1-88
04225	1-90
04237	1-91
04240	1-92
04250	1-92
04400	1-62
04405	1-62
04410	1-62
06000	1-86
06060	3-41
06070	3-42
06080	3-42
07000	2-7
07010	2-18
07015	2-6
07025	2-9
07030	2-36
07040	2-20
07041	2-20
07060	2-2
07065	2-6
07070	2-17
07071	2-18
07080	2-33

Skupina	Strana
07090	2-33
07095	2-63
07105	2-34
07111	2-64
07116	2-67
07117	2-68
07141	2-59
07150	2-51
07151	2-52
07160	2-4
07165	2-16
07170	2-5
07200	2-32
07212	2-21
07250	2-30
07260	2-25
07290	2-54
07400	2-40
07407	2-41
07450	2-44
07470	2-39
07560	2-49
07600	2-50
07620	2-95
07640	2-94
07650	2-93
07660	2-92
07670	2-97
07680	2-96
07760	2-91
07800	2-83
07810	2-79
07812	2-81
07820	2-86
07840	2-69
07850	2-70
07852	2-72
07860	2-79
07890	2-76
07930	2-70
07940	2-90
08070	1-80
08100	3-31
08110	3-31
08200	1-18
08206	1-81
08250	1-74
08260	1-79
08280	6-173
08290	6-201
08310	1-71
08320	1-71
08420	1-75
08450	6-174
08750	1-12
08760	1-27
08781	3-19

Skupina	Strana
09561	8-45
09610	8-44
1	
11007	3-16
11040	3-6
11042	3-7
11060	3-32
11070	3-35
11074	3-36
11075	3-36
11080	3-29
11120	3-116
11140	3-116
11200	3-28
11280	3-30
11300	3-10
11350	3-33
11360	3-32
11380	3-36
11382	3-33
11393	3-48
11396	3-47
11398	3-46
11400	3-43
11401	3-123
11408	3-45
11411	3-44
11417	3-44
11418	3-44
11430	10-108
11490	3-83
11560	3-125
11572	3-122
11590	3-75
11595	3-76
11598	3-76
11609	3-77
11610	3-77
11611	3-78
11740	3-23
11750	3-26
11772	3-122
11790	3-125
11840	3-40
12000	3-85
12010	3-86
12020	3-87
12060	3-88
12080	3-90
12161	3-91
12300	3-48
12302	3-49
12307	3-49
12310	3-49
12320	3-52
12340	3-63
12348	3-49

Skupina	Strana
12350	3-50
12352	3-52
12400	3-63
12410	3-50
12422	3-53
12450	3-50
12460	3-80
12470	3-73
12471	3-73
12474	3-73
12479	3-82
12480	3-95
12530	3-84
12531	3-84
12600	3-54
12662	3-54
12858	3-65
12880	3-66
12910	3-66
12912	3-67
13000	3-73
13100	3-70
13190	3-72
13200	3-71
14000	3-111
14020	3-108
14100	10-89
14110	10-89
14200	3-110
14210	3-110
14230	3-109
14410	10-90
14439	10-89
14440	10-90
14441	10-95
14442	10-95
14443	10-92
14444	10-91
14445	10-92
14446	10-91
14450	10-96
14451	10-96
14456	10-93
14457	10-94
14483	10-93
14484	10-94
15000	3-93
15010	3-94
15020	3-94
15060	3-93
15070	3-94
15080	3-94
15900	12-150
15905	12-151
15910	12-152
15915	12-154
15916	12-153

Skupina	Strana
15920	12-155
15925	12-156
15930	12-157
15935	12-158
15940	12-161
15945	12-159
15950	12-160
16000	5-8
16010	5-8
16040	5-9
16100	5-11
16110	5-11
16140	5-12
16150	5-15
16151	5-13
16153	5-13
16160	5-14
16170	5-15
16172	5-19
16177	5-16
16178	5-18
16180	5-4
16182	5-6
16190	5-2
16196	10-5
16202	10-4
16203	10-6
16204	10-7
16205	10-11
16206	10-9
16207	10-10
16210	6-209
16225	10-8
16226	10-11
16227	10-12
16228	10-13
16229	10-11
16250	3-102
16260	3-103
16270	3-103
16280	3-105
16295	6-203
16300	3-99
16410	3-100
16450	3-101
16500	3-96
16510	3-96
16516	3-97
16540	3-98
16650	6-204
16660	6-206
16680	3-112
16690	3-113
16711	5-20
16713	5-20
16715	5-23
16717	5-23

Skupina	Strana
16728	5-25
16733	5-26
16812	5-21
16813	5-20
16817	5-22
16829	5-24
16831	5-27
16833	5-26
17020	5-30
17022	5-32
17023	5-31
17080	5-35
17119	5-34
17120	5-34
17123	5-29
17140	5-35
17199	5-33
17200	5-32
17203	5-29
17210	5-33
17220	5-33
17243	12-31
17260	12-30
17261	12-30
17262	12-30
17310	5-39
17315	5-39
17320	5-36
17380	5-42
17420	5-28
17443	5-40
17445	5-41
17447	5-41
17545	5-30
17567	12-32
17571	5-42
17576	5-38
17620	5-31
17690	5-28
17902	12-74
17912	12-73
18040	8-98
18060	8-99
18120	8-97
18140	8-97
18550	8-96
18570	8-96
18600	8-100
2	
20000	6-7
20010	6-4
20030	6-6
20108	4-3
20130	4-7
20132	4-7
20140	4-5
20145	4-10

Skupina	Strana
20147	4-11
20150	4-7
20155	4-10
20157	4-11
20160	4-5
20170	4-7
20200	4-4
20220	4-6
20230	4-6
20232	4-6
20235	4-13
20240	4-20
20252	4-20
20300	4-5
20302	4-5
20330	4-10
20360	4-13
20372	4-10
20376	4-6
20380	4-5
20395	4-11
20410	4-11
20420	8-94
20430	8-94
20460	4-24
20464	4-24
20466	4-24
20470	4-25
20474	4-26
20476	4-26
20478	4-27
20610	8-92
20620	8-92
20630	8-92
20640	8-92
20650	8-92
20660	8-93
20661	8-93
20663	8-81
20710	8-90
20750	8-91
21500	4-29
21510	4-30
21515	4-30
21520	4-31
21540	4-33
21560	4-27
22060	4-55
22080	4-39
22082	4-41
22090	4-42
22100	4-38
22180	4-37
22190	4-37
22200	4-59
22280	4-57
22290	4-57

Skupina	Strana
22320	4-45
22330	4-47
22380	4-58
22382	4-58
22383	4-58
22384	4-58
22386	4-59
22390	4-58
22393	4-58
22534	4-50
22538	4-51
22551	4-53
22554	4-53
23010	1-17
23510	4-61
23530	4-61
23550	4-62
23620	4-62
23660	4-62
24210	6-31
24220	6-27
24402	6-12
24412	6-23
24422	6-41
24510	6-11
24515	6-11
24520	6-10
24540	6-21
24560	6-22
24565	6-22
24570	6-28
24640	6-16
24650	6-55
24660	6-36
24662	6-37
24665	6-36
24670	6-45
24671	6-44
24672	6-45
24677	6-49
24690	6-52
24691	6-51
24692	6-52
24700	3-117
24769	3-115
24770	3-115
24800	6-37
24810	6-37
24840	6-45
24862	6-56
24874	6-56
24904	6-35
24992	6-34
25110	6-182
25130	6-179
25710	6-189
25750	10-126

Skupina	Strana
25751	10-127
25860	6-200
25862	6-200
26000	6-73
26040	6-77
26080	6-98
26100	6-74
26180	6-99
26200	6-79
26210	6-80
26220	6-88
26240	6-96
26300	6-83
26400	6-80
26402	6-80
26432	6-89
26450	6-95
26452	6-95
26456	6-103
26501	6-84
26521	6-91
26600	6-73
26620	6-75
26640	6-76
26660	6-78
26670	6-79
26680	6-87
26690	6-88
26700	6-94
26760	6-79
26770	6-88
26780	6-95
26820	6-130
26910	10-121
27010	6-60
27100	6-57
27160	6-59
27180	6-58
27410	9-22
28100	6-100
29240	6-154
29242	6-155
29243	6-159
29248	6-155
29310	6-160
29340	6-168
29345	6-169
29346	6-170
29349	6-157
29353	6-157
29360	6-160
29367	6-171
29370	6-157
29375	6-160
29385	6-158
29390	6-201
29440	6-155

Skupina	Strana
29570	6-107
29580	6-139
29581	6-139
3	
30000	6-149
30005	6-149
30015	6-150
30025	6-165
30030	6-166
30040	6-166
30100	6-151
30105	6-151
30115	6-152
30125	6-167
30130	6-167
30140	6-168
30205	6-176
30225	6-177
30230	6-177
30250	6-164
30300	6-130
30305	6-131
30310	6-131
30320	6-119
30325	6-120
30330	6-120
30350	6-134
30355	6-134
30360	6-135
30365	6-141
30375	6-141
30380	6-126
30385	6-126
30390	6-127
30400	6-128
30410	6-135
30415	6-136
30420	6-136
30500	8-4
30502	8-9
30505	8-11
30509	8-33
30510	8-27
30530	8-17
30531	8-17
30532	8-17
30537	8-14
30539	8-16
30550	8-65
30551	8-65
30552	8-65
30553	8-66
30554	8-71
30564	8-39
30565	8-39
30569	8-32
30570	8-43

Skupina	Strana
30575	8-51
30576	8-52
30577	8-51
30579	8-54
30580	8-85
30581	8-84
30585	8-79
30595	8-86
30596	8-87
30650	12-6
30660	12-8
30664	12-10
30666	12-19
30667	12-12
30668	12-21
30669	12-23
30900	12-119
30901	12-120
30902	12-120
30903	12-125
30904	12-125
30905	12-121
30906	12-128
30907	12-128
30908	12-127
30950	11-22
31100	6-138
31120	6-123
31140	6-133
31230	6-137
31235	6-137
31250	6-123
31255	6-122
31256	6-132
31260	6-132
31282	6-145
31290	6-61
31305	6-198
31310	6-199
31411	6-143
31416	6-143
31426	6-144
31445	6-140
31460	6-142
31480	6-129
31535	6-146
31536	6-147
31570	6-146
31572	6-146
31702	6-115
31705	6-112
31710	6-111
31711	6-111
31720	6-112
31780	6-116
31781	6-116
31810	6-138

Přehled produktových skupin

Skupina	Strana
31815	6-138
31820	6-123
31825	6-123
31830	6-133
31860	6-138
31870	6-124
31880	6-133
32635	9-64
32642	9-67
33190	9-57
33410	9-77
33600	9-74
33610	9-73
33620	9-76
33650	9-74
33670	9-75
33695	9-75
33900	9-68
34110	9-55
34113	9-60
34120	9-62
34121	9-78
34125	9-70
34126	9-61
34128	9-72
34130	9-57
34140	9-63
34150	9-59
34180	9-58
34184	9-64
34185	9-69
34186	9-59
34190	9-56
34200	9-63
34205	9-71
34250	9-71
34310	9-56
34320	9-65
34330	9-65
34350	9-66
35145	9-79
35146	9-80
35760	9-79
36000	7-121
36050	7-124
36200	7-126
36215	7-127
36230	7-131
36233	7-128
36239	7-129
36250	7-129
36251	7-130
36252	7-130
36265	7-132
36270	7-89
36273	7-89
36300	7-83

Skupina	Strana
36302	7-84
36303	7-85
36307	7-86
36325	7-93
36326	7-94
36390	7-105
36395	7-104
36396	7-105
36397	7-105
36411	7-105
36420	7-106
36425	7-106
36450	7-91
36460	7-92
37000	7-50
37020	7-50
37024	7-51
37025	7-51
37030	7-50
37060	7-51
37070	7-66
37080	7-64
37092	7-65
37110	7-63
37120	7-63
37150	7-62
37160	7-62
37200	7-57
37220	7-58
37240	7-60
37260	7-82
37265	7-108
37282	7-107
37300	7-81
37302	7-81
37320	7-79
37400	7-77
37420	7-77
37430	7-78
37440	7-78
37460	7-73
37480	7-73
37500	7-68
37520	7-68
37560	7-67
37580	7-72
37590	7-72
37810	7-135
37815	7-135
37820	7-135
37840	7-133
37845	7-134
37900	7-109
37901	7-111
37910	7-110
37920	7-112
37979	7-98

Skupina	Strana
37980	7-96
37981	7-102
37982	7-99
37983	7-103
37984	7-101
37985	7-96
37986	7-99
37987	7-102
37988	7-103
38031	7-5
38043	7-20
38045	7-20
38047	7-21
38053	7-18
38055	7-18
38057	7-19
38063	7-14
38065	7-14
38067	7-15
38073	7-16
38075	7-16
38077	7-17
38080	7-6
38081	7-5
38093	7-7
38100	7-5
38125	7-7
38130	7-5
38131	7-31
38133	7-31
38140	7-6
38143	7-6
38152	7-6
38157	7-6
38160	7-33
38180	7-34
38190	7-34
38200	7-11
38205	7-11
38209	7-38
38210	7-38
38211	7-39
38212	7-39
38220	7-39
38230	7-41
38240	7-40
38250	7-25
38270	7-22
38280	7-22
38300	7-142
38310	7-142
38320	7-142
38400	7-44
38401	7-45
38410	7-44
38420	7-23
38430	7-24

Skupina	Strana
38435	7-24
38438	7-24
38490	7-145
38495	7-145
38500	7-145
38520	7-143
38540	7-144
38583	7-140
38585	7-140
38590	7-141
38600	7-139
38602	7-140
38650	7-113
38670	7-118
38684	7-116
38690	7-115
38740	7-12
38760	7-27
38793	7-151
38796	7-151
38801	7-152
38802	7-152
38803	7-153
38805	7-153
38806	7-153
38807	7-153
38808	7-154
38810	7-154
38812	7-155
38814	7-155
38816	7-155
38840	7-158
38869	7-156
38871	7-156
38873	7-156
38874	7-156
38875	7-156
38877	7-157
38883	7-157
38885	7-157
38887	7-157
38900	12-114
38950	12-115
38958	7-28
39000	9-3
39011	9-10
39012	9-11
39060	9-28
39070	9-5
39078	9-9
39080	9-8
39090	9-12
39100	9-27
39140	9-23
39150	9-25
39200	9-50
39220	9-51

Skupina	Strana
39250	9-46
39270	9-49
39310	9-37
39350	9-37
39360	9-38
39400	9-31
39410	9-33
39610	9-41
39630	9-42
39660	9-45
39680	9-44
39700	9-13
39710	9-14
39720	9-16
39730	9-17
39740	9-19
39750	9-20
39760	9-21
39797	9-35
4	
41000	11-3
41010	11-14
41020	11-24
41030	11-23
41040	11-24
43010	12-9
43011	12-9
43019	12-11
43020	12-10
43024	12-14
43025	12-18
43026	12-18
43030	12-23
43033	12-15
43055	12-22
43062	12-13
43063	12-13
43065	12-16
43074	12-16
43076	12-17
43080	12-7
43081	12-7
43110	12-20
43111	12-20
43115	12-21
43213	12-116
43214	12-117
43241	12-25
43246	12-24
43270	12-26
43271	12-27
43272	12-27
43273	12-27
43274	12-27
43275	12-28
43276	12-28
43279	12-27

Skupina	Strana
43280	12-26
43295	12-122
43299	12-122
43310	12-123
43317	12-120
43323	12-123
43324	12-124
43325	12-125
45008	2-43
45010	1-33
45070	4-9
45080	3-13
45110	3-51
45140	10-98
45150	7-30
45180	7-29
45184	7-8
45191	7-147
45192	7-148
45193	7-148
45205	2-15
45208	2-44
45210	1-33
45270	4-9
45280	3-13
45300	3-71
45425	6-48
45445	6-40
45790	7-52
45810	1-33
45850	3-13
45910	1-34
45920	3-13
45930	7-9
45940	4-9
46010	1-33
46060	1-34
46090	4-9
46210	1-60
46290	4-20
47000	3-13
47030	3-34
47050	3-14
47100	3-28
47170	3-26
47195	3-45
47220	2-98
47300	3-101
47340	3-97
47360	3-98
47480	6-205
47490	6-207
47500	3-113
47510	3-114
47511	3-114
47530	6-210
47550	3-104

Skupina	Strana
47560	3-104
47570	3-105
47711	10-103
47715	10-103
47720	10-102
47750	10-102
47780	10-101
47790	10-101
47796	10-100
48020	6-14
48040	6-18
48170	6-25
48180	6-30
48210	6-31
48220	6-27
48520	6-15
48530	6-18
48550	6-26
48570	6-30
49210	6-184
49230	6-181
49250	6-186
49310	6-184
49330	6-181
49350	6-186
5	
50020	7-29
50030	7-30
50040	7-34
50060	7-8
50065	7-8
50100	7-26
50150	7-34
50210	9-40
50230	10-97
50260	10-97
50280	10-98
50300	7-148
50301	7-148
50302	7-149
50303	7-149
50332	7-149
50333	7-149
50334	7-150
50370	9-33
50380	9-35
50390	9-40
50500	7-66
50540	7-79
50670	9-32
50680	9-34
50900	7-150
51000	1-12
51010	1-27
51012	1-35
51014	1-68
51018	1-66

Skupina	Strana
51020	2-18
51028	2-60
51029	2-55
51030	2-52
51036	10-110
51037	10-112
51040	2-34
51041	2-62
51042	2-37
51044	2-65
51047	2-44
51050	2-10
51051	2-19
51052	2-16
51056	2-21
51060	2-41
51064	4-8
51068	4-3
51070	4-8
51071	4-10
51072	4-12
51074	4-8
51076	4-24
51077	4-25
51080	3-10
51081	3-20
51082	3-11
51088	3-117
51089	3-11
51090	3-34
51092	3-36
51093	3-34
51095	3-115
51097	10-109
51098	3-123
51100	3-10
51101	3-45
51102	10-6
51104	10-7
51106	3-44
51108	3-76
51109	3-29
51110	6-23
51111	6-23
51112	3-82
51113	3-124
51119	3-78
51120	6-12
51121	6-12
51122	6-43
51128	3-118
51140	6-16
51160	3-16
51162	3-11
51166	3-37
51170	4-26
51178	3-111

Skupina	Strana
51180	3-108
51182	3-109
51183	3-110
51190	10-128
51200	3-41
51207	6-19
51208	6-20
51209	6-34
51210	6-29
51212	10-100
51215	6-32
51220	3-86
51221	3-38
51222	3-39
51224	3-88
51225	3-89
51230	2-87
51240	2-80
51250	2-84
51260	2-71
51270	4-31
51280	4-28
51281	5-38
51285	4-34
51287	5-37
51289	6-33
51290	6-9
51291	6-8
51292	6-4
51293	6-6
51296	6-8
51300	6-46
51302	6-46
51305	6-49
51320	6-52
51322	6-53
51325	6-54
51327	6-67
51329	6-68
51330	6-66
51331	6-68
51340	6-38
51342	6-38
51345	6-41
51350	10-97
51370	7-136
51371	7-136
51372	7-136
51373	7-137
51380	3-100
51390	7-58
51400	3-97
51405	3-102
51410	7-45
51415	7-22
51416	7-21
51417	7-19

Skupina	Strana
51418	7-15
51419	7-17
51420	7-7
51422	6-117
51427	7-35
51428	9-29
51430	9-24
51435	7-121
51437	7-124
51440	7-126
51445	7-132
51446	7-128
51447	7-90
51448	7-88
51450	7-51
51456	7-81
51458	7-80
51460	7-78
51462	7-74
51463	7-68
51468	7-105
51480	9-34
51490	9-31
51500	1-72
51501	1-73
51503	6-206
51505	1-81
51506	1-82
51520	7-65
51530	7-39
51531	7-32
51532	7-24
51533	7-43
51534	7-27
51535	7-29
51540	7-114
51546	10-99
51550	7-64
51551	7-62
51552	7-139
51554	7-139
51555	7-141
51556	7-140
51557	7-141
51560	9-4
51572	10-118
51573	10-123
51574	10-115
51577	7-42
51578	10-114
51580	9-6
51582	9-18
51583	9-19
51585	9-15
51586	9-16
51588	10-122
51589	9-21

Skupina	Strana
51590	7-41
51591	10-113
51592	10-116
51593	10-119
51594	10-124
51595	10-120
51596	10-124
51597	10-125
51598	10-119
51599	10-117
51600	6-74
51620	6-75
51640	6-77
51650	6-99
51651	6-101
51652	6-108
51653	6-109
51660	6-81
51661	6-82
51663	6-86
51664	6-84
51667	10-113
51668	10-121
51669	10-122
51670	6-81
51671	10-126
51672	10-111
51673	10-115
51674	10-127
51675	10-128
51680	6-89
51681	6-89
51683	6-92
51689	6-96
51690	6-96
51693	6-102
51700	9-38
51710	3-71
51718	3-54
51720	3-64
51728	3-51
51729	3-50
51730	3-50
51734	3-81
51735	3-84
51738	3-80
51739	3-53
51740	5-3
51742	5-16
51743	5-18
51744	5-17
51750	6-156
51756	6-172
51760	6-104
51761	6-105
51762	6-106
51764	6-104

Skupina	Strana
51765	6-105
51766	6-106
51767	6-104
51768	6-105
51769	6-106
51770	6-169
51771	6-114
51773	6-162
51774	6-164
51775	6-161
51777	6-114
51780	6-193
51781	6-191
51785	6-191
51786	6-193
51787	6-191
51788	6-193
51789	6-171
51790	5-5
51792	6-196
51793	6-195
51794	6-197
51795	6-195
51796	6-197
51797	6-195
51798	6-72
51799	6-115
51800	3-104
51801	6-72
51810	3-102
51812	6-209
51820	6-208
51828	6-205
51829	6-204
51830	3-112
51840	3-113
51843	6-194
51844	6-192
51845	6-194
51846	6-192
51847	6-194
51848	6-192
51849	6-197
51850	6-196
51851	6-197
51852	6-196
51860	6-183
51864	6-93
51866	6-189
51870	6-180
51874	6-188
51876	6-187
51878	6-178
51880	6-185
51886	6-190
51890	6-176
51891	6-112

Přehled produktových skupin

Skupina	Strana	Skupina	Strana	Skupina	Strana	Skupina	Strana	Skupina	Strana	Skupina	Strana
51892	6-113	54124	13-14	54210	13-44	54307	13-72	54538	13-94	54596	13-110
51893	6-113	54125	13-15	54211	13-45	54308	13-73	54539	13-83	54597	13-108
51894	6-113	54126	13-15	54212	13-45	54309	13-73	54540	13-86	54598	13-108
51900	6-174	54127	13-16	54213	13-45	54310	13-73	54541	13-96	54599	13-114
51908	7-143	54128	13-17	54214	13-45	54311	13-73	54542	13-96	54600	13-112
51910	7-115	54129	13-15	54215	13-45	54312	13-73	54543	13-96	54601	13-112
51914	7-118	54130	13-15	54216	13-46	54313	13-73	54544	13-86	54602	13-113
51920	7-146	54131	13-15	54217	13-47	54314	13-74	54545	13-86	54603	13-111
51922	7-144	54132	13-19	54218	13-47	54315	13-74	54546	13-97	54604	13-113
51930	7-25	54133	13-19	54219	13-48	54316	13-75	54547	13-88	54605	13-115
51935	10-10	54134	13-19	54220	13-48	54317	13-75	54548	13-88	54606	13-115
51936	10-10	54135	13-19	54221	13-48	54318	13-75	54549	13-99	54607	13-116
51940	5-8	54136	13-19	54222	13-50	54319	13-76	54550	13-102	54608	13-116
51941	5-8	54137	13-19	54223	13-49	54320	13-76	54551	13-99	54609	13-116
51950	5-11	54138	13-15	54224	13-49	54321	13-77	54552	13-102	54610	13-116
51951	5-11	54139	13-20	54225	13-50	54322	13-78	54553	13-99	54611	13-116
51961	2-92	54140	13-21	54226	13-51	54323	13-78	54554	13-102	54612	13-116
51962	2-93	54141	13-137	54227	13-51	54324	13-79	54555	13-99	54613	13-117
51964	2-95	54142	13-20	54228	13-52	54325	13-79	54556	13-102	54614	13-117
51965	2-96	54143	13-21	54229	13-53	54326	13-80	54557	13-99	54615	13-117
51966	2-97	54144	13-22	54230	13-53	54500	13-82	54558	13-102	54616	13-118
51970	9-41	54145	13-23	54231	13-54	54501	13-85	54559	13-99	54617	13-118
52420	7-8	54146	13-23	54232	13-55	54502	13-82	54560	13-102	54618	13-119
52451	7-52	54147	13-24	54233	13-55	54503	13-82	54561	13-100	54619	13-119
53080	3-11	54148	13-24	54234	13-55	54504	13-87	54562	13-103	54620	13-119
53162	3-12	54149	13-24	54235	13-55	54505	13-89	54563	13-100	54621	13-119
53460	7-79	54150	13-25	54236	13-55	54506	13-89	54564	13-103	54622	13-120
53510	1-16	54151	13-26	54237	13-57	54507	13-92	54565	13-100	54623	13-121
53520	1-31	54152	13-26	54238	13-57	54508	13-90	54566	13-103	54624	13-121
53521	1-32	54153	13-26	54239	13-57	54509	13-90	54567	13-100	54625	13-122
53570	2-14	54154	13-26	54240	13-58	54511	13-92	54568	13-103	54626	13-122
53580	3-12	54155	13-26	54241	13-59	54512	13-93	54569	13-100	54627	13-123
53581	3-20	54156	13-27	54242	13-59	54513	13-85	54570	13-103	54628	13-123
54100	13-3	54157	13-22	54243	13-59	54514	13-82	54571	13-100	54629	13-124
54101	13-3	54158	13-29	54244	13-59	54515	13-82	54572	13-103	54630	13-125
54102	13-5	54159	13-29	54245	13-61	54516	13-85	54573	13-94	54631	13-125
54103	13-9	54160	13-30	54246	13-61	54517	13-82	54574	13-94	54632	13-127
54104	13-6	54161	13-30	54247	13-61	54518	13-90	54576	13-104	54633	13-127
54105	13-6	54162	13-30	54248	13-64	54519	13-93	54577	13-104	54634	13-127
54106	13-6	54163	13-30	54249	13-65	54520	13-90	54578	13-105	54635	13-127
54107	13-6	54164	13-31	54250	13-65	54521	13-90	54579	13-105	54636	13-127
54108	13-9	54165	13-32	54251	13-65	54522	13-94	54580	13-105	54637	13-127
54109	13-6	54166	13-34	54252	13-66	54523	13-87	54581	13-106	54638	13-128
54110	13-9	54167	13-32	54253	13-66	54524	13-90	54582	13-106	54639	13-128
54111	13-9	54168	13-33	54254	13-67	54525	13-91	54583	13-107	54640	13-128
54112	13-6	54169	13-33	54255	13-67	54526	13-88	54584	13-108	54641	13-129
54113	13-7	54170	13-33	54256	13-68	54527	13-85	54585	13-108	54642	13-129
54114	13-10	54171	13-35	54257	13-68	54528	13-85	54586	13-108	54643	13-131
54115	13-7	54200	13-37	54258	13-56	54529	13-91	54587	13-111	54644	13-131
54116	13-7	54201	13-37	54259	13-62	54530	13-85	54588	13-111	54645	13-132
54117	13-7	54202	13-37	54300	13-69	54531	13-83	54589	13-111	54646	13-132
54118	13-10	54203	13-38	54301	13-71	54532	13-83	54590	13-111	54647	13-132
54119	13-11	54204	13-39	54302	13-72	54533	13-83	54591	13-111	54648	13-132
54120	13-11	54206	13-41	54303	13-72	54534	13-91	54592	13-114	54649	13-132
54121	13-12	54207	13-41	54304	13-72	54535	13-95	54593	13-114	54650	13-132
54122	13-12	54208	13-41	54305	13-72	54536	13-95	54594	13-109	54651	13-133
54123	13-14	54209	13-41	54306	13-72	54537	13-86	54595	13-109	54652	13-133

Skupina	Strana	Skupina	Strana	Skupina	Strana	Skupina	Strana	Skupina	Strana	Skupina	Strana
54653	13-133	55221	3-38	55512	9-49	55950	5-11	56806	12-145	57012	12-81
54654	13-134	55225	3-89	55516	9-51	55951	5-12	56818	12-136	57013	12-55
54655	13-134	55230	2-87	55520	7-65	55961	2-92	56819	12-135	57014	12-90
54656	13-135	55240	2-80	55530	7-39	55962	2-93	56824	12-138	57015	12-90
54701	13-136	55250	2-84	55531	7-33	55963	2-94	56830	12-137	57020	12-81
54702	13-136	55260	2-71	55532	7-24	55964	2-95	56832	12-132	57021	12-81
54703	13-137	55270	4-32	55533	7-43	55965	2-96	56833	12-128	57023	12-82
54704	13-42	55280	4-28	55534	7-28	55966	2-98	56834	12-126	57025	12-84
54705	13-43	55282	5-38	55540	7-114	55970	9-43	56835	12-131	57027	12-85
54706	13-43	55285	4-34	55551	7-62	56050	4-21	56837	12-133	57028	12-85
55000	1-14	55292	6-5	55561	6-165	56052	4-22	56839	12-134	57030	12-91
55010	1-29	55293	6-7	55577	7-42	56054	4-23	56840	12-130	57031	12-92
55012	1-36	55300	6-47	55580	9-7	56090	1-17	56843	12-140	57033	12-92
55018	1-67	55302	6-48	55590	7-41	56100	1-34	56890	12-141	57035	12-93
55020	2-19	55303	6-50	55651	6-101	56120	2-19	56901	12-103	57037	12-94
55025	2-61	55320	6-53	55660	6-83	56170	4-9	56914	12-75	57040	12-78
55030	2-53	55322	6-53	55661	6-82	56200	3-14	56915	12-76	57041	12-78
55032	2-55	55325	6-55	55664	6-85	56210	12-139	56916	12-75	57043	12-79
55040	2-35	55340	6-39	55680	6-90	56220	3-65	56921	12-78	57045	12-79
55042	2-38	55342	6-40	55681	6-90	56230	6-207	56922	12-77	57046	12-79
55047	2-45	55345	6-42	55683	6-92	56240	3-114	56931	12-85	57048	12-79
55050	2-12	55350	10-99	55689	6-97	56250	3-98	56940	12-104	57049	12-94
55060	2-42	55380	3-101	55690	6-97	56280	3-107	56949	2-89	57050	12-87
55067	4-13	55390	7-58	55693	6-103	56290	3-107	56950	12-56	57051	12-87
55068	4-4	55400	3-97	55700	9-39	56300	7-8	56951	12-56	57053	12-88
55070	4-8	55402	3-97	55718	3-54	56310	7-9	56952	12-59	57054	12-88
55071	4-11	55410	7-45	55720	3-64	56320	7-26	56953	12-59	57060	12-105
55072	4-12	55415	7-23	55730	3-51	56330	7-40	56954	12-108	57061	12-105
55074	4-9	55416	7-21	55734	3-81	56332	7-40	56955	12-91	57063	12-95
55080	3-12	55417	7-19	55735	3-84	56410	6-15	56956	12-97	57064	12-95
55081	3-20	55418	7-15	55738	3-80	56420	6-18	56957	12-97	57066	12-89
55088	3-117	55419	7-17	55739	3-53	56440	6-26	56958	12-97	57067	12-89
55089	3-12	55420	7-7	55740	5-3	56460	6-33	56959	12-97	57070	12-101
55090	3-34	55425	7-32	55750	6-156	56480	10-104	56960	12-98	57071	12-101
55092	3-37	55426	7-34	55755	6-163	56610	6-202	56961	12-98	57076	12-102
55095	3-116	55427	7-35	55775	6-161	56660	1-97	56964	12-99	57077	12-103
55098	3-123	55436	7-97	55782	5-2	56661	1-98	56965	12-99	57080	12-106
55100	3-12	55437	7-97	55790	5-5	56662	1-98	56966	12-86	57081	12-106
55101	3-46	55438	7-98	55792	3-106	56672	12-129	56970	12-82	57083	12-107
55102	10-7	55443	7-93	55793	3-106	56680	12-142	56971	12-102	57084	12-107
55104	10-8	55447	7-90	55800	3-104	56690	12-143	56972	12-86	57090	12-80
55106	3-44	55450	7-51	55810	3-103	56710	12-144	56973	12-99	57091	12-80
55108	3-76	55453	7-100	55820	6-208	56730	12-83	56974	12-99	57092	12-80
55109	3-30	55454	7-101	55860	6-183	56735	12-83	56975	12-56	57425	12-47
55110	6-25	55456	7-100	55870	6-180	56740	12-84	56976	12-57	57426	12-47
55113	3-124	55460	7-78	55874	6-188	56760	12-145	56977	12-57	57475	12-47
55119	3-78	55462	7-74	55878	6-179	56767	12-146	56978	12-57	57476	12-48
55120	6-13	55463	7-97	55880	6-186	56770	12-143	56979	12-58	57510	12-48
55140	6-17	55464	7-98	55900	6-175	56772	12-147	56980	12-58	57560	12-49
55160	3-17	55465	7-100	55908	7-143	56780	12-148	56988	12-93	57578	12-50
55166	3-37	55466	7-101	55910	7-115	56783	12-149	57001	12-60	57580	12-50
55178	3-112	55490	9-32	55914	7-118	56790	10-106	57003	12-96	57600	12-52
55180	3-108	55500	1-72	55920	7-146	56792	10-104	57004	12-100	57605	12-51
55200	3-41	55501	1-74	55922	7-144	56795	10-105	57005	12-100	57650	12-52
55210	6-29	55505	1-82	55930	7-26	56797	10-105	57007	12-52	57655	12-51
55212	10-100	55506	1-82	55940	5-8	56799	12-142	57008	12-53	57676	12-71
55220	3-86	55510	9-48	55941	5-9	56800	12-146	57011	12-81	57730	12-68

Přehled produktových skupin

Skupina	Strana
57745	12-69
57747	12-69
57748	12-69
57749	12-70
57750	12-70
57770	12-61
57771	12-62
57779	12-63
57780	12-63
57792	12-64
57793	12-65
57794	12-66
57795	12-67
57805	12-68
57807	12-72
6	
60311	10-56
60313	10-56
60315	10-57
60317	10-58
60319	10-55
60321	10-55
60323	10-59
60325	10-58
60331	10-59
61015	10-20
61020	10-20
61035	10-20
61040	10-21
61055	10-21
61060	10-21
61115	10-21
61120	10-21
61135	10-22
61140	10-22
61155	10-22
61165	10-22
61170	10-22
61180	10-23
61265	10-27
61290	10-29
61300	10-29
61317	10-31
61355	10-31
61390	10-31
61415	10-24
61420	10-24
61430	10-25
61435	10-25
61440	10-25
61450	10-23
61515	10-24
61530	10-24
61555	10-25
61570	10-26
61615	10-24
61630	10-25

Skupina	Strana
61650	10-26
61670	10-26
61810	10-27
61850	10-32
61860	10-31
61936	10-30
61937	10-30
61938	10-30
61939	10-30
61941	10-33
61942	10-34
61944	10-16
61945	10-17
61946	10-17
61948	10-19
61949	10-19
61951	10-28
61952	10-18
61953	10-18
61961	10-28
61963	10-33
62255	10-61
62257	10-62
62265	10-63
62267	10-64
62272	10-75
62273	10-75
62274	10-76
62276	10-76
62282	10-77
62283	10-78
62284	10-78
62285	10-79
62286	10-79
62302	10-80
62303	10-80
62304	10-81
62305	10-82
62306	10-82
62323	10-83
62325	10-85
62332	10-85
62411	10-66
62412	10-68
62413	10-67
62414	10-70
62415	10-71
62416	10-72
62417	10-73
63050	8-88
63051	8-85
63052	8-88
63060	8-85
63100	8-7
63110	8-7
63120	8-10
63121	8-11

Skupina	Strana
63150	8-8
63152	11-26
63158	8-5
63159	8-5
63160	8-9
63174	8-32
63186	8-83
63187	8-80
63188	8-80
63189	8-82
63190	8-35
63191	8-34
63192	8-38
63195	8-36
63196	8-37
63223	8-26
63226	8-49
63227	8-89
63240	8-15
63243	8-86
63248	8-16
63252	8-85
63260	8-24
63261	8-19
63270	8-13
63276	8-12
63277	8-12
63298	8-31
63300	8-20
63309	8-21
63310	8-22
63312	8-23
63313	8-23
63320	8-53
63321	8-53
63322	8-54
63323	8-73
63324	8-68
63325	8-69
63328	8-67
63400	8-47
63410	8-48
63421	8-74
63422	8-75
63428	8-55
63445	8-76
63500	10-35
63560	8-40
63562	8-40
63590	8-40
63600	8-42
63601	8-41
63611	8-28
63615	8-29
63616	8-29
63617	8-30
63690	8-77

Skupina	Strana
63691	8-86
64010	10-86
64030	10-87
64050	10-86
64100	10-36
64108	10-37
64122	10-38
64130	10-39
64132	10-41
64134	10-40
64136	10-45
64140	10-46
64144	10-44
64152	10-48
64154	10-47
64158	10-43
64162	10-41
64163	10-44
64168	10-42
64180	10-49
64270	10-52
64271	10-52
64272	10-51
64273	10-53
64275	10-50
64500	12-33
64501	12-37
64502	12-37
64503	12-35
64504	12-36
64505	12-38
64506	12-38
64507	12-34
65411	3-120
65421	8-50
65435	8-46
65445	8-47
65450	8-44
66813	12-110
66816	12-110
66819	12-111
66860	12-111
66910	12-111
66920	12-111
66930	12-111
66950	12-112
66955	12-112
66960	12-113
66970	12-113
66990	12-113
67020	6-63
67080	6-64
67155	6-65
67551	6-70
67552	6-71
67553	6-71
69025	3-128

Skupina	Strana
69035	3-133
69045	3-131
69135	3-127
69155	3-130
69190	3-136
69195	3-137
69315	3-128
69335	3-132
69355	3-136
69400	3-129
69407	3-129
69435	3-133
69440	3-135
69445	3-134
69450	3-134
69525	3-131
69526	3-128
69670	3-140
69685	3-139
69975	3-138
7	
70520	8-60
70521	8-61
70522	8-62
70523	8-62
70524	8-63
70525	8-58
70526	8-59
70527	8-56
70528	8-56
70529	8-56
70530	8-57
70531	8-57
70532	8-57
70615	8-84
70636	8-82
70646	8-82
70665	8-25
70880	8-18
70882	8-18
70927	8-70
70967	8-55
71010	3-148
71020	3-149
71021	3-149
71030	3-151
71040	3-150
71050	3-151
71090	3-152
71110	3-145
71120	3-146
71121	3-146
71130	3-148
71140	3-147
71210	3-145
71310	3-142
71320	3-143

Skupina	Strana
71330	3-144
71340	3-144
71410	3-142
71510	3-153
71550	3-171
71551	3-173
71552	3-172
71554	3-173
71556	3-174
71560	3-172
71566	3-171
71570	10-88
71580	3-177
71592	3-176
71595	3-175
71597	3-176
71610	3-154
71620	3-154
71640	3-155
71710	3-155
71711	3-156
71720	3-156
71730	3-157
71740	3-156
71760	3-159
71762	3-162
71764	3-161
71766	3-160
71768	3-160
71770	3-160
71772	3-161
71774	3-163
71776	3-164
71778	3-164
71780	3-164
71782	3-165
71784	3-166
71786	3-167
71788	3-159
71790	3-163
71792	3-168
71794	3-168
71796	3-168
71798	3-169
71810	3-158
71860	3-158
71910	3-150
71920	3-147
71930	3-143
71940	3-154
71950	3-157
72000	6-109
72002	6-109
72004	9-67
72005	6-108
72008	6-107
72011	6-110

Skupina	Strana
72018	6-110
72022	6-108
72030	7-61
72037	7-151
72045	6-100
72100	12-39
72110	12-39
72122	3-43
72123	3-43
72130	3-42
72131	3-42
72150	12-40
72160	12-41
72170	12-43
72185	12-46
72186	12-44
72210	12-42
72213	12-42
72220	12-44
72221	12-45
72230	12-43
72240	12-45
72243	12-45
72260	12-46
72293	3-119
72340	3-119
72350	3-118
8	
87911	12-54
87916	12-54

Skupina	Strana
U	
U01000	1-43
U01060	1-52
U01062	1-53
U01080	1-84
U01100	3-22
U01120	3-25
U01200	1-44
U01300	3-22
U01330	3-25
U04100	1-47
U04104	1-46
U04120	3-22
U04122	3-22
U04160	1-54
U04162	3-25
U04180	3-25
U04181	3-25
U04360	1-56
U07000	2-22
U07001	2-25
U07040	2-28
U07111	2-66
U07150	2-56
U07151	2-57
U07230	2-58
U07410	2-46
U07415	2-47
U07566	2-49
U07800	2-85

Skupina	Strana
U07810	2-82
U07820	2-88
U07840	2-73
U07845	2-90
U07852	2-75
U07890	2-77
U07891	2-78
U08100	3-21
U08110	3-21
U08160	3-24
U08161	3-24
U08200	1-41
U08210	1-42
U08300	1-76
U08305	1-77
U08307	1-77
U08320	1-77
U12100	3-79
U12120	3-79
U12300	3-55
U12320	3-61
U12348	3-55
U12353	3-62
U12380	3-58
U12381	3-58
U12411	3-56
U12421	3-62
U12422	3-62
U12423	3-57
U12450	3-56

Skupina	Strana
U12601	3-59
U12705	3-60
U12910	3-68
U12920	3-68
U12950	3-69
U12960	3-69
U20170	4-16
U20200	4-14
U20300	4-15
U20360	4-18
U20365	4-18
U37000	7-53
U37020	7-53
U37025	7-54
U37060	7-53
U37170	7-56
U37171	7-57
U37180	7-55
U37183	7-56
U37200	7-59
U37320	7-76
U37321	7-76
U37420	7-70
U37480	7-75
U37500	7-69
U37590	7-69
U38100	7-10
U38130	7-10
U38157	7-10
U38160	7-37

Skupina	Strana
U38200	7-12
U38205	7-13
U38400	7-48
U38402	7-48
U38403	7-47
U38405	7-48
U43150	7-54
U50450	7-71
U50462	7-76
U51000	1-49
U51007	1-57
U51030	2-57
U51041	2-30
U51044	2-67
U51050	2-26
U51060	2-47
U51067	4-19
U51070	4-16
U51080	3-22
U51130	2-59
U51160	3-26
U51205	7-13
U51260	2-74
U51261	2-76
U51390	7-59
U51410	7-48
U51411	3-62
U51420	7-10
U51422	3-59
U51450	7-54

Skupina	Strana
U51460	7-70
U51462	7-75
U51500	1-78
U51530	7-36
U51566	2-50
U51705	3-61
U51718	3-60
U51730	3-57
U51738	3-56
U51915	3-68
U51960	3-70
U53460	7-71
U53462	7-75
U55000	1-50
U55041	2-31
U55050	2-27
U55067	4-19
U55070	4-17
U55080	3-23
U55205	7-13
U55410	7-49
U55411	3-62
U55420	7-10
U55450	7-54
U55460	7-71
U55462	7-75
U55530	7-36
U55730	3-56
U55915	3-68

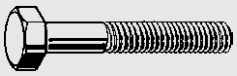
1 Šrouby

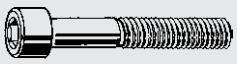
2 Produkty s vnitřním šestihranem

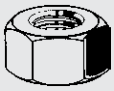
3 Matice, nýtovací matice a závitové vložky

4 Závitové tyče a svorníky

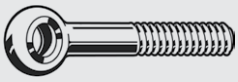
5 Šrouby s okem a hákem

6 Vruty, šrouby

I Seznam

7 Podložky a O-kroužky

8 Kotvy

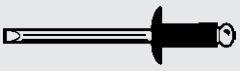
9 Nýty a kolíky

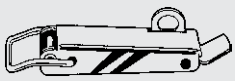
10 Nábytkářský a bezpečnostní materiál

11 Kolekce

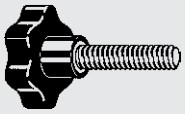
12 Strojní součástky

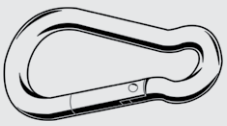
13 Speciální nerezový materiál

T Technické informace

Podložky a O-kroužky 7

Strana 7-4 DIN 125-1A Plochá	Strana 7-9 ASME B18.21.1 Plochá USS	Strana 7-11 DIN 126 Plochá	Strana 7-12 ASME B18.21.1 Plochá SAE	Strana 7-14 NF E25-513 Typ L
Strana 7-16 NF E25-513 Typ LL	Strana 7-18 NF E25-513 Typ M	Strana 7-20 NF E25-513 Typ Z	Strana 7-22 DIN 7989-1 Pro ocelové konstrukce	Strana 7-23 DIN 7349 Pro šrouby s těžkým typem pružných kolíků
Strana 7-25 DIN 433 Pro šrouby s válcovou hlavou	Strana 7-27 DIN 1440 Pro čepy s hlavou	Strana 7-28 DIN 1441 Pro čepy s hlavou	Strana 7-29 Aluminium - Mosaz	Strana 7-30 Hliník AG3
Strana 7-31 ISO 7089 Plochá	Strana 7-32 ISO 7093 Plochá	Strana 7-33 DIN 125-1B Se zkosením	Strana 7-35 ISO 7090 Plochá	Strana 7-36 ASME ≈B18.21.1 Plochá velká
Strana 7-37 ASME ≈B18.21.1 Plochá velká Ocel	Strana 7-38 DIN 9021 3xd	Strana 7-40 DIN 440 R Pro dřevěné konstrukce	Strana 7-42 DIN 440V Pro dřevěné konstrukce	Strana 7-43 DIN 1052 Pro dřevěné konstrukce
Strana 7-44 Karosářská podložka	Strana 7-46 ASME ≈ B18.21.1 Plochá	Strana 7-49 DIN 127 B S rovným zakončením	Strana 7-52 ASME B18.21.1 Spirálová standardní	Strana 7-55 ASME B18.21.1 Spirálová průmyslová
Strana 7-56 ASME B18.21.1 Spirálová extra	Strana 7-57 DIN 7980 Pro šroub s válcovou hlavou	Strana 7-59 ASME B18.21.1 Pro šroub s válcovou hlavou	Strana 7-60 Dvojitá	Strana 7-61 DIN 74361 C Kuželová pružná podložka
Strana 7-61 DIN 137 B Vlnitá	Strana 7-63 DIN 137 A Prohnutá	Strana 7-64 DIN 128 A Prohnutá	Strana 7-66 DIN ≈128 A Pojistná vroubkovaná podložka	Strana 7-67 NF E25-512 Typ JZC
Strana 7-67 DIN 6798 V Typ V	Strana 7-69 ASME B18.21.1 Externí zápustná	Strana 7-69 ASME B18.21.1 Externí/vnitřní	Strana 7-70 ASME B18.21.1 Externí	Strana 7-72 NF ≈E27-626 Typ DD
Strana 7-73 DIN 6798 J Typ J	Strana 7-74 ASME B18.21.1 Vnitřní	Strana 7-76 ASME B18.21.1 Průmyslová	Strana 7-77 DIN 6798 A Typ A	Strana 7-79 DIN 6797 J Typ J

Podložky a O-kroužky 7

Strana 7-80 DIN 6797 A Typ A	Strana 7-82 DIN 43699 Pro spínací zařízení	Strana 7-82 DIN 2093 A Typ A těžká	Strana 7-83 DIN 2093 B Typ B střední	Strana 7-84 DIN 2093 C Typ C lehký
Strana 7-85 DIN 2093 Univerzální použití	Strana 7-88 DIN ≈2093 A/C Typ A těžký	Strana 7-89 DIN 6796 Pro šroubové spoje	Strana 7-90 Kritická aplikace	Strana 7-92 Pro kuličková ložiska
Strana 7-93 Typ M	Strana 7-94 Typ Z	Strana 7-96 NORD-LOCK	Strana 7-98 NORD-LOCK Nemetrická	Strana 7-99 J NORD-LOCK large outside diameter
Strana 7-101 NORD-LOCK velkoplošná nemetrická	Strana 7-102 NORD-LOCK X-Series	Strana 7-102 NORD-LOCK X-Series nemetrická	Strana 7-103 NORD-LOCK X-Series velkoplošná	Strana 7-103 NORD-LOCK X-Series velkoplošná nemetrická
Strana 7-104 Typ S	Strana 7-106 Typ VS	Strana 7-107 NF E25-511 Typ M	Strana 7-108 Typ P	Strana 7-109 DUBO Pro šestihranný šroub s maticí
Strana 7-110 DUBO Pro šroub s vnitřním šestihranem	Strana 7-111 DUBO Ozubený nákružek	Strana 7-113 DIN 93 S dlouhým jazýčkem	Strana 7-114 DIN 463 S jazýčkem a křidélkem	Strana 7-116 DIN 462 S vnitřním jazýčkem
Strana 7-117 DIN 432 S nosem	Strana 7-119 DIN 471 Typ A	Strana 7-122 DIN 472 Typ J	Strana 7-125 DIN 6799 Pojistný třmenový kroužek	Strana 7-126 DIN 7993 A Pojistný kroužek
Strana 7-128 STARLOCK Typ A, nerez krytka	Strana 7-129 STARLOCK Typ 4A	Strana 7-129 STARLOCK Nástroj	Strana 7-130 STARLOCK Magnetická ferule	Strana 7-131 Fixační podložka pro hřídele
Strana 7-132 Typ SL	Strana 7-133 Se šroubem s vnitřním šestihranem	Strana 7-134 Se 2 šrouby s vnitřním šestihranem	Strana 7-134 DIN 705A Se stavěcím šroubem	Strana 7-137 DIN 705A/ISO 4027 (DIN 914) Se 2 stavěcím šroubem
Strana 7-137 DIN 988 Vymezovací podložka	Strana 7-142 DIN 436 Pro dřevěné konstrukce	Strana 7-143 DIN 435 Pro I profily	Strana 7-145 DIN 434 Pro U profily	Strana 7-146 DIN 7603 A/C Těsnicí kroužek

Podložky a O-kroužky 7

Strana 7-150 Těsnící kroužek	Strana 7-151 Podložka automobilová	Strana 7-151 Těsnicí podložka s gumou	Strana 7-152 O-kroužek	Strana 7-158 Guma pro O-kroužky

Plochá podložka

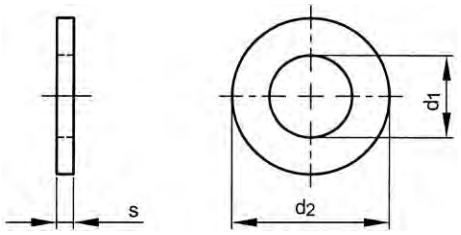

DIN	**125-1A**
ISO	7089
NEN	2269 A

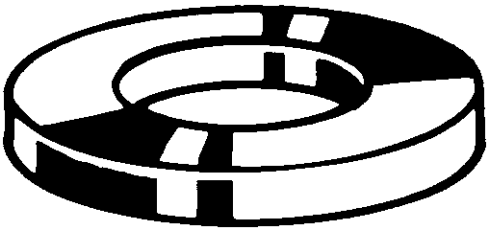

Technické údaje

Pro nom. velikost	d_1	d_2	s	Pro nom. velikost	d_1	d_2	s
M1 (≠DIN)	1.1	3.2	0.3	M18	19	34	3
M1.2 (≠DIN)	1.3	3.8	0.3	M20	21	37	3
M1.4 (≠DIN)	1.5	3.8	0.3	M22	23	39	3
M1.6	1.7	4	0.3	M24	25	44	4
M1.7	1.8	4.5	0.3	M26 (≠DIN)	27.3	49.5	3.8
M2	2.2	5	0.3	M27	28	50	4
M2.5	2.7	6	0.5	M30	31	56	4
M2.6	2.8	7	0.5	M33	34	60	5
M3	3.2	7	0.5	M36	37	66	5
M3.5	3.7	8	0.5	M39	40	72	6
M4	4.3	9	0.8	M42	43	78	7
M5	5.3	10	1	M45	46	85	7
M6	6.4	12	1.6	M48	50	92	8
M7	7.4	14	1.6	M50	52	92	8
M8	8.4	16	1.6	M52	54	98	8
M10	10.5	20	2	M56	58	105	9
M11 (≠DIN)	12	24	2.5	M58 (≠DIN)	60	110	9
M12	13	24	2.5	M60	62	110	9
M14	15	28	2.5	M64	66	115	9
M14.5 (≠DIN)	14.5	22	2.2	M72 (≠DIN)	74.3	123.7	9.75
M16	17	30	3				

- Ploché kruhové podložky bez zkosení dle DIN 125-1 A s minimální tvrdostí 140 HV.
- Vzhledem k nízké mezní pevnosti jsou tyto podložky vhodné k použití výlučně v kombinaci se šrouby jakostní třídy < 8.8 a maticemi jakostní třídy < 8.

Skupiny produktů

Materiál	Třída	Povrchová úprava		Kód	Strana
Oc 140HV				38100	7-5
Oc 140HV		Zn		38031	7-5
Oc 140HV		ZNTHP-NC6		38081	7-5
Oc 140HV		Zn		38130	7-5
Oc 140HV		Zn	Velké Balení	38140	7-6
Oc 140HV		Zn žl		38080	7-6
Oc 140HV		Zn čern.		38143	7-6
Oc 140HV		Žzn		38157	7-6
Oc 140HV		FLZNNC-NC6		38152	7-6
Oc 200HV		Zn		38093	7-7
Oc 200HV		FLZNNC-NC6		38125	7-7
NO A2				51420	7-7
NO A4				55420	7-7
NO A5				52420	7-8
Al				45184	7-8
Br				50060	7-8
Br		Ni.		50065	7-8
Plast PA	PA 6.6			56300	7-8
Plast PA	PA 6.6		Velké Balení	56310	7-9
Ti				45930	7-9

Nářadí, ochranné pomůcky a nástroje pro obrábění kovů, vše na www.fabory.com.

38100 Plochá podložka L01A

Materiál Ocel 140HV

Pro nom. velikost	✉	Kód výrobku	Pro nom. velikost	✉	Kód výrobku	Pro nom. velikost	✉	Kód výrobku
M3	250	38100.030.001	M18	100	38100.180.001	M42	10	38100.420.001
M4	250	38100.040.001	M20	100	38100.200.001	M45	10	38100.450.001
M5	250	38100.050.001	M22	50	38100.220.001	M48	10	38100.480.001
M6	250	38100.060.001	M24	50	38100.240.001	M52	5	38100.520.001
M8	250	38100.080.001	M27	100	38100.270.001	M56	5	38100.560.001
M10	200	38100.100.001	M30	25	38100.300.001	M58	1	38100.580.001
M11	150	38100.110.001	M33	25	38100.330.001	M60	1	38100.600.001
M12	150	38100.120.001	M36	25	38100.360.001	M64	1	38100.640.001
M14	100	38100.140.001	M39	10	38100.390.001	M72	1	38100.720.001
M16	100	38100.160.001						

38031 Plochá podložka bez zkosení hladká L01A

Materiál Ocel 140HV
Povrchová úprava Pozinkované

Pro nom. velikost	✉	Kód výrobku	Pro nom. velikost	✉	Kód výrobku	Pro nom. velikost	✉	Kód výrobku
M3	250	38031.030.001	M11	150	38031.110.001	M22	50	38031.220.001
M4	250	38031.040.001	M12	150	38031.120.001	M24	25	38031.240.001
M5	250	38031.050.001	M14	100	38031.140.001	M27	10	38031.270.001
M6	250	38031.060.001	M16	100	38031.160.001	M30	10	38031.300.001
M8	250	38031.080.001	M18	100	38031.180.001			
M10	200	38031.100.001	M20	100	38031.200.001			

38081 Plochá podložka L95A

Materiál Ocel 140HV
Povrchová úprava Pozinkované, silná pasivace Cr^{3+}

Pro nom. velikost	✉	Kód výrobku	Pro nom. velikost	✉	Kód výrobku	Pro nom. velikost	✉	Kód výrobku
M3	250	38081.030.001	M10	200	38081.100.001	M22	50	38081.220.001
M4	250	38081.040.001	M12	150	38081.120.001	M24	50	38081.240.001
M5	250	38081.050.001	M14	100	38081.140.001	M27	25	38081.270.001
M6	250	38081.060.001	M16	100	38081.160.001	M30	25	38081.300.001
M7	250	38081.070.001	M18	100	38081.180.001			
M8	250	38081.080.001	M20	100	38081.200.001			

38130 Plochá podložka L01A

Materiál Ocel 140HV
Povrchová úprava Pozinkované

Pro nom. velikost	✉	Kód výrobku	Pro nom. velikost	✉	Kód výrobku	Pro nom. velikost	✉	Kód výrobku
M1,6	500	38130.016.001	M11	150	38130.110.001	M33	25	38130.330.001
M2	500	38130.020.001	M12	150	38130.120.001	M36	25	38130.360.001
M2,5	500	38130.025.001	M14	100	38130.140.001	M39	10	38130.390.001
M2,6	500	38130.026.001	M16	100	38130.160.001	M42	10	38130.420.001
M3	250	38130.030.001	M18	100	38130.180.001	M45	10	38130.450.001
M4	250	38130.040.001	M20	100	38130.200.001	M48	10	38130.480.001
M5	250	38130.050.001	M22	50	38130.220.001	M52	5	38130.520.001
M6	250	38130.060.001	M24	50	38130.240.001	M56	5	38130.560.001
M7	250	38130.070.001	M26	50	38130.260.001	M60	5	38130.600.001
M8	250	38130.080.001	M27	25	38130.270.001	M64	5	38130.640.001
M10	200	38130.100.001	M30	25	38130.300.001			

38140 Plochá podložka L01A

Materiál Ocel 140HV
Povrchová úprava Pozinkované

Pro nom. velikost	✉	Kód výrobku	Pro nom. velikost	✉	Kód výrobku	Pro nom. velikost	✉	Kód výrobku
M2	2500	38140.020.001	M6	2000	38140.060.001	M14	400	38140.140.001
M3	2500	38140.030.001	M8	2000	38140.080.001	M16	400	38140.160.001
M3,5	2500	38140.035.001	M10	1000	38140.100.001	M20	250	38140.200.001
M4	2500	38140.040.001	M11	500	38140.110.001	M24	250	38140.240.001
M5	2500	38140.050.001	M12	500	38140.120.001			

38080 Plochá podložka L01A

Materiál Ocel 140HV
Povrchová úprava Pozinkované žlutě pasivované

Pro nom. velikost	✉	Kód výrobku	Pro nom. velikost	✉	Kód výrobku	Pro nom. velikost	✉	Kód výrobku
M3	250	38080.030.001	M10	200	38080.100.001	M20	100	38080.200.001
M4	250	38080.040.001	M11	150	38080.110.001	M22	50	38080.220.001
M5	250	38080.050.001	M12	150	38080.120.001	M24	50	38080.240.001
M6	250	38080.060.001	M14	100	38080.140.001	M27	25	38080.270.001
M7	250	38080.070.001	M16	100	38080.160.001	M30	25	38080.300.001
M8	250	38080.080.001	M18	100	38080.180.001	M33	25	38080.330.001

38143 Plochá podložka L01A

Materiál Ocel 140HV
Povrchová úprava Pozinkované černě pasivované

7

Pro nom. velikost	✉	Kód výrobku	Pro nom. velikost	✉	Kód výrobku	Pro nom. velikost	✉	Kód výrobku
M3	250	38143.030.001	M8	250	38143.080.001	M14	100	38143.140.001
M4	250	38143.040.001	M10	200	38143.100.001	M16	100	38143.160.001
M5	250	38143.050.001	M12	150	38143.120.001	M20	100	38143.200.001
M6	250	38143.060.001						

38157 Plochá podložka A08A

Materiál Ocel 140HV
Povrchová úprava Žárový zinek

Pro nom. velikost	✉	Kód výrobku	Pro nom. velikost	✉	Kód výrobku	Pro nom. velikost	✉	Kód výrobku
M8	200	38157.080.001	M18	100	38157.180.001	M27	50	38157.270.001
M10	200	38157.100.001	M20	100	38157.200.001	M30	50	38157.300.001
M12	150	38157.120.001	M24	100	38157.240.001	M36	50	38157.360.001
M16	100	38157.160.001						

38152 Plochá podložka L01A

Materiál Ocel 140HV
Povrchová úprava Zinko-hliníkový povlak bez Cr^{6+}- ISO 10683 flZnnc

Pro nom. velikost	✉	Kód výrobku	Pro nom. velikost	✉	Kód výrobku	Pro nom. velikost	✉	Kód výrobku
M6	250	38152.060.001	M14	100	38152.140.001	M24	50	38152.240.001
M8	250	38152.080.001	M16	100	38152.160.001	M27	50	38152.270.001
M10	200	38152.100.001	M20	100	38152.200.001	M30	25	38152.300.001
M12	150	38152.120.001						

38093 Plochá podložka L01A

Materiál Ocel 200HV
Povrchová úprava Pozinkované

Pro nom. velikost	✉	Kód výrobku	Pro nom. velikost	✉	Kód výrobku	Pro nom. velikost	✉	Kód výrobku
M6	250	38093.060.001	M16	100	38093.160.001	M27	25	38093.270.001
M8	250	38093.080.001	M18	100	38093.180.001	M30	25	38093.300.001
M10	200	38093.100.001	M20	100	38093.200.001	M33	25	38093.330.001
M12	150	38093.120.001	M24	50	38093.240.001	M36	25	38093.360.001
M14	100	38093.140.001						

38125 Plochá podložka L01A

Materiál Ocel 200HV
Povrchová úprava Zinko-hliníkový povlak bez Cr^{6+}- ISO 10683 flZnnc

Pro nom. velikost	✉	Kód výrobku	Pro nom. velikost	✉	Kód výrobku	Pro nom. velikost	✉	Kód výrobku
M6	250	38125.060.001	M12	150	38125.120.001	M24	50	38125.240.001
M8	250	38125.080.001	M16	100	38125.160.001	M30	25	38125.300.001
M10	200	38125.100.001	M20	100	38125.200.001			

51420 Plochá podložka R05A

Materiál Nerezocel A2

Pro nom. velikost	✉	Kód výrobku	Pro nom. velikost	✉	Kód výrobku	Pro nom. velikost	✉	Kód výrobku
M1,2	200	51420.012.001	M7	500	51420.070.001	M27	50	51420.270.001
M1,6	200	51420.016.001	M8	500	51420.080.001	M30	50	51420.300.001
M1,7*	2000	51420.017.001	M10	500	51420.100.001	M33	50	51420.330.001
M2	200	51420.020.001	M12	500	51420.120.001	M36	50	51420.360.001
M2,5	200	51420.025.001	M14	200	51420.140.001	M39	25	51420.390.001
M3	500	51420.030.001	M16	200	51420.160.001	M40*	25	51420.400.001
M3,5	500	51420.035.001	M18	200	51420.180.001	M42	20	51420.420.001
M4	500	51420.040.001	M20	200	51420.200.001	M46*	10	51420.460.001
M5	500	51420.050.001	M22	100	51420.220.001	M50*	10	51420.500.001
M6	500	51420.060.001	M24	100	51420.240.001	M52	10	51420.520.001

55420 Plochá podložka R45A

Materiál Nerezocel A4

Pro nom. velikost	✉	Kód výrobku	Pro nom. velikost	✉	Kód výrobku	Pro nom. velikost	✉	Kód výrobku
M1,6	200	55420.016.001	M8	500	55420.080.001	M27	50	55420.270.001
M1,7*	2000	55420.017.001	M10	500	55420.100.001	M30	50	55420.300.001
M2	200	55420.020.001	M12	500	55420.120.001	M33	50	55420.330.001
M2,5	200	55420.025.001	M14	200	55420.140.001	M36	50	55420.360.001
M3	500	55420.030.001	M16	200	55420.160.001	M39*	25	55420.390.001
M3,5*	1000	55420.035.001	M18	200	55420.180.001	M42*	25	55420.420.001
M4	500	55420.040.001	M20	200	55420.200.001	M45	10	55420.450.001
M5	500	55420.050.001	M22	100	55420.220.001	M50*	10	55420.500.001
M6	500	55420.060.001	M24	100	55420.240.001	M52*	10	55420.520.001
M7	500	55420.070.001						

52420 Plochá podložka R45A

Materiál Nerezocel A5

Pro nom. velikost	✉	Kód výrobku	Pro nom. velikost	✉	Kód výrobku	Pro nom. velikost	✉	Kód výrobku
M6*	1000	52420.060.001	M12*	200	52420.120.001	M24*	100	52420.240.001
M8*	500	52420.080.001	M16*	200	52420.160.001	M27*	50	52420.270.001
M10*	500	52420.100.001	M20*	200	52420.200.001			

45184 Plochá podložka W010

Materiál Hliník

Pro nom. velikost	✉	Kód výrobku	Pro nom. velikost	✉	Kód výrobku	Pro nom. velikost	✉	Kód výrobku
M3	250	45184.030.001	M8	250	45184.080.001	M16	100	45184.160.001
M4	250	45184.040.001	M10	200	45184.100.001	M20	100	45184.200.001
M5	250	45184.050.001	M12	150	45184.120.001	M30	50	45184.300.001
M6	250	45184.060.001						

50060 Plochá podložka M11F

Materiál Mosaz

Pro nom. velikost	✉	Kód výrobku	Pro nom. velikost	✉	Kód výrobku	Pro nom. velikost	✉	Kód výrobku
M3	250	50060.030.001	M8	250	50060.080.001	M16	100	50060.160.001
M4	250	50060.040.001	M10	100	50060.100.001	M18	50	50060.180.001
M5	250	50060.050.001	M12	100	50060.120.001	M20	50	50060.200.001
M6	250	50060.060.001	M14	100	50060.140.001	M24	50	50060.240.001
M7	250	50060.070.001						

7

50065 Plochá podložka M11F

Materiál Mosaz
Povrchová úprava Poniklované

Pro nom. velikost	✉	Kód výrobku	Pro nom. velikost	✉	Kód výrobku	Pro nom. velikost	✉	Kód výrobku
M3	250	50065.030.001	M8	250	50065.080.001	M16	100	50065.160.001
M4	250	50065.040.001	M10	100	50065.100.001	M20	50	50065.200.001
M5	250	50065.050.001	M12	100	50065.120.001	M24	50	50065.240.001
M6	250	50065.060.001						

56300 Plochá podložka W02A

Materiál Plast Polyamid (nylon)
Třída PA 6.6

Pro nom. velikost	✉	Kód výrobku	Pro nom. velikost	✉	Kód výrobku	Pro nom. velikost	✉	Kód výrobku
M1,8	200	56300.018.001	M8	200	56300.080.001	M20	50	56300.200.001
M2	200	56300.020.001	M10	100	56300.100.001	M22	50	56300.220.001
M2,5	200	56300.025.001	M12	100	56300.120.001	M24	50	56300.240.001
M3	200	56300.030.001	M14	100	56300.140.001	M27	50	56300.270.001
M4	200	56300.040.001	M14,5	100	56300.145.001	M30	50	56300.300.001
M5	200	56300.050.001	M16	50	56300.160.001	M33	50	56300.330.001
M6	200	56300.060.001	M18	100	56300.180.001	M36	50	56300.360.001

56310 Plochá podložka W02A

Materiál Plast Polyamid (nylon)
Třída PA 6.6

Pro nom. velikost	✉	Kód výrobku	Pro nom. velikost	✉	Kód výrobku	Pro nom. velikost	✉	Kód výrobku
M3	1000	56310.030.001	M8	1000	56310.080.001	M14	500	56310.140.001
M4	1000	56310.040.001	M10	500	56310.100.001	M16	500	56310.160.001
M5	1000	56310.050.001	M12	500	56310.120.001	M20	500	56310.200.001
M6	1000	56310.060.001						

45930 Plochá podložka W01A

Materiál Titan

Pro nom. velikost	✉	Kód výrobku	Pro nom. velikost	✉	Kód výrobku	Pro nom. velikost	✉	Kód výrobku
M6	25	45930.060.001	M8	25	45930.080.001	M10	25	45930.100.001

- Titanium jakost 2 (číslo materiálu 3.7035) s vysokým procentem čistého titanu je zárukou stability produktu a vhodnosti pro extrémně korozivní prostředí, kde se neosvědčují jiné materiály, např. nerez ocel.
- Titanium jakost 2 je vhodná rovněž pro další aplikace s lehkým zatížením.

Plochá podložka USS

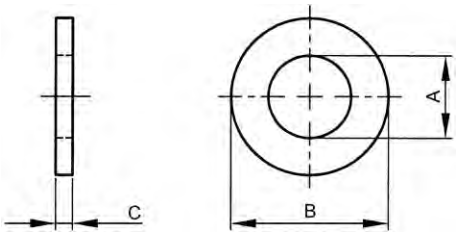

ASME B18.21.1

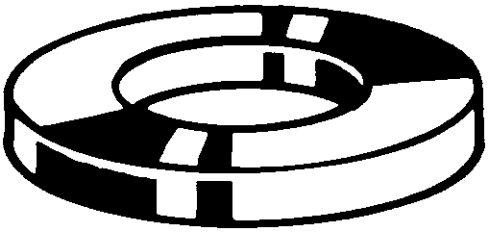

Technické údaje

Pro nom. velikost	A	B	C
1/4	0.312	0.734	0.065
5/16	0.375	0.875	0.083
3/8	0.438	1.000	0.083
7/16	0.500	1.250	0.083
1/2	0.562	1.375	0.109
9/16	0.625	1.469	0.109
5/8	0.688	1.750	0.134
3/4	0.812	2.000	0.148
7/8	0.938	2.250	0.165
1 Inch	1.062	2.500	0.165
1.1/8	1.250	2.750	0.165
1.1/4	1.375	3.000	0.165
1.3/8	1.500	3.250	0.180
1.1/2	1.625	3.500	0.180

Skupiny produktů

Materiál	Povrchová úprava	Kód	Strana
Oc		U38100	7-10
Oc	Zn	U38130	7-10
Oc	Žzn	U38157	7-10
NO A2 (AISI304/18-8)		U51420	7-10
NO A4 (AISI316/18-10)		U55420	7-10

U38100 Plochá podložka USS X09A

Materiál Ocel

Pro nom. velikost	✉	Kód výrobku	Pro nom. velikost	✉	Kód výrobku	Pro nom. velikost	✉	Kód výrobku
1/4*	100	U38100.025.0001	9/16*	25	U38100.056.0001	1.1/8*	5	U38100.112.0001
5/16*	100	U38100.031.0001	5/8*	25	U38100.062.0001	1.1/4*	5	U38100.125.0001
3/8*	100	U38100.037.0001	3/4*	20	U38100.075.0001	1.3/8*	5	U38100.137.0001
7/16*	50	U38100.043.0001	7/8*	10	U38100.087.0001	1.1/2*	5	U38100.150.0001
1/2*	50	U38100.050.0001	1 Inch*	5	U38100.100.0001			

U38130 Plochá podložka USS X09A

Materiál Ocel
Povrchová úprava Pozinkované

Pro nom. velikost	✉	Kód výrobku	Pro nom. velikost	✉	Kód výrobku	Pro nom. velikost	✉	Kód výrobku
1/4*	100	U38130.025.0001	9/16*	25	U38130.056.0001	1.1/8*	5	U38130.112.0001
5/16*	100	U38130.031.0001	5/8*	25	U38130.062.0001	1.1/4*	5	U38130.125.0001
3/8*	100	U38130.037.0001	3/4*	20	U38130.075.0001	1.3/8*	5	U38130.137.0001
7/16*	50	U38130.043.0001	7/8*	10	U38130.087.0001	1.1/2*	5	U38130.150.0001
1/2*	50	U38130.050.0001	1 Inch*	5	U38130.100.0001			

U38157 Plochá podložka USS X09A

Materiál Ocel
Povrchová úprava Žárový zinek

Pro nom. velikost	✉	Kód výrobku	Pro nom. velikost	✉	Kód výrobku	Pro nom. velikost	✉	Kód výrobku
1/4*	100	U38157.025.0001	9/16*	25	U38157.056.0001	1.1/8*	5	U38157.112.0001
5/16*	100	U38157.031.0001	5/8*	25	U38157.062.0001	1.1/4*	5	U38157.125.0001
3/8*	100	U38157.037.0001	3/4*	20	U38157.075.0001	1.3/8*	5	U38157.137.0001
7/16*	50	U38157.043.0001	7/8*	10	U38157.087.0001	1.1/2*	5	U38157.150.0001
1/2*	50	U38157.050.0001	1 Inch*	5	U38157.100.0001			

7

U51420 Plochá podložka USS X15A

Materiál Nerezocel A2 (AISI 304/18-8)

Pro nom. velikost	✉	Kód výrobku	Pro nom. velikost	✉	Kód výrobku	Pro nom. velikost	✉	Kód výrobku
1/4*	50	U51420.025.0001	9/16*	25	U51420.056.0001	1.1/8*	5	U51420.112.0001
5/16*	50	U51420.031.0001	5/8*	25	U51420.062.0001	1.1/4*	5	U51420.125.0001
3/8*	50	U51420.037.0001	3/4*	20	U51420.075.0001	1.3/8*	5	U51420.137.0001
7/16*	25	U51420.043.0001	7/8*	5	U51420.087.0001	1.1/2*	5	U51420.150.0001
1/2*	25	U51420.050.0001	1 Inch*	5	U51420.100.0001			

U55420 Plochá podložka USS X15A

Materiál Nerezocel A4 (AISI 316/18-10)

Pro nom. velikost	✉	Kód výrobku	Pro nom. velikost	✉	Kód výrobku	Pro nom. velikost	✉	Kód výrobku
1/4*	50	U55420.025.0001	1/2*	25	U55420.050.0001	1.1/8*	5	U55420.112.0001
5/16*	50	U55420.031.0001	5/8*	25	U55420.062.0001	1.1/4*	5	U55420.125.0001
3/8*	50	U55420.037.0001	7/8*	5	U55420.087.0001	1.3/8*	5	U55420.137.0001
7/16*	25	U55420.043.0001	1 Inch*	5	U55420.100.0001	1.1/2*	5	U55420.150.0001

Plochá podložka

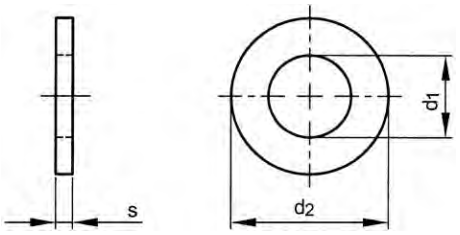

DIN	**126**
ISO	7091
NEN	2268
NF	E25-513

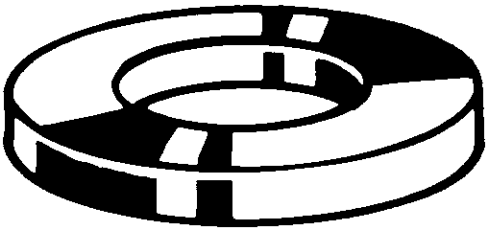

Technické údaje

Pro nom. velikost	d_1	d_2	s	Pro nom. velikost	d_1	d_2	s
M5	5.5	10	1	M33	36	60	5
M6	6.6	12	1.6	M36	39	66	5
M8	9	16	1.6	M39	42	72	6
M10	11	20	2	M42	45	78	7
M12	13.5	24	2.5	M45	48	85	7
M14	15.5	28	3	M48	52	92	8
M16	17.5	30	3	M52	56	98	8
M18	20	34	3	M56	62	105	9
M20	22	37	3	M60	66	110	9
M22	24	39	3	M64	70	115	9
M24	26	44	4	M72	78	125	10
M27	30	50	4	M80	86	140	12
M30	33	56	4	M90	96	160	12

Skupiny produktů

Materiál	Povrchová úprava	Kód	Strana
Oc		38200	7-11
Oc	Zn	38205	7-11
Oc	Žzn	38740	7-12

38200 Plochá podložka L07G

Materiál Ocel

Pro nom. velikost	✉	Kód výrobku	Pro nom. velikost	✉	Kód výrobku	Pro nom. velikost	✉	Kód výrobku
M5	1000	38200.050.001	M24	100	38200.240.001	M52	25	38200.520.001
M6	1000	38200.060.001	M27	100	38200.270.001	M56	25	38200.560.001
M8	1000	38200.080.001	M30	100	38200.300.001	M60	10	38200.600.001
M10	1000	38200.100.001	M33	100	38200.330.001	M64	10	38200.640.001
M12	500	38200.120.001	M36	100	38200.360.001	M72	10	38200.720.001
M14	250	38200.140.001	M39	50	38200.390.001	M80	5	38200.800.001
M16	250	38200.160.001	M42	50	38200.420.001	M90	5	38200.900.001
M20	200	38200.200.001	M45	25	38200.450.001			
M22	100	38200.220.001	M48	25	38200.480.001			

38205 Plochá podložka L07G

Materiál Ocel
Povrchová úprava Pozinkované

Pro nom. velikost	✉	Kód výrobku	Pro nom. velikost	✉	Kód výrobku	Pro nom. velikost	✉	Kód výrobku
M6	1000	38205.060.001	M18	200	38205.180.001	M33	100	38205.330.001
M8	1000	38205.080.001	M20	200	38205.200.001	M36	100	38205.360.001
M10	1000	38205.100.001	M22	200	38205.220.001	M39	50	38205.390.001
M12	500	38205.120.001	M24	100	38205.240.001	M52	10	38205.520.001
M14	100	38205.140.001	M27	100	38205.270.001			
M16	250	38205.160.001	M30	100	38205.300.001			

38740 **Plochá podložka** **A08G**

Materiál Ocel
Povrchová úprava Žárový zinek

Pro nom. velikost	✉	Kód výrobku	Pro nom. velikost	✉	Kód výrobku	Pro nom. velikost	✉	Kód výrobku
M6	1000	38740.060.001	M22	100	38740.220.001	M42	50	38740.420.001
M8	1000	38740.080.001	M24	100	38740.240.001	M45	25	38740.450.001
M10	1000	38740.100.001	M27	100	38740.270.001	M48	25	38740.480.001
M12	500	38740.120.001	M30	100	38740.300.001	M52	25	38740.520.001
M14	100	38740.140.001	M33	100	38740.330.001	M56	25	38740.560.001
M16	250	38740.160.001	M36	100	38740.360.001	M60	10	38740.600.001
M18	250	38740.180.001	M39	50	38740.390.001	M64	10	38740.640.001
M20	200	38740.200.001						

Plochá podložka SAE

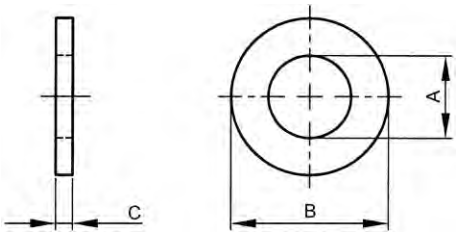

ASME B18.21.1

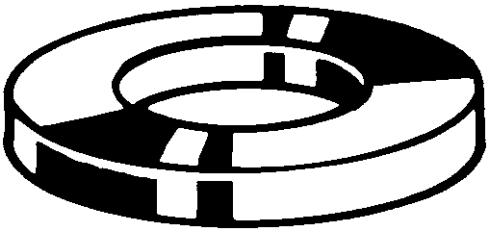

Technické údaje

Pro nom. velikost	A	B	C
1/4	0.281	0.625	0.065
5/16	0.344	0.688	0.065
3/8	0.406	0.812	0.065
7/16	0.469	0.922	0.065
1/2	0.531	1.062	0.095
9/16	0.594	1.156	0.095
5/8	0.656	1.312	0.095
3/4	0.812	1.469	0.134
7/8	0.938	1.750	0.134
1 Inch	1.062	2.000	0.134
1.1/8	1.250	2.250	0.134
1.1/4	1.375	2.500	0.165
1.3/8	1.500	2.750	0.165
1.1/2	1.625	3.000	0.165

Skupiny produktů

Materiál	Povrchová úprava	Kód	Strana
Oc		U38200	7-12
Oc	Zn	U38205	7-13
NO A2 (AISI304/18-8)		U51205	7-13
NO A4 (AISI316/18-10)		U55205	7-13

U38200 **Plochá podložka SAE** **X09A**

Materiál Ocel

Pro nom. velikost	✉	Kód výrobku	Pro nom. velikost	✉	Kód výrobku	Pro nom. velikost	✉	Kód výrobku
1/4*	100	U38200.025.0001	9/16*	25	U38200.056.0001	1.1/8*	5	U38200.112.0001
5/16*	100	U38200.031.0001	5/8*	25	U38200.062.0001	1.1/4*	5	U38200.125.0001
3/8*	100	U38200.037.0001	3/4*	20	U38200.075.0001	1.3/8*	5	U38200.137.0001
7/16*	50	U38200.043.0001	7/8*	10	U38200.087.0001	1.1/2*	5	U38200.150.0001
1/2*	50	U38200.050.0001	1 Inch*	5	U38200.100.0001			

U38205 Plochá podložka SAE X09A

Materiál Ocel
Povrchová úprava Pozinkované

Pro nom. velikost	✉	Kód výrobku	Pro nom. velikost	✉	Kód výrobku	Pro nom. velikost	✉	Kód výrobku
1/4*	100	U38205.025.0001	9/16*	25	U38205.056.0001	1.1/8*	5	U38205.112.0001
5/16*	100	U38205.031.0001	5/8*	25	U38205.062.0001	1.1/4*	5	U38205.125.0001
3/8*	100	U38205.037.0001	3/4*	20	U38205.075.0001	1.3/8*	5	U38205.137.0001
7/16*	50	U38205.043.0001	7/8*	10	U38205.087.0001	1.1/2*	5	U38205.150.0001
1/2*	50	U38205.050.0001	1 Inch*	5	U38205.100.0001			

U51205 Plochá podložka SAE X15A

Materiál Nerezocel A2 (AISI 304/18-8)

Pro nom. velikost	✉	Kód výrobku	Pro nom. velikost	✉	Kód výrobku	Pro nom. velikost	✉	Kód výrobku
1/4*	50	U51205.025.0001	9/16*	25	U51205.056.0001	1.1/8*	5	U51205.112.0001
5/16*	50	U51205.031.0001	5/8*	25	U51205.062.0001	1.1/4*	5	U51205.125.0001
3/8*	50	U51205.037.0001	3/4*	20	U51205.075.0001	1.3/8*	5	U51205.137.0001
7/16*	25	U51205.043.0001	7/8*	5	U51205.087.0001	1.1/2*	5	U51205.150.0001
1/2*	25	U51205.050.0001	1 Inch*	5	U51205.100.0001			

U55205 Plochá podložka SAE X15A

Materiál Nerezocel A4 (AISI 316/18-10)

Pro nom. velikost	✉	Kód výrobku	Pro nom. velikost	✉	Kód výrobku	Pro nom. velikost	✉	Kód výrobku
1/4*	50	U55205.025.0001	9/16*	25	U55205.056.0001	1.1/8*	5	U55205.112.0001
5/16*	50	U55205.031.0001	5/8*	25	U55205.062.0001	1.1/4*	5	U55205.125.0001
3/8*	50	U55205.037.0001	3/4*	20	U55205.075.0001	1.3/8*	5	U55205.137.0001
7/16*	25	U55205.043.0001	7/8*	5	U55205.087.0001	1.1/2*	5	U55205.150.0001
1/2*	25	U55205.050.0001	1 Inch*	5	U55205.100.0001			

Plochá podložka typ L

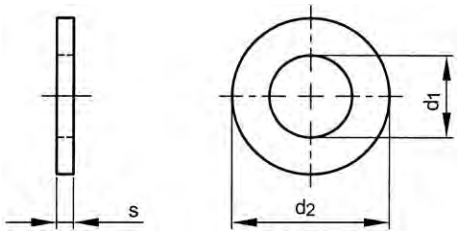

NF E25-513

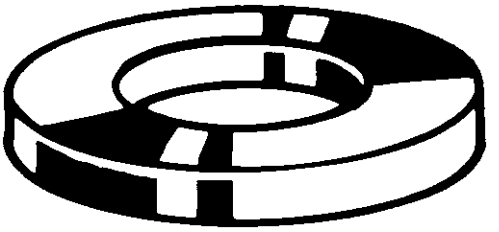

Technické údaje

Pro nom. velikost	d_1 (min.)	d_2 (max.)	s	Pro nom. velikost	d_1 (min.)	d_2 (max.)	s
M3	3.2	12	0.8	M14	15	36	2.5
M4	4.3	14	0.8	M16	17	40	3
M5	5.3	16	1	M18	19	45	3
M6	6.4	18	1.2	M20	21	50	3
M7	7.4	20	1.5	M22	23	55	3
M8	8.4	22	1.5	M24	25	60	4
M10	10.5	27	2	M27	28	65	4
M12	13	32	2.5	M30	31	70	4

Skupiny produktů

Materiál	Povrchová úprava	Kód	Strana
Oc		38063	7-14
Oc	Zn	38065	7-14
Oc	Zn žl	38067	7-15
NO A2		51418	7-15
NO A4		55418	7-15

7

38063 Plochá podložka typ L — L07G

Materiál Ocel

Pro nom. velikost	✉	Kód výrobku	Pro nom. velikost	✉	Kód výrobku	Pro nom. velikost	✉	Kód výrobku
M3	500	38063.030.001	M10	200	38063.100.001	M22	100	38063.220.001
M4	500	38063.040.001	M12	200	38063.120.001	M24	100	38063.240.001
M5	500	38063.050.001	M14	200	38063.140.001	M27	100	38063.270.001
M6	500	38063.060.001	M16	100	38063.160.001	M30	100	38063.300.001
M7	250	38063.070.001	M18	100	38063.180.001			
M8	250	38063.080.001	M20	100	38063.200.001			

38065 Plochá podložka typ L — L07G

Materiál Ocel
Povrchová úprava Pozinkované

Pro nom. velikost	✉	Kód výrobku	Pro nom. velikost	✉	Kód výrobku	Pro nom. velikost	✉	Kód výrobku
M3	500	38065.030.001	M10	200	38065.100.001	M22	100	38065.220.001
M4	500	38065.040.001	M12	200	38065.120.001	M24	100	38065.240.001
M5	500	38065.050.001	M14	200	38065.140.001	M27	100	38065.270.001
M6	500	38065.060.001	M16	100	38065.160.001	M30	100	38065.300.001
M7	250	38065.070.001	M18	100	38065.180.001			
M8	250	38065.080.001	M20	100	38065.200.001			

38067 Plochá podložka typ L — L07G

Materiál Ocel
Povrchová úprava Pozinkované žlutě pasivované

Pro nom. velikost	✉	Kód výrobku	Pro nom. velikost	✉	Kód výrobku	Pro nom. velikost	✉	Kód výrobku
M3	500	38067.030.001	M10	200	38067.100.001	M22	100	38067.220.001
M4	500	38067.040.001	M12	200	38067.120.001	M24	100	38067.240.001
M5	500	38067.050.001	M14	100	38067.140.001	M27	100	38067.270.001
M6	500	38067.060.001	M16	100	38067.160.001	M30	100	38067.300.001
M7	250	38067.070.001	M18	100	38067.180.001			
M8	250	38067.080.001	M20	100	38067.200.001			

51418 Plochá podložka typ L — R05A

Materiál Nerezocel A2 **NF** **≈E25-513**

Pro nom. velikost	✉	Kód výrobku	Pro nom. velikost	✉	Kód výrobku	Pro nom. velikost	✉	Kód výrobku
M3	250	51418.030.001	M10	250	51418.100.001	M18	100	51418.180.001
M4	250	51418.040.001	M12	200	51418.120.001	M20	100	51418.200.001
M5	250	51418.050.001	M14	200	51418.140.001	M24	50	51418.240.001
M6	250	51418.060.001	M16	100	51418.160.001	M27	50	51418.270.001
M8	250	51418.080.001						

55418 Plochá podložka typ L — R45A

Materiál Nerezocel A4 **NF** **≈E25-513**

Pro nom. velikost	✉	Kód výrobku	Pro nom. velikost	✉	Kód výrobku	Pro nom. velikost	✉	Kód výrobku
M3	250	55418.030.001	M10	250	55418.100.001	M20	100	55418.200.001
M4	250	55418.040.001	M12	200	55418.120.001	M24	50	55418.240.001
M5	250	55418.050.001	M14	200	55418.140.001	M27	50	55418.270.001
M6	250	55418.060.001	M16	100	55418.160.001	M30	25	55418.300.001
M8	250	55418.080.001	M18	100	55418.180.001			

Plochá podložka typ LL

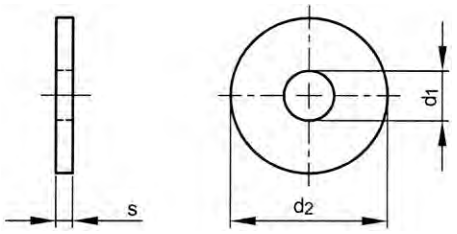

NF E25-513

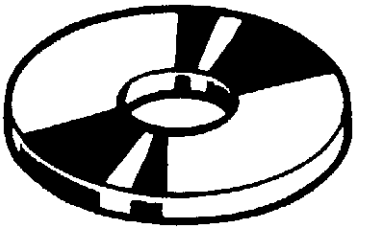

Technické údaje

Pro nom. velikost	d_1 (min.)	d_2 (max.)	s	Pro nom. velikost	d_1 (min.)	d_2 (max.)	s
M3	3.2	14	0.8	M14	15	45	2.5
M4	4.3	16	0.8	M16	17	50	3
M5	5.3	20	1	M18	19	55	3
M6	6.4	24	1.2	M20	21	60	3
M7	7.4	27	1.5	M22 (≠NF)	23	65	3
M8	8.4	30	1.5	M24 (≠NF)	25	70	4
M10	10.5	36	2	M27 (≠NF)	28	78	4
M12	13	40	2.5	M30 (≠NF)	31	80	4

Skupiny produktů

Materiál	Povrchová úprava	Kód	Strana
Oc		38073	7-16
Oc	Zn	38075	7-16
Oc	Zn žl	38077	7-17
NO A2		51419	7-17
NO A4		55419	7-17

7

38073 Plochá podložka typ LL — L07G

Materiál Ocel

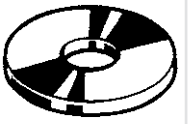

Pro nom. velikost	✉	Kód výrobku	Pro nom. velikost	✉	Kód výrobku	Pro nom. velikost	✉	Kód výrobku
M3	1000	38073.030.001	M10	200	38073.100.001	M22	100	38073.220.001
M4	500	38073.040.001	M12	200	38073.120.001	M24	100	38073.240.001
M5	500	38073.050.001	M14	100	38073.140.001	M27	100	38073.270.001
M6	250	38073.060.001	M16	100	38073.160.001	M30	100	38073.300.001
M7	250	38073.070.001	M18	100	38073.180.001			
M8	250	38073.080.001	M20	100	38073.200.001			

38075 Plochá podložka typ LL — L07G

Materiál Ocel
Povrchová úprava Pozinkované

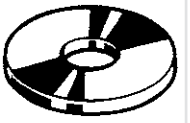

Pro nom. velikost	✉	Kód výrobku	Pro nom. velikost	✉	Kód výrobku	Pro nom. velikost	✉	Kód výrobku
M3	1000	38075.030.001	M10	200	38075.100.001	M22	100	38075.220.001
M4	500	38075.040.001	M12	200	38075.120.001	M24	100	38075.240.001
M5	500	38075.050.001	M14	100	38075.140.001	M27	100	38075.270.001
M6	250	38075.060.001	M16	100	38075.160.001	M30	100	38075.300.001
M7	250	38075.070.001	M18	100	38075.180.001			
M8	250	38075.080.001	M20	100	38075.200.001			

38077 Plochá podložka typ LL — L07G

Materiál Ocel
Povrchová úprava Pozinkované žlutě pasivované

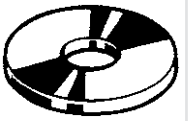

Pro nom. velikost	✉	Kód výrobku	Pro nom. velikost	✉	Kód výrobku	Pro nom. velikost	✉	Kód výrobku
M3	1000	38077.030.001	M10	200	38077.100.001	M22	100	38077.220.001
M4	500	38077.040.001	M12	200	38077.120.001	M24	100	38077.240.001
M5	500	38077.050.001	M14	100	38077.140.001	M27	100	38077.270.001
M6	250	38077.060.001	M16	100	38077.160.001	M30	100	38077.300.001
M7	250	38077.070.001	M18	100	38077.180.001			
M8	250	38077.080.001	M20	100	38077.200.001			

51419 Plochá podložka typ LL — R05A

Materiál Nerezocel A2 **NF** **≈E25-513**

RoHS

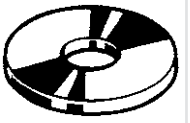

Pro nom. velikost	✉	Kód výrobku	Pro nom. velikost	✉	Kód výrobku	Pro nom. velikost	✉	Kód výrobku
M3*	500	51419.030.001	M6	250	51419.060.001	M12	200	51419.120.001
M4	250	51419.040.001	M8	250	51419.080.001	M14	100	51419.140.001
M5	250	51419.050.001	M10	250	51419.100.001	M16	100	51419.160.001

55419 Plochá podložka typ LL — R45A

Materiál Nerezocel A4 **NF** **≈E25-513**

RoHS

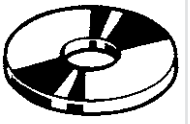

Pro nom. velikost	✉	Kód výrobku	Pro nom. velikost	✉	Kód výrobku	Pro nom. velikost	✉	Kód výrobku
M3*	500	55419.030.001	M6	250	55419.060.001	M12	200	55419.120.001
M4*	500	55419.040.001	M8	250	55419.080.001	M16*	50	55419.160.001
M5*	200	55419.050.001	M10	250	55419.100.001			

Plochá podložka typ M

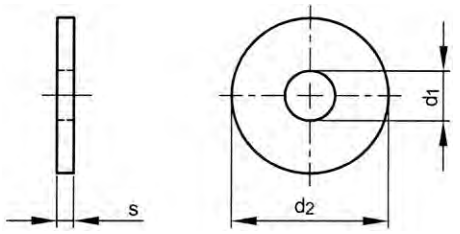

NF E25-513

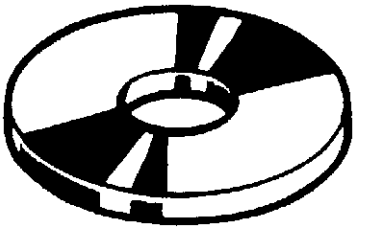

Technické údaje

Pro nom. velikost	d_1 (min.)	d_2 (max.)	s	Pro nom. velikost	d_1 (min.)	d_2 (max.)	s
M2	2.0	5.5	0.5	M20	21	40	3
M2.5 (≠DIN)	2.7	7	0.5	M22	23	45	3
M3	3.2	8	0.8	M24	25	50	4
M4	4.3	10	0.8	M27	28	55	4
M5	5.3	12	1	M30	31	60	4
M6	6.4	14	1.2	M33	34	65	5
M7	7.4	16	1.5	M36	37	70	5
M8	8.4	18	1.5	M39	40	75	6
M10	10.5	22	2	M42	43	80	6
M12	13	27	2.5	M45	46	85	7
M14	15	30	2.5	M48	50	90	7
M16	17	32	3	M52	54	100	8
M18	19	36	3	M56 (≠NF)	60	105	9

Skupiny produktů

Materiál	Povrchová úprava	Kód	Strana
Oc		38053	7-18
Oc	Zn	38055	7-18
Oc	Zn žl	38057	7-19
NO A2		51417	7-19
NO A4		55417	7-19

7

38053 Plochá podložka typ M — L07G

Materiál Ocel

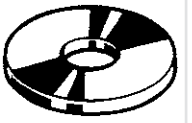

Pro nom. velikost	✉	Kód výrobku	Pro nom. velikost	✉	Kód výrobku	Pro nom. velikost	✉	Kód výrobku
M3	500	38053.030.001	M14	200	38053.140.001	M33	100	38053.330.001
M4	500	38053.040.001	M16	100	38053.160.001	M36	100	38053.360.001
M5	500	38053.050.001	M18	100	38053.180.001	M39	100	38053.390.001
M6	500	38053.060.001	M20	100	38053.200.001	M42	100	38053.420.001
M7	250	38053.070.001	M22	100	38053.220.001	M45	100	38053.450.001
M8	250	38053.080.001	M24	100	38053.240.001	M48	25	38053.480.001
M10	200	38053.100.001	M27	100	38053.270.001	M52	25	38053.520.001
M12	200	38053.120.001	M30	100	38053.300.001	M56	25	38053.560.001

38055 Plochá podložka typ M — L07G

Materiál Ocel
Povrchová úprava Pozinkované

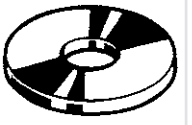

Pro nom. velikost	✉	Kód výrobku	Pro nom. velikost	✉	Kód výrobku	Pro nom. velikost	✉	Kód výrobku
M3	500	38055.030.001	M12	200	38055.120.001	M27	100	38055.270.001
M4	500	38055.040.001	M14	200	38055.140.001	M30	100	38055.300.001
M5	500	38055.050.001	M16	100	38055.160.001	M33	100	38055.330.001
M6	500	38055.060.001	M18	100	38055.180.001	M36	100	38055.360.001
M7	250	38055.070.001	M20	100	38055.200.001	M39	100	38055.390.001
M8	250	38055.080.001	M22	100	38055.220.001	M42	100	38055.420.001
M10	200	38055.100.001	M24	100	38055.240.001	M45	100	38055.450.001

38057 Plochá podložka typ M — L07G

Materiál Ocel
Povrchová úprava Pozinkované žlutě pasivované

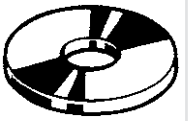

Pro nom. velikost	✉	Kód výrobku	Pro nom. velikost	✉	Kód výrobku	Pro nom. velikost	✉	Kód výrobku
M3	500	38057.030.001	M14	200	38057.140.001	M30	100	38057.300.001
M4	500	38057.040.001	M16	100	38057.160.001	M33	100	38057.330.001
M5	500	38057.050.001	M18	100	38057.180.001	M36	100	38057.360.001
M6	500	38057.060.001	M20	100	38057.200.001	M39	100	38057.390.001
M7	250	38057.070.001	M22	100	38057.220.001	M42	100	38057.420.001
M8	250	38057.080.001	M24	100	38057.240.001	M45	100	38057.450.001
M10	200	38057.100.001	M27	100	38057.270.001	M48	50	38057.480.001
M12	200	38057.120.001						

51417 Plochá podložka typ M — R05A

Materiál Nerezocel A2 **NF** **≈E25-513**

RoHS

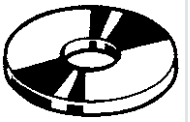

Pro nom. velikost	✉	Kód výrobku	Pro nom. velikost	✉	Kód výrobku	Pro nom. velikost	✉	Kód výrobku
M2*	500	51417.020.001	M10	250	51417.100.001	M22	50	51417.220.001
M2,5	250	51417.025.001	M12	200	51417.120.001	M24	50	51417.240.001
M3	250	51417.030.001	M14	100	51417.140.001	M27	25	51417.270.001
M4	250	51417.040.001	M16	100	51417.160.001	M30	25	51417.300.001
M5	250	51417.050.001	M18	100	51417.180.001	M33	25	51417.330.001
M6	250	51417.060.001	M20	100	51417.200.001	M36	25	51417.360.001
M8	250	51417.080.001						

55417 Plochá podložka typ M — R45A

Materiál Nerezocel A4 **NF** **≈E25-513**

RoHS

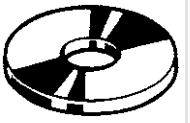

Pro nom. velikost	✉	Kód výrobku	Pro nom. velikost	✉	Kód výrobku	Pro nom. velikost	✉	Kód výrobku
M2*	500	55417.020.001	M10	250	55417.100.001	M22	50	55417.220.001
M2,5*	500	55417.025.001	M12	200	55417.120.001	M24	50	55417.240.001
M3	250	55417.030.001	M14	100	55417.140.001	M27	25	55417.270.001
M4	250	55417.040.001	M16	100	55417.160.001	M30	25	55417.300.001
M5	250	55417.050.001	M18	100	55417.180.001	M33	25	55417.330.001
M6	250	55417.060.001	M20	100	55417.200.001	M36	25	55417.360.001
M8	250	55417.080.001						

Plochá podložka typ Z

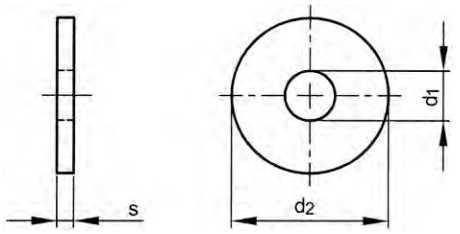

NF E25-513

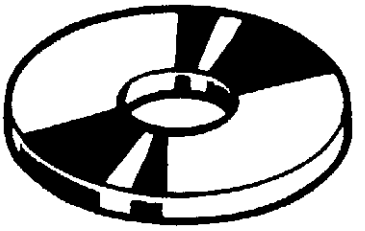

Technické údaje

Pro nom. velikost	d_1 (min.)	d_2 (max.)	s	Pro nom. velikost	d_1 (min.)	d_2 (max.)	s
M2	2.2	4	0.5	M12	13	24	2.5
M2.5	2.7	5	0.5	M14	15	27	2.5
M3	3.2	6	0.8	M16	17	30	3
M4	4.3	8	0.8	M18	19	32	3
M5	5.3	10	1	M20	21	36	3
M6	6.4	12	1.2	M22	23	40	3
M7	7.4	14	1.5	M24	25	45	4
M8	8.4	16	1.5	M27	28	48	4
M10	10.5	20	2	M30	31	52	4

Skupiny produktů

Materiál	Povrchová úprava	Kód	Strana
Oc		38043	7-20
Oc	Zn	38045	7-20
Oc	Zn žl	38047	7-21
NO A2		51416	7-21
NO A4		55416	7-21

7

38043 Plochá podložka typ Z — L07G

Materiál Ocel

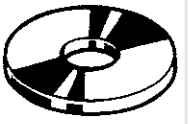

Pro nom. velikost	✉	Kód výrobku	Pro nom. velikost	✉	Kód výrobku	Pro nom. velikost	✉	Kód výrobku
M3	500	38043.030.001	M10	200	38043.100.001	M20	100	38043.200.001
M4	500	38043.040.001	M12	150	38043.120.001	M22	100	38043.220.001
M5	500	38043.050.001	M14	100	38043.140.001	M24	100	38043.240.001
M6	250	38043.060.001	M16	100	38043.160.001	M27	100	38043.270.001
M8	250	38043.080.001	M18	100	38043.180.001	M30	100	38043.300.001

38045 Plochá podložka typ Z — L07G

Materiál Ocel
Povrchová úprava Pozinkované

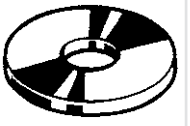

Pro nom. velikost	✉	Kód výrobku	Pro nom. velikost	✉	Kód výrobku	Pro nom. velikost	✉	Kód výrobku
M3	500	38045.030.001	M10	200	38045.100.001	M20	100	38045.200.001
M4	500	38045.040.001	M12	150	38045.120.001	M22	100	38045.220.001
M5	500	38045.050.001	M14	100	38045.140.001	M24	100	38045.240.001
M6	250	38045.060.001	M16	100	38045.160.001	M27	100	38045.270.001
M8	250	38045.080.001	M18	100	38045.180.001	M30	100	38045.300.001

38047 Plochá podložka typ Z — L07G

Materiál Ocel
Povrchová úprava Pozinkované žlutě pasivované

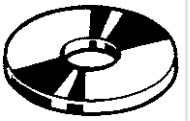

Pro nom. velikost	✉	Kód výrobku	Pro nom. velikost	✉	Kód výrobku	Pro nom. velikost	✉	Kód výrobku
M3	500	38047.030.001	M10	200	38047.100.001	M22	100	38047.220.001
M4	500	38047.040.001	M12	150	38047.120.001	M24	100	38047.240.001
M5	500	38047.050.001	M14	100	38047.140.001	M27	100	38047.270.001
M6	250	38047.060.001	M16	100	38047.160.001	M30	100	38047.300.001
M7	250	38047.070.001	M18	100	38047.180.001			
M8	250	38047.080.001	M20	100	38047.200.001			

51416 Plochá podložka typ Z — R05A

Materiál Nerezocel A2 **NF** **≈E25-513**

RoHS

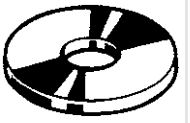

Pro nom. velikost	✉	Kód výrobku	Pro nom. velikost	✉	Kód výrobku	Pro nom. velikost	✉	Kód výrobku
M2*	500	51416.020.001	M6	250	51416.060.001	M20	100	51416.200.001
M2,5*	500	51416.025.001	M8	250	51416.080.001	M24	50	51416.240.001
M3	250	51416.030.001	M10	200	51416.100.001	M27	25	51416.270.001
M4	250	51416.040.001	M12	200	51416.120.001	M30	25	51416.300.001
M5	250	51416.050.001	M16	100	51416.160.001			

55416 Plochá podložka typ Z — R45A

Materiál Nerezocel A4 **NF** **≈E25-513**

RoHS

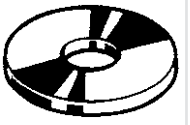

Pro nom. velikost	✉	Kód výrobku	Pro nom. velikost	✉	Kód výrobku	Pro nom. velikost	✉	Kód výrobku
M2*	500	55416.020.001	M6	250	55416.060.001	M16	100	55416.160.001
M2,5*	500	55416.025.001	M8	250	55416.080.001	M20	100	55416.200.001
M3	250	55416.030.001	M10	200	55416.100.001	M24	50	55416.240.001
M4	250	55416.040.001	M12	200	55416.120.001	M30	25	55416.300.001
M5	250	55416.050.001	M14*	50	55416.140.001			

Podložka pro ocelové konstrukce

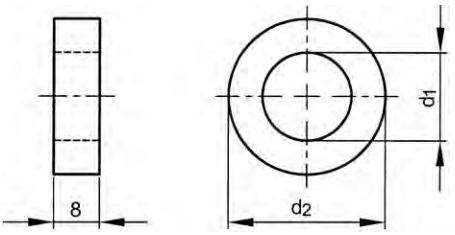

DIN 7989-1

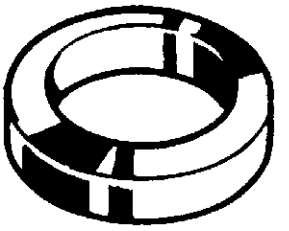

Technické údaje

Pro nom. velikost	d_1	d_2	Pro nom. velikost	d_1	d_2
M10	11	20	M24	26	44
M12	13.5	24	M27	30	50
M16	17.5	30	M30	33	56
M20	22	37	M33 (≠DIN)	35	60
M22 (≠DIN)	24	39	M36 (≠DIN)	38	66

- Tloušťka 8 mm, vhodné zejména pro šrouby se šestihranou hlavou, pro ocelové konstrukce dle DIN 7990.

Skupiny produktů

Materiál	Povrchová úprava	Kód	Strana
Oc	Zn	38280	7-22
Oc	Žzn	38270	7-22
NO A2		51415	7-22
NO A4		55415	7-23

38280 Podložka pro ocelové konstrukce — L07G

Materiál Ocel
Povrchová úprava Pozinkované

7

Pro nom. velikost	✉	Kód výrobku	Pro nom. velikost	✉	Kód výrobku	Pro nom. velikost	✉	Kód výrobku
M10	500	38280.100.001	M20	100	38280.200.001	M30	50	38280.300.001
M12	500	38280.120.001	M24	100	38280.240.001	M33	25	38280.330.001
M16	250	38280.160.001	M27	50	38280.270.001	M36	25	38280.360.001

38270 Podložka pro ocelové konstrukce — A08G

Materiál Ocel
Povrchová úprava Žárový zinek

Pro nom. velikost	✉	Kód výrobku	Pro nom. velikost	✉	Kód výrobku	Pro nom. velikost	✉	Kód výrobku
M10	500	38270.100.001	M20	100	38270.200.001	M30	50	38270.300.001
M12	500	38270.120.001	M24	100	38270.240.001	M36	50	38270.360.001
M16	250	38270.160.001	M27	50	38270.270.001			

51415 Podložka pro ocelové konstrukce — R05A

Materiál Nerezocel A2

Pro nom. velikost	✉	Kód výrobku	Pro nom. velikost	✉	Kód výrobku	Pro nom. velikost	✉	Kód výrobku
M10*	50	51415.100.001	M20*	50	51415.200.001	M27*	25	51415.270.001
M12*	50	51415.120.001	M22*	50	51415.220.001	M30*	10	51415.300.001
M16*	50	51415.160.001	M24*	25	51415.240.001	M33*	10	51415.330.001

55415	Podložka pro ocelové konstrukce	R45A

Materiál Nerezocel A4

Pro nom. velikost	✉	Kód výrobku	Pro nom. velikost	✉	Kód výrobku	Pro nom. velikost	✉	Kód výrobku
M10*	50	55415.100.001	M20*	50	55415.200.001	M27*	25	55415.270.001
M12*	50	55415.120.001	M22*	50	55415.220.001	M30*	10	55415.300.001
M16*	50	55415.160.001	M24*	25	55415.240.001			

Podložka pro šrouby s těžkým typem pružných kolíků

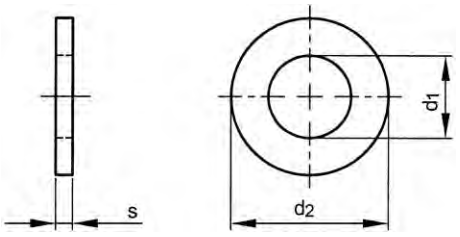

DIN **7349**
NEN 2274

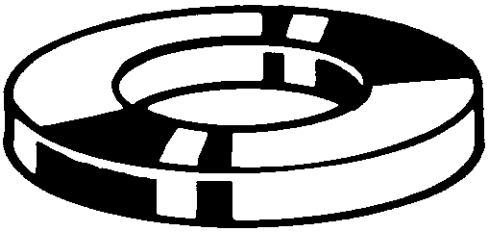

Technické údaje

Pro nom. velikost	d_1	d_2	s	Pro nom. velikost	d_1	d_2	s
M3	3.2	9	1	**M16**	17	40	6
M4	4.3	12	1.6	**M18**	19	44	8
M5	5.3	15	2	**M20**	21	44	8
M6	6.4	17	3	**M22**	23	50	8
M8	8.4	21	4	**M24**	25	50	10
M10	10.5	25	4	**M27**	28	60	10
M12	13	30	6	**M30**	31	68	10
M14	15	36	6				

- Tyto podložky se používají v kombinaci s pružným typem rovných kolíků se štěrbinou dle DIN 1481 (ISO 8752).

Skupiny produktů

Materiál	Povrchová úprava	Kód	Strana
Oc		38420	7-23
Oc	Zn	38430	7-24
Oc	Zn žl	38435	7-24
Oc	Žzn	38438	7-24
NO A2		51532	7-24
NO A4		55532	7-24

38420	Podložka pro šrouby s těžkým typem pružných kolíků	L07G

Materiál Ocel

Pro nom. velikost	✉	Kód výrobku	Pro nom. velikost	✉	Kód výrobku	Pro nom. velikost	✉	Kód výrobku
M3	250	38420.030.001	M10	100	38420.100.001	M20	50	38420.200.001
M4	250	38420.040.001	M12	100	38420.120.001	M22	100	38420.220.001
M5	250	38420.050.001	M14	50	38420.140.001	M24	25	38420.240.001
M6	100	38420.060.001	M16	50	38420.160.001	M30	25	38420.300.001
M8	100	38420.080.001	M18	100	38420.180.001			

38430 Podložka pro šrouby s těžkým typem pružných kolíků — L07G

Materiál Ocel
Povrchová úprava Pozinkované

Pro nom. velikost	✉	Kód výrobku	Pro nom. velikost	✉	Kód výrobku	Pro nom. velikost	✉	Kód výrobku
M3	250	38430.030.001	M10	200	38430.100.001	M20	100	38430.200.001
M4	250	38430.040.001	M12	150	38430.120.001	M22	50	38430.220.001
M5	250	38430.050.001	M14	50	38430.140.001	M24	50	38430.240.001
M6	250	38430.060.001	M16	100	38430.160.001	M27	25	38430.270.001
M8	250	38430.080.001	M18	100	38430.180.001	M30	25	38430.300.001

38435 Podložka pro šrouby s těžkým typem pružných kolíků — L07G

Materiál Ocel
Povrchová úprava Pozinkované žlutě pasivované

Pro nom. velikost	✉	Kód výrobku	Pro nom. velikost	✉	Kód výrobku	Pro nom. velikost	✉	Kód výrobku
M5	250	38435.050.001	M10	200	38435.100.001	M20	100	38435.200.001
M6	250	38435.060.001	M12	150	38435.120.001	M24	50	38435.240.001
M8	250	38435.080.001	M16	100	38435.160.001			

38438 Podložka pro šrouby s těžkým typem pružných kolíků — L07G

Materiál Ocel
Povrchová úprava Žárový zinek

Pro nom. velikost	✉	Kód výrobku	Pro nom. velikost	✉	Kód výrobku	Pro nom. velikost	✉	Kód výrobku
M5	250	38438.050.001	M12	150	38438.120.001	M22	50	38438.220.001
M6	250	38438.060.001	M16	100	38438.160.001	M24	50	38438.240.001
M8	250	38438.080.001	M18	100	38438.180.001	M30	50	38438.300.001
M10	200	38438.100.001	M20	100	38438.200.001			

51532 Podložka pro šrouby s těžkým typem pružných kolíků — R09A

Materiál Nerezocel A2

Pro nom. velikost	✉	Kód výrobku	Pro nom. velikost	✉	Kód výrobku	Pro nom. velikost	✉	Kód výrobku
M3	100	51532.030.001	M10	100	51532.100.001	M18*	50	51532.180.001
M4	100	51532.040.001	M12	50	51532.120.001	M20	50	51532.200.001
M5	100	51532.050.001	M14*	100	51532.140.001	M22*	50	51532.220.001
M6	100	51532.060.001	M16	50	51532.160.001	M24*	50	51532.240.001
M8	100	51532.080.001						

55532 Podložka pro šrouby s těžkým typem pružných kolíků — R49A

Materiál Nerezocel A4

Pro nom. velikost	✉	Kód výrobku	Pro nom. velikost	✉	Kód výrobku	Pro nom. velikost	✉	Kód výrobku
M3	100	55532.030.001	M8	100	55532.080.001	M16	50	55532.160.001
M4	100	55532.040.001	M10	100	55532.100.001	M20	50	55532.200.001
M5	100	55532.050.001	M12	50	55532.120.001	M22*	50	55532.220.001
M6	100	55532.060.001	M14*	100	55532.140.001	M24	50	55532.240.001

Plochá podložka pro šrouby s válcovou hlavou

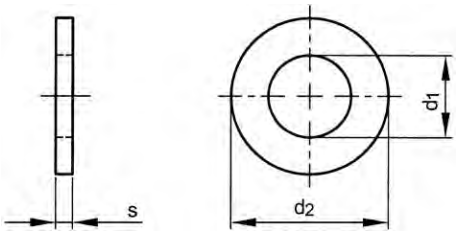

DIN	**433**
ISO	7092
NEN	2270

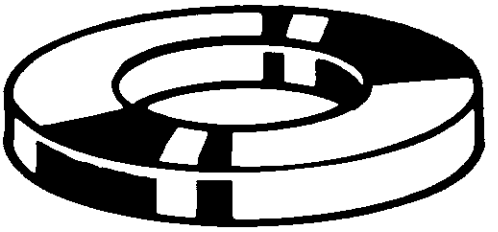

Technické údaje

Pro nom. velikost	d_1	d_2	s
M1.7	1.7	3.5	0.3
M2.2	2.2	4.5	0.3
M2	2.2	4.5	0.3
M2.5	2.7	5.0	0.5
M2.6 (≠DIN)	2.7	5	0.5
M3	3.2	6	0.5
M3.5	3.7	7	0.5
M4	4.3	8	0.5
M5	5.3	9	1

Pro nom. velikost	d_1	d_2	s
M6	6.4	11	1.6
M8	8.4	15	1.6
M10	10.5	18	1.6
M12	13	20	2
M14	15	24	2.5
M16	17	28	2.5
M18	19	30	2.5
M20	21	34	3

Skupiny produktů

Materiál	Třída	Povrchová úprava	Barva	Kód	Strana
Oc		Zn		38250	7-25
NO A2				51930	7-25
NO A4				55930	7-26
Br		Ni.		50100	7-26
Plast PA	PA 6.6		Bílá	56320	7-26

38250 Plochá podložka pro šrouby s válcovou hlavou — L07G

Materiál Ocel
Povrchová úprava Pozinkované

Pro nom. velikost	✉	Kód výrobku	Pro nom. velikost	✉	Kód výrobku	Pro nom. velikost	✉	Kód výrobku
M2	500	38250.020.001	M6	250	38250.060.001	M14	100	38250.140.001
M2,6	500	38250.026.001	M8	200	38250.080.001	M16	100	38250.160.001
M3	250	38250.030.001	M10	200	38250.100.001	M18	100	38250.180.001
M4	250	38250.040.001	M12	100	38250.120.001	M20	100	38250.200.001
M5	250	38250.050.001						

51930 Plochá podložka pro šrouby s válcovou hlavou — R09A

Materiál Nerezocel A2

Pro nom. velikost	✉	Kód výrobku	Pro nom. velikost	✉	Kód výrobku	Pro nom. velikost	✉	Kód výrobku
M1,7*	2000	51930.017.001	M5	500	51930.050.001	M14	100	51930.140.001
M2,5	500	51930.025.001	M6	500	51930.060.001	M16	100	51930.160.001
M3	500	51930.030.001	M8	200	51930.080.001	M18	100	51930.180.001
M3,5*	1000	51930.035.001	M10	200	51930.100.001	M20	100	51930.200.001
M4	500	51930.040.001	M12	100	51930.120.001			

55930 Plochá podložka pro šrouby s válcovou hlavou R49A

Materiál Nerezocel A4

Pro nom. velikost	✉	Kód výrobku	Pro nom. velikost	✉	Kód výrobku	Pro nom. velikost	✉	Kód výrobku
M2	100	55930.020.001	M5	500	55930.050.001	M14	100	55930.140.001
M2,5	100	55930.025.001	M6	500	55930.060.001	M16	100	55930.160.001
M3	500	55930.030.001	M8	200	55930.080.001	M18	100	55930.180.001
M3,5*	1000	55930.035.001	M10	200	55930.100.001	M20	100	55930.200.001
M4	500	55930.040.001	M12	100	55930.120.001			

50100 Plochá podložka pro šrouby s válcovou hlavou M11F

Materiál Mosaz
Povrchová úprava Poniklované

Pro nom. velikost	✉	Kód výrobku	Pro nom. velikost	✉	Kód výrobku	Pro nom. velikost	✉	Kód výrobku
M2	500	50100.020.001	M5	250	50100.050.001	M12	100	50100.120.001
M2,6	500	50100.026.001	M6	250	50100.060.001	M14	100	50100.140.001
M3	250	50100.030.001	M8	200	50100.080.001	M16	100	50100.160.001
M4	250	50100.040.001	M10	200	50100.100.001			

56320 Plochá podložka pro šrouby s válcovou hlavou W02A

Materiál Plast Polyamid (nylon)
Třída PA 6.6
Barva Bílá

DIN **≈433**
ISO ≈7092
NEN ≈2270

Pro nom. velikost	✉	Kód výrobku	Pro nom. velikost	✉	Kód výrobku	Pro nom. velikost	✉	Kód výrobku
M3	200	56320.030.001	M5	200	56320.050.001	M8	200	56320.080.001
M4	200	56320.040.001	M6	200	56320.060.001	M10	100	56320.100.001

Plochá podložka pro čepy s hlavou

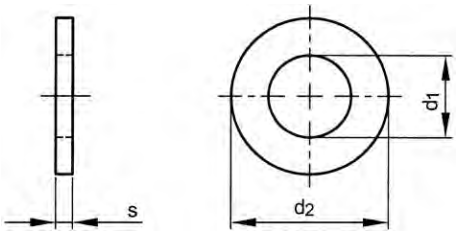

DIN **1440**
ISO (8738)

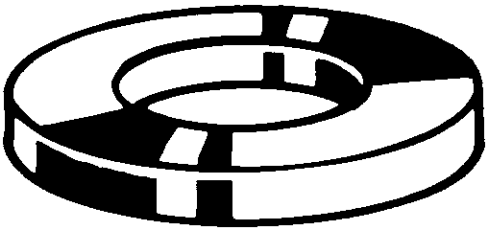

Technické údaje

Pro čep ø	d_1 (H11)	d_2	s	Pro čep ø	d_1 (H11)	d_2	s
3	3	6	0.8	20	20	32	4
4	4	8	0.8	22	22	34	4
5	5	10	0.8 (1)	23	23	36	4
6	6	12	1.6	24	24	38	4
7	7	14	1.6	25	25	40	4
8	8	16 (15)	2	26	26	40	5
10	10	20 (18)	2.5	27	27	40	5
12	12	25 (20)	3	28	28	42	5
13	13	25	3	30	30	45	5
14	14	28 (22)	3	32	32	50	5
16	16	28 (24)	3	35	35	52	6
18	18	30	4	40	40	58	6

- V závislosti na množství může být dodáno dle ISO 8738 s odpovídajícím rozměrem uvedeným v závorce.

Skupiny produktů

Materiál	Povrchová úprava	Kód	Strana
Oc	Zn	38760	7-27
NO A2		51534	7-27
NO A4		55534	7-28

38760 Plochá podložka pro čepy s hlavou — L07G

Materiál Ocel
Povrchová úprava Pozinkované

Pro čep ø	✉	Kód výrobku	Pro čep ø	✉	Kód výrobku	Pro čep ø	✉	Kód výrobku
4MM	250	38760.040.001	14MM	150	38760.140.001	25MM	25	38760.250.001
5MM	250	38760.050.001	16MM	100	38760.160.001	26MM	25	38760.260.001
6MM	250	38760.060.001	18MM	100	38760.180.001	28MM	25	38760.280.001
8MM	250	38760.080.001	20MM	100	38760.200.001	30MM	25	38760.300.001
10MM	200	38760.100.001	22MM	50	38760.220.001			
12MM	150	38760.120.001	23MM	25	38760.230.001			

51534 Plochá podložka pro čepy s hlavou — R09A

Materiál Nerezocel A2

Pro čep ø	✉	Kód výrobku	Pro čep ø	✉	Kód výrobku	Pro čep ø	✉	Kód výrobku
3MM*	500	51534.030.001	13MM*	100	51534.130.001	25MM*	50	51534.250.001
4MM	100	51534.040.001	14MM	50	51534.140.001	26MM*	50	51534.260.001
5MM	100	51534.050.001	16MM	50	51534.160.001	27MM*	50	51534.270.001
6MM	100	51534.060.001	18MM*	100	51534.180.001	28MM*	50	51534.280.001
7MM*	500	51534.070.001	20MM*	100	51534.200.001	30MM*	50	51534.300.001
8MM	100	51534.080.001	22MM*	100	51534.220.001	32MM*	50	51534.320.001
10MM	100	51534.100.001	23MM*	50	51534.230.001	35MM*	25	51534.350.001
12MM	100	51534.120.001	24MM*	50	51534.240.001	40MM*	25	51534.400.001

55534	Plochá podložka pro čepy s hlavou	R45A

Materiál Nerezocel A4

Pro čep ø	✉	Kód výrobku	Pro čep ø	✉	Kód výrobku	Pro čep ø	✉	Kód výrobku
M3*	500	55534.030.001	M12*	200	55534.120.001	M24*	50	55534.240.001
M4*	500	55534.040.001	M13*	100	55534.130.001	M25*	50	55534.250.001
M5*	500	55534.050.001	M14*	100	55534.140.001	M26*	50	55534.260.001
M6*	500	55534.060.001	M16*	100	55534.160.001	M28*	50	55534.280.001
M7*	500	55534.070.001	M18*	100	55534.180.001	M30*	50	55534.300.001
M8*	200	55534.080.001	M20*	100	55534.200.001	M32*	50	55534.320.001
M10*	200	55534.100.001	M22*	100	55534.220.001			

Plochá podložka pro čepy s hlavou

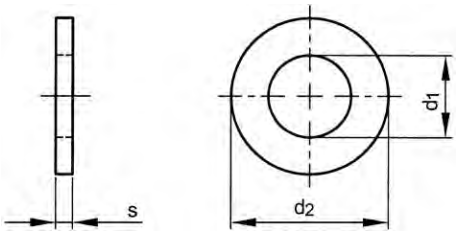

DIN 1441

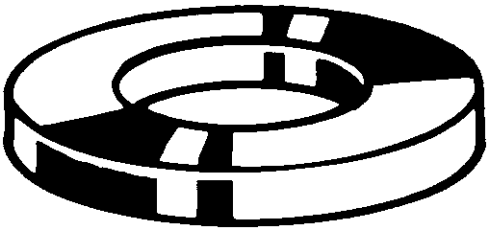

Technické údaje

Pro čep ø	d_1	d_2	s	Pro čep ø	d_1	d_2	s
5	5.5	10	0.8	**24**	25	38	4
6	7	12	1.6	**25**	26	40	4
7	8	14	1.6	**26**	27	40	5
8	9	16	2	**28**	29	42	5
10	11	20	2.5	**30**	31	45	5
12	13	25	3	**33**	34	50	5
13	13	25	3	**36**	37	52	6
14	15	28	3	**40**	41	58	6
16	17	28	3	**50**	51	68	8
18	19	30	4	**60**	62	80	9
20	21	32	4	**70**	72	95	10
22	23	34	4	**75**	78	100	10
23	24	36	4	**80**	82	110	12

Skupiny produktů

Materiál	Kód	Strana
Oc	38958	7-28
NO A1	51535	7-29

38958	Plochá podložka pro čepy s hlavou	L07G

Materiál Ocel

Pro čep ø	✉	Kód výrobku	Pro čep ø	✉	Kód výrobku	Pro čep ø	✉	Kód výrobku
12MM	500	38958.120.001	23MM	100	38958.230.001	40MM	100	38958.400.001
14MM	500	38958.140.001	25MM	100	38958.250.001	50MM	100	38958.500.001
16MM	500	38958.160.001	28MM	100	38958.280.001	60MM	25	38958.600.001
18MM	100	38958.180.001	30MM	100	38958.300.001	70MM	25	38958.700.001
20MM	100	38958.200.001	33MM	100	38958.330.001	75MM	25	38958.750.001
22MM	100	38958.220.001	36MM	100	38958.360.001	80MM	25	38958.800.001

51535 Plochá podložka pro čepy s hlavou R05A

Materiál Nerezocel A1

Pro čep ø	✉	Kód výrobku	Pro čep ø	✉	Kód výrobku	Pro čep ø	✉	Kód výrobku
5MM*	200	51535.050.001	13MM*	100	51535.130.001	24MM*	50	51535.240.001
6MM*	100	51535.060.001	14MM*	100	51535.140.001	26MM*	25	51535.260.001
7MM*	100	51535.070.001	16MM*	100	51535.160.001	28MM*	25	51535.280.001
8MM*	100	51535.080.001	18MM*	50	51535.180.001	30MM*	25	51535.300.001
10MM*	100	51535.100.001	20MM*	50	51535.200.001			
12MM*	100	51535.120.001	22MM*	50	51535.220.001			

Plochá podložka

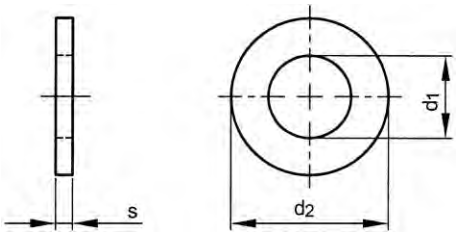

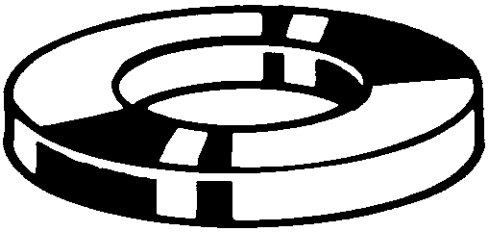

Technické údaje

Pro nom. velikost	d_1	d_2	s	Pro nom. velikost	d_1	d_2	s
M2	2.2	5.5	0.3	M10	10.3	22	1.5
M2.6	2.8	7	0.5	M12	13.2	28	2
M3	3.5	8	0.5	M14	14.8	31	2
M3.5	3.7	8	0.5	M16	16.5	34	2
M4	4.2	9	0.6	M20	21	40	2.5
M5	5.2	12	0.7	M22	22.8	46	2.5
M6	6.5	14	0.8	M24	26.5	52	3
M8	8.5	18	1.5				

Skupiny produktů

Materiál	Povrchová úprava		Kód	Strana
Al			45180	7-29
Br	Ni.		50020	7-29
Br	Ni.	Velké Balení	50030	7-30

45180 Plochá podložka W01A

Materiál Hliník

Pro nom. velikost	✉	Kód výrobku	Pro nom. velikost	✉	Kód výrobku	Pro nom. velikost	✉	Kód výrobku
M4	1000	45180.040.001	M8	250	45180.080.001	M16	100	45180.160.001
M5	1000	45180.050.001	M10	250	45180.100.001	M20	50	45180.200.001
M6	1000	45180.060.001	M12	100	45180.120.001			

50020 Plochá podložka M11F

Materiál Mosaz
Povrchová úprava Poniklované

Pro nom. velikost	✉	Kód výrobku	Pro nom. velikost	✉	Kód výrobku	Pro nom. velikost	✉	Kód výrobku
M2	500	50020.020.001	M3,5	250	50020.035.001	M5	250	50020.050.001
M2,6	500	50020.026.001	M4	250	50020.040.001	M6	250	50020.060.001
M3	250	50020.030.001						

50030 **Plochá podložka** **M11F**

Materiál Mosaz
Povrchová úprava Poniklované

Pro nom. velikost	✉	Kód výrobku	Pro nom. velikost	✉	Kód výrobku	Pro nom. velikost	✉	Kód výrobku
M8	250	50030.080.001	M14	100	50030.140.001	M22	50	50030.220.001
M10	250	50030.100.001	M16	100	50030.160.001	M24	50	50030.240.001
M12	100	50030.120.001	M20	50	50030.200.001			

Plochá podložka AG3

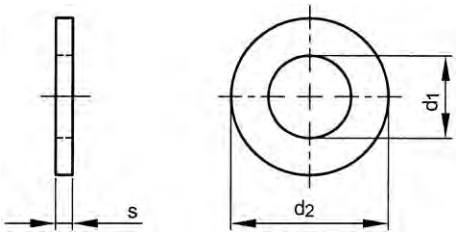

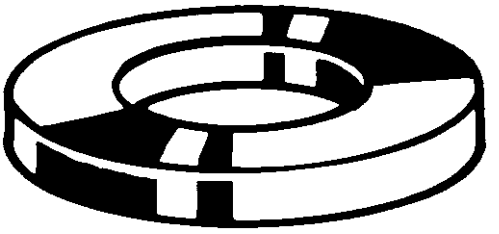

Technické údaje

Pro nom. velikost	d_1	d_2	s
M3	3.5	8	0.8
M4	4.5	10	0.8
M5	5.5	12	1
M6	6.25	14	1.2
M8	8.25	18	1.5
M10	10.25	22	2

45150 **Plochá podložka hliníková** **W01A**

Materiál Hliník Sopral A-G3
Povrchová úprava Anodizované

Pro nom. velikost	✉	Kód výrobku	Pro nom. velikost	✉	Kód výrobku	Pro nom. velikost	✉	Kód výrobku
M3	500	45150.030.001	M5	500	45150.050.001	M8	250	45150.080.001
M4	500	45150.040.001	M6	500	45150.060.001	M10	200	45150.100.001

Ploché podložky

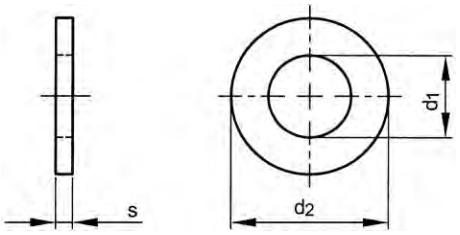

ISO 7089

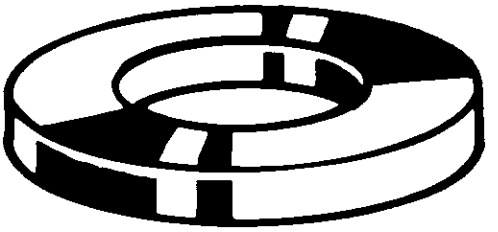

Technické údaje

Pro nom. velikost	d_1	d_2	s
M3	3.2	7	0.5
M4	4.3	9	0.8
M5	5.3	10	1
M6	6.4	12	1.6
M8	8.4	16	1.6
M10	10.5	20	2
M12	13	24	2.5
M14	15	28	2.5
M16	17	30	3
M18	19	34	3
M20	21	37	3
M22	23	39	3
M24	25	44	4
M27	28	50	4
M30	31	56	4
M33	34	60	5
M36	37	66	5
M39	42	72	6
M42	45	78	8
M45	48	85	8

Skupiny produktů

Materiál	Povrchová úprava	Kód	Strana
Oc 200HV	Zn	38131	7-31
Oc 200HV	Žzn	38133	7-31
NO A4		55425	7-32

38131 Ploché podložky L01A

Materiál Ocel 200HV
Povrchová úprava Pozinkované

Pro nom. velikost	✉	Kód výrobku	Pro nom. velikost	✉	Kód výrobku	Pro nom. velikost	✉	Kód výrobku
M10	500	38131.100.001	M20	100	38131.200.001	M30	50	38131.300.001
M12	500	38131.120.001	M24	50	38131.240.001	M36	50	38131.360.001
M16	250	38131.160.001	M27	50	38131.270.001			

38133 Ploché podložky L01A

Materiál Ocel 200HV
Povrchová úprava Žárový zinek

Pro nom. velikost	✉	Kód výrobku	Pro nom. velikost	✉	Kód výrobku	Pro nom. velikost	✉	Kód výrobku
M10	500	38133.100.001	M20	100	38133.200.001	M30	50	38133.300.001
M12	500	38133.120.001	M24	50	38133.240.001	M36	50	38133.360.001
M16	250	38133.160.001	M27	50	38133.270.001			

55425	Ploché podložky	R45A

Materiál Nerezocel A4

Pro nom. velikost	✉	Kód výrobku	Pro nom. velikost	✉	Kód výrobku	Pro nom. velikost	✉	Kód výrobku
M3*	1000	55425.030.001	M14*	200	55425.140.001	M30*	50	55425.300.001
M4*	1000	55425.040.001	M16*	200	55425.160.001	M33*	25	55425.330.001
M5*	1000	55425.050.001	M18*	200	55425.180.001	M36*	25	55425.360.001
M6*	500	55425.060.001	M20*	200	55425.200.001	M39*	25	55425.390.001
M8*	500	55425.080.001	M22*	100	55425.220.001	M42*	25	55425.420.001
M10*	200	55425.100.001	M24*	100	55425.240.001	M45*	10	55425.450.001
M12*	200	55425.120.001	M27*	50	55425.270.001			

Ploché podložky

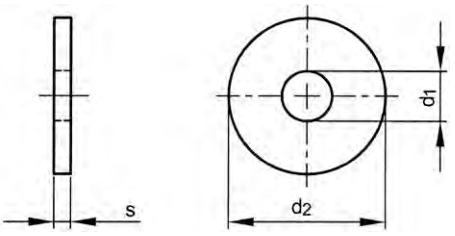

ISO 7093

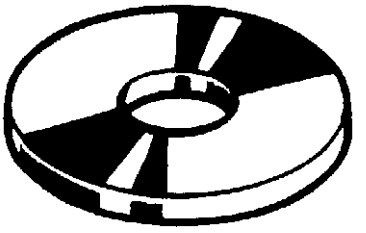

Technické údaje

Pro nom. velikost	d_1	d_2	s
M3	3.2	9	0.8
M3.5	3.7	11	0.8
M4	4.3	12	1
M5	5.3	15	1
M6	6.4	18	1.6
M8	8.4	24	2
M10	10.5	30	2.5
M12	13	37	3
M14	15	44	3
M16	17	50	3
M18	19	56	4
M20	21	60	4
M22	23	66	5
M24	25	72	5
M30	33	92	6

Skupiny produktů

Materiál	Kód	Strana
NO A2	51531	7-32
NO A4	55531	7-33

51531	Ploché podložky	R05A

Materiál Nerezocel A2

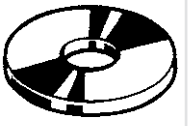

Pro nom. velikost	✉	Kód výrobku	Pro nom. velikost	✉	Kód výrobku	Pro nom. velikost	✉	Kód výrobku
M3*	1000	51531.030.001	M8*	500	51531.080.001	M18*	50	51531.180.001
M3,5*	1000	51531.035.001	M10*	200	51531.100.001	M20*	50	51531.200.001
M4*	1000	51531.040.001	M12*	200	51531.120.001	M22*	50	51531.220.001
M5*	1000	51531.050.001	M14*	100	51531.140.001	M24*	25	51531.240.001
M6*	500	51531.060.001	M16*	100	51531.160.001	M30*	25	51531.300.001

55531	Ploché podložky	R45A

Materiál Nerezocel A4

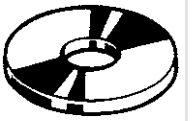

Pro nom. velikost	✉	Kód výrobku	Pro nom. velikost	✉	Kód výrobku	Pro nom. velikost	✉	Kód výrobku
M3*	1000	55531.030.001	M10*	200	55531.100.001	M20*	50	55531.200.001
M4*	1000	55531.040.001	M12*	200	55531.120.001	M22*	50	55531.220.001
M5*	1000	55531.050.001	M14*	100	55531.140.001	M24*	25	55531.240.001
M6*	500	55531.060.001	M16*	100	55531.160.001	M30*	25	55531.300.001
M8*	500	55531.080.001	M18*	50	55531.180.001			

Plochá podložka se zkosením

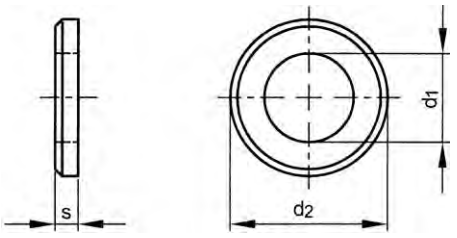

DIN **125-1B**
ISO 7090
NEN 2269 B

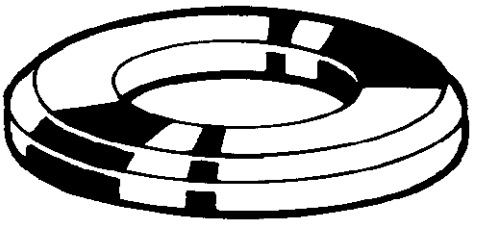

Technické údaje

Pro nom. velikost	d_1	d_2	s	Pro nom. velikost	d_1	d_2	s
M2.5	2.7	6	0.5	M24	25	44	4
M3	3.2	7	0.5	M27	28	50	4
M4	4.3	9	0.8	M30	31	56	4
M5	5.3	10	1	M33	34	60	5
M6	6.4	12	1.6	M36	37	66	5
M7	7.4	14	1.6	M39	40	72	6
M8	8.4	16	1.6	M42	43	78	7
M10	10.5	20	2	M45	46	85	7
M12	13	24	2.5	M48	50	92	8
M14	15	28	2.5	M52	54	98	8
M16	17	30	3	M56	58	105	9
M18	19	34	3	M60	62	110	9
M20	21	37	3	M64	66	115	9
M22	23	39	3				

Skupiny produktů

Materiál	Povrchová úprava		Kód	Strana
Oc 140HV			38160	7-33
Oc 140HV	Zn		38180	7-34
Oc 140HV	Zn	Velké Balení	38190	7-34
NO A4			55426	7-34
Br			50040	7-34
Br	Ni.		50150	7-34

38160	Plochá podložka se zkosením	L07G

Materiál Ocel 140HV

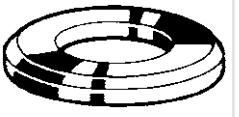

Pro nom. velikost	✉	Kód výrobku	Pro nom. velikost	✉	Kód výrobku	Pro nom. velikost	✉	Kód výrobku
M4	250	38160.040.001	M18	100	38160.180.001	M39	10	38160.390.001
M5	250	38160.050.001	M20	100	38160.200.001	M42	10	38160.420.001
M6	250	38160.060.001	M22	50	38160.220.001	M45	10	38160.450.001
M7	250	38160.070.001	M24	50	38160.240.001	M48	10	38160.480.001
M8	250	38160.080.001	M27	25	38160.270.001	M52	5	38160.520.001
M10	200	38160.100.001	M30	25	38160.300.001	M56	5	38160.560.001
M12	150	38160.120.001	M33	25	38160.330.001	M60	5	38160.600.001
M14	100	38160.140.001	M36	25	38160.360.001	M64	5	38160.640.001
M16	100	38160.160.001						

38180 Plochá podložka se zkosením — L07G

Materiál Ocel 140HV
Povrchová úprava Pozinkované

Pro nom. velikost	✉	Kód výrobku	Pro nom. velikost	✉	Kód výrobku	Pro nom. velikost	✉	Kód výrobku
M4	250	38180.040.001	M18	100	38180.180.001	M42	10	38180.420.001
M5	250	38180.050.001	M20	100	38180.200.001	M45	10	38180.450.001
M6	250	38180.060.001	M22	50	38180.220.001	M48	10	38180.480.001
M7	250	38180.070.001	M24	50	38180.240.001	M52	5	38180.520.001
M8	250	38180.080.001	M27	25	38180.270.001	M56	5	38180.560.001
M10	200	38180.100.001	M30	25	38180.300.001	M60	5	38180.600.001
M12	150	38180.120.001	M33	25	38180.330.001	M64	5	38180.640.001
M14	100	38180.140.001	M36	25	38180.360.001			
M16	100	38180.160.001	M39	10	38180.390.001			

38190 Plochá podložka se zkosením — L07G

Materiál Ocel 140HV
Povrchová úprava Pozinkované

Pro nom. velikost	✉	Kód výrobku	Pro nom. velikost	✉	Kód výrobku	Pro nom. velikost	✉	Kód výrobku
M5	2500	38190.050.001	M8	2000	38190.080.001	M12	500	38190.120.001
M6	2000	38190.060.001	M10	1000	38190.100.001	M16	400	38190.160.001

55426 Plochá podložka se zkosením — R45A

Materiál Nerezocel A4

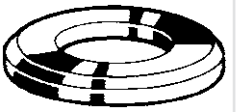

7

Pro nom. velikost	✉	Kód výrobku	Pro nom. velikost	✉	Kód výrobku	Pro nom. velikost	✉	Kód výrobku
M5	250	55426.050.001	M12	200	55426.120.001	M24	50	55426.240.001
M6	250	55426.060.001	M16	100	55426.160.001	M27	25	55426.270.001
M8	250	55426.080.001	M20	100	55426.200.001	M30	25	55426.300.001
M10	200	55426.100.001						

50040 Plochá podložka se zkosením — M11F

Materiál Mosaz

Pro nom. velikost	✉	Kód výrobku	Pro nom. velikost	✉	Kód výrobku	Pro nom. velikost	✉	Kód výrobku
M3	250	50040.030.001	M10	100	50040.100.001	M22	50	50040.220.001
M4	250	50040.040.001	M12	100	50040.120.001	M24	50	50040.240.001
M5	250	50040.050.001	M14	100	50040.140.001	M27	50	50040.270.001
M6	250	50040.060.001	M16	100	50040.160.001	M30	25	50040.300.001
M7	250	50040.070.001	M18	100	50040.180.001			
M8	250	50040.080.001	M20	50	50040.200.001			

50150 Plochá podložka se zkosením — M11F

Materiál Mosaz
Povrchová úprava Poniklované

Pro nom. velikost	✉	Kód výrobku	Pro nom. velikost	✉	Kód výrobku	Pro nom. velikost	✉	Kód výrobku
M2,5	250	50150.025.001	M5	250	50150.050.001	M10	100	50150.100.001
M3	250	50150.030.001	M6	250	50150.060.001	M12	100	50150.120.001
M4	250	50150.040.001	M8	250	50150.080.001	M16	100	50150.160.001

Ploché podložky

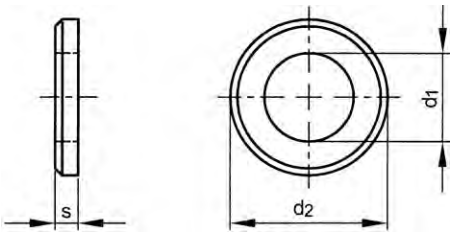

ISO 7090

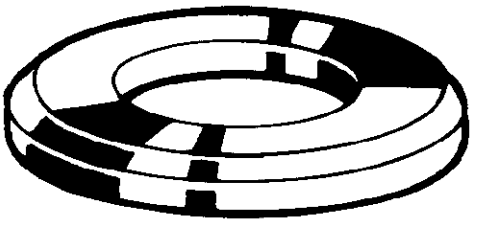

Technické údaje

Pro nom. velikost	d_1	d_2	s
M5	5.3	10	1
M6	6.4	12	1.6
M8	8.4	16	1.6
M10	10.5	20	2
M12	13	24	2.5
M14	15	28	2.5
M16	17	30	3
M18	19	34	3
M20	21	37	3
M22	23	39	3
M24	25	44	4
M27	28	50	4
M30	31	56	4
M33	34	60	5
M36	37	66	5

Skupiny produktů

Materiál	Kód	Strana
NO A2	51427	7-35
NO A4	55427	7-35

7

51427 Ploché podložky R05A

Materiál Nerezocel A2

Pro nom. velikost	✉	Kód výrobku	Pro nom. velikost	✉	Kód výrobku	Pro nom. velikost	✉	Kód výrobku
M5*	200	51427.050.001	M14*	100	51427.140.001	M24*	50	51427.240.001
M6*	200	51427.060.001	M16*	100	51427.160.001	M27*	25	51427.270.001
M8*	200	51427.080.001	M18*	100	51427.180.001	M30*	25	51427.300.001
M10*	100	51427.100.001	M20*	50	51427.200.001	M33*	10	51427.330.001
M12*	100	51427.120.001	M22*	50	51427.220.001	M36*	10	51427.360.001

55427 Ploché podložky R45A

Materiál Nerezocel A4

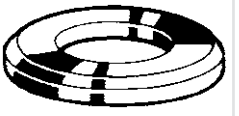

Pro nom. velikost	✉	Kód výrobku	Pro nom. velikost	✉	Kód výrobku	Pro nom. velikost	✉	Kód výrobku
M5*	200	55427.050.001	M14*	100	55427.140.001	M22*	50	55427.220.001
M6*	200	55427.060.001	M16*	100	55427.160.001	M24*	50	55427.240.001
M8*	200	55427.080.001	M18*	100	55427.180.001	M27*	25	55427.270.001
M10*	100	55427.100.001	M20*	50	55427.200.001	M30*	25	55427.300.001
M12*	100	55427.120.001						

Plochá podložka velká Nerezocel

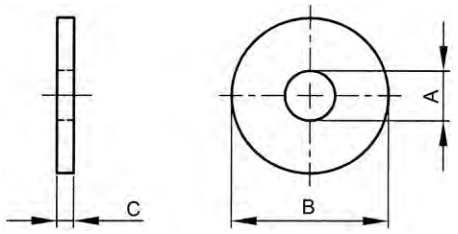

ASME ≈B18.21.1

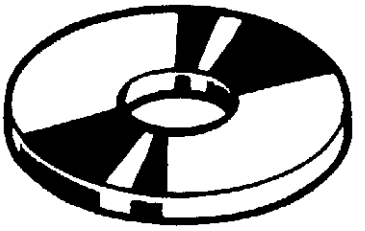

Technické údaje

Pro nom. velikost	A	B	C
U51530.013.0001 NO.6	0.1560	0.6250	0.0310
U51530.013.0002 NO.6	0.1560	0.5630	0.0470
U51530.019.0001 NO.10	0.2190	0.5000	0.0470
U51530.019.0002 NO.10	0.2190	0.6880	0.0470
U51530.025.0001 1/4	0.2810	0.5000	0.0470
U51530.025.0002 1/4	0.2810	0.5630	0.0650
U51530.025.0006 1/4	0.2850	1.2500	0.1250
U51530.031.0001 5/16	0.3480	0.6250	0.0650
U55530.013.0001 NO.6	0.1560	0.5630	0.0470
U55530.019.0002 NO.10	0.2190	0.6880	0.0470
U55530.025.0001 1/4	0.2810	0.5000	0.0470
U55530.025.0002 1/4	0.2810	0.5630	0.0650
U55530.031.0001 5/16	0.3480	0.6250	0.0650

Skupiny produktů

Materiál	Kód	Strana
NO A2 (AISI304/18-8)	U51530	7-36
NO A4 (AISI316/18-10)	U55530	7-36

7

U51530 Plochá podložka velká Nerezocel **X15A**

Materiál Nerezocel A2 (AISI 304/18-8)

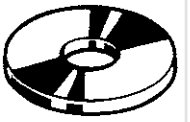

Pro nom. velikost	✉	Kód výrobku	Pro nom. velikost	✉	Kód výrobku	Pro nom. velikost	✉	Kód výrobku
NO.6*	50	U51530.013.0001	NO.10*	50	U51530.019.0002	1/4*	50	U51530.025.0006
NO.6*	50	U51530.013.0002	1/4*	50	U51530.025.0001	5/16*	50	U51530.031.0001
NO.10*	50	U51530.019.0001	1/4*	50	U51530.025.0002			

U55530 Plochá podložka velká Nerezocel **X15A**

Materiál Nerezocel A4 (AISI 316/18-10)

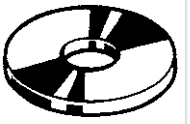

Pro nom. velikost	✉	Kód výrobku	Pro nom. velikost	✉	Kód výrobku	Pro nom. velikost	✉	Kód výrobku
NO.6*	50	U55530.013.0001	1/4*	50	U55530.025.0001	5/16*	50	U55530.031.0001
NO.10*	50	U55530.019.0002	1/4*	50	U55530.025.0002			

Plochá podložka velká

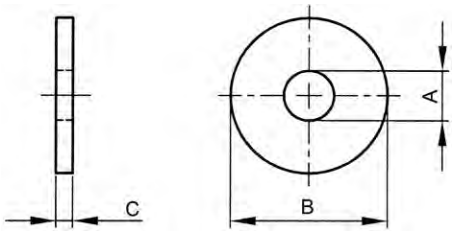

ASME ≈B18.21.1

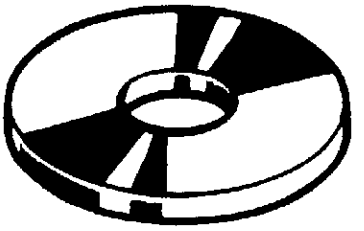

Technické údaje

Pro nom. velikost	A	B	C
U38160.013.0002 NO.6	0.1560	0.5630	0.0470
U38160.016.0001 NO.8	0.1880	0.7500	0.0470
U38160.019.0002 NO.10	0.2190	0.6880	0.0470
U38160.019.0008 NO.10	0.2190	1.0000	0.1250
U38160.019.0009 NO.10	0.2190	1.0000	0.2500
U38160.025.0001 1/4	0.2850	0.5000	0.0470
U38160.025.0002 1/4	0.2850	0.5630	0.0470
U38160.025.0008 1/4	0.2850	1.5000	0.1250
U38160.025.0009 1/4	0.2850	1.5000	0.2500
U38160.031.0001 5/16	0.3480	0.6250	0.0470
U38160.031.0008 5/16	0.3480	2.0000	0.1250
U38160.031.0009 5/16	0.3480	2.0000	0.2500
U38160.037.0005 3/8	0.4100	2.0000	0.1250
U38160.037.0006 3/8	0.4100	2.0000	0.2500
U38160.050.0003 1/2	0.5350	2.0000	0.1250
U38160.050.0004 1/2	0.5350	2.0000	0.2500
U38160.050.0006 1/2	0.5350	3.0000	0.2500
U38160.062.0001 5/8	0.6880	2.5000	0.1250
U38160.062.0002 5/8	0.6880	2.5000	0.2500
U38160.062.0003 5/8	0.6880	3.0000	0.2500
U38160.075.0001 3/4	0.7810	3.0000	0.1250
U38160.075.0002 3/4	0.7810	3.0000	0.2500
U38160.075.0003 3/4	0.7810	3.0000	0.3750
U38160.087.0001 7/8	0.9380	3.0000	0.2500
U38160.087.0002 7/8	0.9380	3.2500	0.1250
U38160.087.0003 7/8	0.9380	3.2500	0.2500
U38160.087.0004 7/8	0.9380	3.2500	0.3750
U38160.100.0001 1	1.0630	3.2500	0.2500
U38160.100.0002 1	1.0630	3.5000	0.1250
U38160.100.0003 1	1.0630	3.5000	0.2500
U38160.100.0004 1	1.0630	3.5000	0.3750
U38160.125.0001 1.1/4	1.3750	4.0000	0.5000

U38160 Plochá podložka velká **X09A**

Materiál Ocel

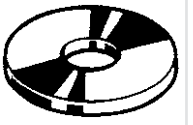

Pro nom. velikost	✉	Kód výrobku	Pro nom. velikost	✉	Kód výrobku	Pro nom. velikost	✉	Kód výrobku
NO.6*	100	U38160.013.0002	5/16*	100	U38160.031.0009	3/4*	20	U38160.075.0003
NO.8*	100	U38160.016.0001	3/8*	100	U38160.037.0005	7/8*	10	U38160.087.0001
NO.10*	100	U38160.019.0002	3/8*	100	U38160.037.0006	7/8*	10	U38160.087.0002
NO.10*	100	U38160.019.0008	1/2*	50	U38160.050.0003	7/8*	10	U38160.087.0003
NO.10*	100	U38160.019.0009	1/2*	50	U38160.050.0004	7/8*	10	U38160.087.0004
1/4*	100	U38160.025.0001	1/2*	50	U38160.050.0006	1 Inch*	5	U38160.100.0001
1/4*	100	U38160.025.0002	5/8*	25	U38160.062.0001	1 Inch*	5	U38160.100.0002
1/4*	100	U38160.025.0008	5/8*	25	U38160.062.0002	1 Inch*	5	U38160.100.0003
1/4*	100	U38160.025.0009	5/8*	25	U38160.062.0003	1 Inch*	5	U38160.100.0004
5/16*	100	U38160.031.0001	3/4*	20	U38160.075.0001	1.1/4*	5	U38160.125.0001
5/16*	100	U38160.031.0008	3/4*	20	U38160.075.0002			

Plochá podložka ≈ 3 x d1

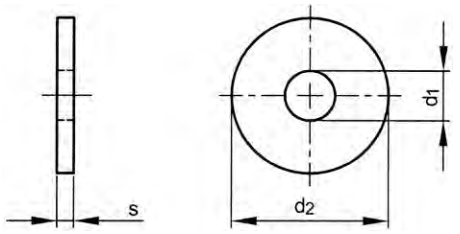

DIN	**9021**
ISO	7093
NEN	2276
NF	E25-513

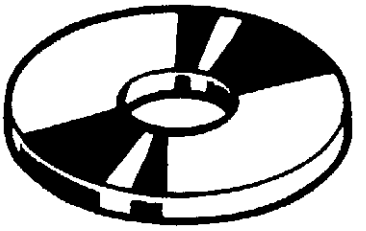

Technické údaje

Pro nom. velikost	d_1 (min.)	d_2 (max.)	s	Pro nom. velikost	d_1 (min.)	d_2 (max.)	s
M2 (≠DIN)	2.2	7	0.8	M10	10.5	30	2.5
M2.5	2.7	8	0.8	M12	13	37	3
M3	3.2	9	0.8	M14	15	44	3
M3.5	3.7	11	0.8	M16	17	50	3
M4	4.3	12	1	M18	20	56	4
M5	5.3	15	1.2	M20	22	60	4
M6	6.4	18	1.6	M24	26	72	5
M7	7.4	22	2	M30	33	92	6
M8	8.4	24	2	M36	39	110	8

Skupiny produktů

Materiál	Třída	Povrchová úprava		Barva	Kód	Strana
Oc					38209	7-38
Oc		Zn			38210	7-38
Oc		Zn	Velké Balení		38220	7-39
Oc		Zn žl			38211	7-39
Oc		Žzn			38212	7-39
NO A2					51530	7-39
NO A4					55530	7-39
Plast PA	PA 6.6			Černá	56332	7-40
Plast PA	PA 6.6			Bílá	56330	7-40

7

38209 Plochá podložka ≈ 3 x d1 — L01A

Materiál Ocel

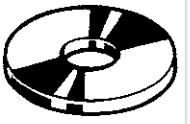

Pro nom. velikost	✉	Kód výrobku	Pro nom. velikost	✉	Kód výrobku	Pro nom. velikost	✉	Kód výrobku
M4	500	38209.040.001	M8	200	38209.080.001	M14	100	38209.140.001
M5	200	38209.050.001	M10	200	38209.100.001	M16	100	38209.160.001
M6	200	38209.060.001	M12	100	38209.120.001	M20	100	38209.200.001

38210 Plochá podložka ≈ 3 x d1 — L01A

Materiál Ocel
Povrchová úprava Pozinkované

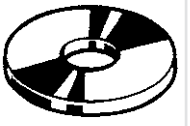

Pro nom. velikost	✉	Kód výrobku	Pro nom. velikost	✉	Kód výrobku	Pro nom. velikost	✉	Kód výrobku
M3	250	38210.030.001	M7	250	38210.070.001	M16	100	38210.160.001
M3,5	250	38210.035.001	M8	250	38210.080.001	M18	100	38210.180.001
M4	250	38210.040.001	M10	200	38210.100.001	M20	100	38210.200.001
M5	250	38210.050.001	M12	200	38210.120.001	M24	100	38210.240.001
M6	250	38210.060.001	M14	100	38210.140.001	M30	50	38210.300.001

38220 Plochá podložka ≈ 3 x d1 — L01A

Materiál Ocel
Povrchová úprava Pozinkované

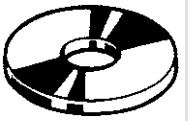

Pro nom. velikost	✉	Kód výrobku	Pro nom. velikost	✉	Kód výrobku	Pro nom. velikost	✉	Kód výrobku
M4	2500	38220.040.001	M7	2000	38220.070.001	M10	750	38220.100.001
M5	2500	38220.050.001	M8	1000	38220.080.001	M12	500	38220.120.001
M6	2000	38220.060.001						

38211 Plochá podložka ≈ 3 x d1 — L01A

Materiál Ocel
Povrchová úprava Pozinkované žlutě pasivované

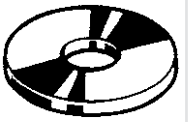

Pro nom. velikost	✉	Kód výrobku	Pro nom. velikost	✉	Kód výrobku	Pro nom. velikost	✉	Kód výrobku
M3	250	38211.030.001	M7	250	38211.070.001	M14	100	38211.140.001
M4	250	38211.040.001	M8	250	38211.080.001	M16	100	38211.160.001
M5	250	38211.050.001	M10	200	38211.100.001	M20	100	38211.200.001
M6	250	38211.060.001	M12	200	38211.120.001	M24	100	38211.240.001

38212 Plochá podložka ≈ 3 x d1 — L01A

Materiál Ocel
Povrchová úprava Žárový zinek

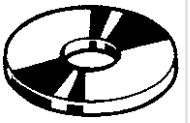

Pro nom. velikost	✉	Kód výrobku	Pro nom. velikost	✉	Kód výrobku	Pro nom. velikost	✉	Kód výrobku
M8	200	38212.080.001	M16	100	38212.160.001	M24	50	38212.240.001
M10	200	38212.100.001	M20	100	38212.200.001	M30	25	38212.300.001
M12	100	38212.120.001						

7

51530 Plochá podložka ≈ 3 x d1 — R05A

Materiál Nerezocel A2

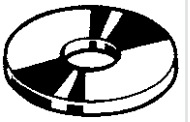

Pro nom. velikost	✉	Kód výrobku	Pro nom. velikost	✉	Kód výrobku	Pro nom. velikost	✉	Kód výrobku
M2*	1000	51530.020.001	M6	200	51530.060.001	M16	200	51530.160.001
M2,5*	1000	51530.025.001	M7*	500	51530.070.001	M18	200	51530.180.001
M3	200	51530.030.001	M8	200	51530.080.001	M20	200	51530.200.001
M3,5*	1000	51530.035.001	M10	200	51530.100.001	M24	25	51530.240.001
M4	200	51530.040.001	M12	200	51530.120.001	M30*	25	51530.300.001
M5	200	51530.050.001	M14	200	51530.140.001	M36*	10	51530.360.001

55530 Plochá podložka ≈ 3 x d1 — R45A

Materiál Nerezocel A4

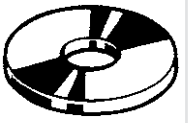

Pro nom. velikost	✉	Kód výrobku	Pro nom. velikost	✉	Kód výrobku	Pro nom. velikost	✉	Kód výrobku
M2*	1000	55530.020.001	M6	200	55530.060.001	M16	200	55530.160.001
M2,5*	1000	55530.025.001	M7*	500	55530.070.001	M18	50	55530.180.001
M3	200	55530.030.001	M8	200	55530.080.001	M20	200	55530.200.001
M3,5*	1000	55530.035.001	M10	200	55530.100.001	M24	25	55530.240.001
M4	200	55530.040.001	M12	200	55530.120.001	M30	25	55530.300.001
M5	200	55530.050.001	M14	200	55530.140.001			

56332 Plochá podložka ≈ 3 x d — W02A

Materiál Plast Polyamid (nylon)
Třída PA 6.6
Barva Černá

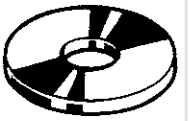

Pro nom. velikost	✉	Kód výrobku	Pro nom. velikost	✉	Kód výrobku	Pro nom. velikost	✉	Kód výrobku
M3	200	56332.030.001	M6	200	56332.060.001	M10	100	56332.100.001
M4	200	56332.040.001	M8	200	56332.080.001	M12	100	56332.120.001
M5	200	56332.050.001						

56330 Plochá podložka ≈ 3 x d1 — W02A

Materiál Plast Polyamid (nylon)
Třída PA 6.6
Barva Bílá

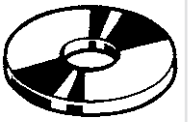

Pro nom. velikost	✉	Kód výrobku	Pro nom. velikost	✉	Kód výrobku	Pro nom. velikost	✉	Kód výrobku
M3	200	56330.030.009	M6	200	56330.060.017	M10	100	56330.100.030
M4	200	56330.040.012	M6 (s=2)	200	56330.060.018	M12 (d2=40)	100	56330.120.040
M5	200	56330.050.015	M8	200	56330.080.025	M16	100	56330.160.050

Podložka pro dřevěné konstrukce

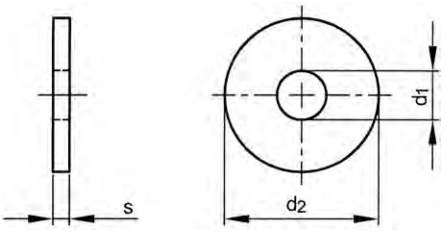

DIN	**440 R**
ISO	7094
NEN	2275
NF	E25-513

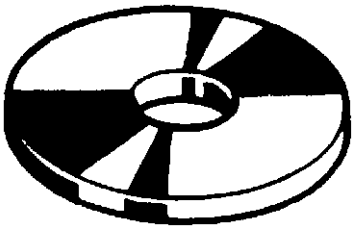

7

Technické údaje

Pro nom. velikost	d_1	d_2	s	Pro nom. velikost	d_1	d_2	s
M5	5.5	18	2	**M16**	17.5	56	5
M6	6.6	22	2	**M20**	22	72	6
M8	9	28	3	**M22**	24	80	6
M10	11	34	3	**M24**	26	85	6
M12	13.5	44	4	**M27**	30	98	6
M14	15.5	50	4	**M30**	33	105	6

Skupiny produktů

Materiál	Povrchová úprava	Kód	Strana
Oc	Zn	38240	7-40
Oc	Žzn	38230	7-41
NO A2		51590	7-41
NO A4		55590	7-41

38240 Podložka pro dřevěné konstrukce — L07G

Materiál Ocel
Povrchová úprava Pozinkované

RoHS

Pro nom. velikost	✉	Kód výrobku	Pro nom. velikost	✉	Kód výrobku	Pro nom. velikost	✉	Kód výrobku
M5	100	38240.050.001	M12	100	38240.120.001	M24	25	38240.240.001
M6	100	38240.060.001	M16	100	38240.160.001	M27	25	38240.270.001
M8	100	38240.080.001	M20	50	38240.200.001	M30	25	38240.300.001
M10	100	38240.100.001						

38230 Podložka pro dřevěné konstrukce A08G

Materiál Ocel
Povrchová úprava Žárový zinek

Pro nom. velikost	✉	Kód výrobku	Pro nom. velikost	✉	Kód výrobku	Pro nom. velikost	✉	Kód výrobku
M5	100	38230.050.001	M12	100	38230.120.001	M24	25	38230.240.001
M6	100	38230.060.001	M16	100	38230.160.001	M27	25	38230.270.001
M8	100	38230.080.001	M20	50	38230.200.001	M30	25	38230.300.001
M10	100	38230.100.001						

51590 Podložka pro dřevěné konstrukce R09A

Materiál Nerezocel A2

DIN	**≈440R**
ISO	≈7094
NEN	≈2275
NF	≈E25-513

Pro nom. velikost	✉	Kód výrobku	Pro nom. velikost	✉	Kód výrobku	Pro nom. velikost	✉	Kód výrobku
M5	50	51590.050.001	M12	50	51590.120.001	M20	25	51590.200.001
M6	50	51590.060.001	M14*	50	51590.140.001	M22*	25	51590.220.001
M8	50	51590.080.001	M16	50	51590.160.001	M24	10	51590.240.001
M10	50	51590.100.001						

55590 Podložka pro dřevěné konstrukce R49A

Materiál Nerezocel A4

DIN	**≈440R**
ISO	≈7094
NEN	≈2275
NF	≈E25-513

Pro nom. velikost	✉	Kód výrobku	Pro nom. velikost	✉	Kód výrobku	Pro nom. velikost	✉	Kód výrobku
M5	50	55590.050.001	M10	50	55590.100.001	M20	25	55590.200.001
M6	50	55590.060.001	M12	50	55590.120.001	M22*	25	55590.220.001
M8	50	55590.080.001	M16	50	55590.160.001	M24	10	55590.240.001

Podložka pro dřevěné konstrukce

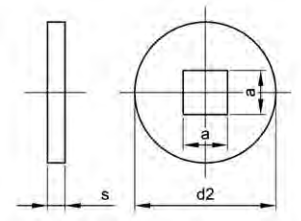

DIN 440V

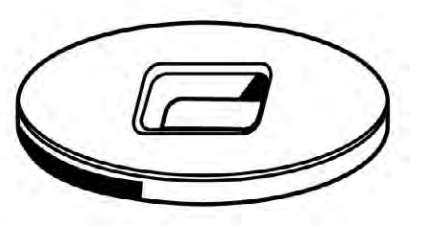

Technické údaje

Pro nom. velikost	a	d_2	s
M5	5.5	18	2
M6	6.6	22	2
M8	9	28	3
M10	11	34	3
M12	14	44	4
M16	18	56	5
M20	22	72	6

Skupiny produktů

Materiál	Kód	Strana
NO A2	51577	7-42
NO A4	55577	7-42

51577 Podložka pro dřevěné konstrukce **R09A**

Materiál Nerezocel A2

Pro nom. velikost	✉	Kód výrobku	Pro nom. velikost	✉	Kód výrobku	Pro nom. velikost	✉	Kód výrobku
M5*	100	51577.050.001	M10*	50	51577.100.001	M16*	50	51577.160.001
M6*	100	51577.060.001	M12*	50	51577.120.001	M20*	25	51577.200.001
M8*	100	51577.080.001						

55577 Podložka pro dřevěné konstrukce **R49A**

Materiál Nerezocel A4

Pro nom. velikost	✉	Kód výrobku	Pro nom. velikost	✉	Kód výrobku	Pro nom. velikost	✉	Kód výrobku
M8*	100	55577.080.001	M10*	50	55577.100.001	M12*	50	55577.120.001

Podložky pro dřevěné konstrukce

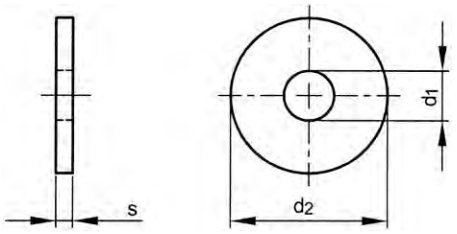

DIN 1052

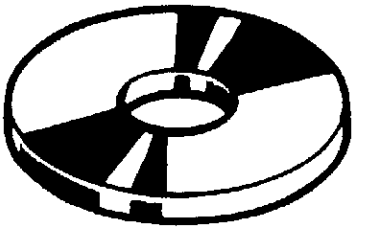

Technické údaje

d	d_1	d_2	s
M12	14	58	6
M16	18	68	6
M20	23	80	8
M22	25	92	8
M24	27	105	8

Skupiny produktů

Materiál	Kód	Strana
NO A2	51533	7-43
NO A4	55533	7-43

51533 Podložky pro dřevěné konstrukce **R05A**

Materiál Nerezocel A2

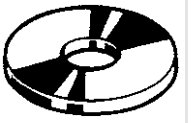

d	✉	Kód výrobku	d	✉	Kód výrobku	d	✉	Kód výrobku
M12*	50	51533.120.001	M20*	25	51533.200.001	M24*	25	51533.240.001
M16*	50	51533.160.001	M22*	25	51533.220.001			

55533 Podložky pro dřevěné konstrukce **R45A**

Materiál Nerezocel A4

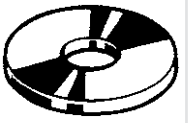

d	✉	Kód výrobku	d	✉	Kód výrobku	d	✉	Kód výrobku
M12*	50	55533.120.001	M20*	25	55533.200.001	M24*	25	55533.240.001
M16*	50	55533.160.001	M22*	25	55533.220.001			

Karosářská podložka

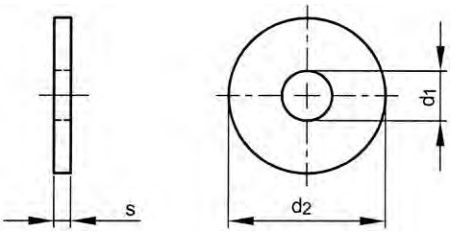

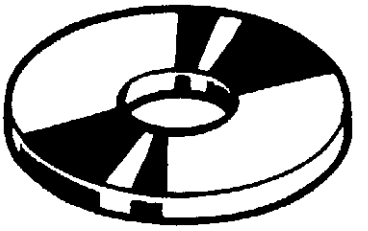

Technické údaje

Pro nom. velikost	d_1	s
M3	3.3	0.8
M4	4.2	1.2
M5	5.2	1.3
M6	6.5	1.5
M7	7.4	1.5
M8	8.4	1.5
M10	10.5	1.5
M11	11.5	1.5
M12	12.5	2

Pro nom. velikost	d_1	s
M14	14.5	2
M16	16.5	2.5
M17	17.2	2.5
M20	20.2	2.5
M22	24	4
M24	25	4
M27	28	4
M30	32	4

Skupiny produktů

Materiál	Povrchová úprava		Kód	Strana
Oc	Zn		38400	7-44
Oc	Zn	Velké Balení	38410	7-44
Oc	Zn žl		38401	7-45
NO A2			51410	7-45
NO A4			55410	7-45

7

38400 Karosářská podložka L01A

Materiál Ocel
Povrchová úprava Pozinkované

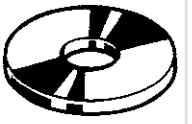

Pro nom. velikost x d_2	✉	Kód výrobku	Pro nom. velikost x d_2	✉	Kód výrobku	Pro nom. velikost x d_2	✉	Kód výrobku
M3X10	100	38400.030.010	M8X25	100	38400.080.025	M12X60	100	38400.120.060
M4X20	100	38400.040.020	M8X30	100	38400.080.030	M14X36	100	38400.140.036
M4X30	250	38400.040.030	M8X35	100	38400.080.035	M14X40	100	38400.140.040
M5X20	100	38400.050.020	M8X38	100	38400.080.038	M14X45	100	38400.140.045
M5X25	100	38400.050.025	M8X40	100	38400.080.040	M16X40	100	38400.160.040
M5X30	100	38400.050.030	M8X45	100	38400.080.045	M16X45	100	38400.160.045
M6X14	100	38400.060.014	M8X50	100	38400.080.050	M16X50	100	38400.160.050
M6X20	100	38400.060.020	M10X30	100	38400.100.030	M17X40	100	38400.170.040
M6X25	100	38400.060.025	M10X35	100	38400.100.035	M17X45	100	38400.170.045
M6X27	100	38400.060.027	M10X38	100	38400.100.038	M20X50	100	38400.200.050
M6X30	100	38400.060.030	M10X40	100	38400.100.040	M20X55	100	38400.200.055
M6X35	100	38400.060.035	M10X50	100	38400.100.050	M22X75	50	38400.220.075
M6X38	100	38400.060.038	M10X50(s=3)	100	38400.100.051	M24X80	50	38400.240.080
M6X40	100	38400.060.040	M10X60	100	38400.100.060	M24X85	50	38400.240.085
M7X20	100	38400.070.020	M11X35	100	38400.110.035	M27X85	25	38400.270.085
M7X25	100	38400.070.025	M12X30	100	38400.120.030	M30X95	25	38400.300.095
M7X30	100	38400.070.030	M12X36	100	38400.120.036			
M8X20	250	38400.080.020	M12X40	100	38400.120.040			

38410 Karosářská podložka L01A

Materiál Ocel
Povrchová úprava Pozinkované

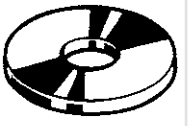

Pro nom. velikost x d_2	✉	Kód výrobku	Pro nom. velikost x d_2	✉	Kód výrobku	Pro nom. velikost x d_2	✉	Kód výrobku
M4X20	2000	38410.040.020	M6X25	700	38410.060.025	M8X30	700	38410.080.030
M5X20	1000	38410.050.020	M6X30	700	38410.060.030	M10X30	700	38410.100.030
M5X30	1000	38410.050.030	M8X25	700	38410.080.025			

38401 Karosářská podložka L01A

Materiál Ocel
Povrchová úprava Pozinkované žlutě pasivované

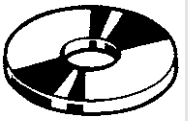

Pro nom. velikost x d_2	✉	Kód výrobku	Pro nom. velikost x d_2	✉	Kód výrobku	Pro nom. velikost x d_2	✉	Kód výrobku
M3X10	100	38401.030.010	M6X30	100	38401.060.030	M10X30	100	38401.100.030
M4X20	100	38401.040.020	M6X40	100	38401.060.040	M12X36	100	38401.120.036
M5X20	100	38401.050.020	M7X25	100	38401.070.025	M14X36	100	38401.140.036
M5X25	100	38401.050.025	M8X25	100	38401.080.025	M16X50	100	38401.160.050
M5X30	100	38401.050.030	M8X30	100	38401.080.030	M20X55	100	38401.200.055
M6X25	100	38401.060.025	M8X40	100	38401.080.040	M24X85	50	38401.240.085

51410 Karosářská podložka R05A

Materiál Nerezocel A2

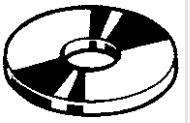

Pro nom. velikost x d_2	✉	Kód výrobku	Pro nom. velikost x d_2	✉	Kód výrobku	Pro nom. velikost x d_2	✉	Kód výrobku
M4X12*	500	51410.040.012	M6X40	200	51410.060.040	M10X30	200	51410.100.030
M4X15*	500	51410.040.015	M6X45*	200	51410.060.045	M10X35	200	51410.100.035
M4X20	200	51410.040.020	M6X50*	200	51410.060.050	M10X40	100	51410.100.040
M4X25*	200	51410.040.025	M6X55*	200	51410.060.055	M10X45*	200	51410.100.045
M5X15*	500	51410.050.015	M8X20	200	51410.080.020	M10X50*	200	51410.100.050
M5X20	200	51410.050.020	M8X25	200	51410.080.025	M12X30	200	51410.120.030
M5X25	200	51410.050.025	M8X30	200	51410.080.030	M12X35*	200	51410.120.035
M5X30*	200	51410.050.030	M8X35*	200	51410.080.035	M12X36	200	51410.120.036
M6X18	200	51410.060.018	M8X40	200	51410.080.040	M12X40*	200	51410.120.040
M6X20	200	51410.060.020	M8X45*	200	51410.080.045	M12X45*	200	51410.120.045
M6X25	200	51410.060.025	M8X50*	200	51410.080.050	M12X50*	200	51410.120.050
M6X30	200	51410.060.030	M8X55*	200	51410.080.055	M16X40	200	51410.160.040
M6X35*	200	51410.060.035	M10X25	200	51410.100.025	M16X50	200	51410.160.050

55410 Karosářská podložka R45A

Materiál Nerezocel A4

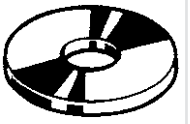

Pro nom. velikost x d_2	✉	Kód výrobku	Pro nom. velikost x d_2	✉	Kód výrobku	Pro nom. velikost x d_2	✉	Kód výrobku
M4X12*	500	55410.040.012	M6X25	200	55410.060.025	M10X25*	200	55410.100.025
M4X15*	500	55410.040.015	M6X30	200	55410.060.030	M10X30X1,5	200	55410.100.030
M4X20	200	55410.040.020	M6X35*	200	55410.060.035	M10X35*	200	55410.100.035
M4X25*	200	55410.040.025	M6X40*	200	55410.060.040	M10X40*	200	55410.100.040
M5X15*	500	55410.050.015	M8X20	200	55410.080.020	M12X30	200	55410.120.030
M5X20	200	55410.050.020	M8X25	200	55410.080.025	M12X35*	200	55410.120.035
M5X24*	200	55410.050.025	M8X30	200	55410.080.030	M12X36	200	55410.120.036
M5X30*	200	55410.050.030	M8X35*	200	55410.080.035	M12X40*	200	55410.120.040
M6X20*	500	55410.060.020	M8X40*	200	55410.080.040	M16X40	200	55410.160.040

Plochá podložka různé velikosti

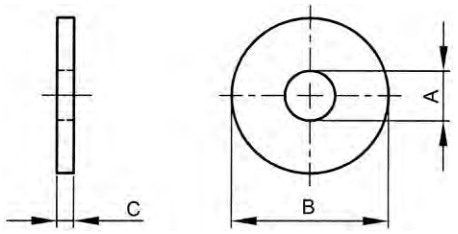

ASME ≈B18.21.1

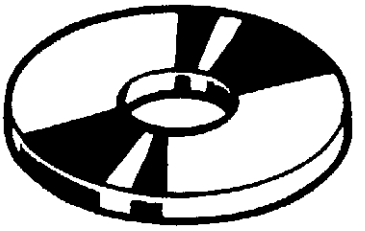

Technické údaje

Č.	A	B	C	Č.	A	B	C
U38400.006.0001 NO.0	0.063	0.125	0.031	U38402.016.0001 NO.8	0.188	0.438	0.049
U38400.006.0002 NO.0	0.063	0.188	0.031	U38402.018.0001 1/4	0.281	0.562	0.049
U38400.006.0003 NO.0	0.063	0.250	0.031	U38402.019.0001 NO.10	0.219	0.500	0.049
U38400.007.0001 NO.2	0.094	0.156	0.031	U38402.175.0001 1.3/4	1.875	4.000	0.180
U38400.007.0002 NO.2	0.094	0.219	0.031	U38402.200.0001 2 Inch	2.125	4.500	0.180
U38400.007.0003 NO.2	0.094	0.281	0.031	U38402.225.0001 2.1/4	2.375	4.750	0.220
U38400.008.0001 NO.2	0.094	0.188	0.031	U38402.250.0001 2.1/2	2.625	5.000	0.238
U38400.008.0002 NO.2	0.094	0.250	0.031	U38402.300.0001 3 Inch	3.125	5.500	0.284
U38400.008.0003 NO.2	0.094	0.344	0.031	U38403.011.0001 NO.4	0.125	0.313	0.078
U38400.011.0001 NO.2	0.094	0.250	0.016	U38403.013.0001 NO.6	0.156	0.375	0.078
U38400.011.0002 NO.4	0.125	0.250	0.047	U38403.016.0001 NO.8	0.188	0.438	0.078
U38400.011.0003 NO.4	0.125	0.313	0.031	U38403.019.0001 NO.8	0.188	0.500	0.094
U38400.011.0004 NO.4	0.125	0.375	0.047	U38403.025.0001 1/4	0.281	0.625	0.125
U38400.011.0005 NO.4	0.125	0.438	0.047	U38403.031.0001 5/16	0.344	0.750	0.125
U38400.013.0001 NO.6	0.156	0.375	0.049	U38403.037.0001 3/8	0.406	0.875	0.125
U38400.013.0002 NO.6	0.156	0.313	0.047	U38403.043.0001 7/16	0.469	1.000	0.125
U38400.013.0003 NO.6	0.156	0.438	0.047	U38403.050.0001 1/2	0.531	1.125	0.125
U38400.013.0004 NO.6	0.156	0.563	0.047	U38403.062.0001 5/8	0.656	1.375	0.125
U38400.016.0001 NO.8	0.188	0.438	0.049	U38403.075.0001 3/4	0.781	1.625	0.125
U38400.016.0002 NO.8	0.188	0.375	0.047	U38403.087.0001 7/8	0.906	1.750	0.156
U38400.016.0003 NO.8	0.188	0.500	0.047	U38403.100.0001 1 Inch	1.031	2.000	0.188
U38400.016.0004 NO.8	0.188	0.625	0.063	U38403.112.0001 1.1/8	1.156	2.250	0.219
U38400.016.0005 NO.10	0.219	0.375	0.047	U38403.125.0001 1.1/4	1.281	2.500	0.281
U38400.018.0001 1/4	0.281	0.562	0.049	U38405.025.0001 1/4	0.281	0.625	0.094
U38400.019.0001 NO.8	0.188	0.406	0.047	U38405.031.0001 5/16	0.344	0.688	0.094
U38400.019.0002 NO.8	0.188	0.563	0.047	U38405.037.0001 3/8	0.406	0.813	0.125
U38400.019.0003 NO.8	0.188	0.718	0.063	U38405.043.0001 7/16	0.469	0.906	0.125
U38400.019.0004 NO.10	0.219	0.500	0.049	U38405.056.0001 9/16	0.594	1.156	0.172
U38400.025.0001 1/4	0.281	0.500	0.063	U38405.062.0001 5/8	0.656	1.313	0.219
U38400.025.0002 1/4	0.281	0.718	0.063	U38405.075.0001 3/4	0.781	1.469	0.219
U38400.025.0003 1/4	0.281	1.000	0.063	U38405.087.0001 7/8	0.938	1.750	0.250
U38400.025.0004 5/16	0.344	0.750	0.063	U38405.100.0001 1 Inch	1.063	2.000	0.250
U38400.031.0001 5/16	0.344	0.625	0.063	U38405.112.0001 1.1/8	1.188	2.250	0.250
U38400.031.0002 5/16	0.344	0.875	0.063	U38405.125.0001 1.1/4	1.375	2.500	0.250
U38400.031.0003 5/16	0.344	1.125	0.063	U38405.137.0001 1.3/8	1.438	2.750	0.250
U38400.037.0001 3/8	0.406	0.718	0.063	U38405.150.0001 1.1/2	1.563	3.000	0.250
U38400.037.0002 3/8	0.406	1.000	0.063	U51410.006.0001 NO.0	0.063	0.125	0.016
U38400.037.0003 3/8	0.406	1.250	0.109	U51410.007.0001 NO.2	0.094	0.156	0.016
U38400.043.0001 7/16	0.469	0.875	0.063	U51410.008.0001 NO.2	0.094	0.188	0.031
U38400.043.0002 7/16	0.469	0.906	0.063	U51410.011.0001 NO.4	0.125	0.313	0.078
U38400.043.0003 7/16	0.469	1.125	0.063	U51410.011.0002 NO.4	0.125	0.250	0.063
U38400.043.0004 7/16	0.469	1.469	0.109	U51410.011.0003 NO.4	0.125	0.313	0.031
U38400.050.0001 1/2	0.531	1.000	0.063	U51410.013.0001 NO.6	0.156	0.375	0.049
U38400.050.0002 1/2	0.531	1.250	0.109	U51410.013.0002 NO.6	0.156	0.313	0.063
U38400.050.0003 1/2	0.531	1.750	0.109	U51410.013.0003 NO.6	0.156	0.375	0.031
U38400.056.0001 9/16	0.594	1.813	0.094	U51410.013.0004 NO.6	0.156	0.375	0.078
U38400.056.0002 5/8	0.625	1.500	0.109	U51410.016.0001 NO.6	0.156	0.375	0.063
U38400.075.0001 3/4	0.781	1.469	0.141	U51410.016.0002 NO.8	0.188	0.438	0.049
U38400.075.0002 3/4	0.781	1.500	0.141	U51410.016.0003 NO.8	0.188	0.438	0.078
U38400.075.0003 3/4	0.781	2.000	0.156	U51410.019.0001 NO.8	0.188	0.500	0.094
U38400.075.0004 3/4	0.813	2.000	0.156	U51410.019.0002 NO.10	0.219	0.500	0.049
U38400.112.0001 1.1/4	1.250	2.750	0.156	U51410.021.0001 1/4	0.281	0.562	0.065
U38400.125.0001 1.1/4	1.375	2.500	0.156	U51410.021.0002 1/4	0.281	0.500	0.047
U38400.137.0001 1.3/8	1.500	2.750	0.156	U51410.025.0001 1/4	0.281	0.500	0.078
U38400.137.0002 1.3/8	1.500	3.250	0.156	U51410.025.0002 1/4	0.281	0.625	0.047
U38400.150.0001 1.1/2	1.625	3.000	0.156	U51410.025.0003 1/4	0.281	0.625	0.125
U38402.013.0001 NO.6	0.156	0.375	0.049	U51410.025.0004 1/4	0.281	0.625	0.188

Technické údaje

Č.	A	B	C
U51410.025.0005 1/4	0.313	0.750	0.047
U51410.031.0001 5/16	0.344	0.625	0.094
U51410.031.0002 5/16	0.344	0.688	0.047
U51410.031.0003 5/16	0.344	0.688	0.094
U51410.031.0004 5/16	0.344	0.750	0.047
U51410.031.0005 5/16	0.344	0.750	0.094
U51410.031.0006 5/16	0.344	0.750	0.125
U51410.031.0007 5/16	0.344	0.750	0.188
U51410.031.0008 11/32	0.375	0.875	0.063
U51410.037.0001 11/32	0.375	0.875	0.047
U51410.037.0002 3/8	0.406	0.750	0.094
U51410.037.0003 3/8	0.406	0.813	0.047
U51410.037.0004 3/8	0.406	0.875	0.125
U51410.037.0005 3/8	0.406	1.000	0.125
U51410.037.0006 3/8	0.406	1.000	0.188
U51410.037.0007 7/16	0.438	1.000	0.063
U51410.043.0001 7/16	0.469	0.906	0.047
U51410.043.0002 7/16	0.469	0.906	0.125
U51410.043.0003 7/16	0.469	1.000	0.125
U51410.043.0004 7/16	0.469	1.000	0.188
U51410.043.0005 1/2	0.500	1.125	0.047
U51410.043.0006 1/2	0.500	1.125	0.063
U51410.043.0007 1/2	0.500	1.250	0.063
U51410.050.0001 1/2	0.531	1.063	0.063
U51410.050.0002 1/2	0.531	1.063	0.188
U51410.050.0003 1/2	0.531	1.125	0.125
U51410.050.0004 1/2	0.531	1.125	0.188
U51410.050.0005 9/16	0.563	1.250	0.063
U51410.050.0006 9/16	0.563	1.375	0.094
U51410.056.0001 9/16	0.594	1.813	0.188
U51410.056.0002 5/8	0.625	1.500	0.094
U51410.062.0001 5/8	0.656	1.313	0.063
U51410.062.0002 5/8	0.656	1.313	0.219
U51410.062.0003 5/8	0.656	1.375	0.125
U51410.062.0004 5/8	0.656	1.375	0.188
U51410.062.0005 5/8	0.688	1.500	0.063
U51410.062.0006 5/8	0.688	1.500	0.078
U51410.062.0007 5/8	0.688	1.750	0.109
U51410.075.0001 3/4	0.781	1.500	0.109
U51410.075.0002 3/4	0.781	1.500	0.219
U51410.075.0003 3/4	0.781	1.625	0.125

Technické údaje

Č.	A	B	C
U51410.075.0004 3/4	0.781	1.625	0.250
U51410.075.0005 3/4	0.781	1.750	0.078
U51410.075.0006 3/4	0.781	1.750	0.109
U51410.075.0007 3/4	0.781	2.000	0.125
U51410.087.0001 7/8	0.906	1.750	0.156
U51410.087.0002 7/8	0.906	1.750	0.250
U51410.087.0003 7/8	0.938	2.000	0.094
U51410.087.0004 7/8	0.938	2.000	0.109
U51410.087.0005 7/8	0.938	2.250	0.141
U51410.100.0001 1 Inch	1.031	2.000	0.188
U51410.100.0002 1 Inch	1.031	2.000	0.250
U51410.100.0003 1 Inch	1.031	2.000	0.281
U51410.100.0004 1 Inch	1.063	2.000	0.109
U51410.100.0005 1 Inch	1.063	2.500	0.141
U51410.112.0001 1.1/8	1.156	2.250	0.219
U51410.125.0001 1.1/4	1.281	2.500	0.281
U55410.011.0001 NO.4	0.125	0.313	0.031
U55410.016.0001 NO.6	0.156	0.375	0.031
U55410.019.0001 NO.8	0.188	0.438	0.031
U55410.019.0002 NO.10	0.219	0.500	0.049
U55410.025.0001 1/4	0.281	0.625	0.047
U55410.025.0002 1/4	0.313	0.750	0.047
U55410.031.0001 5/16	0.344	0.688	0.047
U55410.031.0002 5/16	0.344	0.750	0.047
U55410.031.0003 11/32	0.375	0.875	0.063
U55410.037.0001 11/32	0.375	0.875	0.047
U55410.037.0002 3/8	0.406	0.813	0.047
U55410.037.0003 7/16	0.438	1.000	0.063
U55410.043.0001 7/16	0.469	0.906	0.047
U55410.043.0002 1/2	0.500	1.250	0.063
U55410.050.0001 1/2	0.531	1.063	0.063
U55410.050.0002 9/16	0.563	1.250	0.063
U55410.050.0003 9/16	0.563	1.375	0.094
U55410.056.0001 5/8	0.625	1.500	0.094
U55410.062.0001 5/8	0.656	1.313	0.063
U55410.062.0002 5/8	0.688	1.500	0.078
U55410.062.0003 5/8	0.688	1.750	0.109
U55410.075.0001 3/4	0.781	1.500	0.109
U55410.075.0002 3/4	0.781	2.000	0.125
U55410.100.0001 1 Inch	1.063	2.000	0.109
U55410.100.0002 1 Inch	1.063	2.500	0.141

Skupiny produktů

Materiál	Povrchová úprava	Kód	Strana
Oc		U38403	7-47
Oc Povrchově tvrzeno		U38402	7-48
Oc	Zn	U38400	7-48
Oc	Zn žl	U38405	7-48
NO A2 (AISI304/18-8)		U51410	7-48
NO A4 (AISI316/18-10)		U55410	7-49

U38403 **Plochá podložka různé velikosti** **X09A**

Materiál Ocel

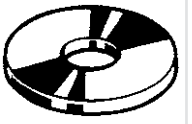

Pro nom. velikost	✉	Kód výrobku	Pro nom. velikost	✉	Kód výrobku	Pro nom. velikost	✉	Kód výrobku
NO.4*	100	U38403.011.0001	5/16*	100	U38403.031.0001	3/4*	20	U38403.075.0001
NO.6*	100	U38403.013.0001	3/8*	50	U38403.037.0001	7/8*	10	U38403.087.0001
NO.8*	100	U38403.016.0001	7/16*	50	U38403.043.0001	1 Inch*	5	U38403.100.0001
NO.10*	100	U38403.019.0001	1/2*	50	U38403.050.0001	1.1/8*	5	U38403.112.0001
1/4*	100	U38403.025.0001	5/8*	25	U38403.062.0001	1.1/4*	5	U38403.125.0001

U38402 Plochá podložka různé velikosti X09A

Materiál Ocel Povrchově tvrzeno

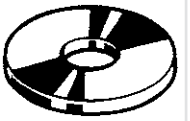

Pro nom. velikost	✉	Kód výrobku	Pro nom. velikost	✉	Kód výrobku	Pro nom. velikost	✉	Kód výrobku
NO.6*	100	U38402.013.0001	NO.10*	100	U38402.019.0001	2.1/4*	5	U38402.225.0001
NO.8*	100	U38402.016.0001	1.3/4*	5	U38402.175.0001	2.1/2*	5	U38402.250.0001
3/16*	100	U38402.018.0001	2 Inch*	5	U38402.200.0001	3 Inch*	5	U38402.300.0001

U38400 Plochá podložka různé velikosti X09A

Materiál Ocel
Povrchová úprava Pozinkované

ASME ≈B18.21.1

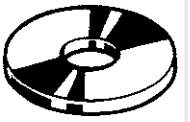

Pro nom. velikost	✉	Kód výrobku	Pro nom. velikost	✉	Kód výrobku	Pro nom. velikost	✉	Kód výrobku
NO.0*	100	U38400.006.0001	NO.8*	100	U38400.016.0002	7/16*	50	U38400.043.0001
NO.0*	100	U38400.006.0002	NO.8*	100	U38400.016.0003	7/16*	50	U38400.043.0002
NO.0*	100	U38400.006.0003	NO.8*	100	U38400.016.0004	7/16*	50	U38400.043.0003
NO.1*	100	U38400.007.0001	NO.8*	100	U38400.016.0005	7/16*	50	U38400.043.0004
NO.1*	100	U38400.007.0002	3/16*	100	U38400.018.0001	1/2*	50	U38400.050.0001
NO.1*	100	U38400.007.0003	NO.10*	100	U38400.019.0001	1/2*	50	U38400.050.0002
NO.2*	100	U38400.008.0001	NO.10*	100	U38400.019.0002	1/2*	50	U38400.050.0003
NO.2*	100	U38400.008.0002	NO.10*	100	U38400.019.0003	9/16*	25	U38400.056.0001
NO.2*	100	U38400.008.0003	NO.10*	100	U38400.019.0004	9/16*	25	U38400.056.0002
NO.2*	100	U38400.011.0001	1/4*	100	U38400.025.0001	3/4*	20	U38400.075.0001
NO.4*	100	U38400.011.0002	1/4*	100	U38400.025.0002	3/4*	20	U38400.075.0002
NO.4*	100	U38400.011.0003	1/4*	100	U38400.025.0003	3/4*	20	U38400.075.0003
NO.4*	100	U38400.011.0004	1/4*	100	U38400.025.0004	3/4*	20	U38400.075.0004
NO.4*	100	U38400.011.0005	5/16*	100	U38400.031.0001	1.1/8*	5	U38400.112.0001
NO.6*	100	U38400.013.0001	5/16*	100	U38400.031.0002	1.1/4*	5	U38400.125.0001
NO.6*	100	U38400.013.0002	5/16*	100	U38400.031.0003	1.3/8*	5	U38400.137.0001
NO.6*	100	U38400.013.0003	3/8*	100	U38400.037.0001	1.3/8*	5	U38400.137.0002
NO.6*	100	U38400.013.0004	3/8*	100	U38400.037.0002	1.1/2*	5	U38400.150.0001
NO.8*	100	U38400.016.0001	3/8*	100	U38400.037.0003			

7

U38405 Plochá podložka různé velikosti X09A

Materiál Ocel
Povrchová úprava Pozinkované žlutě pasivované

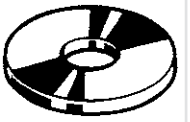

Pro nom. velikost	✉	Kód výrobku	Pro nom. velikost	✉	Kód výrobku	Pro nom. velikost	✉	Kód výrobku
1/4*	100	U38405.025.0001	5/8*	25	U38405.062.0001	1.1/8*	5	U38405.112.0001
5/16*	100	U38405.031.0001	3/4*	20	U38405.075.0001	1.1/4*	5	U38405.125.0001
3/8*	100	U38405.037.0001	7/8*	10	U38405.087.0001	1.3/8*	5	U38405.137.0001
7/16*	50	U38405.043.0001	1 Inch*	5	U38405.100.0001	1.1/2*	5	U38405.150.0001
9/16*	25	U38405.056.0001						

U51410 Plochá podložka různé velikosti X15A

Materiál Nerezocel A2 (AISI 304/18-8)

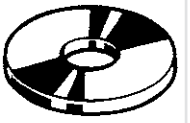

Pro nom. velikost	✉	Kód výrobku	Pro nom. velikost	✉	Kód výrobku	Pro nom. velikost	✉	Kód výrobku
NO.0*	50	U51410.006.0001	NO.8*	50	U51410.016.0003	5/16*	50	U51410.031.0003
NO.1*	50	U51410.007.0001	NO.10*	50	U51410.019.0001	5/16*	50	U51410.031.0004
NO.2*	50	U51410.008.0001	NO.10*	50	U51410.019.0002	5/16*	50	U51410.031.0005
NO.4*	50	U51410.011.0001	NO.12*	50	U51410.021.0001	5/16*	50	U51410.031.0006
NO.4*	50	U51410.011.0002	NO.12*	50	U51410.021.0002	5/16*	50	U51410.031.0007
NO.4*	50	U51410.011.0003	1/4*	50	U51410.025.0001	5/16*	50	U51410.031.0008
NO.6*	50	U51410.013.0001	1/4*	50	U51410.025.0002	3/8*	50	U51410.037.0001
NO.6*	50	U51410.013.0002	1/4*	50	U51410.025.0003	3/8*	50	U51410.037.0002
NO.6*	50	U51410.013.0003	1/4*	50	U51410.025.0004	3/8*	50	U51410.037.0003
NO.6*	50	U51410.013.0004	1/4*	50	U51410.025.0005	3/8*	50	U51410.037.0004
NO.8*	50	U51410.016.0001	5/16*	50	U51410.031.0001	3/8*	50	U51410.037.0005
NO.8*	50	U51410.016.0002	5/16*	50	U51410.031.0002	3/8*	50	U51410.037.0006

U51410 Plochá podložka různé velikosti ←

Pro nom. velikost	✉	Kód výrobku	Pro nom. velikost	✉	Kód výrobku	Pro nom. velikost	✉	Kód výrobku
3/8*	50	U51410.037.0007	9/16*	25	U51410.056.0001	3/4*	20	U51410.075.0006
7/16*	25	U51410.043.0001	9/16*	25	U51410.056.0002	3/4*	20	U51410.075.0007
7/16*	25	U51410.043.0002	5/8*	25	U51410.062.0001	7/8*	5	U51410.087.0001
7/16*	25	U51410.043.0003	5/8*	25	U51410.062.0002	7/8*	5	U51410.087.0002
7/16*	25	U51410.043.0004	5/8*	25	U51410.062.0003	7/8*	5	U51410.087.0003
7/16*	25	U51410.043.0005	5/8*	25	U51410.062.0004	7/8*	5	U51410.087.0004
7/16*	25	U51410.043.0006	5/8*	25	U51410.062.0005	7/8*	5	U51410.087.0005
7/16*	25	U51410.043.0007	5/8*	25	U51410.062.0006	1 Inch*	5	U51410.100.0001
1/2*	25	U51410.050.0001	5/8*	25	U51410.062.0007	1 Inch*	5	U51410.100.0002
1/2*	25	U51410.050.0002	3/4*	20	U51410.075.0001	1 Inch*	5	U51410.100.0003
1/2*	25	U51410.050.0003	3/4*	20	U51410.075.0002	1 Inch*	5	U51410.100.0004
1/2*	25	U51410.050.0004	3/4*	20	U51410.075.0003	1 Inch*	5	U51410.100.0005
1/2*	25	U51410.050.0005	3/4*	20	U51410.075.0004	1.1/8*	5	U51410.112.0001
1/2*	25	U51410.050.0006	3/4*	20	U51410.075.0005	1.1/4*	5	U51410.125.0001

U55410 Plochá podložka různé velikosti **X15A**

Materiál Nerezocel A4 (AISI 316/18-10)

RoHS

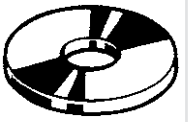

Pro nom. velikost	✉	Kód výrobku	Pro nom. velikost	✉	Kód výrobku	Pro nom. velikost	✉	Kód výrobku
NO.4*	50	U55410.011.0001	3/8*	50	U55410.037.0001	5/8*	25	U55410.062.0001
NO.8*	50	U55410.016.0001	3/8*	50	U55410.037.0002	5/8*	25	U55410.062.0002
NO.10*	50	U55410.019.0001	3/8*	50	U55410.037.0003	5/8*	25	U55410.062.0003
NO.10*	50	U55410.019.0002	7/16*	25	U55410.043.0001	3/4*	20	U55410.075.0001
1/4*	50	U55410.025.0001	7/16*	25	U55410.043.0002	3/4*	20	U55410.075.0002
1/4*	50	U55410.025.0002	1/2*	25	U55410.050.0001	1 Inch*	5	U55410.100.0001
5/16*	50	U55410.031.0001	1/2*	25	U55410.050.0002	1 Inch*	5	U55410.100.0002
5/16*	50	U55410.031.0002	1/2*	25	U55410.050.0003			
5/16*	50	U55410.031.0003	9/16*	25	U55410.056.0001			

Pružná podložka s rovným zakončením

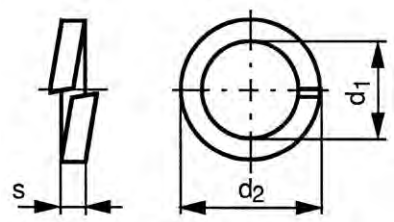

DIN	**127 B**
NEN	1197 B
NF	E25-515
BS	4464 B

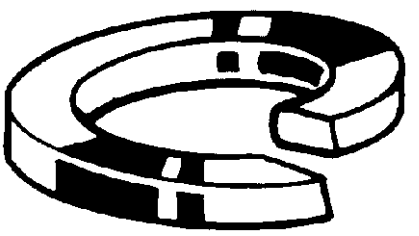

7

Technické údaje

Pro nom. velikost	d_1 (min.)	d_2 (max.)	s	Pro nom. velikost	d_1 (min.)	d_2 (max.)	s
M2	2.1	4.4	0.5	M22	22.5	35.9	4
M2.3 (≠DIN)	2.4	4.9	0.6	M24	24.5	40	5
M2.5	2.6	5.1	0.6	M27	27.5	43	5
M2.6 (≠DIN)	2.7	5.2	0.6	M30	30.5	48.2	6
M3	3.1	6.2	0.8	M33 (≠DIN)	33.5	55.2	6
M3.5	3.6	6.7	0.8	M36	36.5	58.2	6
M4	4.1	7.6	0.9	M39	39.5	61.2	6
M5	5.1	9.2	1.2	M42	42.5	68.2	7
M6	6.1	11.8	1.6	M45	45.5	71.2	7
M7	7.1	12.8	1.6	M48	49	75	7
M8	8.1	14.8	2	M52	53	83	8
M10	10.2	18.1	2.2	M56	57	87	8
M11 (≠DIN)	11.2	18.2	2.2	M60	61	91	8
M12	12.2	21.1	2.5	M64	65	95	8
M14	14.2	24.1	3	M68	69	99	8
M16	16.2	27.4	3.5	M72	73	103	8
M18	18.2	29.4	3.5	M76 (≠DIN)	77	107	8
M20	20.2	33.6	4				

- Pružné podložky dle DIN 127 B jsou určeny k použití v kombinaci se spojovacím materiálem pevnostní třídy ≤ 5.8, aplikace při dynamickém zatížení není dovolena.
- Zajištění při dynamickém zatížení, viz pojistné vroubkované podložky a NORD-LOCK antivibrační podložky.
- V závislosti na dostupnosti mohou být tyto položky dodány pozinkované nebo mechanicky pokovené.
- UPOZORNĚNÍ: elektrolytické pokovení těchto produktů může způsobit vodíkovou křehkost.

Skupiny produktů

Materiál	Povrchová úprava		Kód	Strana
Pružinová ocel DIN267-26			37000	7-50
Pružinová ocel DIN267-26	Zn		37020	7-50
Pružinová ocel DIN267-26	Zn	Velké Balení	37030	7-50
Pružinová ocel DIN267-26	Zn žl		37060	7-51
Pružinová ocel DIN267-26	FLZNNC-NC6		37024	7-51
Pružinová ocel DIN267-26	Žzn		37025	7-51
NO A2			51450	7-51
NO A4			55450	7-51
NO A5			52451	7-52
Al P60			45790	7-52

37000 Pružná podložka s rovným zakončením — L05A

Materiál Pružinová ocel DIN267-26

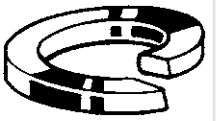

Pro nom. velikost	✉	Kód výrobku	Pro nom. velikost	✉	Kód výrobku	Pro nom. velikost	✉	Kód výrobku
M3	250	37000.030.001	M16	100	37000.160.001	M42	10	37000.420.001
M3,5	250	37000.035.001	M18	100	37000.180.001	M45	10	37000.450.001
M4	250	37000.040.001	M20	100	37000.200.001	M48	10	37000.480.001
M5	250	37000.050.001	M22	50	37000.220.001	M52	10	37000.520.001
M6	250	37000.060.001	M24	50	37000.240.001	M56	5	37000.560.001
M7	250	37000.070.001	M27	25	37000.270.001	M60	5	37000.600.001
M8	200	37000.080.001	M30	25	37000.300.001	M64	5	37000.640.001
M10	200	37000.100.001	M33	25	37000.330.001	M68	5	37000.680.001
M11	150	37000.110.001	M36	25	37000.360.001	M72	5	37000.720.001
M12	150	37000.120.001	M39	10	37000.390.001	M76	5	37000.760.001
M14	100	37000.140.001						

37020 Pružná podložka s rovným zakončením — L05A

Materiál Pružinová ocel DIN267-26
Povrchová úprava Pozinkované

Pro nom. velikost	✉	Kód výrobku	Pro nom. velikost	✉	Kód výrobku	Pro nom. velikost	✉	Kód výrobku
M2	500	37020.020.001	M7	250	37020.070.001	M20	100	37020.200.001
M2,3	500	37020.023.001	M8	200	37020.080.001	M22	50	37020.220.001
M2,6	500	37020.026.001	M10	200	37020.100.001	M24	50	37020.240.001
M3	250	37020.030.001	M11	150	37020.110.001	M27	25	37020.270.001
M3,5	250	37020.035.001	M12	150	37020.120.001	M30	25	37020.300.001
M4	250	37020.040.001	M14	100	37020.140.001	M33	25	37020.330.001
M5	250	37020.050.001	M16	100	37020.160.001	M36	25	37020.360.001
M6	250	37020.060.001	M18	100	37020.180.001	M39	10	37020.390.001

37030 Pružná podložka s rovným zakončením — L05A

Materiál Pružinová ocel DIN267-26
Povrchová úprava Pozinkované

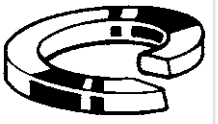

Pro nom. velikost	✉	Kód výrobku	Pro nom. velikost	✉	Kód výrobku	Pro nom. velikost	✉	Kód výrobku
M3	2500	37030.030.001	M8	2000	37030.080.001	M16	500	37030.160.001
M4	2500	37030.040.001	M10	1500	37030.100.001	M20	250	37030.200.001
M5	2500	37030.050.001	M12	1000	37030.120.001	M22	250	37030.220.001
M6	2000	37030.060.001	M14	500	37030.140.001	M24	250	37030.240.001

37060 Pružná podložka s rovným zakončením — L05A

Materiál Pružinová ocel DIN267-26
Povrchová úprava Pozinkované žlutě pasivované

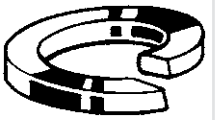

Pro nom. velikost	✉	Kód výrobku	Pro nom. velikost	✉	Kód výrobku	Pro nom. velikost	✉	Kód výrobku
M3	250	37060.030.001	M8	200	37060.080.001	M18	100	37060.180.001
M4	250	37060.040.001	M10	200	37060.100.001	M20	100	37060.200.001
M5	250	37060.050.001	M12	150	37060.120.001	M22	50	37060.220.001
M6	250	37060.060.001	M14	100	37060.140.001	M24	50	37060.240.001
M7	250	37060.070.001	M16	100	37060.160.001			

37024 Pružná podložka s rovným zakončením — L05A

Materiál Pružinová ocel DIN267-26
Povrchová úprava Zinko-hliníkový povlak bez Cr^{6+}- ISO 10683 flZnnc

RoHS

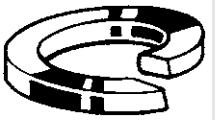

Pro nom. velikost	✉	Kód výrobku	Pro nom. velikost	✉	Kód výrobku	Pro nom. velikost	✉	Kód výrobku
M6	250	37024.060.001	M12	150	37024.120.001	M24	50	37024.240.001
M8	200	37024.080.001	M16	100	37024.160.001	M30	25	37024.300.001
M10	200	37024.100.001	M20	100	37024.200.001			

37025 Pružná podložka s rovným zakončením — A08A

Materiál Pružinová ocel DIN267-26
Povrchová úprava Žárový zinek

RoHS

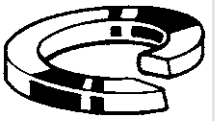

Pro nom. velikost	✉	Kód výrobku	Pro nom. velikost	✉	Kód výrobku	Pro nom. velikost	✉	Kód výrobku
M6	250	37025.060.001	M16	100	37025.160.001	M24	50	37025.240.001
M8	200	37025.080.001	M18	100	37025.180.001	M27	25	37025.270.001
M10	200	37025.100.001	M20	100	37025.200.001	M30	25	37025.300.001
M12	150	37025.120.001	M22	50	37025.220.001	M36	25	37025.360.001
M14	150	37025.140.001						

7

51450 Pružná podložka s rovným zakončením — R07A

Materiál Nerezocel A2

DIN	**≈127 B**
NEN	≈1197 B
NF	≈E25-515
BS	≈4464 B

RoHS

Pro nom. velikost	✉	Kód výrobku	Pro nom. velikost	✉	Kód výrobku	Pro nom. velikost	✉	Kód výrobku
M2	200	51450.020.001	M8	500	51450.080.001	M24	100	51450.240.001
M2,3	200	51450.023.001	M10	500	51450.100.001	M27	50	51450.270.001
M2,5	200	51450.025.001	M11	500	51450.110.001	M30	50	51450.300.001
M2,6	200	51450.026.001	M12	500	51450.120.001	M33	50	51450.330.001
M3	500	51450.030.001	M14	200	51450.140.001	M36	50	51450.360.001
M3,5	500	51450.035.001	M16	200	51450.160.001	M39*	25	51450.390.001
M4	500	51450.040.001	M18	200	51450.180.001	M42*	25	51450.420.001
M5	500	51450.050.001	M20	200	51450.200.001	M45*	25	51450.450.001
M6	500	51450.060.001	M22	100	51450.220.001	M48*	25	51450.480.001
M7	500	51450.070.001						

- Technické údaje jsou podle DIN kromě nerezoceli.

55450 Pružná podložka s rovným zakončením — R47A

Materiál Nerezocel A4

DIN	**≈127 B**
NEN	≈1197 B
NF	≈E25-515
BS	≈4464 B

RoHS

Pro nom. velikost	✉	Kód výrobku	Pro nom. velikost	✉	Kód výrobku	Pro nom. velikost	✉	Kód výrobku
M2	200	55450.020.001	M3	500	55450.030.001	M4	500	55450.040.001
M2,5	200	55450.025.001	M3,5*	1000	55450.035.001	M5	500	55450.050.001

55450 Pružná podložka s rovným zakončením

Pro nom. velikost	✉	Kód výrobku	Pro nom. velikost	✉	Kód výrobku	Pro nom. velikost	✉	Kód výrobku
M6	500	55450.060.001	M18	200	55450.180.001	M33	50	55450.330.001
M8	500	55450.080.001	M20	200	55450.200.001	M36	50	55450.360.001
M10	500	55450.100.001	M22	100	55450.220.001	M39*	25	55450.390.001
M12	500	55450.120.001	M24	100	55450.240.001	M42*	25	55450.420.001
M14	200	55450.140.001	M27	50	55450.270.001			
M16	200	55450.160.001	M30	50	55450.300.001			

- Technické údaje jsou podle DIN kromě nerezoceli.

52451 Pružná podložka s rovným zakončením — R45A

Materiál Nerezocel A5

DIN	**≈127 B**
NEN	≈1197 B
NF	≈E25-515
BS	≈4464 B

RoHS

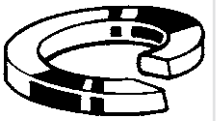

Pro nom. velikost	✉	Kód výrobku	Pro nom. velikost	✉	Kód výrobku
M8*	1000	52451.080.001	M10*	500	52451.100.001

45790 Pružná podložka s rovným zakončením — W01A

Materiál Hliník P60

DIN	**≈127 B**
NEN	≈1197 B
NF	≈E25-515
BS	≈4464 B

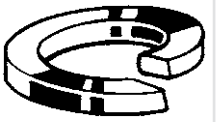

Pro nom. velikost	✉	Kód výrobku	Pro nom. velikost	✉	Kód výrobku	Pro nom. velikost	✉	Kód výrobku
M6	250	45790.060.001	M10	200	45790.100.001	M14	100	45790.140.001
M8	200	45790.080.001	M12	150	45790.120.001	M16	100	45790.160.001

Pružná podložka s rovným zakončením

7

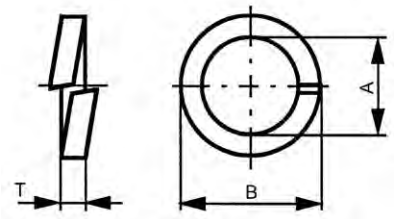

ASME B18.21.1



Technické údaje

Pro nom. velikost	A	B	T
No.2	0.088	0.172	0.02
No.3	0.101	0.195	0.025
No.4	0.114	0.209	0.025
No.5	0.127	0.236	0.031
No.6	0.141	0.25	0.031
No.8	0.167	0.293	0.040
No.10	0.193	0.334	0.047
No.12	0.22	0.377	0.056
1/4	0.252	0.487	0.062
5/16	0.314	0.583	0.078
3/8	0.377	0.68	0.094
7/16	0.44	0.77	0.109
1/2	0.502	0.869	0.125
9/16	0.564	0.965	0.141
5/8	0.628	1.073	0.156
3/4	0.753	1.265	0.188
7/8	0.878	1.459	0.219
1 Inch	1.003	1.656	0.25
1.1/8	1.129	1.847	0.281
1.1/4	1.254	2.036	0.312
1.3/8	1.379	2.219	0.344
1.1/2	1.504	2.419	0.375
1.5/8	1.633	2.553	0.359

Technické údaje

Pro nom. velikost	A	B	T
1.3/4	1.758	2.679	0.389
1.7/8	1.883	2.811	0.422
2 Inch	2.008	2.936	0.422
2.1/2	2.512	3.471	0.44
3 Inch	3.012	4.074	0.458

Skupiny produktů

Materiál	Povrchová úprava	Kód	Strana
Oc		U37000	7-53
Oc	Zn	U37020	7-53
Oc	Zn žl	U37060	7-53
Oc	Žzn	U37025	7-54
NO A2 (AISI304/18-8)		U51450	7-54
NO A4 (AISI316/18-10)		U55450	7-54
Br SL		U43150	7-54

U37000 Pružná podložka s rovným zakončením X09A

Materiál Ocel

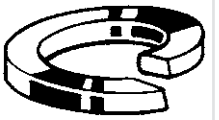

Pro nom. velikost	✉	Kód výrobku	Pro nom. velikost	✉	Kód výrobku	Pro nom. velikost	✉	Kód výrobku
NO.2	100	U37000.008.0001	3/8*	50	U37000.037.0001	1.1/4*	5	U37000.125.0001
NO.3*	100	U37000.009.0001	7/16*	25	U37000.043.0001	1.3/8*	5	U37000.137.0001
NO.4*	100	U37000.011.0001	1/2*	25	U37000.050.0001	1.1/2*	5	U37000.150.0001
NO.5*	100	U37000.012.0001	9/16*	25	U37000.056.0001	1.5/8*	5	U37000.162.0001
NO.6*	100	U37000.013.0001	5/8*	10	U37000.062.0001	1.3/4*	5	U37000.175.0001
NO.8*	100	U37000.016.0001	3/4*	10	U37000.075.0001	1.7/8*	5	U37000.187.0001
NO.10*	100	U37000.019.0001	7/8*	5	U37000.087.0001	2 Inch*	5	U37000.200.0001
NO.12*	100	U37000.021.0001	1 Inch*	5	U37000.100.0001	2.1/2*	5	U37000.250.0001
1/4*	100	U37000.025.0001	1.1/8*	5	U37000.112.0001	3 Inch*	5	U37000.300.0001
5/16*	100	U37000.031.0001						

7

U37020 Pružná podložka s rovným zakončením X09A

Materiál Ocel
Povrchová úprava Pozinkované

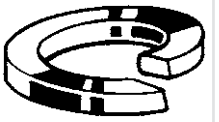

Pro nom. velikost	✉	Kód výrobku	Pro nom. velikost	✉	Kód výrobku	Pro nom. velikost	✉	Kód výrobku
NO.2*	100	U37020.008.0001	1/4*	100	U37020.025.0001	7/8*	5	U37020.087.0001
NO.3*	100	U37020.009.0001	5/16*	100	U37020.031.0001	1 Inch*	5	U37020.100.0001
NO.4*	100	U37020.011.0001	3/8*	50	U37020.037.0001	1.1/8*	5	U37020.112.0001
NO.5*	100	U37020.012.0001	7/16*	25	U37020.043.0001	1.1/4*	5	U37020.125.0001
NO.6*	100	U37020.013.0001	1/2*	25	U37020.050.0001	1.3/8*	5	U37020.137.0001
NO.8*	100	U37020.016.0001	9/16*	25	U37020.056.0001	1.1/2*	5	U37020.150.0001
NO.10*	100	U37020.019.0001	5/8*	10	U37020.062.0001	1.3/4*	5	U37020.175.0001
NO.12*	100	U37020.021.0001	3/4*	10	U37020.075.0001	2 Inch*	5	U37020.200.0001

U37060 Pružná podložka s rovným zakončením X09A

Materiál Ocel
Povrchová úprava Pozinkované žlutě pasivované

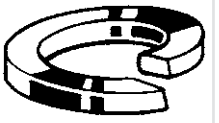

Pro nom. velikost	✉	Kód výrobku	Pro nom. velikost	✉	Kód výrobku	Pro nom. velikost	✉	Kód výrobku
1/4*	100	U37060.025.0001	5/8*	10	U37060.062.0001	1.3/8*	5	U37060.137.0001
5/16*	100	U37060.031.0001	3/4*	10	U37060.075.0001	1.1/2*	5	U37060.150.0001
3/8*	50	U37060.037.0001	7/8*	5	U37060.087.0001	1.3/4*	5	U37060.175.0001
7/16*	25	U37060.043.0001	1 Inch*	5	U37060.100.0001	2 Inch*	5	U37060.200.0001
1/2*	25	U37060.050.0001	1.1/8*	5	U37060.112.0001			
9/16*	25	U37060.056.0001	1.1/4*	5	U37060.125.0001			

U37025 Pružná podložka s rovným zakončením X09A

Materiál Ocel
Povrchová úprava Žárový zinek

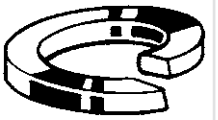

Pro nom. velikost	✉	Kód výrobku	Pro nom. velikost	✉	Kód výrobku	Pro nom. velikost	✉	Kód výrobku
1/4*	100	U37025.025.0001	3/4*	10	U37025.075.0001	1.1/2*	5	U37025.150.0001
5/16*	100	U37025.031.0001	7/8*	5	U37025.087.0001	1.3/4*	5	U37025.175.0001
3/8*	50	U37025.037.0001	1 Inch*	5	U37025.100.0001	2 Inch*	5	U37025.200.0001
7/16*	25	U37025.043.0001	1.1/8*	5	U37025.112.0001	2.1/2*	5	U37025.250.0001
1/2*	25	U37025.050.0001	1.1/4*	5	U37025.125.0001			
5/8*	10	U37025.062.0001	1.3/8*	5	U37025.137.0001			

U51450 Pružná podložka s rovným zakončením X15A

Materiál Nerezocel A2 (AISI 304/18-8)

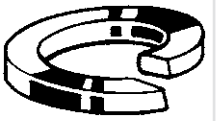

Pro nom. velikost	✉	Kód výrobku	Pro nom. velikost	✉	Kód výrobku	Pro nom. velikost	✉	Kód výrobku
NO.2*	50	U51450.008.0001	NO.12*	50	U51450.021.0001	5/8*	10	U51450.062.0001
NO.3*	50	U51450.009.0001	1/4*	50	U51450.025.0001	3/4*	5	U51450.075.0001
NO.4*	50	U51450.011.0001	5/16*	50	U51450.031.0001	7/8*	5	U51450.087.0001
NO.5*	50	U51450.012.0001	3/8*	50	U51450.037.0001	1 Inch*	5	U51450.100.0001
NO.6*	50	U51450.013.0001	7/16*	25	U51450.043.0001	1.1/8*	5	U51450.112.0001
NO.8*	50	U51450.016.0001	1/2*	10	U51450.050.0001	1.1/4*	5	U51450.125.0001
NO.10*	50	U51450.019.0001	9/16*	10	U51450.056.0001	1.1/2*	5	U51450.150.0001

U55450 Pružná podložka s rovným zakončením X15A

Materiál Nerezocel A4 (AISI 316/18-10)

7

Pro nom. velikost	✉	Kód výrobku	Pro nom. velikost	✉	Kód výrobku	Pro nom. velikost	✉	Kód výrobku
NO.2*	50	U55450.008.0001	1/4*	50	U55450.025.0001	3/4*	5	U55450.075.0001
NO.3*	50	U55450.009.0001	5/16*	50	U55450.031.0001	7/8*	5	U55450.087.0001
NO.4*	50	U55450.011.0001	3/8*	50	U55450.037.0001	1 Inch*	5	U55450.100.0001
NO.6*	50	U55450.013.0001	7/16*	25	U55450.043.0001	1.1/8*	5	U55450.112.0001
NO.8*	50	U55450.016.0001	1/2*	10	U55450.050.0001	1.1/4*	5	U55450.125.0001
NO.10*	50	U55450.019.0001	9/16*	10	U55450.056.0001	1.1/2*	5	U55450.150.0001
NO.12*	50	U55450.021.0001	5/8*	10	U55450.062.0001			

U43150 Pružná podložka s rovným zakončením X09A

Materiál Bronz SL

Pro nom. velikost	✉	Kód výrobku	Pro nom. velikost	✉	Kód výrobku	Pro nom. velikost	✉	Kód výrobku
NO.4*	100	U43150.011.0001	1/4*	100	U43150.025.0001	1/2*	25	U43150.050.0001
NO.10*	100	U43150.019.0001	3/8*	50	U43150.037.0001	5/8*	10	U43150.062.0001
NO.12*	100	U43150.021.0001						

Spirálová pružná podložka průmyslová

ASME B18.21.1

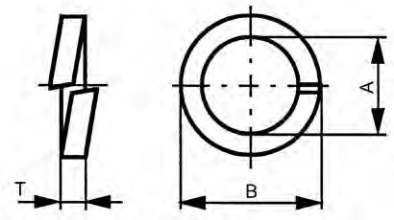

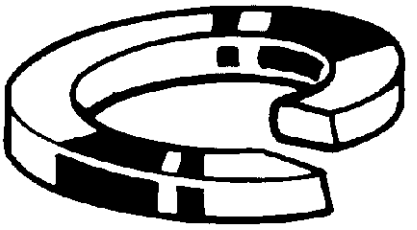

Technické údaje

Pro nom. velikost	A	B	T
No.2	0.088	0.182	0.025
No.3	0.101	0.209	0.031
No.4	0.114	0.223	0.031
No.5	0.127	0.252	0.040
No.6	0.141	0.266	0.040
No.8	0.167	0.307	0.047
No.10	0.193	0.350	0.056
No.12	0.220	0.391	0.063
1/4	0.252	0.489	0.077
5/16	0.314	0.593	0.097
3/8	0.377	0.688	0.115
7/16	0.440	0.784	0.133
1/2	0.502	0.879	0.151
9/16	0.564	0.975	0.170
5/8	0.628	1.087	0.189
3/4	0.753	1.285	0.226
7/8	0.878	1.489	0.266
1 Inch	1.003	1.700	0.306
1.1/8	1.129	1.903	0.345
1.1/4	1.254	2.104	0.384
1.3/8	1.379	2.301	0.422
1.1/2	1.504	2.491	0.458
1.5/8	1.633	2.694	0.458
1.3/4	1.758	2.82	0.458
2 Inch	2.008	3.144	0.496
2.1/4	2.262	3.398	0.496
2.1/2	2.512	3.648	0.496
3 Inch	3.012	4.160	0.526

Skupiny produktů

Materiál	Povrchová úprava	Kód	Strana
Oc HV		U37180	7-55
Oc HV	Zn	U37183	7-56

U37180 Spirálová pružná podložka průmyslová **X09A**

Materiál Ocel HV

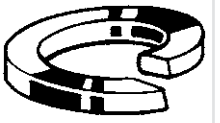

Pro nom. velikost	✉	Kód výrobku	Pro nom. velikost	✉	Kód výrobku	Pro nom. velikost	✉	Kód výrobku
NO.4*	100	U37180.011.0001	7/16*	25	U37180.043.0001	1.3/8*	5	U37180.137.0001
NO.5*	100	U37180.012.0001	1/2*	25	U37180.050.0001	1.1/2*	5	U37180.150.0001
NO.6*	100	U37180.013.0001	9/16*	25	U37180.056.0001	1.5/8*	5	U37180.162.0001
NO.8*	100	U37180.016.0001	5/8*	10	U37180.062.0001	1.3/4*	5	U37180.175.0001
NO.10*	100	U37180.019.0001	3/4*	10	U37180.075.0001	2 Inch*	5	U37180.200.0001
NO.12*	100	U37180.021.0001	7/8*	5	U37180.087.0001	2.1/4*	5	U37180.225.0001
1/4*	100	U37180.025.0001	1 Inch*	5	U37180.100.0001	2.1/2*	5	U37180.250.0001
5/16*	100	U37180.031.0001	1.1/8*	5	U37180.112.0001	3 Inch*	5	U37180.300.0001
3/8*	50	U37180.037.0001	1.1/4*	5	U37180.125.0001			

U37183 **Spirálová pružná podložka průmyslová** **X09A**

Materiál Ocel HV
Povrchová úprava Pozinkované

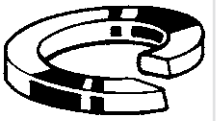

Pro nom. velikost	✉	Kód výrobku	Pro nom. velikost	✉	Kód výrobku	Pro nom. velikost	✉	Kód výrobku
NO.3*	100	U37183.009.0001	1/4*	100	U37183.025.0001	3/4*	10	U37183.075.0001
NO.4*	100	U37183.011.0001	5/16*	100	U37183.031.0001	7/8*	5	U37183.087.0001
NO.5*	100	U37183.012.0001	3/8*	50	U37183.037.0001	1 Inch*	5	U37183.100.0001
NO.6*	100	U37183.013.0001	7/16*	25	U37183.043.0001	1.1/8*	5	U37183.112.0001
NO.8*	100	U37183.016.0001	1/2*	25	U37183.050.0001	1.1/4*	5	U37183.125.0001
NO.10*	100	U37183.019.0001	9/16*	25	U37183.056.0001	1.3/8*	5	U37183.137.0001
NO.12*	100	U37183.021.0001	5/8*	10	U37183.062.0001	1.1/2*	5	U37183.150.0001

Spirálová pružná podložka průmyslová Extra

ASME B18.21.1

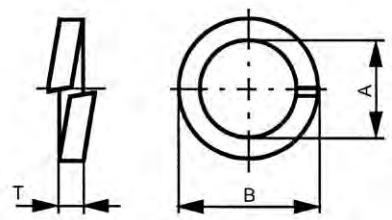

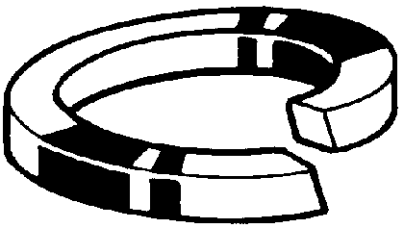

Technické údaje

Pro nom. velikost	A	B	T
No.4	0.114	0.253	0.034
No.6	0.141	0.314	0.045
No.8	0.167	0.375	0.057
No.10	0.193	0.434	0.068
No.12	0.220	0.497	0.080
1/4	0.252	0.533	0.084
5/16	0.314	0.619	0.108
3/8	0.377	0.738	0.123
7/16	0.440	0.836	0.143
1/2	0.502	0.935	0.162
9/16	0.564	1.035	0.182
5/8	0.628	1.151	0.202
3/4	0.753	1.355	0.241
7/8	0.878	1.571	0.285
1 Inch	1.003	1.794	0.330
1.1/8	1.129	2.013	0.375
1.1/4	1.254	2.222	0.417
1.1/2	1.504	2.627	0.496

Skupiny produktů

Materiál	Povrchová úprava	Kód	Strana
Oc		U37170	7-56
Oc	Zn	U37171	7-57

U37170 **Spirálová pružná podložka průmyslová Extra** **X09A**

Materiál Ocel

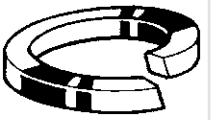

Pro nom. velikost	✉	Kód výrobku	Pro nom. velikost	✉	Kód výrobku	Pro nom. velikost	✉	Kód výrobku
NO.4*	100	U37170.011.0001	3/8*	50	U37170.037.0001	7/8*	5	U37170.087.0001
NO.6*	100	U37170.013.0001	7/16*	25	U37170.043.0001	1 Inch*	5	U37170.100.0001
NO.8*	100	U37170.016.0001	1/2*	25	U37170.050.0001	1.1/8*	5	U37170.112.0001
NO.10*	100	U37170.019.0001	9/16*	25	U37170.056.0001	1.1/4*	5	U37170.125.0001
1/4*	100	U37170.025.0001	5/8*	10	U37170.062.0001	1.1/2*	5	U37170.150.0001
5/16*	100	U37170.031.0001	3/4*	10	U37170.075.0001			

U37171 **Spirálová pružná podložka průmyslová Extra** **X09A**

Materiál Ocel
Povrchová úprava Pozinkované

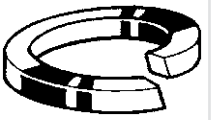

Pro nom. velikost	✉	Kód výrobku	Pro nom. velikost	✉	Kód výrobku	Pro nom. velikost	✉	Kód výrobku
NO.4*	100	U37171.011.0001	5/16*	100	U37171.031.0001	7/8*	5	U37171.087.0001
NO.6*	100	U37171.013.0001	3/8*	50	U37171.037.0001	1 Inch*	5	U37171.100.0001
NO.8*	100	U37171.016.0001	7/16*	25	U37171.043.0001	1.1/8*	5	U37171.112.0001
NO.10*	100	U37171.019.0001	9/16*	25	U37171.056.0001	1.1/4*	5	U37171.125.0001
NO.12*	100	U37171.021.0001	5/8*	10	U37171.062.0001	1.1/2*	5	U37171.150.0001
1/4*	100	U37171.025.0001	3/4*	10	U37171.075.0001			

Pružná podložka pro šrouby s válcovou hlavou

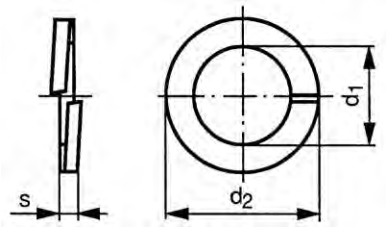

DIN **7980**
BS 4464 A

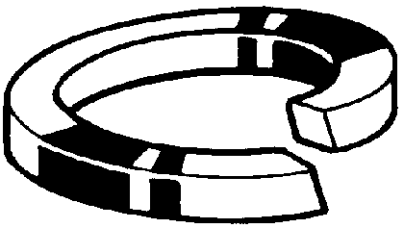

Technické údaje

Pro nom. velikost	d_1 (min.)	d_2 (max.)	s	Pro nom. velikost	d_1 (min.)	d_2 (max.)	s
M3	3.1	5.6	1	**M16**	16.2	24.4	3.5
M3.5	3.6	6.1	1	**M18**	18.2	26.4	3.5
M4	4.1	7	1.2	**M20**	20.2	30.6	4.5
M5	5.1	8.8	1.6	**M22**	22.5	32.9	4.5
M6	6.1	9.9	1.6	**M24**	24.5	35.9	5
M8	8.1	12.7	2	**M27**	27.5	38.9	5
M10	10.2	16	2.5	**M30**	30.5	44.1	6
M12	12.2	18	2.5	**M36**	36.5	52.2	7
M14	14.2	21.1	3				

Skupiny produktů

Materiál	Povrchová úprava	Kód	Strana
Pružinová ocel DIN267-26		37200	7-57
Pružinová ocel DIN267-26	Zn	37220	7-58
NO A2		51390	7-58
NO A4		55390	7-58

37200 **Pružná podložka pro šrouby s válcovou hlavou** **L07D**

Materiál Pružinová ocel DIN267-26

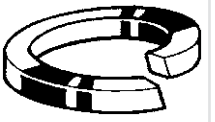

Pro nom. velikost	✉	Kód výrobku	Pro nom. velikost	✉	Kód výrobku	Pro nom. velikost	✉	Kód výrobku
M3	250	37200.030.001	M12	150	37200.120.001	M24	50	37200.240.001
M4	250	37200.040.001	M14	100	37200.140.001	M27	50	37200.270.001
M5	250	37200.050.001	M16	100	37200.160.001	M30	50	37200.300.001
M6	250	37200.060.001	M18	250	37200.180.001	M36	50	37200.360.001
M8	200	37200.080.001	M20	100	37200.200.001			
M10	200	37200.100.001	M22	50	37200.220.001			

- Pružné pojistné podložky dle DIN 7980 by měly být používány v kombinaci se spojovacím materiálem pevnostní třídy < 8.8, aplikace při dynamickém zatížení není dovolena.
- Zajištění při dynamickém zatížení, viz pojistné vroubkované podložky a NORD-LOCK antivibrační podložky.
- V závislosti na dostupnosti mohou být tyto položky dodány pozinkované nebo mechanicky pokovené.
- UPOZORNĚNÍ: Elektrolytické pokovení těchto produktů může způsobit vodíkovou křehkost.

37220 Pružná podložka pro šrouby s válcovou hlavou L07D

Materiál Pružinová ocel DIN267-26
Povrchová úprava Pozinkované

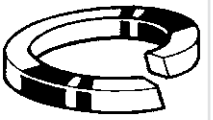

Pro nom. velikost	✉	Kód výrobku	Pro nom. velikost	✉	Kód výrobku	Pro nom. velikost	✉	Kód výrobku
M3	250	37220.030.001	M10	200	37220.100.001	M22	50	37220.220.001
M4	250	37220.040.001	M12	150	37220.120.001	M24	50	37220.240.001
M5	250	37220.050.001	M14	100	37220.140.001	M27	50	37220.270.001
M6	250	37220.060.001	M16	100	37220.160.001	M30	50	37220.300.001
M8	200	37220.080.001	M20	100	37220.200.001			

- Pružné pojistné podložky dle DIN 7980 by měly být používány v kombinaci se spojovacím materiálem pevnostní třídy < 8.8, aplikace při dynamickém zatížení není dovolena.
- Zajištění při dynamickém zatížení, viz pojistné vroubkované podložky a NORD-LOCK antivibrační podložky.
- V závislosti na dostupnosti mohou být tyto položky dodány pozinkované nebo mechanicky pokovené.

51390 Pružná podložka pro šrouby s válcovou hlavou R09A

Materiál Nerezocel A2

DIN **≈7980**
BS ≈4464 A

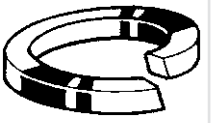

Pro nom. velikost	✉	Kód výrobku	Pro nom. velikost	✉	Kód výrobku	Pro nom. velikost	✉	Kód výrobku
M3	250	51390.030.001	M8	250	51390.080.001	M18	100	51390.180.001
M3,5*	1000	51390.035.001	M10	200	51390.100.001	M20	100	51390.200.001
M4	250	51390.040.001	M12	200	51390.120.001	M24	50	51390.240.001
M5	250	51390.050.001	M14	100	51390.140.001	M27	50	51390.270.001
M6	250	51390.060.001	M16	100	51390.160.001	M30	50	51390.300.001

- Použití při dynamickém zatížení není dovolené.
- Zajištění při dynamickém zatížení, viz NORD-LOCK antivibrační podložky.
- Typ austenitické oceli se řídí dle rozhodnutí výrobce a rozsahem typů ocelí uvedených v DIN 267-11.

55390 Pružná podložka pro šrouby s válcovou hlavou R49A

7

Materiál Nerezocel A4

DIN **≈7980**
BS ≈4464 A

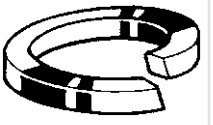

Pro nom. velikost	✉	Kód výrobku	Pro nom. velikost	✉	Kód výrobku	Pro nom. velikost	✉	Kód výrobku
M3	250	55390.030.001	M10	200	55390.100.001	M20	100	55390.200.001
M4	250	55390.040.001	M12	200	55390.120.001	M24	50	55390.240.001
M5	250	55390.050.001	M14	100	55390.140.001	M27	50	55390.270.001
M6	250	55390.060.001	M16	100	55390.160.001	M30	50	55390.300.001
M8	250	55390.080.001	M18	100	55390.180.001			

- Použití při dynamickém zatížení není dovolené.
- Zajištění při dynamickém zatížení, viz NORD-LOCK antivibrační podložky.
- Typ austenitické oceli se řídí dle rozhodnutí výrobce a rozsahem typů ocelí uvedených v DIN 267-11.

Spirálová pružná podložka vysoký límec

ASME B18.21.1

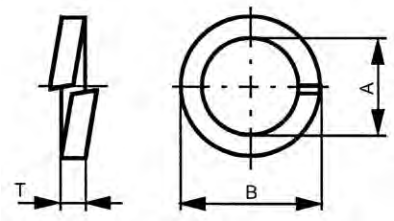

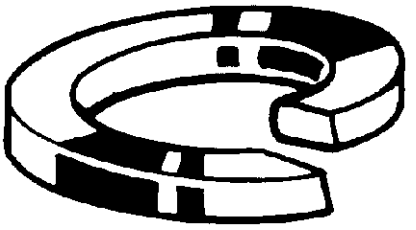

Technické údaje

Pro nom. velikost	A	B	T
No.4	0.114	0.173	0.022
No.5	0.127	0.202	0.030
No.6	0.141	0.216	0.03
No.8	0.167	0.267	0.047
No.10	0.193	0.294	0.047
1/4	0.252	0.363	0.078
5/16	0.314	0.457	0.093
3/8	0.377	0.550	0.125
7/16	0.440	0.644	0.140
1/2	0.502	0.733	0.172
5/8	0.628	0.917	0.203
3/4	0.753	1.105	0.218
7/8	0.878	1.291	0.234
1 Inch	1.003	1.478	0.250
1.1/4	1.254	1.790	0.313
1.1/2	1.504	2.159	0.375

Skupiny produktů

Materiál	Kód	Strana
Oc	U37200	7-59
NO A2 (AISI304/18-8)	U51390	7-59

U37200 Spirálová pružná podložka vysoký límec X09A

Materiál Ocel

Pro nom. velikost	✉	Kód výrobku	Pro nom. velikost	✉	Kód výrobku	Pro nom. velikost	✉	Kód výrobku
NO.4*	100	U37200.011.0001	5/16*	100	U37200.031.0001	7/8*	5	U37200.087.0001
NO.5*	100	U37200.012.0001	3/8*	50	U37200.037.0001	1 Inch*	5	U37200.100.0001
NO.6*	100	U37200.013.0001	7/16*	25	U37200.043.0001	1.1/4*	5	U37200.125.0001
NO.8*	100	U37200.016.0001	1/2*	25	U37200.050.0001	1.1/2*	5	U37200.150.0001
NO.10*	100	U37200.019.0001	5/8*	10	U37200.062.0001			
1/4*	100	U37200.025.0001	3/4*	10	U37200.075.0001			

U51390 Spirálová pružná podložka vysoký límec X15A

Materiál Nerezocel A2 (AISI 304/18-8)

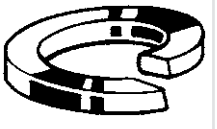

Pro nom. velikost	✉	Kód výrobku	Pro nom. velikost	✉	Kód výrobku	Pro nom. velikost	✉	Kód výrobku
1/4	50	U51390.025.0001	3/8*	50	U51390.037.0001	7/16*	25	U51390.043.0001
5/16*	50	U51390.031.0001						

Dvojitá pružná podložka

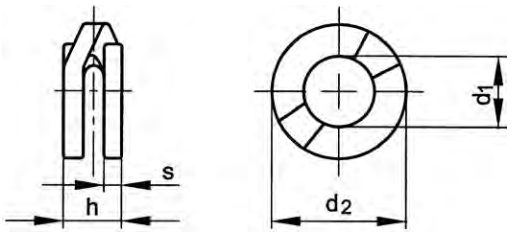



Technické údaje

Pro nom. velikost	d_1	d_2	h	s
M5	5.1	8.7	4.2	1.2
M6	6.1	11.1	5.6	1.6
M8	8.2	14.2	7	2
M10	10.2	17.2	7.7	2.2
M12	12.2	20.2	8.8	2.5
M16	16.2	26.2	12.3	3.5
M20	20.2	32.2	14	4
M22	22.5	34.5	14	4
M26	26.5	40.5	17.5	5

37240 **Dvojitá pružná podložka** **L07D**

Materiál Pružinová ocel

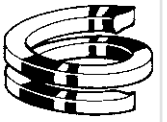

Pro nom. velikost	✉	Kód výrobku	Pro nom. velikost	✉	Kód výrobku	Pro nom. velikost	✉	Kód výrobku
M5	100	37240.050.001	M10	100	37240.100.001	M20	50	37240.200.001
M6	100	37240.060.001	M12	100	37240.120.001	M22	25	37240.220.001
M8	100	37240.080.001	M16	50	37240.160.001	M26	25	37240.260.001

- UPOZORNĚNÍ: Elektrolytické pokovení těchto produktů může způsobit vodíkovou křehkost.

Kuželová pružná podložka

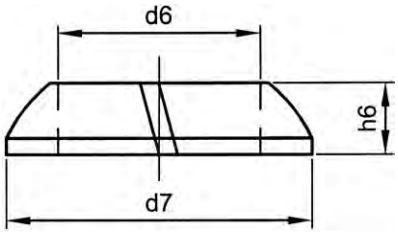

DIN **74361 C**

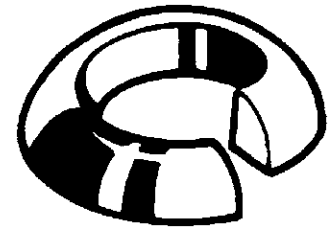

Technické údaje

d	d_6	d_7	h_6	d	d_6	d_7	h_6
M12	12.5	23	5	M18	18.5	29	7
M14	14.5	26	6	M20	20.5	34	8
M16 (≠DIN)	17.5	27	7	M22	22.5	34	8

72030 **Kuželová pružná podložka** **Y92E**

Materiál Pružinová ocel DIN17221

d	✉	Kód výrobku	d	✉	Kód výrobku	d	✉	Kód výrobku
M12	50	72030.120.001	M16	50	72030.160.001	M20	25	72030.200.001
M14	50	72030.140.001	M18	25	72030.180.001	M22	25	72030.220.001

- Použitelné pro šrouby kol.

Vlnitá pružná podložka

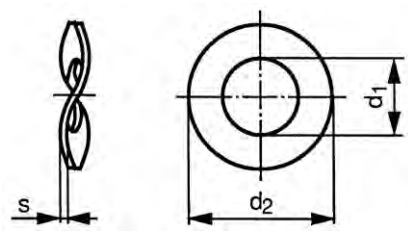

DIN **137 B**
NEN 2457
NF E27-620

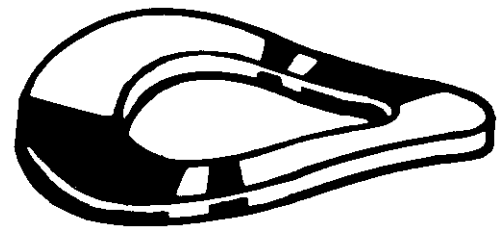

Technické údaje

Pro nom. velikost	d_1	d_2	s	Pro nom. velikost	d_1	d_2	s
M3	3.2	8	0.5	M12	13	24	1.2
M3.5	3.7	8	0.5	M14	15	28	1.6
M4	4.3	9	0.5	M16	17	30	1.6
M5	5.3	11	0.5	M18	19	34	1.6
M6	6.4	12	0.5	M20	21	36	1.6
M7	7.4	14	0.8	M22	23	40	1.8
M8	8.4	15	0.8	M24	25	44	1.8
M10	10.5	21	1	M27	28	50	2

Skupiny produktů

Materiál	Povrchová úprava	Kód	Strana
Pružinová ocel DIN267-26		37160	7-62
Pružinová ocel DIN267-26	Zn žl	37150	7-62
NO A2		51551	7-62
NO A4		55551	7-62

37160 Vlnitá pružná podložka — L07D

Materiál Pružinová ocel DIN267-26

Pro nom. velikost	✉	Kód výrobku	Pro nom. velikost	✉	Kód výrobku	Pro nom. velikost	✉	Kód výrobku
M3	1000	37160.030.001	M8	1000	37160.080.001	M16	100	37160.160.001
M4	1000	37160.040.001	M10	500	37160.100.001	M20	100	37160.200.001
M5	1000	37160.050.001	M12	500	37160.120.001	M22	100	37160.220.001
M6	1000	37160.060.001	M14	100	37160.140.001	M24	100	37160.240.001
M7	1000	37160.070.001						

- Pružné podložky dle DIN 137 by měly být používány v kombinaci se spojovacím materiálem pevnostní třídy < 5.8, aplikace při dynamickém zatížení není dovolena.
- Jsou určeny ke zmenšení účinků “vůle nebo usazení”, které vedou k uvolnění sestavy šroub/matice (viz DIN 267-26).
- Nezabraňují účinně uvolňování sestav při proměnlivém radiálním zatížení a jsou určeny k použití s krátkými šrouby s převládajícím zatížením v ose.
- Pro zajištění při dynamickém zatížení, viz pojistné vroubkované podložky a NORD-LOCK antivibrační podložky.
- UPOZORNĚNÍ: Elektrolytické pokovení těchto produktů může způsobit vodíkovou křehkost.

37150 Vlnitá pružná podložka — L07D

Materiál Pružinová ocel DIN267-26
Povrchová úprava Pozinkované žlutě pasivované

Pro nom. velikost	✉	Kód výrobku	Pro nom. velikost	✉	Kód výrobku	Pro nom. velikost	✉	Kód výrobku
M3	1000	37150.030.001	M7	1000	37150.070.001	M12	500	37150.120.001
M4	1000	37150.040.001	M8	1000	37150.080.001	M14	100	37150.140.001
M5	1000	37150.050.001	M10	500	37150.100.001	M16	100	37150.160.001
M6	1000	37150.060.001						

- Pružné podložky dle DIN 137 by měly být používány v kombinaci se spojovacím materiálem pevnostní třídy < 5.8, aplikace při dynamickém zatížení není dovolena.
- Jsou určeny ke zmenšení účinků “vůle nebo usazení”, které vedou k uvolnění sestavy šroub/matice (viz DIN 267-26).
- Nezabraňují účinně uvolňování sestav při proměnlivém radiálním zatížení a jsou určeny k použití s krátkými šrouby s převládajícím zatížením v ose.
- Pro zajištění při dynamickém zatížení, viz pojistné vroubkované podložky a NORD-LOCK antivibrační podložky.
- UPOZORNĚNÍ: Elektrolytické pokovení těchto produktů může způsobit vodíkovou křehkost.

51551 Vlnitá pružná podložka — R09A

Materiál Nerezocel A2

DIN	**≈137 B**
NEN	≈2457
NF	≈E27-620

Pro nom. velikost	✉	Kód výrobku	Pro nom. velikost	✉	Kód výrobku	Pro nom. velikost	✉	Kód výrobku
M3	200	51551.030.001	M8	200	51551.080.001	M20	50	51551.200.001
M3,5*	1000	51551.035.001	M10	100	51551.100.001	M22*	100	51551.220.001
M4	200	51551.040.001	M12	100	51551.120.001	M24	50	51551.240.001
M5	200	51551.050.001	M14*	200	51551.140.001	M27*	100	51551.270.001
M6	200	51551.060.001	M16	100	51551.160.001			
M7*	500	51551.070.001	M18*	200	51551.180.001			

- Použití při dynamickém zatížení není dovolené.
- Pro zajištění při dynamickém zatížení, viz NORD-LOCK antivibrační podložky.
- Typ austenitické oceli se řídí dle rozhodnutí výrobce a rozsahem typů ocelí uvedených v DIN 267-11.

55551 Vlnitá pružná podložka — R49A

Materiál Nerezocel A4

DIN	**≈137 B**
NEN	≈2457
NF	≈E27-620

Pro nom. velikost	✉	Kód výrobku	Pro nom. velikost	✉	Kód výrobku	Pro nom. velikost	✉	Kód výrobku
M3*	1000	55551.030.001	M5*	1000	55551.050.001	M8*	500	55551.080.001
M4*	1000	55551.040.001	M6*	500	55551.060.001			

Prohnutá pružná podložka

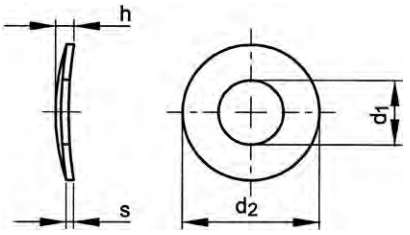

DIN **137 A**
NEN 2456

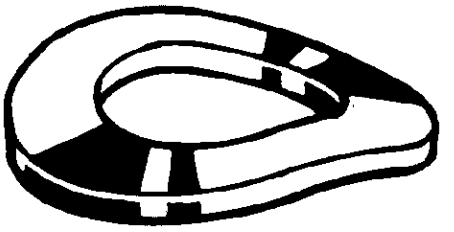

Technické údaje

Pro nom. velikost	d_1	d_2	h (max.)	s
M2	2.2	4.5	1	0.3
M2.3	2.5	5	1	0.3
M2.5 (≠DIN)	2.6	5	1	0.3
M2.6	2.8	5.5	1.1	0.3
M3	3.2	6	1.3	0.4
M3.5	3.7	7	1.4	0.4
M4	4.3	8	1.6	0.5
M5	5.3	10	1.8	0.5
M6	6.4	11	2.2	0.5
M7	7.4	12	2.4	0.5
M8	8.4	15	3.4	0.5
M10	10.5	18	4	0.8

- Pružné podložky dle DIN 137 by měly být používány v kombinaci se spojovacím materiálem pevnostní třídy < 5.8, aplikace při dynamickém zatížení není dovolena.
- Jsou určeny ke zmenšení účinků “vůle nebo usazení”, které vedou k uvolnění sestavy šroub/matice (viz DIN 267-26).
- Nezabraňují účinně uvolňování sestav při proměnlivém radiálním zatížení a jsou určeny k použití s krátkými šrouby s převládajícím zatížením v ose.
- Pro zajištění při dynamickém zatížení, viz pojistné vroubkované podložky a NORD-LOCK antivibrační podložky.

Skupiny produktů

Materiál	Povrchová úprava	Kód	Strana
Pružinová ocel DIN267-26		37120	7-63
Pružinová ocel DIN267-26	Zn žl	37110	7-63
NO A1		51550	7-64

37120 Prohnutá pružná podložka L07D

Materiál Pružinová ocel DIN267-26

Pro nom. velikost	✉	Kód výrobku	Pro nom. velikost	✉	Kód výrobku	Pro nom. velikost	✉	Kód výrobku
M2	500	37120.020.001	M3,5	500	37120.035.001	M7	500	37120.070.001
M2,3	500	37120.023.001	M4	500	37120.040.001	M8	500	37120.080.001
M2,6	500	37120.026.001	M5	500	37120.050.001	M10	200	37120.100.001
M3	500	37120.030.001	M6	500	37120.060.001			

- UPOZORNĚNÍ: Elektrolytické pokovení těchto produktů může způsobit vodíkovou křehkost.

37110 Prohnutá pružná podložka L07D

Materiál Pružinová ocel DIN267-26
Povrchová úprava Pozinkované žlutě pasivované

Pro nom. velikost	✉	Kód výrobku	Pro nom. velikost	✉	Kód výrobku	Pro nom. velikost	✉	Kód výrobku
M2	500	37110.020.001	M4	500	37110.040.001	M7	500	37110.070.001
M2,5	500	37110.025.001	M5	500	37110.050.001	M8	500	37110.080.001
M3	500	37110.030.001	M6	500	37110.060.001	M10	200	37110.100.001

- UPOZORNĚNÍ: Elektrolytické pokovení těchto produktů může způsobit vodíkovou křehkost.

51550	Prohnutá pružná podložka	R05A

Materiál Nerezocel A1

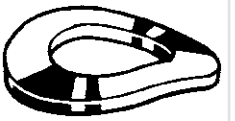

Pro nom. velikost	✉	Kód výrobku	Pro nom. velikost	✉	Kód výrobku	Pro nom. velikost	✉	Kód výrobku
M2*	1000	51550.020.001	M3,5*	1000	51550.035.001	M7*	500	51550.070.001
M2,3*	1000	51550.023.001	M4*	1000	51550.040.001	M8*	500	51550.080.001
M2,5*	1000	51550.025.001	M5*	1000	51550.050.001	M10*	500	51550.100.001
M3*	1000	51550.030.001	M6*	500	51550.060.001			

Prohnutá pružná pojistná podložka

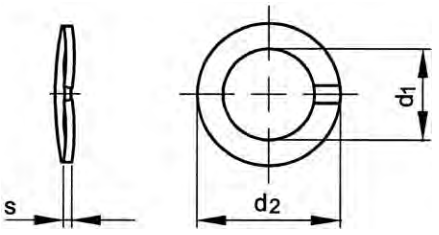

DIN **128 A**
NEN 1570

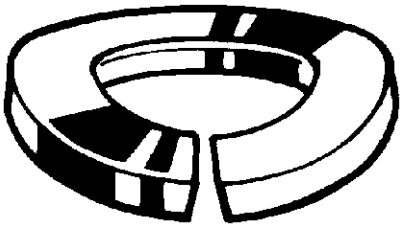

Technické údaje

Pro nom. velikost	d_1 (min.)	d_2 (max.)	s	Pro nom. velikost	d_1 (min.)	d_2 (max.)	s
M2	2.1	4.4	0.5	**M14**	14.2	24.1	2.4
M2.3 (≠DIN)	2.4	4.9	0.6	**M16**	16.2	27.4	2.8
M2.5	2.6	5.1	0.6	**M18**	18.2	29.4	2.8
M2.6 (≠DIN)	2.7	5.2	0.6	**M20**	20.2	33.6	3.2
M3	3.1	6.2	0.7	**M22**	22.5	35.9	3.2
M3.5	3.6	6.7	0.7	**M24**	24.5	40	4
M4	4.1	7.6	0.8	**M27**	27.5	43	4
M5	5.1	9.2	1	**M30**	30.5	48.2	6
M6	6.1	11.8	1.3	**M33 (≠DIN)**	34	54.2	6
M7	7.1	12.7	1.3	**M36**	36.5	58.2	6
M8	8.1	14.8	1.6	**M39 (≠DIN)**	39.5	59.2	6
M10	10.2	18.1	1.8	**M42 (≠DIN)**	42.5	68.2	7
M11 (≠DIN)	11.3	19.3	2.1	**M45 (≠DIN)**	46.7	70.5	7
M12	12.2	21.1	2.1	**M48 (≠DIN)**	49	75	7

Skupiny produktů

Materiál	Povrchová úprava	Kód	Strana
Pružinová ocel DIN267-26	Mech.zn	37080	7-64
Pružinová ocel DIN267-26	Zn žl	37092	7-65
NO A2		51520	7-65
NO A4		55520	7-65
Fosforová bronz Cu4		50500	7-66

37080	Prohnutá pružná pojistná podložka	L07D

Materiál Pružinová ocel DIN267-26
Povrchová úprava Mechanicky pozinkované

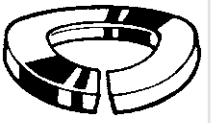

Pro nom. velikost	✉	Kód výrobku	Pro nom. velikost	✉	Kód výrobku	Pro nom. velikost	✉	Kód výrobku
M2	500	37080.020.001	M8	200	37080.080.001	M24	50	37080.240.001
M2,5	500	37080.025.001	M10	200	37080.100.001	M27	25	37080.270.001
M2,6	500	37080.026.001	M11	150	37080.110.001	M30	25	37080.300.001
M3	250	37080.030.001	M12	150	37080.120.001	M33	25	37080.330.001
M3,5	250	37080.035.001	M14	100	37080.140.001	M36	25	37080.360.001
M4	250	37080.040.001	M16	100	37080.160.001	M39	10	37080.390.001
M5	250	37080.050.001	M18	100	37080.180.001	M42	10	37080.420.001
M6	250	37080.060.001	M20	100	37080.200.001	M45	10	37080.450.001
M7	250	37080.070.001	M22	50	37080.220.001	M48	10	37080.480.001

37080 Prohnutá pružná pojistná podložka

- Prohnuté pružné podložky dle DIN 128 A mají lepší vlastnosti v porovnání s pružnými pojistnými podložkami dle DIN 127 A a díky prohnutému tvaru mají další přednosti: nepoškozují povrch konstrukcí, matic ani šroubů, dají se použít i pro levý závit; během utahování a demontáže se nedeformují, jsou tudíž znovu použitelné; vzájemně se nezaplétají, jsou proto vhodné k automatickému podávání; měly by být používány v kombinaci se spojovacím materiálem pevnostní třídy < 8.8, aplikace při dynamickém zatížení není dovolena.
- Pro zajištění při dynamickém zatížení, viz pojistné vroubkované podložky a NORD-LOCK antivibrační podložky, které najdete v tomto oddíle.

37092 Prohnutá pružná pojistná podložka L07D

Materiál Pružinová ocel DIN267-26
Povrchová úprava Pozinkované žlutě pasivované

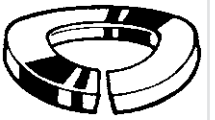

Pro nom. velikost	✉	Kód výrobku	Pro nom. velikost	✉	Kód výrobku	Pro nom. velikost	✉	Kód výrobku
M4	250	37092.040.001	M8	200	37092.080.001	M12	150	37092.120.001
M5	250	37092.050.001	M10	200	37092.100.001	M14	100	37092.140.001
M6	250	37092.060.001						

- Prohnuté pružné podložky dle DIN 128 A mají lepší vlastnosti v porovnání s pružnými pojistnými podložkami dle DIN 127 A a díky prohnutému tvaru mají další přednosti: nepoškozují povrch konstrukcí, matic ani šroubů, dají se použít i pro levý závit; během utahování a demontáže se nedeformují, jsou tudíž znovu použitelné; vzájemně se nezaplétají, jsou proto vhodné k automatickému podávání; měly by být používány v kombinaci se spojovacím materiálem pevnostní třídy < 8.8, aplikace při dynamickém zatížení není dovolena.
- Pro zajištění při dynamickém zatížení, viz pojistné vroubkované podložky a NORD-LOCK antivibrační podložky, které najdete v tomto oddíle.

51520 Prohnutá pružná pojistná podložka R09A

Materiál Nerezocel A2

DIN **≈128 A**
NEN ≈1570

RoHS

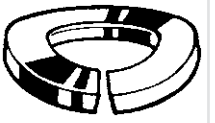

Pro nom. velikost	✉	Kód výrobku	Pro nom. velikost	✉	Kód výrobku	Pro nom. velikost	✉	Kód výrobku
M2	100	51520.020.001	M6	250	51520.060.001	M18	100	51520.180.001
M2,5	100	51520.025.001	M8	200	51520.080.001	M20	100	51520.200.001
M2,6	100	51520.026.001	M10	200	51520.100.001	M22	50	51520.220.001
M3	250	51520.030.001	M12	150	51520.120.001	M24	50	51520.240.001
M3,5	250	51520.035.001	M14	100	51520.140.001	M30	25	51520.300.001
M4	250	51520.040.001	M16	100	51520.160.001	M36	25	51520.360.001
M5	250	51520.050.001						

- Rozměry se mírně liší od DIN 128 A, tyto pružné pojistné podložky se vyznačují "zesílenou" tloušťkou zaručující zlepšené pružící vlastnosti.
- Prohnuté pružné podložky dle DIN 128 A mají lepší vlastnosti v porovnání s pružnými pojistnými podložkami dle DIN 127 A a díky prohnutému tvaru mají další přednosti: nepoškozují povrch konstrukcí, matic ani šroubů, dají se použít i pro levý závit; během utahování a demontáže se nedeformují, jsou tudíž znovu použitelné; vzájemně se nezaplétají, jsou proto vhodné k automatickému podávání.
- Použití při dynamickém zatížení není dovolené.
- Pro zajištění při dynamickém zatížení, viz NORD-LOCK antivibrační podložky.
- Typ austenitické oceli se řídí dle rozhodnutí výrobce a rozsahem typů ocelí uvedených v DIN 267-11.

55520 Prohnutá pružná pojistná podložka R49A

Materiál Nerezocel A4

DIN **≈128 A**
NEN ≈1570

RoHS

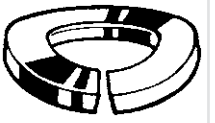

Pro nom. velikost	✉	Kód výrobku	Pro nom. velikost	✉	Kód výrobku	Pro nom. velikost	✉	Kód výrobku
M2*	1000	55520.020.001	M6	250	55520.060.001	M14*	250	55520.140.001
M2,5*	1000	55520.025.001	M8	200	55520.080.001	M16	100	55520.160.001
M3	250	55520.030.001	M10	200	55520.100.001	M20	100	55520.200.001
M4	250	55520.040.001	M12	150	55520.120.001	M24*	100	55520.240.001
M5	250	55520.050.001						

- Rozměry se mírně liší od DIN 128 A, tyto pružné pojistné podložky se vyznačují "zesílenou" tloušťkou zaručující zlepšené pružící vlastnosti.
- Prohnuté pružné podložky dle DIN 128 A mají lepší vlastnosti v porovnání s pružnými pojistnými podložkami dle DIN 127 A a díky prohnutému tvaru mají další přednosti: nepoškozují povrch konstrukcí, matic ani šroubů, dají se použít i pro levý závit; během utahování a demontáže se nedeformují, jsou tudíž znovu použitelné; vzájemně se nezaplétaj, jsou proto vhodné k automatickému podávání.
- Použití při dynamickém zatížení není dovolené. Pro zajištění při dynamickém zatížení, viz NORD-LOCK antivibrační podložky.
- Typ austenitické oceli se řídí dle rozhodnutí výrobce a rozsahem typů ocelí uvedených v DIN 267-11.

50500 Prohnutá pružná pojistná podložka M11F

Materiál Fosforová bronz Cu4

DIN **≈128 A**
NEN ≈1570

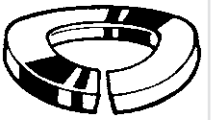

Pro nom. velikost	✉	Kód výrobku	Pro nom. velikost	✉	Kód výrobku	Pro nom. velikost	✉	Kód výrobku
M2,6	500	50500.026.001	M6	250	50500.060.001	M16	100	50500.160.001
M3	250	50500.030.001	M8	200	50500.080.001	M18	100	50500.180.001
M4	250	50500.040.001	M10	200	50500.100.001	M20	100	50500.200.001
M5	250	50500.050.001	M12	150	50500.120.001			

- Rozměry se mírně liší od DIN 128 A, tyto pružné pojistné podložky se vyznačují “zesílenou” tloušťkou zaručující zlepšené pružící vlastnosti.

Pojistná vroubkovaná podložka

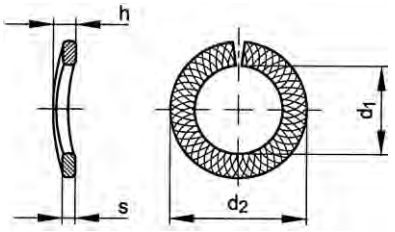

DIN **≈128 A**
NEN ≈1570

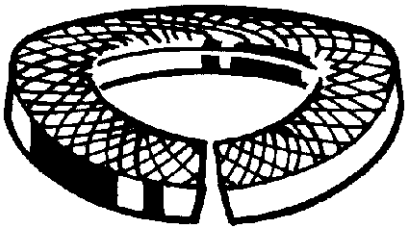

Technické údaje

Pro nom. velikost	d_1	d_2 (max.)	s	Pro nom. velikost	d_1	d_2 (max.)	s
M4	4.1	7.6	0.8	**M16**	16.2	27.4	2.8
M5	5.1	9.2	1	**M18**	18.2	29.4	2.8
M6	6.1	11.8	1.3	**M20**	20.2	33.6	3.2
M8	8.1	14.9	1.6	**M22**	22.5	35.9	3.2
M10	10.2	18.1	1.8	**M24**	24.5	40	4
M12	12.2	21.1	2.1	**M27**	27.5	43	4
M14	14.2	24.1	2.4	**M30**	30.5	48.2	6

Přednosti pojistných podložek *FABORY*:
- použitelné se šrouby se šestihrannou hlavou, šestihrannými maticemi, atd. třídy ≤ **8.8**
- profilovaný povrch zabezpečuje proti uvolnění a snižuje ztrátu montážního předpětí
- kompenzace vůle spoje díky velkému prohnutí podložky
- pouze mírné poškození, vhodné pro měkké materiály a materiály s povrchovou úpravou
- znovu použitelné
- vhodné pro automatickou montáž
- odolné při teplotách od – 10°C do + 300°C
- rozměry a jiné vlastnosti podle DIN 128 A
- jednoduché použití se standardními spojovacími prvky
- použitelné také pro šrouby se šestihrannou hlavou, šestihranné matice, atd. s levým závitem





37070 Pojistná vroubkovaná podložka L07D

Materiál Pružinová ocel DIN267-26
Povrchová úprava Mechanicky pozinkované žlutě pasivované

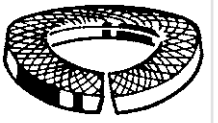

Pro nom. velikost	✉	Kód výrobku	Pro nom. velikost	✉	Kód výrobku	Pro nom. velikost	✉	Kód výrobku
M4	250	37070.040.001	M12	150	37070.120.001	M22	50	37070.220.001
M5	250	37070.050.001	M14	100	37070.140.001	M24	50	37070.240.001
M6	250	37070.060.001	M16	100	37070.160.001	M27	25	37070.270.001
M8	200	37070.080.001	M18	100	37070.180.001	M30	25	37070.300.001
M10	200	37070.100.001	M20	100	37070.200.001			

Těžká vypuklá pojistná podložka s vnitřním ozubením typ JZC

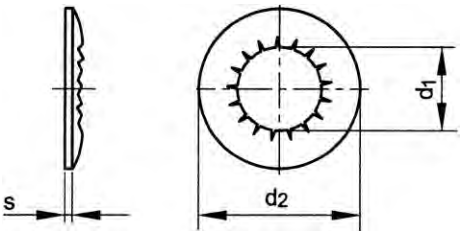

NF **E25-512**

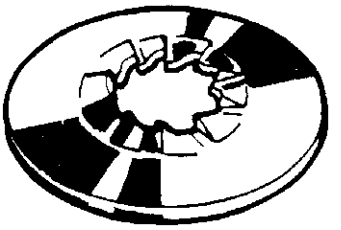

Technické údaje

Pro nom. velikost	d_1	d_2	s	Pro nom. velikost	d_1	d_2	s
M3	3.2	8.7	0.5	M6	6.1	18.3	1
M4	4.3	11.2	0.6	M10	10.2	26.3	1.4
M5	5.1	16.2	1	M12	12.2	32.4	1.4

- Hlavním účelem ozubených pojistných podložek je umožnit průtok elektrického proudu mezi díly natřenými lakem, protikorozními přípravky nebo podobnými materiály, zahnuté okraje podložek proniknou při spojování těchto dílů nátěrem. Tam, kde jsou tyto podložky určeny k použití se spojovacím materiálem nižší pevnostní třídy proti uvolnění, je třeba prověřit jejich účinnost pro danou aplikaci.
- Vnitřní ozubení a velký vnější průměr d_2, mimořádná pružnost díky vypuklému tvaru.

37560 **Těžká vypuklá pojistná podložka s vnitřním ozubením typ JZC** **L07D**

Materiál Pružinová ocel

RoHS

Pro nom. velikost	✉	Kód výrobku	Pro nom. velikost	✉	Kód výrobku	Pro nom. velikost	✉	Kód výrobku
M3	1000	37560.030.001	M5	1000	37560.050.001	M10	100	37560.100.001
M4	1000	37560.040.001	M6	1000	37560.060.001	M12	100	37560.120.001

- UPOZORNĚNÍ: Elektrolytické pokovení těchto produktů může způsobit vodíkovou křehkost.

Zápustná vějířová pojistná podložka s vnějším ozubením

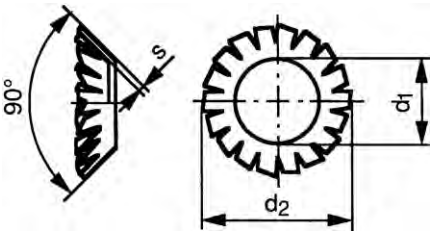

DIN **6798 V**
NF E27-627

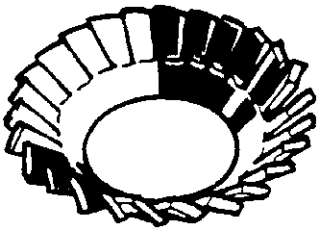

Technické údaje

Pro nom. velikost	d_1	d_2 ≈	s	Pro nom. velikost	d_1	d_2 ≈	s
M3	3.2	6	0.2	M10	10.5	19	0.5
M4	4.3	8	0.25	M12	13	23	0.5
M5	5.3	9.8	0.3	M14	15	26.2	0.6
M6	6.4	11.8	0.4	M16	17	30.2	0.6
M8	8.4	15.3	0.4				

- Hlavním účelem ozubených pojistných podložek je umožnit průtok elektrického proudu mezi díly natřenými lakem, protikorozními přípravky nebo podobnými materiály, zahnuté okraje podložek proniknou při spojování těchto dílů nátěrem. Tam, kde jsou tyto podložky určeny k použití se spojovacím materiálem nižší pevnostní třídy proti uvolnění, je třeba prověřit jejich účinnost pro danou aplikaci.
- Vhodné pro šrouby a matice s normální šířkou pro klíč.

Skupiny produktů

Materiál	Povrchová úprava	Kód	Strana
Pružinová ocel 350-425 HV10		37500	7-68
Pružinová ocel 350-425 HV10	Zn	37520	7-68
NO A2		51463	7-68

37500 Zápustná vějířová pojistná podložka s vnějším ozubením L07D

Materiál Pružinová ocel 350-425 HV10

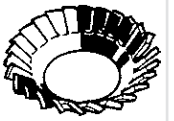

Pro nom. velikost	✉	Kód výrobku	Pro nom. velikost	✉	Kód výrobku	Pro nom. velikost	✉	Kód výrobku
M3	1000	37500.030.001	M6	1000	37500.060.001	M12	500	37500.120.001
M4	1000	37500.040.001	M8	1000	37500.080.001	M14	100	37500.140.001
M5	1000	37500.050.001	M10	1000	37500.100.001	M16	100	37500.160.001

- UPOZORNĚNÍ: Elektrolytické pokovení těchto produktů může způsobit vodíkovou křehkost.

37520 Zápustná vějířová pojistná podložka s vnějším ozubením L07D

Materiál Pružinová ocel 350-425 HV10
Povrchová úprava Pozinkované

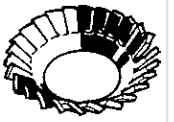

Pro nom. velikost	✉	Kód výrobku	Pro nom. velikost	✉	Kód výrobku	Pro nom. velikost	✉	Kód výrobku
M4	1000	37520.040.001	M6	1000	37520.060.001	M10	1000	37520.100.001
M5	1000	37520.050.001	M8	1000	37520.080.001	M12	500	37520.120.001

- UPOZORNĚNÍ: Elektrolytické pokovení těchto produktů může způsobit vodíkovou křehkost.

51463 Zápustná vějířová pojistná podložka s vnějším ozubením R09A

Materiál Nerezocel A2

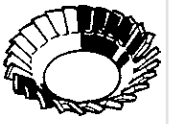

Pro nom. velikost	✉	Kód výrobku	Pro nom. velikost	✉	Kód výrobku	Pro nom. velikost	✉	Kód výrobku
M3*	1000	51463.030.001	M6*	1000	51463.060.001	M12*	500	51463.120.001
M4*	1000	51463.040.001	M8*	500	51463.080.001	M16*	200	51463.160.001
M5*	1000	51463.050.001	M10*	500	51463.100.001			

Zápustná vějířová podložka s vnějším ozubením

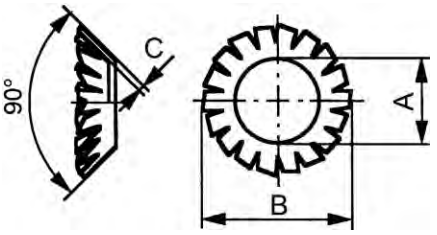

ASME B18.21.1

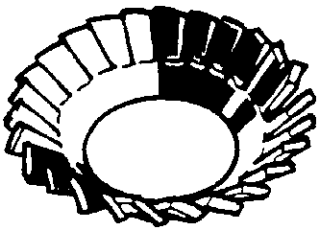

Technické údaje

Pro nom. velikost	A	B	C
No.6	0.140	0.289	0.017
No.8	0.167	0.322	0.017
No.10	0.195	0.354	0.020
No.12	0.220	0.421	0.020
1/4	0.255	0.454	0.020
5/16	0.318	0.599	0.023
3/8	0.383	0.765	0.028

U37500 **Zápustná vějířová podložka s vnějším ozubením** **X09A**

Materiál Pružinová ocel
Povrchová úprava Pozinkované

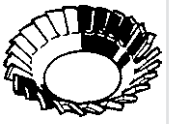

Pro nom. velikost	✉	Kód výrobku	Pro nom. velikost	✉	Kód výrobku	Pro nom. velikost	✉	Kód výrobku
NO.6*	100	U37500.013.0001	NO.12*	100	U37500.021.0001	5/16*	100	U37500.031.0001
NO.8*	100	U37500.016.0001	1/4*	100	U37500.025.0001	3/8*	50	U37500.037.0001
NO.10*	100	U37500.019.0001						

Vějířová pojistná podložka s vnějším, vnitřním ozubením

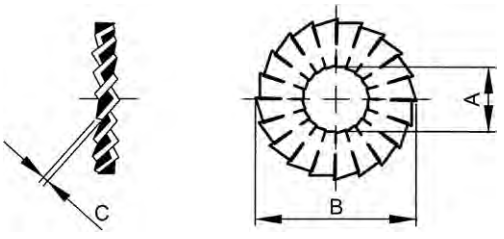

ASME B18.21.1

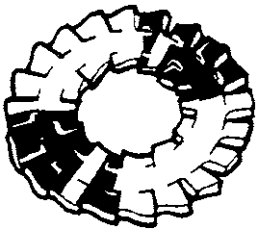

7

Technické údaje

Pro nom. velikost	A	B	C
No.4	0.115	0.510	0.017
No.6	0.141	0.610	0.023
No.8	0.168	0.690	0.028
No.10	0.195	0.740	0.032
1/4	0.256	0.965	0.037
5/16	0.320	1.045	0.042
3/8	0.384	1.130	0.042
1/2	0.512	1.3801	0.052

U37590 **Vějířová pojistná podložka s vnějším, vnitřním ozubením** **X09A**

Materiál Pružinová ocel
Povrchová úprava Pozinkované



Pro nom. velikost	✉	Kód výrobku	Pro nom. velikost	✉	Kód výrobku	Pro nom. velikost	✉	Kód výrobku
NO.4*	100	U37590.011.0001	NO.10*	100	U37590.019.0001	3/8*	50	U37590.037.0001
NO.6*	100	U37590.013.0001	1/4*	100	U37590.025.0001	1/2*	25	U37590.050.0001
NO.8*	100	U37590.016.0001	5/16*	100	U37590.031.0001			

Vějířová pojistná podložka s vnějším ozubením

ASME B18.21.1

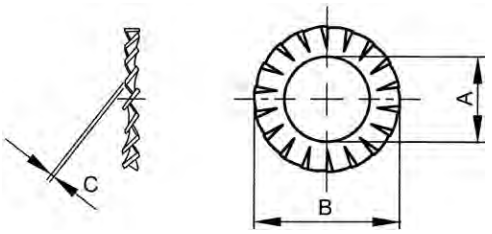

Technické údaje

Pro nom. velikost	A	B	C
No.3	0.102	0.220	0.01
No.4	0.115	0.245	0.012
No.5	0.129	0.270	0.014
No.6	0.141	0.305	0.016
No.8	0.168	0.365	0.018
No.10	0.195	0.395	0.018
No.12	0.221	0.460	0.020
1/4	0.256	0.494	0.023
5/16	0.320	0.588	0.028
3/8	0.384	0.670	0.032
7/16	0.448	0.740	0.032
1/2	0.513	0.880	0.037
9/16	0.576	0.960	0.037
5/8	0.641	1.045	0.042
3/4	0.768	1.22	0.047
7/8	0.897	1.380	0.052
1 Inch	1.025	1.59	0.059

Skupiny produktů

Materiál	Kód	Strana
Oc	U37420	7-70
NO A2 (AISI304/18-8)	U51460	7-70
NO A4 (AISI316/18-10)	U55460	7-71
NO AISI410	U53460	7-71
Br PH	U50450	7-71

U37420 Vějířová pojistná podložka s vnějším ozubením X09A

Materiál Ocel

Pro nom. velikost	✉	Kód výrobku	Pro nom. velikost	✉	Kód výrobku	Pro nom. velikost	✉	Kód výrobku
NO.4*	100	U37420.011.0001	1/4*	100	U37420.025.0001	9/16*	25	U37420.056.0001
NO.6*	100	U37420.013.0001	5/16*	100	U37420.031.0001	5/8*	10	U37420.062.0001
NO.8*	100	U37420.016.0001	3/8*	50	U37420.037.0001	3/4*	10	U37420.075.0001
NO.10*	100	U37420.019.0001	7/16*	25	U37420.043.0001	7/8*	5	U37420.087.0001
NO.12*	100	U37420.021.0001	1/2*	25	U37420.050.0001	1 Inch*	5	U37420.100.0001

U51460 Vějířová pojistná podložka s vnějším ozubením X15A

Materiál Nerezocel A2 (AISI 304/18-8)

Pro nom. velikost	✉	Kód výrobku	Pro nom. velikost	✉	Kód výrobku	Pro nom. velikost	✉	Kód výrobku
NO.4*	50	U51460.011.0001	NO.10*	50	U51460.019.0001	3/8*	50	U51460.037.0001
NO.6*	50	U51460.013.0001	1/4*	50	U51460.025.0001	1/2*	10	U51460.050.0001
NO.8*	50	U51460.016.0001	5/16*	50	U51460.031.0001			

U55460 Vějířová pojistná podložka s vnějším ozubením X15A

Materiál Nerezocel A4 (AISI 316/18-10)

Pro nom. velikost	✉	Kód výrobku	Pro nom. velikost	✉	Kód výrobku	Pro nom. velikost	✉	Kód výrobku
NO.3*	50	U55460.009.0001	NO.5*	50	U55460.012.0001	NO.8*	50	U55460.016.0001
NO.4*	50	U55460.011.0001	NO.6*	50	U55460.013.0001	NO.10*	50	U55460.019.0001

U53460 Vějířová pojistná podložka s vnějším ozubením X15A

Materiál Nerezocel AISI410

Pro nom. velikost	✉	Kód výrobku	Pro nom. velikost	✉	Kód výrobku	Pro nom. velikost	✉	Kód výrobku
NO.4*	50	U53460.011.0001	1/4*	50	U53460.025.0001	1/2*	10	U53460.050.0001
NO.6*	50	U53460.013.0001	5/16*	50	U53460.031.0001	5/8*	10	U53460.062.0001
NO.8*	50	U53460.016.0001	3/8*	50	U53460.037.0001	3/4*	5	U53460.075.0001
NO.10*	50	U53460.019.0001	7/16*	25	U53460.043.0001			

U50450 Vějířová pojistná podložka s vnějším ozubením X09A

Materiál Bronz PH

Pro nom. velikost	✉	Kód výrobku	Pro nom. velikost	✉	Kód výrobku	Pro nom. velikost	✉	Kód výrobku
NO.4	100	U50450.011.0001	NO.10*	100	U50450.019.0001	3/8*	50	U50450.037.0001
NO.6*	100	U50450.013.0001	1/4*	100	U50450.025.0001	1/2*	25	U50450.050.0001
NO.8*	100	U50450.016.0001	5/16*	100	U50450.031.0001			

Pojistná vějířová podložka s oboustranným ozubením typ DD

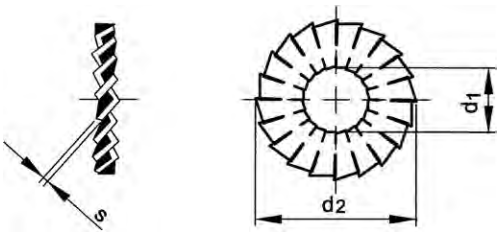

NF ≈E27-626

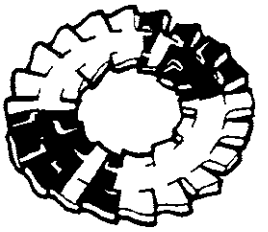

Technické údaje

Pro nom. velikost	d_1	d_2	s
M4	4.2	15.6	0.8
M5	5.2	17.9	0.8
M6	6.2	18.2	0.8
M8	8.2	22.3	1

Pro nom. velikost	d_1	d_2	s
M10	10.3	26.1	1.1
M12	12.3	30.3	1.2
M16	16.5	36.1	1.4

- Hlavním účelem ozubených pojistných podložek je umožnit průtok elektrického proudu mezi díly natřenými lakem, protikorozními přípravky nebo podobnými materiály, zahnuté okraje podložek proniknou při spojování těchto dílů nátěrem. Tam, kde jsou tyto podložky určeny k použití se spojovacím materiálem nižší pevnostní třídy proti uvolnění, je třeba prověřit jejich účinnost pro danou aplikaci.
- Dvojité ozubení a velký vnější průměr d_2. Doporučeno pro zvětšené a protáhlé otvory, kde je vyžadována zvětšená kontaktní plocha mezi díly, aby nedošlo k jejich posunu.

Skupiny produktů

Materiál	Povrchová úprava	Kód	Strana
Pružinová ocel		37580	7-72
Pružinová ocel	Zn	37590	7-72

37580 Pojistná vějířová podložka s oboustranným ozubením typ DD — L07D

Materiál Pružinová ocel



7

Pro nom. velikost	✉	Kód výrobku	Pro nom. velikost	✉	Kód výrobku	Pro nom. velikost	✉	Kód výrobku
M4	1000	37580.040.001	M8	500	37580.080.001	M12	100	37580.120.001
M5	1000	37580.050.001	M10	500	37580.100.001	M16	100	37580.160.001
M6	500	37580.060.001						

- UPOZORNĚNÍ: Elektrolytické pokovení těchto produktů může způsobit vodíkovou křehkost.

37590 Pojistná vějířová podložka s oboustranným ozubením typ DD — L07D

Materiál Pružinová ocel
Povrchová úprava Pozinkované



Pro nom. velikost	✉	Kód výrobku	Pro nom. velikost	✉	Kód výrobku	Pro nom. velikost	✉	Kód výrobku
M4	1000	37590.040.001	M8	500	37590.080.001	M12	100	37590.120.001
M5	1000	37590.050.001	M10	500	37590.100.001	M16	100	37590.160.001
M6	500	37590.060.001						

Pojistná vějířová podložka s vnitřním ozubením

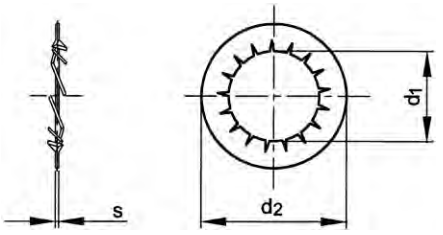

DIN	**6798 J**
NEN	2454
NF	E27-625

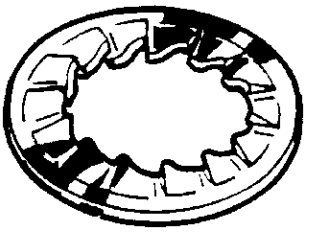

Technické údaje

Pro nom. velikost	d_1	d_2	s	Pro nom. velikost	d_1	d_2	s
M2	2.2	4.5	0.3	M8	8.4	15	0.8
M2.3 (≠DIN)	2.5	5	0.4	M10	10.5	18	0.9
M2.5	2.7	5.5	0.4	M12	13	20.5	1
M3	3.2	6	0.4	M14	15	24	1
M3.5	3.7	7	0.5	M16	17	26	1.2
M4	4.3	8	0.5	M18	19	30	1.4
M5 (≠DIN)	5.1	9	0.5	M20	21	33	1.4
M5	5.3	10	0.6	M22	23	36	1.5
M6	6.4	11	0.7	M24	25	38	1.5
M7	7.4	12.5	0.8	M27	28	44	1.6
M8 (≠DIN)	8.2	14	0.8	M30	31	48	1.6

- Hlavním účelem ozubených pojistných podložek je umožnit průtok elektrického proudu mezi díly natřenými lakem, protikoroznímí přípravky nebo podobnými materiály, zahnuté okraje podložek proniknou při spojování těchto dílů nátěrem. Tam, kde jsou tyto podložky určeny k použití se spojovacím materiálem nižší pevnostní třídy proti uvolnění, je třeba prověřit jejich účinnost pro danou aplikaci.
- Vhodné pro šrouby a matice s normální šířkou pro klíč.

Skupiny produktů

Materiál	Povrchová úprava	Kód	Strana
Pružinová ocel 350-425 HV10		37460	7-73
Pružinová ocel 350-425 HV10	Zn	37480	7-73
NO A2		51462	7-74
NO A4		55462	7-74

7

37460 Pojistná vějířová podložka s vnitřním ozubením — L07D

Materiál Pružinová ocel 350-425 HV10

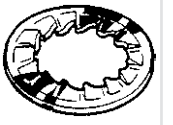

Pro nom. velikost	✉	Kód výrobku	Pro nom. velikost	✉	Kód výrobku	Pro nom. velikost	✉	Kód výrobku
M2	1000	37460.020.001	M7	1000	37460.070.001	M18	100	37460.180.001
M3	1000	37460.030.001	M8 (≠DIN)	1000	37460.080.001	M20	100	37460.200.001
M3,5	1000	37460.035.001	M8	1000	37460.080.002	M22	100	37460.220.001
M4	1000	37460.040.001	M10	1000	37460.100.001	M24	100	37460.240.001
M5 (≠DIN)	1000	37460.050.001	M12	1000	37460.120.001	M27	100	37460.270.001
M5	1000	37460.050.002	M14	500	37460.140.001	M30	100	37460.300.001
M6	1000	37460.060.001	M16	500	37460.160.001			

37480 Pojistná vějířová podložka s vnitřním ozubením — L07D

Materiál Pružinová ocel 350-425 HV10
Povrchová úprava Pozinkované

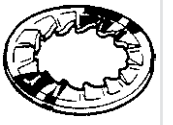

Pro nom. velikost	✉	Kód výrobku	Pro nom. velikost	✉	Kód výrobku	Pro nom. velikost	✉	Kód výrobku
M2	1000	37480.020.001	M6	1000	37480.060.001	M14	500	37480.140.001
M2,5	1000	37480.025.001	M7	1000	37480.070.001	M16	500	37480.160.001
M3	1000	37480.030.001	M8 (≠DIN)	1000	37480.080.001	M18	100	37480.180.001
M3,5	1000	37480.035.001	M8	1000	37480.080.002	M20	100	37480.200.001
M4	1000	37480.040.001	M10	1000	37480.100.001	M22	100	37480.220.001
M5 (≠DIN)	1000	37480.050.001	M12	1000	37480.120.001	M24	100	37480.240.001
M5	1000	37480.050.002						

51462 Pojistná vějířová podložka s vnitřním ozubením R09A

Materiál Nerezocel A2

DIN ≈6798 J
NEN ≈2454
NF ≈E27-625

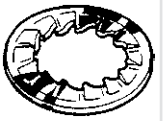

Pro nom. velikost	✉	Kód výrobku	Pro nom. velikost	✉	Kód výrobku	Pro nom. velikost	✉	Kód výrobku
M2,5	200	51462.025.001	M8	200	51462.080.001	M18	100	51462.180.001
M3	200	51462.030.001	M8 (≠DIN)*	1000	51462.082.001	M20	100	51462.200.001
M4	200	51462.040.001	M10	100	51462.100.001	M22*	200	51462.220.001
M5	200	51462.050.001	M12	100	51462.120.001	M24	50	51462.240.001
M5 (≠DIN)*	1000	51462.051.001	M14	100	51462.140.001	M27	50	51462.270.001
M6	200	51462.060.001	M16	100	51462.160.001	M30*	100	51462.300.001
M7*	1000	51462.070.001						

- Typ austenitické oceli se řídí dle rozhodnutí výrobce a rozsahem typů ocelí uvedených v DIN 267-11.

55462 Pojistná vějířová podložka s vnitřním ozubením R49A

Materiál Nerezocel A4

DIN ≈6798 J
NEN ≈2454
NF ≈E27-625

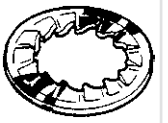

Pro nom. velikost	✉	Kód výrobku	Pro nom. velikost	✉	Kód výrobku	Pro nom. velikost	✉	Kód výrobku
M2,3*	1000	55462.023.001	M8	200	55462.080.001	M18	100	55462.180.001
M3	200	55462.030.001	M8*	1000	55462.080.002	M20	100	55462.200.001
M4	200	55462.040.001	M8 (≠DIN)*	1000	55462.082.001	M22*	200	55462.220.001
M5	200	55462.050.001	M10	100	55462.100.001	M24	50	55462.240.001
M5*	1000	55462.050.002	M12	100	55462.120.001	M27*	100	55462.270.001
M5 (≠DIN)*	1000	55462.051.001	M14	100	55462.140.001	M30*	100	55462.300.001
M6	200	55462.060.001	M16	100	55462.160.001			

- Typ austenitické oceli se řídí dle rozhodnutí výrobce a rozsahem typů ocelí uvedených v DIN 267-11.

Pojistná vějířová podložka s vnitřním ozubením

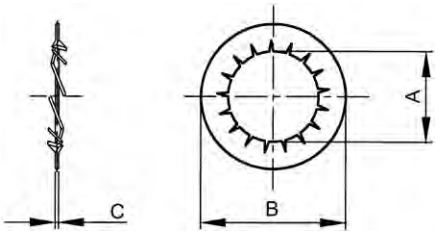

ASME B18.21.1

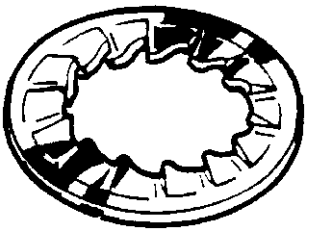

Technické údaje

Pro nom. velikost	A	B	C
No.2	0.089	0.172	0.010
No.3	0.102	0.215	0.010
No.4	0.115	0.245	0.012
No.6	0.141	0.275	0.016
No.8	0.168	0.325	0.018
No.10	0.195	0.365	0.018
No.12	0.221	0.394	0.020
1/4	0.256	0.460	0.023
5/16	0.320	0.594	0.028
3/8	0.384	0.670	0.032
7/16	0.448	0.740	0.032
1/2	0.512	0.867	0.037
9/16	0.576	0.957	0.037
5/8	0.640	1.045	0.042
3/4	0.769	1.220	0.047
7/8	0.894	1.364	0.052
1 Inch	1.019	1.590	0.059

Skupiny produktů

Materiál	Povrchová úprava	Kód	Strana
Oc	Zn	U37480	7-75

Skupiny produktů

Materiál	Povrchová úprava	Kód	Strana
NO A2 (AISI304/18-8)		U51462	7-75
NO A4 (AISI316/18-10)		U55462	7-75
NO AISI410		U53462	7-75
Br PH		U50462	7-76

U37480 Pojistná vějířová podložka s vnitřním ozubením — X09A

Materiál Ocel
Povrchová úprava Pozinkované

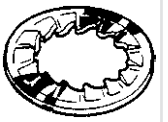

Pro nom. velikost	✉	Kód výrobku	Pro nom. velikost	✉	Kód výrobku	Pro nom. velikost	✉	Kód výrobku
NO.2*	100	U37480.008.0001	1/4*	100	U37480.025.0001	5/8*	10	U37480.062.0001
NO.4*	100	U37480.011.0001	5/16*	100	U37480.031.0001	3/4*	10	U37480.075.0001
NO.6*	100	U37480.013.0001	3/8*	50	U37480.037.0001	7/8*	5	U37480.087.0001
NO.8*	100	U37480.016.0001	7/16*	25	U37480.043.0001	1 Inch*	5	U37480.100.0001
NO.10*	100	U37480.019.0001	1/2*	25	U37480.050.0001			
NO.12*	100	U37480.021.0001	9/16*	25	U37480.056.0001			

U51462 Pojistná vějířová podložka s vnitřním ozubením — X15A

Materiál Nerezocel A2 (AISI 304/18-8)

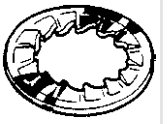

Pro nom. velikost	✉	Kód výrobku	Pro nom. velikost	✉	Kód výrobku	Pro nom. velikost	✉	Kód výrobku
NO.4*	50	U51462.011.0001	1/4*	50	U51462.025.0001	9/16*	10	U51462.056.0001
NO.6*	50	U51462.013.0001	5/16*	50	U51462.031.0001	5/8*	10	U51462.062.0001
NO.8*	50	U51462.016.0001	3/8*	50	U51462.037.0001	3/4*	5	U51462.075.0001
NO.10*	50	U51462.019.0001	1/2*	10	U51462.050.0001			

U55462 Pojistná vějířová podložka s vnitřním ozubením — X15A

Materiál Nerezocel A4 (AISI 316/18-10)

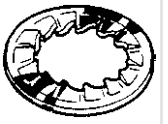

Pro nom. velikost	✉	Kód výrobku	Pro nom. velikost	✉	Kód výrobku	Pro nom. velikost	✉	Kód výrobku
NO.4*	50	U55462.011.0001	NO.10*	50	U55462.019.0001	5/16*	50	U55462.031.0001
NO.6*	50	U55462.013.0001	1/4*	50	U55462.025.0001	3/8*	50	U55462.037.0001
NO.8*	50	U55462.016.0001						

U53462 Pojistná vějířová podložka s vnitřním ozubením — X15A

Materiál Nerezocel AISI410

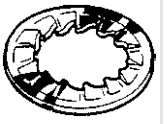

Pro nom. velikost	✉	Kód výrobku	Pro nom. velikost	✉	Kód výrobku	Pro nom. velikost	✉	Kód výrobku
NO.2*	50	U53462.008.0001	NO.10*	50	U53462.019.0001	7/16*	25	U53462.043.0001
NO.3*	50	U53462.009.0001	NO.12*	50	U53462.021.0001	1/2*	10	U53462.050.0001
NO.4*	50	U53462.011.0001	1/4*	50	U53462.025.0001	5/8*	10	U53462.062.0001
NO.6*	50	U53462.013.0001	5/16*	50	U53462.031.0001	3/4*	5	U53462.075.0001
NO.8*	50	U53462.016.0001	3/8*	50	U53462.037.0001			

U50462 **Pojistná vějířová podložka s vnitřním ozubením** **X09A**

Materiál Bronz PH

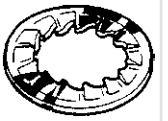

Pro nom. velikost	✉	Kód výrobku	Pro nom. velikost	✉	Kód výrobku	Pro nom. velikost	✉	Kód výrobku
NO.2*	100	U50462.008.0001	NO.8*	100	U50462.016.0001	5/16*	100	U50462.031.0001
NO.4*	100	U50462.011.0001	NO.10*	100	U50462.019.0001	3/8*	50	U50462.037.0001
NO.6*	100	U50462.013.0001	1/4*	100	U50462.025.0001	1/2*	25	U50462.050.0001

Pojistná vějířová podložka s vnitřním ozubením těžká

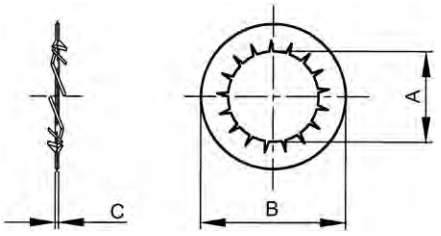

ASME B18.21.1

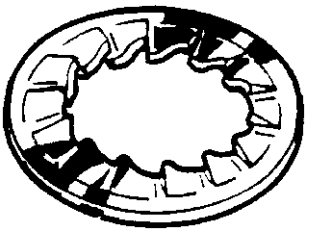

Technické údaje

Pro nom. velikost	A	B	C
1/4	0.256	0.500	0.035
5/16	0.320	0.590	0.040
3/8	0.384	0.700	0.042
1/2	0.512	0.880	0.055
5/8	0.640	1.100	0.059
3/4	0.768	1.240	0.070

Skupiny produktů

Materiál	Povrchová úprava	Kód	Strana
Pružinová ocel HV		U37320	7-76
Pružinová ocel HV	Zn	U37321	7-76

U37320 **Pojistná vějířová podložka s vnitřním ozubením těžká** **X09A**

Materiál Pružinová ocel HV

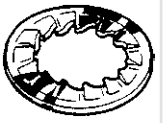

Pro nom. velikost	✉	Kód výrobku	Pro nom. velikost	✉	Kód výrobku	Pro nom. velikost	✉	Kód výrobku
1/4*	100	U37320.025.0001	3/8*	50	U37320.037.0001	5/8*	10	U37320.062.0001
5/16*	100	U37320.031.0001	1/2*	25	U37320.050.0001	3/4*	10	U37320.075.0001

U37321 **Pojistná vějířová podložka s vnitřním ozubením těžká** **X09A**

Materiál Pružinová ocel HV
Povrchová úprava Pozinkované



Pro nom. velikost	✉	Kód výrobku	Pro nom. velikost	✉	Kód výrobku	Pro nom. velikost	✉	Kód výrobku
1/4*	100	U37321.025.0001	3/8*	50	U37321.037.0001	5/8*	10	U37321.062.0001
5/16*	100	U37321.031.0001	1/2*	25	U37321.050.0001	3/4*	10	U37321.075.0001

Vějířová pojistná podložka s vnějším ozubením

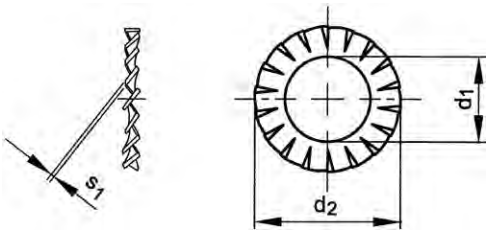

DIN	**6798 A**
NEN	2453
NF	E27-624

Technické údaje

Pro nom. velikost	d_1	d_2	s_1
M2	2.2	4.5	0.3
M2.5	2.7	5.5	0.4
M2.6 (≠DIN)	2.8	5.5	0.4
M3	3.2	6	0.4
M3.5	3.7	7	0.5
M4	4.3	8	0.5
M5 (≠DIN)	5.1	9	0.5
M5	5.3	10	0.6
M6	6.4	11	0.7
M7	7.4	12.5	0.8
M8 (≠DIN)	8.2	14	0.8
M8	8.4	15	0.8

Pro nom. velikost	d_1	d_2	s_1
M10	10.5	18	0.9
M11 (≠DIN)	11.5	19.5	0.9
M12	13	20.5	1
M14	15	24	1
M16	17	26	1.2
M18	19	30	1.4
M20	21	33	1.4
M22	23	36	1.5
M24	25	38	1.5
M27	28	44	1.6
M30	31	48	1.6

- Hlavním účelem ozubených pojistných podložek je umožnit průtok elektrického proudu mezi díly natřenými lakem, protikorozními přípravky nebo podobnými materiály, zahnuté okraje podložek proniknou při spojování těchto dílů nátěrem. Tam, kde jsou tyto podložky určeny k použití se spojovacím materiálem nižší pevnostní třídy proti uvolnění, je třeba prověřit jejich účinnost pro danou aplikaci.
- Vhodné pro šrouby a matice s normální šířkou pro klíč.

Skupiny produktů

Materiál	Povrchová úprava		Kód	Strana
Pružinová ocel 350-425 HV10			37400	7-77
Pružinová ocel 350-425 HV10	Zn		37420	7-77
Pružinová ocel 350-425 HV10	Zn	Velké Balení	37430	7-78
Pružinová ocel 350-425 HV10	Zn žl		37440	7-78
NO A2			51460	7-78
NO A4			55460	7-78
NO A5			53460	7-79
Fosforová bronz Cu4			50540	7-79

37400 Vějířová pojistná podložka s vnějším ozubením — L07D

Materiál Pružinová ocel 350-425 HV10

Pro nom. velikost	✉	Kód výrobku	Pro nom. velikost	✉	Kód výrobku	Pro nom. velikost	✉	Kód výrobku
M2	1000	37400.020.001	M7	1000	37400.070.001	M18	100	37400.180.001
M3	1000	37400.030.001	M8 (≠DIN)	1000	37400.080.001	M20	100	37400.200.001
M3,5	1000	37400.035.001	M8	1000	37400.080.002	M22	100	37400.220.001
M4	1000	37400.040.001	M10	1000	37400.100.001	M24	100	37400.240.001
M5 (≠DIN)	1000	37400.050.001	M12	1000	37400.120.001	M27	100	37400.270.001
M5	1000	37400.050.002	M14	500	37400.140.001	M30	100	37400.300.001
M6	1000	37400.060.001	M16	500	37400.160.001			

- UPOZORNĚNÍ: Elektrolytické pokovení těchto produktů může způsobit vodíkovou křehkost.

37420 Vějířová pojistná podložka s vnějším ozubením — L07D

Materiál Pružinová ocel 350-425 HV10
Povrchová úprava Pozinkované

Pro nom. velikost	✉	Kód výrobku	Pro nom. velikost	✉	Kód výrobku	Pro nom. velikost	✉	Kód výrobku
M2	200	37420.020.001	M3,5	200	37420.035.001	M5 (≠DIN)	200	37420.050.001
M2,5	200	37420.025.001	M4	200	37420.040.001	M5	200	37420.050.002
M3	200	37420.030.001						

37420 Vějířová pojistná podložka s vnějším ozubením

Pro nom. velikost	✉	Kód výrobku	Pro nom. velikost	✉	Kód výrobku	Pro nom. velikost	✉	Kód výrobku
M6	200	37420.060.001	M11	100	37420.110.001	M20	100	37420.200.001
M7	200	37420.070.001	M12	100	37420.120.001	M22	100	37420.220.001
M8 (≠DIN)	200	37420.080.001	M14	100	37420.140.001	M24	100	37420.240.001
M8	200	37420.080.002	M16	100	37420.160.001	M27	100	37420.270.001
M10	100	37420.100.001	M18	100	37420.180.001	M30	50	37420.300.001

37430 Vějířová pojistná podložka s vnějším ozubením L07D

Materiál Pružinová ocel 350-425 HV10
Povrchová úprava Pozinkované

Pro nom. velikost	✉	Kód výrobku	Pro nom. velikost	✉	Kód výrobku	Pro nom. velikost	✉	Kód výrobku
M2,5	10000	37430.025.001	M5 (≠DIN)	10000	37430.050.001	M10	2000	37430.100.001
M3	10000	37430.030.001	M6	5000	37430.060.001	M12	2000	37430.120.001
M4	10000	37430.040.001	M8 (≠DIN)	5000	37430.080.001			

37440 Vějířová pojistná podložka s vnějším ozubením L07D

Materiál Pružinová ocel 350-425 HV10
Povrchová úprava Pozinkované žlutě pasivované

Pro nom. velikost	✉	Kód výrobku	Pro nom. velikost	✉	Kód výrobku	Pro nom. velikost	✉	Kód výrobku
M3	200	37440.030.001	M8 (≠DIN)	200	37440.080.001	M16	100	37440.160.001
M4	200	37440.040.001	M10	100	37440.100.001	M20	100	37440.200.001
M5 (≠DIN)	200	37440.050.001	M12	100	37440.120.001	M24	100	37440.240.001
M6	200	37440.060.001						

51460 Vějířová pojistná podložka s vnějším ozubením R09A

Materiál Nerezocel A2

DIN **≈6798 A**
NEN ≈2453
NF ≈E27-624

Pro nom. velikost	✉	Kód výrobku	Pro nom. velikost	✉	Kód výrobku	Pro nom. velikost	✉	Kód výrobku
M2	200	51460.020.001	M6	200	51460.060.001	M16	100	51460.160.001
M2,5	200	51460.025.001	M7	200	51460.070.001	M18	100	51460.180.001
M2,6 (≠DIN)	200	51460.026.001	M8	200	51460.080.001	M20	100	51460.200.001
M3	200	51460.030.001	M8 (≠DIN)*	1000	51460.082.001	M22	50	51460.220.001
M3,5	200	51460.035.001	M10	100	51460.100.001	M24	50	51460.240.001
M4	200	51460.040.001	M12	100	51460.120.001	M27	50	51460.270.001
M5	200	51460.050.001	M14	100	51460.140.001	M30	25	51460.300.001
M5 (≠DIN)*	1000	51460.051.001						

- Typ austenitické oceli se řídí dle rozhodnutí výrobce a rozsahem typů ocelí uvedených v DIN 267-11.

55460 Vějířová pojistná podložka s vnějším ozubením R49A

Materiál Nerezocel A4

DIN **≈6798 A**
NEN ≈2453
NF ≈E27-624

Pro nom. velikost	✉	Kód výrobku	Pro nom. velikost	✉	Kód výrobku	Pro nom. velikost	✉	Kód výrobku
M2	200	55460.020.001	M5,1*	1000	55460.051.001	M16	100	55460.160.001
M2,5	200	55460.025.001	M6	200	55460.060.001	M18	100	55460.180.001
M2,6 (≠DIN)	200	55460.026.001	M8	200	55460.080.001	M20	100	55460.200.001
M3	200	55460.030.001	M8 (≠DIN)*	1000	55460.080.002	M22	50	55460.220.001
M3,5	200	55460.035.001	M8,2*	1000	55460.082.001	M24	50	55460.240.001
M4	200	55460.040.001	M10	100	55460.100.001	M27	50	55460.270.001
M5	200	55460.050.001	M12	100	55460.120.001	M30	25	55460.300.001
M5 (≠DIN)*	1000	55460.050.002	M14	100	55460.140.001			

- Typ austenitické oceli se řídí dle rozhodnutí výrobce a rozsahem typů ocelí uvedených v DIN 267-11.

53460 **Vějířová pojistná podložka s vnějším ozubením** **R45A**

Materiál Nerezocel A5

DIN **≈6798 A**
NEN ≈2453
NF ≈E27-624

Pro nom. velikost	✉	Kód výrobku	Pro nom. velikost	✉	Kód výrobku
M6*	1000	53460.060.001	M8*	1000	53460.080.001

50540 **Vějířová pojistná podložka s vnějším ozubením** **M11F**

Materiál Fosforová bronz Cu4

DIN **≈6798 A**
NEN ≈2453
NF ≈E27-624

Pro nom. velikost	✉	Kód výrobku	Pro nom. velikost	✉	Kód výrobku	Pro nom. velikost	✉	Kód výrobku
M2	200	50540.020.001	M4	200	50540.040.001	M8	200	50540.080.001
M2,5	200	50540.025.001	M5	200	50540.050.001	M10	100	50540.100.001
M3	200	50540.030.001	M6	200	50540.060.001	M12	100	50540.120.001
M3,5	200	50540.035.001						

- Vhodné pro šrouby a matice s normální šířkou pro klíč.

Pojistná podložka s vnitřním ozubením

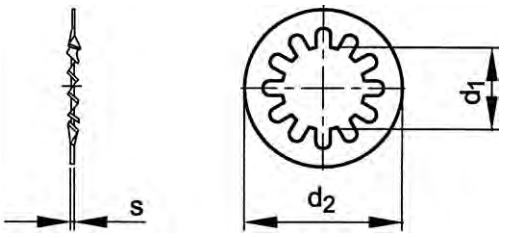

DIN **6797 J**
NEN 2451

Technické údaje

Pro nom. velikost	d_1	d_2	s	Pro nom. velikost	d_1	d_2	s
M2	2.2	4.5	0.3	**M10**	10.5	18	0.9
M2.3 (≠DIN)	2.5	5	0.4	**M12**	13	20.5	1
M2.5	2.7	5.5	0.4	**M14**	15	24	1
M2.7	2.7	5.5	0.4	**M16**	17	26	1.2
M3	3.2	6	0.4	**M18**	19	30	1.4
M4	4.3	8	0.5	**M20**	21	33	1.4
M5	5.3	10	0.6	**M22**	23	36	1.5
M6	6.4	11	0.7	**M24**	25	38	1.5
M7	7.4	12.5	0.8	**M27**	28	44	1.6
M8	8.4	15	0.8	**M30**	31	48	1.6

- Hlavním účelem ozubených pojistných podložek je umožnit průtok elektrického proudu mezi díly natřenými lakem, protikorozními přípravky nebo podobnými materiály, zahnuté okraje podložek proniknou při spojování těchto dílů nátěrem. Tam, kde jsou tyto podložky určeny k použití se spojovacím materiálem nižší pevnostní třídy proti uvolnění, je třeba prověřit jejich účinnost pro danou aplikaci.
- Vhodné pro šrouby a matice s šířkou pro klíč menší než normální a tam, kde musejí být z estetických důvodů zuby na vnitřní straně.

Skupiny produktů

Materiál	Kód	Strana
Pružinová ocel 350-425 HV10	37320	7-79
NO A2	51458	7-80

37320 **Pojistná podložka s vnitřním ozubením** **L07D**

Materiál Pružinová ocel 350-425 HV10

Pro nom. velikost	✉	Kód výrobku	Pro nom. velikost	✉	Kód výrobku	Pro nom. velikost	✉	Kód výrobku
M3	500	37320.030.001	M6	250	37320.060.001	M12	200	37320.120.001
M4	500	37320.040.001	M8	200	37320.080.001	M16	100	37320.160.001
M5	250	37320.050.001	M10	200	37320.100.001	M20	100	37320.200.001

- UPOZORNĚNÍ: Elektrolytické pokovení těchto produktů může způsobit vodíkovou křehkost.

51458 Pojistná podložka s vnitřním ozubením **R09A**

Materiál Nerezocel A2

DIN **≈6797 J**
NEN ≈2451

Pro nom. velikost	✉	Kód výrobku	Pro nom. velikost	✉	Kód výrobku	Pro nom. velikost	✉	Kód výrobku
M2*	1000	51458.020.001	M7*	1000	51458.070.001	M18*	200	51458.180.001
M2,3*	1000	51458.023.001	M8	200	51458.080.001	M20	100	51458.200.001
M3	200	51458.030.001	M8,2*	1000	51458.082.001	M22*	200	51458.220.001
M4	200	51458.040.001	M10	200	51458.100.001	M24*	200	51458.240.001
M5	200	51458.050.001	M12	100	51458.120.001	M27*	100	51458.270.001
M5,1*	1000	51458.051.001	M14	100	51458.140.001	M30*	100	51458.300.001
M6	200	51458.060.001	M16	100	51458.160.001			

- Typ austenitické oceli se řídí dle rozhodnutí výrobce a rozsahem typů ocelí uvedených v DIN 267-11.

Pojistná podložka s vnějším ozubením

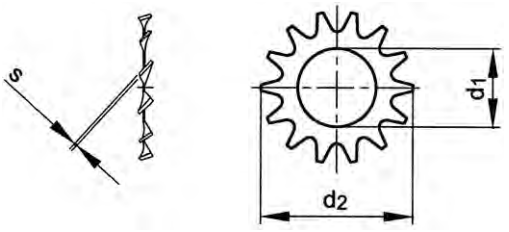

DIN **6797 A**
NEN 2450



7

Technické údaje

Pro nom. velikost	d_1	d_2	s	Pro nom. velikost	d_1	d_2	s
M2	2.2	4.5	0.3	**M10**	10.5	18	0.9
M2.3 (≠DIN)	2.5	5	0.4	**M12**	13	20.5	1
M2.5	2.7	5.5	0.4	**M14**	15	24	1
M3	3.2	6	0.4	**M16**	17	26	1.2
M3.5	3.7	7	0.5	**M18**	19	30	1.4
M4	4.3	8	0.5	**M20**	21	33	1.4
M5	5.3	10	0.6	**M22**	23	36	1.5
M6	6.4	11	0.7	**M24**	25	38	1.5
M7	7.4	12.5	0.8	**M27**	28	44	1.6
M8	8.4	15	0.8	**M30**	31	48	1.6

- Hlavním účelem ozubených pojistných podložek je umožnit průtok elektrického proudu mezi díly natřenými lakem, protikorozními přípravky nebo podobnými materiály, zahnuté okraje podložek proniknou při spojování těchto dílů nátěrem. Tam, kde jsou tyto podložky určeny k použití se spojovacím materiálem nižší pevnostní třídy proti uvolnění, je třeba prověřit jejich účinnost pro danou aplikaci.
- Vhodné pro šrouby a matice s normální šířkou pro klíč.

Skupiny produktů

Materiál	Povrchová úprava	Kód	Strana
Pružinová ocel 350-425 HV10		37300	7-81
Pružinová ocel 350-425 HV10	Zn	37302	7-81
NO A2		51456	7-81

37300 Pojistná podložka s vnějším ozubením — L07D

Materiál Pružinová ocel 350-425 HV10

Pro nom. velikost	✉	Kód výrobku	Pro nom. velikost	✉	Kód výrobku	Pro nom. velikost	✉	Kód výrobku
M3	500	37300.030.001	M8	200	37300.080.001	M16	100	37300.160.001
M4	500	37300.040.001	M10	200	37300.100.001	M20	100	37300.200.001
M5	250	37300.050.001	M12	200	37300.120.001	M24	50	37300.240.001
M6	250	37300.060.001	M14	100	37300.140.001			

- UPOZORNĚNÍ: Elektrolytické pokovení těchto produktů může způsobit vodíkovou křehkost.

37302 Pojistná podložka s vnějším ozubením — L07D

Materiál Pružinová ocel 350-425 HV10
Povrchová úprava Pozinkované

Pro nom. velikost	✉	Kód výrobku	Pro nom. velikost	✉	Kód výrobku	Pro nom. velikost	✉	Kód výrobku
M3	500	37302.030.001	M8	200	37302.080.001	M16	200	37302.160.001
M4	500	37302.040.001	M10	200	37302.100.001	M20	100	37302.200.001
M5	250	37302.050.001	M12	200	37302.120.001	M24	50	37302.240.001
M6	250	37302.060.001	M14	100	37302.140.001			

51456 Pojistná podložka s vnějším ozubením — R09A

Materiál Nerezocel A2

DIN **≈6797A**
NEN ≈2450

Pro nom. velikost	✉	Kód výrobku	Pro nom. velikost	✉	Kód výrobku	Pro nom. velikost	✉	Kód výrobku
M2*	1000	51456.020.001	M7*	1000	51456.070.001	M18*	200	51456.180.001
M2,3*	1000	51456.023.001	M8	200	51456.080.001	M20	100	51456.200.001
M3	200	51456.030.001	M10	200	51456.100.001	M22*	200	51456.220.001
M4	200	51456.040.001	M12	100	51456.120.001	M24*	200	51456.240.001
M5	200	51456.050.001	M14*	500	51456.140.001	M27*	100	51456.270.001
M6	200	51456.060.001	M16	100	51456.160.001	M30*	100	51456.300.001

- Typ austenitické oceli se řídí dle rozhodnutí výrobce a rozsahem typů ocelí uvedených v DIN 267-11.

Kontaktní pružná podložka pro spínací zařízení

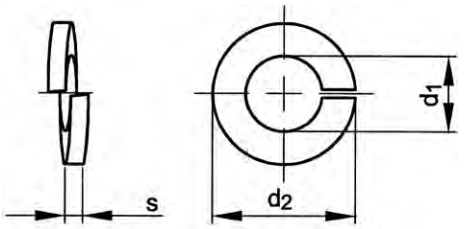

DIN 43699

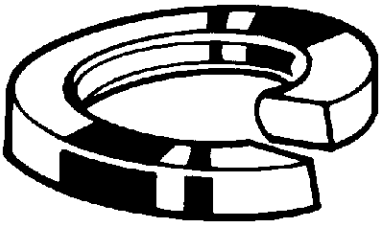

Technické údaje

Pro nom. velikost	d_1	d_2	s	Pro nom. velikost	d_1	d_2	s
M6 (≠DIN)	6.1	12.1	2	M12	12.2	22.2	3.5
M8	8.2	15.2	2.2	M16	16.2	28.2	4
M10	10.2	18.2	2.5	M20	20.2	34.2	5

- V závislosti na dostupnosti mohou být tyto položky dodány pozinkované nebo mechanicky pokovené.

37260 **Kontaktní pružná podložka pro spínací zařízení** **L07D**

Materiál Pružinová ocel
Povrchová úprava Pozinkované

RoHS

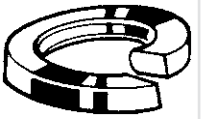

Pro nom. velikost	✉	Kód výrobku	Pro nom. velikost	✉	Kód výrobku	Pro nom. velikost	✉	Kód výrobku
M6	250	37260.060.001	M10	200	37260.100.001	M16	100	37260.160.001
M8	200	37260.080.001	M12	150	37260.120.001	M20	100	37260.200.001

Talířové pružiny pro kritické aplikace, typ A (těžké)



DIN 2093 A

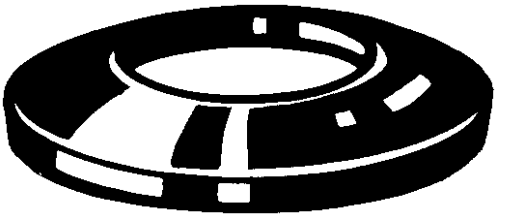

7

Technické údaje

D_e (h12)	D_i (H12)	F	Lo	t	D_e (h12)	D_i (H12)	F	Lo	t
8	4.2	210	0.6	0.4	35.5	18.3	5190	2.8	2
10	5.2	329	0.75	0.5	40	20.4	6450	3.15	2.25
12.5	6.2	673	1	0.7	45	22.4	7720	3.5	2.5
14	7.2	813	1.1	0.8	50	25.4	12000	4.1	3
16	8.2	1000	1.25	0.9	56	28.5	11400	4.3	3
18	9.2	1250	1.4	1	63	31	15000	4.9	3.5
20	10.2	1530	1.55	1.1	71	36	20500	5.6	4
22.5	11.2	1950	1.75	1.25	80	41	33700	6.7	5
25	12.2	2910	2.05	1.5	90	46	31400	7	5
28	14.2	2850	2.15	1.5	100	51	48000	8.2	6
31.5	16.3	3900	2.45	1.75	112	57	43800	8.5	6

- Talířové pružiny dle DIN 2093 jsou převážně používány v kritických aplikacích, kde je bezpečnost prvořadá. Podobné aplikace lze najít např. v bezpečnostních kluzných spojkách, výztuhách závěsů a v aplikacích s konstantním valivým tlakem. Vzhledem ke správné kombinaci lze přesně určit uspořádání talířových pružin, pružnost a/nebo průhyb. Technické specifikace výše uvedených pružin splňují nejnáročnější požadavky ohledně statického a dynamického zatížení. Překračují požadavky DIN 2093.
- Skupina materiálů 1: t < 1,25 z oceli Ck 75.
- Skupina materiálů 2: 1,25 ≤ t ≤ 6,0 z oceli 50 Cr V4 (únavovým lomům lze do značné míry zabránit, jelikož tyto talířové pružiny mají opracované okraje).
- F = síla pružiny v N při průhybu s ≈ 0,75 h_o(h_o= L_o– t).
- Výpočet talířových pružin, viz DIN 2092.
- Technické údaje jsou k dispozici na vyžádání.

36300	Talířové pružiny pro kritické aplikace, typ A (těžké)	L07C

Materiál Ocel Ck 75 Werkstoffnr. 1.1248
Povrchová úprava Fosfátované

D_e x D_i x t	✉	Kód výrobku	D_e x D_i x t	✉	Kód výrobku	D_e x D_i x t	✉	Kód výrobku
8X4,2X0,4MM	100	36300.084.004	25X12,2X1,5MM	50	36300.262.015	56X28,5X3MM	10	36300.588.030
10X5,2X0,5MM	100	36300.105.005	28X14,2X1,5MM	50	36300.294.015	63X31X3,5MM	5	36300.661.035
12,5X6,2X0,7MM	100	36300.131.007	31,5X16,3X1,75MM	50	36300.331.017	71X36X4MM	5	36300.746.040
14X7,2X0,8MM	100	36300.147.008	35,5X18,3X2MM	25	36300.373.020	80X41X5MM	1	36300.841.050
16X8,2X0,9MM	100	36300.168.009	40X20,4X2,25MM	25	36300.420.022	90X46X5MM	1	36300.946.050
18X9,2X1MM	100	36300.189.010	45X22,4X2,5MM	10	36300.472.025	100X51X6MM	1	36300.960.060
20X10,2X1,1MM	50	36300.210.011	50X25,4X3MM	10	36300.525.030	112X57X6MM	1	36300.968.060
22,5X11,2X1,25MM	50	36300.236.012						

Talířová pružina pro kritické aplikace typ B (střední)



DIN 2093 B

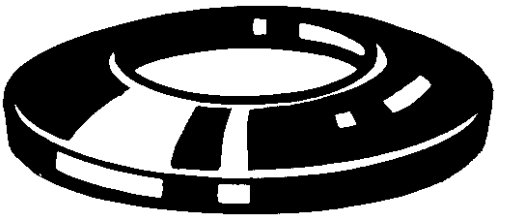

Technické údaje

D_e (h12)	D_i (H12)	F	Lo	t	D_e (h12)	D_i (H12)	F	Lo	t
8	4.2	119	0.55	0.3	**35.5**	18.3	1700	2.25	1.25
10	5.2	213	0.7	0.4	**40**	20.4	2620	2.65	1.5
12.5	6.2	291	0.85	0.5	**45**	22.4	3660	3.05	1.75
14	7.2	279	0.9	0.5	**50**	25.4	4760	3.4	2
16	8.2	412	1.05	0.6	**56**	28.5	4440	3.6	2
18	9.2	572	1.2	0.7	**63**	31	7180	4.25	2.5
20	10.2	745	1.35	0.8	**71**	36	6730	4.5	2.5
22.5	11.2	710	1.45	0.8	**80**	41	10500	5.3	3
25	12.2	868	1.6	0.9	**90**	46	14200	6	3.5
28	14.2	1110	1.8	1	**100**	51	13100	6.3	3.5
31.5	16.3	1920	2.15	1.25	**112**	57	17800	7.2	4

- Talířové pružiny dle DIN 2093 jsou převážně používány v kritických aplikacích, kde je bezpečnost prvořadá. Podobné aplikace lze najít např. v bezpečnostních kluzných spojkách, výztuhách závěsů a v aplikacích s konstantním valivým tlakem. Vzhledem ke správné kombinaci lze přesně určit uspořádání talířových pružin, pružnost a/nebo průhyb. Technické specifikace výše uvedených pružin splňují nejnáročnější požadavky ohledně statického a dynamického zatížení. Překračují požadavky DIN 2093.
- Skupina materiálů 1: t < 1,25 z oceli C75S.
- Skupina materiálů 2: 1,25 ≤ t ≤ 6,0 z oceli 51 Cr V4 (únavovým lomům lze do značné míry zabránit, jelikož tyto talířové pružiny mají opracované okraje).
- F = síla pružiny v N při průhybu s ≈ 0,75 h_o(h_o= L_o– t).
- Jmenovitá tloušťka. Výpočet talířových pružin, viz DIN 2092.

Příklad použití

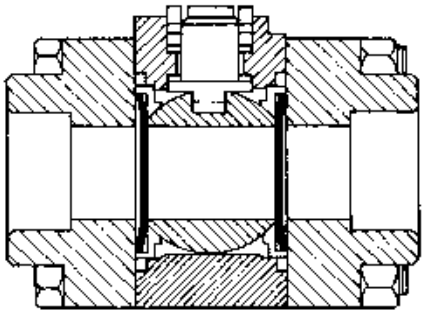

Kulový uzávěr

36302 **Talířová pružina pro kritické aplikace typ B (střední)** **L07C**

Materiál Pružinová ocel
Povrchová úprava Fosfátované

D_e x D_i x t	✉	Kód výrobku	D_e x D_i x t	✉	Kód výrobku	D_e x D_i x t	✉	Kód výrobku
8X4,2X0,3MM	100	36302.084.003	25X12,2X0,9MM	50	36302.262.009	56X28,5X2MM	10	36302.588.020
10X5,2X0,4MM	100	36302.105.004	28X14,2X1MM	50	36302.294.010	63X31X2,5MM	5	36302.661.025
12,5X6,2X0,5MM	100	36302.131.005	31,5X16,3X1,25MM	50	36302.331.012	71X36X2,5MM	5	36302.746.025
14X7,2X0,5MM	100	36302.147.005	35,5X18,3X1,25MM	25	36302.373.012	80X41X3MM	1	36302.841.030
16X8,2X0,6MM	100	36302.168.006	40X20,4X1,5MM	25	36302.420.015	90X46X3,5MM	1	36302.946.035
18X9,2X0,7MM	100	36302.189.007	45X22,4X1,75MM	10	36302.472.017	100X51X3,5MM	1	36302.960.035
20X10,2X0,8MM	50	36302.210.008	50X25,4X2MM	10	36302.525.020	112X57X4MM	1	36302.968.040
22,5X11,2X0,8MM	50	36302.236.008						

Talířová pružina pro kritické aplikace typ C (lehká)



DIN **2093 C**

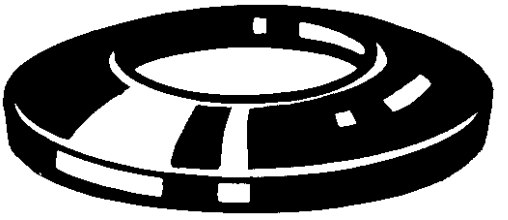

Technické údaje

D_e (h12)	D_i (H12)	F	Lo	t	D_e (h12)	D_i (H12)	F	Lo	t
8	4.2	39	0.45	0.2	**40**	20.4	1020	2.3	1
10	5.2	58	0.55	0.25	**45**	22.4	1890	2.85	1.25
12.5	6.2	152	0.8	0.35	**50**	25.4	1550	2.85	1.25
14	7.2	123	0.8	0.35	**56**	28.5	2620	3.45	1.5
16	8.2	155	0.9	0.4	**63**	31	4240	4.15	1.8
18	9.2	214	1.05	0.45	**71**	36	5140	4.6	2
20	10.2	254	1.15	0.5	**80**	41	6610	5.2	2.25
22.5	11.2	425	1.4	0.6	**90**	46	7680	5.7	2.5
25	12.2	601	1.6	0.7	**100**	51	8610	6.2	2.7
28	14.2	801	1.8	0.8	**112**	57	10500	6.9	3
31.5	16.3	687	1.85	0.8	**125**	64	15400	8	3.5
35.5	18.3	831	2.05	0.9					

- Talířové pružiny dle DIN 2093 jsou převážně používány v kritických aplikacích, kde je bezpečnost prvořadá. Podobné aplikace lze najít např. v bezpečnostních kluzných spojkách, výztuhách závěsů a v aplikacích s konstantním valivým tlakem. Vzhledem ke správné kombinaci lze přesně určit uspořádání talířových pružin, pružnost a/nebo průhyb. Technické specifikace výše uvedených pružin splňují nejnáročnější požadavky ohledně statického a dynamického zatížení. Překračují požadavky DIN 2093.
- Skupina materiálů 1: t < 1,25 z oceli C75S
- Skupina materiálů 2: 1,25 ≤ t ≤ 6,0 z oceli 51 Cr V4 (únavovým lomům lze do značné míry zabránit, jelikož tyto talířové pružiny mají opracované okraje).
- F = síla pružiny v N při průhybu s ≈ 0,75 h_o(h_o= L_o– t).
- Výpočet talířových pružin, viz DIN 2092.

Příklad použití



36303 **Talířová pružina pro kritické aplikace typ C (lehká)** **L07C**

Materiál Pružinová ocel
Povrchová úprava Fosfátované

D_e x D_i x t	✉	Kód výrobku	D_e x D_i x t	✉	Kód výrobku	D_e x D_i x t	✉	Kód výrobku
8X4,2X0,2MM	100	36303.084.002	25X12,2X0,7MM	50	36303.262.007	63X31X1,8MM	5	36303.661.018
10X5,2X0,25MM	100	36303.105.002	28X14,2X0,8MM	50	36303.294.008	71X36X2MM	5	36303.746.020
12,5X6,2X0,35MM	100	36303.131.003	31,5X16,3X0,8MM	50	36303.331.008	80X41X2,25MM	1	36303.841.022
14X7,2X0,35MM	100	36303.147.003	35,5X18,3X0,9MM	25	36303.373.009	90X46X2,5MM	1	36303.946.025
16X8,2X0,4MM	100	36303.168.004	40X20,4X1MM	25	36303.420.010	100X51X2,7MM	1	36303.960.027
18X9,2X0,45MM	100	36303.189.004	45X22,4X1,25MM	10	36303.472.012	112X57X3MM	1	36303.968.030
20X10,2X0,5MM	50	36303.210.005	50X25,4X1,25MM	10	36303.525.012	125X64X3,5MM	1	36303.970.035
22,5X11,2X0,6MM	50	36303.236.006	56X28,5X1,5MM	10	36303.588.015			

Talířová pružina



DIN **2093**
NF E25-104

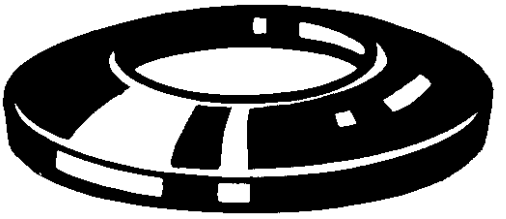

Technické údaje

D_e (h12)	D_i (H12)	F	Lo	t	Typ	D_e (h12)	D_i (H12)	F	Lo	t	Typ
6	3.2	119	0.45	0.3	-	18	6.2	139	1	0.4	-
8	3.2	26	0.4	0.2	-	18	6.2	245	1.1	0.5	-
8	3.2	104	0.55	0.3	-	18	6.2	400	1.2	0.6	-
8	3.2	185	0.6	0.4	-	18	6.2	552	1.25	0.7	-
8	3.2	357	0.7	0.5	-	18	6.2	725	1.3	0.8	-
8	4.2	39	0.45	0.2	C	18	8.2	265	1.1	0.5	-
8	4.2	118	0.55	0.3	B	18	8.2	596	1.25	0.7	-
8	4.2	209	0.6	0.4	A	18	8.2	782	1.3	0.8	-
10	3.2	98	0.65	0.3	-	18	8.2	1501	1.5	1	-
10	3.2	179	0.7	0.4	-	18	9.2	214	1.05	0.45	C
10	3.2	278	0.75	0.5	-	18	9.2	566	1.2	0.7	B
10	4.2	189	0.7	0.4	-	18	9.2	1253	1.4	1	A
10	4.2	294	0.75	0.5	-	20	8.2	412	1.3	0.6	-
10	5.2	58	0.55	0.25	C	20	8.2	568	1.35	0.7	-
10	5.2	209	0.7	0.4	B	20	8.2	751	1.4	0.8	-
10	5.2	325	0.75	0.5	A	20	8.2	953	1.45	0.9	-
12	4.2	178	0.8	0.4	-	20	8.2	1294	1.55	1	-
12	4.2	284	0.85	0.5	-	20	10.2	254	1.15	0.5	C
12	5.2	349	0.9	0.5	-	20	10.2	748	1.35	0.8	B
12	5.2	506	0.95	0.6	-	20	10.2	1049	1.45	0.9	-
12	6.2	326	0.85	0.5	-	20	10.2	1424	1.55	1	-
12	6.2	551	0.95	0.6	-	20	10.2	1520	1.55	1.1	A
12.5	5.2	272	0.85	0.5	-	20	10.2	2475	1.75	1.25	-
12.5	6.2	151	0.8	0.35	C	20	10.2	4255	2	1.5	-
12.5	6.2	293	0.85	0.5	B	22.5	11.2	425	1.4	0.6	C
12.5	6.2	659	1	0.7	A	22.5	11.2	707	1.45	0.8	B
14	7.2	123	0.8	0.35	C	22.5	11.2	1928	1.75	1.25	A
14	7.2	279	0.9	0.5	B	23	8.2	543	1.5	0.7	-
14	7.2	796	1.1	0.8	A	23	8.2	718	1.55	0.8	-
15	5.2	278	1	0.5	-	23	8.2	918	1.6	0.9	-
15	5.2	407	1.05	0.6	-	23	8.2	1239	1.7	1	-
15	5.2	555	1.1	0.7	-	23	10.2	1057	1.65	0.9	-
15	6.2	289	1	0.5	-	23	10.2	1315	1.7	1	-
15	6.2	423	1.05	0.6	-	23	12.2	2330	1.85	1.25	-
15	6.2	577	1.1	0.7	-	23	12.2	3295	2	1.5	-
15	8.2	665	1.1	0.7	-	25	12.2	569	1.6	0.7	C
15	8.2	982	1.2	0.8	-	25	12.2	862	1.6	0.9	B
16	8.2	154	0.9	0.4	C	25	12.2	1358	1.8	1	-
16	8.2	410	1.05	0.6	B	25	12.2	2213	1.95	1.25	-
16	8.2	1012	1.25	0.9	A	25	12.2	2924	2.05	1.5	A

Technické údaje

D_e (h12)	D_i (H12)	F	Lo	t	Typ
28	10.2	661	1.75	0.8	-
28	10.2	1129	1.9	1	-
28	10.2	1852	2.05	1.25	-
28	10.2	2721	2.2	1.5	-
28	12.2	1267	1.95	1	-
28	12.2	2081	2.1	1.25	-
28	12.2	3075	2.25	1.5	-
28	14.2	801	1.8	0.8	C
28	14.2	1107	1.8	1	B
28	14.2	2238	2.1	1.25	-
28	14.2	2839	2.15	1.5	A
31.5	12.2	1170	2.1	1	-
31.5	12.2	1805	2.2	1.25	-
31.5	12.2	2690	2.35	1.5	-
31.5	16.3	687	1.85	0.8	C
31.5	16.3	1912	2.15	1.25	B
31.5	16.3	3228	2.4	1.5	-
31.5	16.3	3859	2.45	1.75	A
31.5	16.3	6170	2.75	2	-
34	12.2	1172	2.25	1	-
34	12.2	1814	2.35	1.25	-
34	12.2	2719	2.5	1.5	-
34	14.2	1988	2.4	1.25	-
34	14.2	2982	2.55	1.5	-
34	16.3	3153	2.55	1.5	-
34	16.3	5779	2.85	2	-
35.5	18.3	832	2.05	0.9	C
35.5	18.3	1698	2.5	1.25	B
35.5	18.3	5184	2.8	2	A
40	14.2	1779	2.65	1.25	-
40	14.3	2544	2.75	1.5	-
40	14.2	4766	3.05	2	-
40	16.3	2748	2.8	1.5	-
40	16.3	5166	3.1	2	-
40	20.4	1016	2.3	1	C
40	20.4	2620	2.65	1.5	B
40	20.4	5698	3.1	2	-
40	20.4	6497	3.15	2.25	A
40	20.4	9384	3.45	2.5	-
45	22.4	1890	2.85	1.25	C
45	22.4	3644	3.05	1.75	B
45	22.4	7712	3.5	2.5	A
50	18.4	4564	3.5	2	-
50	20.4	4685	3.5	2	-
50	22.4	5219	3.6	2	-

Technické údaje

D_e (h12)	D_i (H12)	F	Lo	t	Typ
50	22.4	8505	3.9	2.5	-
50	25.4	1549	2.85	1.25	C
50	25.4	4760	3.4	2	B
50	25.4	9058	3.9	2.5	-
50	25.4	11970	4.1	3	A
56	28.5	2621	3.45	1.5	C
56	28.5	4436	3.6	2	B
56	28.5	11382	4.3	3	A
60	20.4	7293	4.3	2.5	-
60	20.4	11569	4.7	3	-
60	25.4	8159	4.4	2.5	-
60	25.4	11762	4.65	3	-
60	30.5	9430	4.5	2.5	-
60	30.5	13219	4.7	3	-
60	30.5	18143	5	3.5	-
63	31	4236	4.15	1.8	C
63	31	7185	4.25	2.5	B
63	31	15017	4.9	3.5	A
70	25.5	4435	4.5	2	-
70	30.5	11420	5.1	3	-
70	35.5	12281	5.1	3	-
70	35.5	23923	5.8	4	-
70	40.5	23338	5.6	4	-
70	40.5	33653	6.2	5	-
71	36	5141	4.6	2	C
71	36	6722	4.5	2.5	B
71	36	20524	5.6	4	A
80	31	10346	5.5	3	-
80	36	11912	5.7	3	-
80	36	21388	6.2	4	-
80	41	6609	5.2	2.25	C
80	41	10512	5.3	3	B
80	41	22861	6.2	4	-
80	41	33541	6.7	5	A
90	46	7680	5.7	2.5	C
90	46	14153	6	3.5	B
90	46	31337	7	5	A
100	41	20240	7.2	4	-
100	51	8604	6.2	2.7	C
100	51	13063	6.3	3.5	B
100	51	36319	7.8	5	-
100	51	47995	8.2	6	A
112	57	17743	7.2	4	B
112	57	43683	8.5	6	A

- Výše uvedené talířové pružiny dle ≈ DIN 2093 jsou určeny k všeobecnému použití. Pro kritičtější aplikace je doporučeno zvolit talířové pružiny skupin 36300, 36302, 36303 a 36450.
- Skupina 1: t < 1,25 z oceli C67S
- Skupina 2: 1,25 ≤ t ≤ 6,0 z oceli 51 Cr V4 (okraje těchto pružin nejsou opracovány).
- F = sla pružiny v N při průhybu s ≈ 0,75 h_o(h_o = L_o - t).
- Typ A: provedení "těžké" (D_e/t ≈ 18).
- Typ B: provedení "střední" (D_e/t ≈ 28).
- Typ C: provedení "lehké" (D_e/t ≈ 40).
- Není-li typ uveden, není příslušný rozměr normalizován dle DIN.
- Výpočet talířových pružin, viz DIN 2092.

36307 Talířová pružina **L07C**

Materiál Pružinová ocel
Povrchová úprava Fosfátované

D_e x D_i x t	✉	Kód výrobku	D_e x D_i x t	✉	Kód výrobku	D_e x D_i x t	✉	Kód výrobku
6x3,2x0,3MM	100	36307.063.003	8x4,2x0,4MM	100	36307.084.004	10x5,2x0,5MM	100	36307.105.005
8x3,2x0,2MM	100	36307.083.002	10x3,2x0,4MM	100	36307.103.004	12x4,2x0,4MM	100	36307.124.004
8x3,2x0,3MM	100	36307.083.003	10x3,2x0,5MM	100	36307.103.005	12x4,2x0,5MM	100	36307.124.005
8x3,2x0,4MM	100	36307.083.004	10x4,2x0,4MM	100	36307.104.004	12x5,2x0,5MM	100	36307.125.005
8x3,2x0,5MM	100	36307.083.005	10x4,2x0,5MM	100	36307.104.005	12x5,2x0,6MM	100	36307.125.006
8x4,2x0,2MM	100	36307.084.002	10x5,2x0,25MM	100	36307.105.002	12x6,2x0,5MM	100	36307.126.005
8x4,2x0,3MM	100	36307.084.003	10x5,2x0,4MM	100	36307.105.004	12x6,2x0,6MM	100	36307.126.006

36307 Talířová pružina

D_e x D_i x t	✉	Kód výrobku
12,5X5,2X0,5	100	36307.130.005
12,5x6,2x0,35MM	100	36307.131.003
12,5x6,2x0,5MM	100	36307.131.005
12,5x6,2x0,7MM	100	36307.131.007
14X7,2x0,35MM	100	36307.147.003
14x7,2x0,5MM	100	36307.147.005
14x7,2x0,8MM	100	36307.147.008
15x5,2x0,5MM	100	36307.155.005
15x5,2x0,6MM	100	36307.155.006
15x5,2x0,7MM	100	36307.155.007
15x6,2x0,5MM	100	36307.156.005
15x6,2x0,6MM	100	36307.156.006
15x6,2x0,7MM	100	36307.156.007
15x8,2x0,7MM	100	36307.158.007
15x8,2x0,8MM	100	36307.158.008
16x8,2x0,4MM	100	36307.168.004
16x8,2x0,6MM	100	36307.168.006
16x8,2x0,9MM	100	36307.168.009
18x6,2x0,4MM	100	36307.186.004
18x6,2x0,5MM	100	36307.186.005
18x6,2x0,6MM	100	36307.186.006
18x6,2x0,7MM	100	36307.186.007
18x6,2x0,8MM	100	36307.186.008
18x8,2x0,5MM	100	36307.188.005
18x8,2x0,7MM	100	36307.188.007
18x8,2x0,8MM	100	36307.188.008
18x8,2x1MM	100	36307.188.010
18x9,2x0,45MM	100	36307.189.004
18x9,2x0,7MM	100	36307.189.007
18x9,2x1MM	100	36307.189.010
20x8,2x0,6MM	50	36307.208.006
20x8,2x0,7MM	50	36307.208.007
20x8,2x0,8MM	50	36307.208.008
20x8,2x0,9MM	50	36307.208.009
20x8,2x1MM	50	36307.208.010
20x10,2x0,5MM	50	36307.210.005
20x10,2x0,8MM	50	36307.210.008
20x10,2x0,9MM	50	36307.210.009
20x10,2x1MM	50	36307.210.010
20x10,2x1,1MM	50	36307.210.011
20x10,2x1,25MM	50	36307.210.012
20x10,2x1,5MM	50	36307.210.015
22,5x11,2x0,6MM	50	36307.236.006
22,5x11,2x0,8MM	50	36307.236.008
22,5x11,2x1,25MM	50	36307.236.012
23x8,2x0,7MM	50	36307.238.007
23x8,2x0,8MM	50	36307.238.008
23x8,2x0,9MM	50	36307.238.009
23x8,2x1MM	50	36307.238.010

D_e x D_i x t	✉	Kód výrobku
23x10,2x0,9MM	50	36307.240.009
23x10,2x1MM	50	36307.240.010
23x12,2x1,25MM	50	36307.242.012
23x12,2x1,5MM	50	36307.242.015
25x12,2x0,7MM	50	36307.262.007
25x12,2x0,9MM	50	36307.262.009
25x12,2x1,25MM	50	36307.262.012
25x12,2x1,5MM	50	36307.262.015
28x10,2x0,8MM	50	36307.290.008
28x10,2x1MM	50	36307.290.010
28x10,2x1,25MM	50	36307.290.012
28x10,2x1,5MM	50	36307.290.015
28x12,2x1MM	50	36307.292.010
28x12,2x1,25MM	50	36307.292.012
28x12,2x1,5MM	50	36307.292.015
28x14,2x0,8MM	50	36307.294.008
28x14,2x1MM	50	36307.294.010
28x14,2x1,25MM	50	36307.294.012
28x14,2x1,5MM	50	36307.294.015
31,5x12,2x1MM	50	36307.327.010
31,5x12,2x1,25MM	50	36307.327.012
31,5x12,2x1,5MM	50	36307.327.015
31,5x16,3x0,8MM	50	36307.331.008
31,5x16,3x1,25MM	50	36307.331.012
31,5x16,3x1,5MM	50	36307.331.015
31,5x16,3x1,75MM	50	36307.331.017
31,5x16,3x2MM	50	36307.331.020
34x12,2x1MM	25	36307.352.010
34x12,2x1,25MM	25	36307.352.012
34x12,2x1,5MM	25	36307.352.015
34X1x,2x1,25MM	25	36307.354.012
34x14,2x1,5MM	25	36307.354.015
34x16,3x1,5MM	25	36307.356.015
34x16,3x2MM	25	36307.356.020
35,5x18,3x0,9M	25	36307.373.009
35,5x18,3x1,25MM	25	36307.373.012
35,5x18,3x2MM	25	36307.373.020
40x14,2x1,25MM	25	36307.414.012
40x14,3x1,5MM	25	36307.414.015
40x14,3x2MM	25	36307.414.020
40x16,3x1,5MM	25	36307.416.015
40x16,3x2MM	25	36307.416.020
40x20,4x1MM	25	36307.420.010
40x20,4x1,5MM	25	36307.420.015
40x20,4x2MM	25	36307.420.020
40x20,4x2,25MM	25	36307.420.022
40x20,4x2,5MM	25	36307.420.025
45x22,4x1,25MM	10	36307.472.012
45x22,4x1,75MM	10	36307.472.017

D_e x D_i x t	✉	Kód výrobku
45x22,4x2,5MM	10	36307.472.025
50x18,4x2MM	10	36307.518.020
50x20,4x2MM	10	36307.520.020
50x22,4x2MM	10	36307.522.020
50x22,4x2,5MM	10	36307.522.025
50x25,4x1,25MM	10	36307.525.012
50x25,4x2MM	10	36307.525.020
50x25,4x2,5MM	10	36307.525.025
50x25,4x3MM	10	36307.525.030
56x28,5x1,5MM	10	36307.588.015
56x28,5x2MM	10	36307.588.020
56x28,5x3MM	10	36307.588.030
60X20,5X2,5	5	36307.620.025
60x25,4x2,5MM	5	36307.625.025
60x25,4x3MM	5	36307.625.030
60x30,5x2,5MM	5	36307.630.025
60x30,5x3MM	5	36307.630.030
60x30,5x3,5MM	5	36307.630.035
63x31x1,8MM	5	36307.661.018
63x31x2,5MM	5	36307.661.025
63x31x3,5MM	5	36307.661.035
70x25,5x2MM	5	36307.725.020
70x30,5x3MM	5	36307.730.030
70x35,5x3MM	5	36307.735.030
70x35,5x4MM	5	36307.735.040
70x40,5x4MM	5	36307.740.040
70x40,5x5MM	5	36307.740.050
71x36x2MM	5	36307.746.020
71x36x2,5MM	5	36307.746.025
71x36x4MM	5	36307.746.040
80x31x3MM	1	36307.831.030
80x36x3MM	1	36307.836.030
80x36x4MM	1	36307.836.040
80x41x2,25MM	1	36307.841.022
80x41x3MM	1	36307.841.030
80x41x4MM	1	36307.841.040
80x41x5MM	1	36307.841.050
90x46x2,5MM	1	36307.946.025
90x46x3,5MM	1	36307.946.035
90x46x5MM	1	36307.946.050
100x41x4MM	1	36307.960.004
100x51x2,7MM	1	36307.960.027
100x51x3,5MM	1	36307.960.035
100x51x5MM	1	36307.960.050
100x51x6MM	1	36307.960.060
112x57x4MM	1	36307.968.040
112x57x6MM	1	36307.968.060

Talířová pružina typ A (těžká)



DIN **≈2093 A/C**

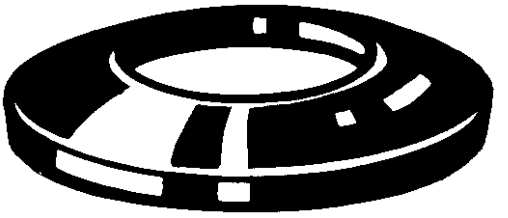

Technické údaje

D_e (h12)	D_i (H12)	F	Lo	t
8	4.2	192	0.6	0.4
10	5.2	298	0.75	0.5
12	5.2	350	0.9	0.5
12-1	6.2	547	0.95	0.6
12.5	6.2	499	0.95	0.7
14	7.2	730	1.1	0.8
15	8.2	-	1.25	0.8
16	8.2	928	1.25	0.9
18	9.2	1149	1.4	1
20	10.2	1394	1.55	1.1
22.5	11.2	1402	1.75	1.25
25	12.2	1931	1.9	1.5

D_e (h12)	D_i (H12)	F	Lo	t
28	14.2	2004	2.15	1.5
31.5	16.3	2745	2.3	1.75
35.5	18.3	4200	2.65	2
40	20.4	932	2.3	1
40	20.4	4630	2.95	2.25
45	22.4	5719	3.3	2.5
50	25.4	9212	3.85	3
56	28.5	9134	4.05	3
71	36	16626	5.6	4
80	41	25845	6.7	5
100	51	37336	8.2	6

- Talířové pružiny dle DIN 2093 A jsou převážně používány v kritických aplikacích, kde je bezpečnost prvořadá. Podobné aplikace lze najít např. v bezpečnostních kluzných spojkách, výztuhách závěsů a v aplikacích s konstantním valivým tlakem. Vzhledem ke správné kombinaci lze přesně určit uspořádání talířových pružin, pružnost a/nebo průhyb. Technické specifikace výše uvedených pružin splňují nejnáročnější požadavky ohledně statického a dynamického zatížení. Tepelným zpracováním získají talířové pružiny měděno-bronzové zabarvení.
- De (h12) 8-10-12,5-14-16-18-20-22,5-25-28-31,5-40 X 12 CrNi 17 7 (č. materiálu 1.4310).
- D_e(h12) 35,5-50-56-71 X 35 CrMo 17 (č. materiálu 1.4122).
- D_e(h12) 45 X 7 CrNiAl 17 7 (č. materiálu 1.4568).
- D_e(h12) 80-100 X 22 CrMoV 12 1 (č. materiálu 1.4923).
- F = síla pružiny v N při průhybu s ≈ 0,75 h_o(h_o = L_o – t).
- D_e(h12)=40, t=1 POZOR: Dle ≈ DIN 2993 C je normalizované “lehké” provedení.
- Výpočet talířových pružin, viz DIN 2092.

Příklad použití

7

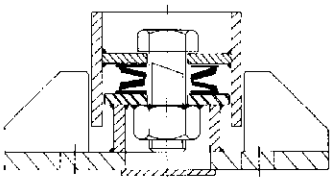

Tlumiče

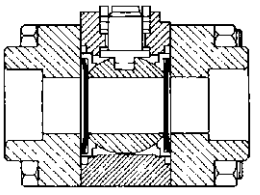

Kulový uzávěr

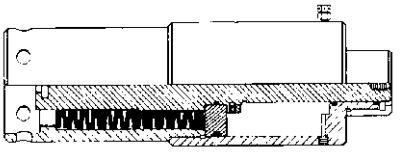

Vypínač

51448 **Talířová pružina typ A (těžká)** **R09A**

Materiál Nerezocel

D_e x D_i x t	✉	Kód výrobku	D_e x D_i x t	✉	Kód výrobku	D_e x D_i x t	✉	Kód výrobku
8X3,2X0,5MM*	200	51448.083.005	16X8,2X0,6MM*	100	51448.168.006	28X14,2X1,0MM*	50	51448.294.010
8X4,2X0,3MM*	200	51448.084.003	16X8,2X0,9MM	50	51448.168.009	28X14,2X1,5MM	25	51448.294.015
8X4,2X0,4MM	50	51448.084.004	18X6,2X0,4MM*	100	51448.186.004	31,5X16,3X1,25MM*	50	51448.331.012
10X5,2X0,4MM*	200	51448.105.004	18X9,2X0,7MM*	100	51448.189.007	31,5X16,3X1,75MM	25	51448.331.017
10X5,2X0,5MM	50	51448.105.005	18X9,2X1,0MM	50	51448.189.010	35,5X18,3X1,25MM*	50	51448.373.012
12X4,2X0,4MM*	200	51448.124.004	20X8,2X0,5MM*	100	51448.208.005	35,5X18,3X2,0MM	10	51448.373.020
12X4,2X0,5MM*	200	51448.124.005	20X10,2X0,6MM*	100	51448.210.006	40X20,4X1,0MM	10	51448.420.010
12X5,2X0,5MM	50	51448.125.005	20X10,2X0,8MM*	100	51448.210.008	40X20,4X1,5MM*	25	51448.420.015
12X6,2X0,5MM*	200	51448.126.005	20X10,2X0,9MM*	100	51448.210.009	40X20,4X2,0MM*	25	51448.420.020
12,5X6,2X0,5MM*	200	51448.131.005	20X10,2X1,0MM*	100	51448.210.010	40X20,4X2,25MM	10	51448.420.022
12,5X6,2X0,7MM	50	51448.131.007	20X10,2X1,1MM	25	51448.210.011	45X22,4X2,5MM	5	51448.472.025
14X7,2X0,8MM	50	51448.147.008	22,5X11,2X1,25MM	25	51448.236.012	50X25,4X3,0MM	5	51448.520.030
15X8,2X0,8MM*	100	51448.158.008	25X12,2X0,9MM*	50	51448.262.009	56X28,5X3,0MM	5	51448.588.030
16X8,2X0,4MM*	100	51448.168.004	25X12,2X1,5MM	25	51448.262.015	71X36,0X4,0MM	1	51448.746.040

Kuželová pružná podložka pro šroubové spoje

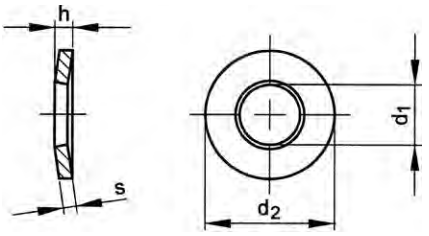

DIN 6796

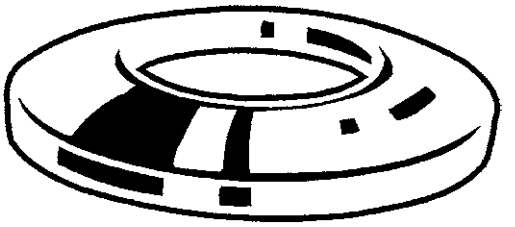

Technické údaje

Pro nom. velikost	d_1 (H14)	d_2 (h14)	h (max.)	s
M3	3.2	7	0.85	0.6
M4	4.3	9	1.3	1
M5	5.3	11	1.55	1.2
M6	6.4	14	2	1.5
M8	8.4	18	2.6	2
M10	10.5	23	3.2	2.5
M12	13	29	3.95	3
M14	15	35	4.65	3.5
M16	17	39	5.25	4
M18	19	42	5.8	4.5
M20	21	45	6.4	5
M22	23	49	7.05	5.5
M24	25	56	7.75	6
M30	31	70	9.2	7

- Kuželové pružné podložky dle DIN 6796 by měly být používány v kombinaci se spojovacím materiálem pevnostní třídy 8.8 a 10.9, aplikace při dynamickém zatížení není dovolena.
- Zajištění při dynamickém zatížení viz pojistné vroubkované podložky a NORD-LOCK antivibrační podložky.

Skupiny produktů

Materiál	Povrchová úprava	Kód	Strana
Pružinová ocel DIN267-26		36270	7-89
Pružinová ocel DIN267-26	Mech.zn.žl.	36273	7-89
NO A2		51447	7-90
NO A4		55447	7-90

36270 Kuželová pružná podložka pro šroubové spoje L07C

Materiál Pružinová ocel DIN267-26

RoHS

Pro nom. velikost	✉	Kód výrobku	Pro nom. velikost	✉	Kód výrobku	Pro nom. velikost	✉	Kód výrobku
M4	100	36270.040.001	M10	100	36270.100.001	M20	50	36270.200.001
M5	100	36270.050.001	M12	100	36270.120.001	M22	25	36270.220.001
M6	100	36270.060.001	M14	50	36270.140.001	M24	25	36270.240.001
M8	100	36270.080.001	M16	50	36270.160.001			

- UPOZORNĚNÍ: Elektrolytické pokovení těchto produktů může způsobit vodíkovou křehkost.

36273 Kuželová pružná podložka pro šroubové spoje L07C

Materiál Pružinová ocel DIN267-26
Povrchová úprava Mechanicky pozinkované žlutě pasivované

Pro nom. velikost	✉	Kód výrobku	Pro nom. velikost	✉	Kód výrobku	Pro nom. velikost	✉	Kód výrobku
M3	100	36273.030.001	M8	100	36273.080.001	M16	50	36273.160.001
M4	100	36273.040.001	M10	100	36273.100.001	M20	50	36273.200.001
M5	100	36273.050.001	M12	100	36273.120.001	M24	25	36273.240.001
M6	100	36273.060.001	M14	50	36273.140.001			

51447 Kuželová pružná podložka pro šroubové spoje R05A

Materiál Nerezocel A2

Pro nom. velikost	✉	Kód výrobku	Pro nom. velikost	✉	Kód výrobku	Pro nom. velikost	✉	Kód výrobku
M3*	500	51447.030.001	M10	200	51447.100.001	M18*	100	51447.180.001
M4	500	51447.040.001	M12	200	51447.120.001	M20*	100	51447.200.001
M5	500	51447.050.001	M14*	100	51447.140.001	M22*	50	51447.220.001
M6*	500	51447.060.001	M16*	100	51447.160.001	M24*	50	51447.240.001
M8	200	51447.080.001						

55447 Kuželová pružná podložka pro šroubové spoje R45A

Materiál Nerezocel A4

Pro nom. velikost	✉	Kód výrobku	Pro nom. velikost	✉	Kód výrobku	Pro nom. velikost	✉	Kód výrobku
M3*	500	55447.030.001	M10*	200	55447.100.001	M18*	100	55447.180.001
M4*	500	55447.040.001	M12*	200	55447.120.001	M20*	100	55447.200.001
M5*	500	55447.050.001	M14*	100	55447.140.001	M22*	50	55447.220.001
M6	500	55447.060.001	M16*	100	55447.160.001	M24*	50	55447.240.001

Talířová pružina pro kritické aplikace



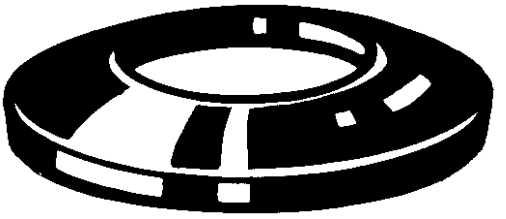

7

Technické údaje

D_e (h12)	D_i (H12)	F	Lo	t	D_e (h12)	D_i (H12)	F	Lo	t
8	3.2	104	0.55	0.3	18	8.2	265	1.1	0.5
8	3.2	186	0.6	0.4	18	8.2	596	1.25	0.7
8	3.2	357	0.7	0.5	18	8.2	783	1.3	0.8
10	3.2	98	0.65	0.3	18	8.2	1181	1.4	1
10	3.2	179	0.7	0.4	20	8.2	412	1.3	0.6
10	3.2	279	0.75	0.5	20	8.2	569	1.35	0.7
10	4.2	189	0.7	0.4	20	8.2	751	1.4	0.8
10	4.2	294	0.75	0.5	20	8.2	954	1.45	0.9
12	4.2	178	0.8	0.4	20	8.2	1294	1.55	1
12	4.2	284	0.85	0.5	20	10.2	1050	1.45	0.9
12	5.2	350	0.9	0.5	20	10.2	1425	1.55	1
12	5.2	506	0.95	0.6	20	10.2	2477	1.75	1.25
12	6.2	326	0.85	0.5	20	10.2	2521	1.8	1.5
12	6.2	552	0.95	0.6	23	8.2	544	1.5	0.7
12	5.2	272	0.85	0.5	23	8.2	719	1.55	0.8
15	5.2	176	0.95	0.4	23	8.2	919	1.6	0.9
15	5.2	278	1	0.5	23	10.2	1058	1.65	0.9
15	5.2	407	1.05	0.6	23	10.2	1315	1.7	1
15	5.2	555	1.1	0.7	23	12.2	2331	1.85	1.25
15	6.2	289	1	0.5	23	12.2	3297	2	1.5
15	6.2	424	1.05	0.6	25	12.2	2214	1.95	1.25
15	6.2	578	1.1	0.7	28	10.2	662	1.75	0.8
15	8.2	666	1.1	0.7	28	10.2	1130	1.9	1
15	8.2	982	1.2	0.8	28	10.2	1853	2.05	1.25
18	6.2	139	1	0.4	28	10.2	2723	2.2	1.5
18	6.2	245	1.1	0.5	28	12.2	3077	2.25	1.5
18	6.2	400	1.2	0.6	28	14.2	2240	2.1	1.25
18	6.2	553	1.25	0.7	31.5	12.2	1170	2.1	1
18	6.2	726	1.3	0.8	31.5	12.2	1800	2.2	1.25

Technické údaje				
D_e (h12)	D_i (H12)	F	Lo	t
31.5	12.2	2697	2.35	1.5
31.5	16.3	3230	2.4	1.5
31.5	16.3	6173	2.75	2
34	12.2	1172	2.25	1
34	12.2	1815	2.35	1.25
34	12.2	2721	2.5	1.5
34	14.2	1989	2.4	1.25
34	14.2	2984	2.55	1.5
34	16.3	5783	2.85	2
40	14.2	1778	2.65	1.25
40	14.2	2542	2.75	1.5
40	14.2	4763	3.05	2
40	16.3	2749	2.8	1.5
40	16.3	5169	3.1	2
40	18.3	5956	3.15	2
40	20.4	5701	3.1	2
40	20.4	9390	3.45	2.5
50	18.4	2603	3.5	1.5
50	18.3	4567	3.5	2
50	20.4	4687	3.5	2
50	22.4	5222	3.6	2
50	22.4	7919	3.85	2.5
50	25.4	2512	3.1	1.5
50	25.4	9063	3.9	2.5

Technické údaje				
D_e (h12)	D_i (H12)	F	Lo	t
60	20.4	7297	4.3	2.5
60	25.4	8164	4.4	2.5
60	25.4	11768	4.65	3
60	30.5	9430	4.5	2.5
60	30.5	13226	4.7	3
60	30.5	18153	5	3.5
70	25.5	4437	4.5	2
70	30.5	11426	5.1	3
70	35.5	12287	5.1	3
70	40.5	23351	5.6	4
70	40.5	33672	6.2	5
80	31	10352	5.5	3
80	36	11919	5.7	3
80	36	21400	6.2	4
80	41	22874	6.2	4
100	41	20251	7.2	4
100	51	36339	7.8	5
125	51	44307	9.4	6
125	61	50722	9.6	6
150	61	45456	10.8	6
150	81	89532	11.7	8
200	92	137688	15.6	10
200	112	195830	16.2	12
250	127	383017	21.8	16

- Talířové pružiny dle DIN 2093 jsou převážně používány v kritických aplikacích, kde je bezpečnost prvořadá. Podobné aplikace lze najít např. v bezpečnostních kluzných spojkách, výztuhách závěsů a v aplikacích s konstantním valivým tlakem. Vzhledem ke správné kombinaci lze přesně určit uspořádání talířových pružin, pružnost a/nebo průhyb. Technické specifikace výše uvedených pružin splňují nejnáročnější požadavky ohledně statického a dynamického zatížení. Překračují požadavky DIN 2093.
- Skupina materiálů 1: t < 1,25 z oceli Ck 67.
- Skupina materiálů 2: 1,25 ≤ t ≤ 6,0 z oceli 50 Cr V4.
- Skupina materiálů 3: 6,0 > t ≤ 14,0 z oceli 50 Cr V4.
- Únavovým lomům lze do značné míry zabránit, jelikož talířové pružiny skupin 2 a 3 mají opracované okraje.
- F = síla pružiny v N při průhybu s ≈ 0,75 h_o(h_o= L_o– t).
- Výpočet talířových pružin, viz DIN 2092.
- Technické údaje jsou k dispozici na vyžádání.

36450 **Talířová pružina pro kritické aplikace** **L07C**

Materiál Ocel Ck 67 Werkstoffnr. 1.1231
Povrchová úprava Fosfátované

D_e x D_i x t	✉	Kód výrobku	D_e x D_i x t	✉	Kód výrobku	D_e x D_i x t	✉	Kód výrobku
8X3,2X0,3MM	100	36450.083.003	18X8,2X1,0MM	100	36450.188.010	34X12,2X1,5MM	25	36450.352.015
8X3,2X0,4MM	100	36450.083.004	20X8,2X0,6MM	50	36450.208.006	34X14,2X1,25MM	25	36450.354.012
8X3,2X0,5MM	100	36450.083.005	20X8,2X0,7MM	50	36450.208.007	34X14,2X1,5MM	25	36450.354.015
10X3,2X0,3MM	100	36450.103.003	20X8,2X0,8MM	50	36450.208.008	34X16,3X2,0MM	25	36450.356.020
10X3,2X0,4MM	100	36450.103.004	20X8,2X0,9MM	50	36450.208.009	40X14,2X1,25MM	25	36450.414.012
10X3,2X0,5MM	100	36450.103.005	20X8,2X1,0MM	50	36450.208.010	40X14,2X1,5MM	25	36450.414.015
10X4,2X0,4MM	100	36450.104.004	20X10,2X0,9MM	50	36450.210.009	40x14,2x2,0MM	25	36450.414.020
10X4,2X0,5MM	100	36450.104.005	20X10,2X1,0MM	50	36450.210.010	40X16,3X1,5MM	25	36450.416.015
12X4,2X0,4MM	100	36450.124.004	20X10,2X1,25MM	50	36450.210.012	40X16,3X2,0MM	25	36450.416.020
12X4,2X0,5MM	100	36450.124.005	20X10,2X1,5MM	50	36450.210.015	40X18,3X2,0MM	25	36450.418.020
12X5,2X0,5MM	100	36450.125.005	23X8,2X0,7MM	50	36450.238.007	40X20,4X2,0MM	25	36450.420.020
12X5,2X0,6MM	100	36450.125.006	23x8,2x0,8MM	50	36450.238.008	40X20,4X2,5MM	25	36450.420.025
12X6,2X0,5MM	100	36450.126.005	23X8,2X0,9MM	50	36450.238.009	50X18,4X1,5MM	25	36450.518.015
12X6,2X0,6MM	100	36450.126.006	23X10,2X0,9MM	50	36450.240.009	50X18,3X2,0MM	10	36450.518.020
15X5,2X0,4MM	100	36450.155.004	23X10,2X1,0MM	50	36450.240.010	50X20,4X2,0MM	10	36450.520.020
15X5,2X0,5MM	100	36450.155.005	23X12,2X1,25MM	50	36450.242.012	50X22,4X2,0MM	10	36450.522.020
15X5,2X0,6MM	100	36450.155.006	23X12,2X1,5MM	50	36450.242.015	50X22,4X2,5MM	10	36450.522.025
15X5,2X0,7MM	100	36450.155.007	25X12,2X1,25MM	50	36450.262.012	50X25,4X1,5MM	10	36450.525.015
15X6,2X0,5MM	100	36450.156.005	28X10,2X0,8MM	50	36450.290.008	50X25,4X2,5MM	10	36450.525.025
15X6,2X0,6MM	100	36450.156.006	28X10,2X1,0MM	50	36450.290.010	60X20,4X2,5MM	5	36450.620.025
15X6,2X0,7MM	100	36450.156.007	28X10,2X1,25MM	50	36450.290.012	60X25,4X2,5MM	5	36450.625.025
15X8,2X0,7MM	100	36450.158.007	28X10,2X1,5MM	50	36450.290.015	60X25,4X3,0MM	5	36450.625.030
15X8,2X0,8MM	100	36450.158.008	28X12,2X1,5MM	50	36450.292.015	60X30,5X2,5MM	5	36450.630.025
18X6,2X0,4MM	100	36450.186.004	28X14,2X1,25MM	50	36450.294.012	60X30,5X3,0MM	5	36450.630.030
18X6,2X0,5MM	100	36450.186.005	31,5X12,2X1,0MM	50	36450.327.010	60X30,5X3,5MM	5	36450.630.035
18X6,2X0,6MM	100	36450.186.006	31,5X12,2X1,25MM	50	36450.327.012	70X25,5X2,0MM	5	36450.725.020
18X6,2X0,7MM	100	36450.186.007	31,5X12,2X1,5MM	50	36450.327.015	70X30,5X3,0MM	5	36450.730.030
18X6,2X0,8MM	100	36450.186.008	31,5X16,3X1,5MM	50	36450.331.015	70X35,5X3,0MM	5	36450.735.030
18X8,2X0,5MM	100	36450.188.005	31,5X16,3X2,0MM	50	36450.331.020	70X40,5X4,0MM	5	36450.740.040
18X8,2X0,7MM	100	36450.188.007	34X12,2X1,0MM	25	36450.352.010	70X40,5X5,0MM	5	36450.740.050
18X8,2X0,8MM	100	36450.188.008	34X12,2X1,25MM	25	36450.352.012	80X31,0X3,0MM	1	36450.831.030

36450 **Talířová pružina pro kritické aplikace** ←

D_e x D_i x t	✉	Kód výrobku	D_e x D_i x t	✉	Kód výrobku	D_e x D_i x t	✉	Kód výrobku
80X36,0X3,0MM	1	36450.836.030	100X51,0X5,0MM	1	36450.982.050	150X81,0X8,0MM	1	36450.992.080
80x36,0x4,0MM	1	36450.836.040	125X51,0X6,0MM	1	36450.987.060	200X92,0X10,0MM	1	36450.997.100
80X41,0X4,0MM	1	36450.841.040	125X61,0X6,0MM	1	36450.987.065	200X112,0X12,0MM	1	36450.997.120
100X41,0X4,0MM	1	36450.960.040	150X61,0X6,0MM	1	36450.992.060	250X127,0X16,0MM	1	36450.999.160

Talířová pružina pro kuličková ložiska



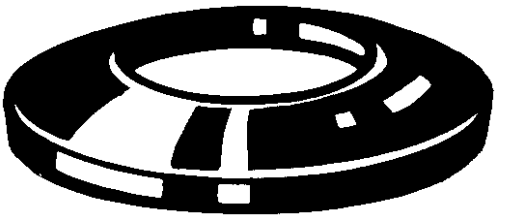

Technické údaje

D_e (h12)	D_i (H12)	F	Lo	t	D_e (h12)	D_i (H12)	F	Lo	t
9.8	6.2	23	0.4	0.2	**31.7**	20.4	81	1.1	0.4
12.8	7.2	29	0.5	0.25	**34.6**	22.4	118	1.2	0.5
15.8	8.2	23	0.55	0.25	**36.6**	20.4	110	1.3	0.5
18.8	10.2	51	0.7	0.35	**39.6**	25.5	110	1.3	0.5
21.8	12.3	46	0.75	0.35	**41.6**	25.5	113	1.4	0.5
23.7	14.3	81	0.9	0.4	**46.5**	30.5	153	1.4	0.6
25.7	14.3	63	0.9	0.4	**51.5**	35.5	135	1.5	0.6
27.7	17.3	80	1	0.4	**54.5**	40.5	141	1.5	0.6
29.7	17.3	83	1.1	0.4	**61.5**	40.5	176	1.8	0.7

- F = síla pružiny v N při průhybu s ≈ 0,75 h_o(h_o = L_o – t).
- Technické údaje jsou k dispozici na vyžádání.

Příklad použití

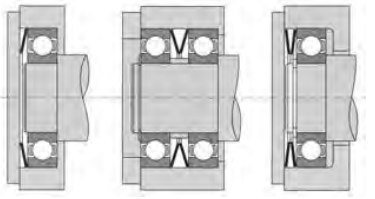

36460 **Talířová pružina pro kuličková ložiska** **L07C**

Materiál Ocel
Povrchová úprava Fosfátované

D_e x D_i x t	✉	Kód výrobku	D_e x D_i x t	✉	Kód výrobku	D_e x D_i x t	✉	Kód výrobku
9,8X6,2X0,2MM	100	36460.104.002	25,7X14,3X0,4MM	50	36460.271.004	39,6X25,5X0,5MM	25	36460.421.005
12,8X7,2X0,25MM	100	36460.135.002	27,7X17,3X0,4MM	50	36460.294.004	41,6X25,5X0,5MM	25	36460.441.005
15,8X8,2X0,25MM	100	36460.166.002	29,7X17,3X0,4MM	50	36460.314.004	46,5X30,5X0,6MM	25	36460.495.006
18,8X10,2X0,35MM	50	36460.198.003	31,7X20,4X0,4MM	25	36460.337.004	51,5X35,5X0,6MM	10	36460.550.006
21,8X12,3X0,35MM	50	36460.230.003	34,6X22,4X0,5MM	25	36460.368.005	54,5X40,5X0,6MM	10	36460.585.006
23,7X14,3X0,4MM	50	36460.251.004	36,6X20,4X0,5MM	25	36460.386.005	61,5X40,5X0,7MM	10	36460.655.007

Pojistná talířová pružina

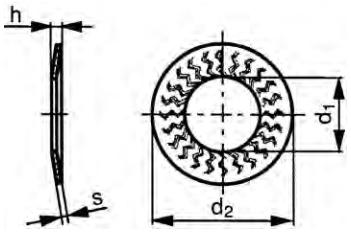



Technické údaje

Pro nom. velikost	d_1	d_2	h	s
M4	4.1	10.2	1.5	1
M5	5.1	12.2	1.8	1.2
M6	6.1	14.2	2.2	1.4
M8	8.2	18.2	2.4	1.4
M10	10.2	22.25	2.75	1.6
M12	12.4	27.25	3.05	1.8
M14	14.4	30.25	3.5	2.4
M16	16.4	32.5	3.95	2.5

Skupiny produktů

Materiál	Povrchová úprava	Kód	Strana
Pružinová ocel 420-510 HV10	FLZNNC-NC6	36325	7-93
NO A4		55443	7-93

36325 SK Pojistná talířová pružina typ M — L07C

Materiál Pružinová ocel 420-510 HV10
Povrchová úprava Zinko-hliníkový povlak bez Cr^{6+}- ISO 10683 flZnnc

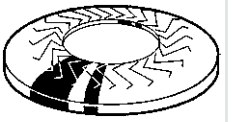

Pro nom. velikost	✉	Kód výrobku	Pro nom. velikost	✉	Kód výrobku	Pro nom. velikost	✉	Kód výrobku
M5	250	36325.050.001	M10	200	36325.100.001	M14	100	36325.140.001
M6	250	36325.060.001	M12	150	36325.120.001	M16	100	36325.160.001
M8	200	36325.080.001						

- Povrchová úprava ISO 10683 zinko-hliníkový povlak eliminuje možnost poškození způsobené vodíkovou křehkostí.
- SK- pojistné talířové pružiny, typ M, mohou být použity se spojovacím materiálem pevnostní třídy ≤ 10.9.

55443 SK Pojistná talířová pružina typ M — R49A

Materiál Nerezocel A4

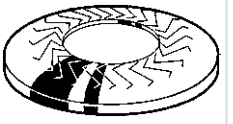

Pro nom. velikost	✉	Kód výrobku	Pro nom. velikost	✉	Kód výrobku	Pro nom. velikost	✉	Kód výrobku
M4	250	55443.040.001	M8	200	55443.080.001	M12	100	55443.120.001
M5	250	55443.050.001	M10	200	55443.100.001	M16	100	55443.160.001
M6	250	55443.060.001						

- SK- pojistné talířové pružiny, typ M, mohou být použity se spojovacím materiálem z nerez ocele A2/A4, až do třídy 80 včetně.

Pojistná talířová pružina typ Z

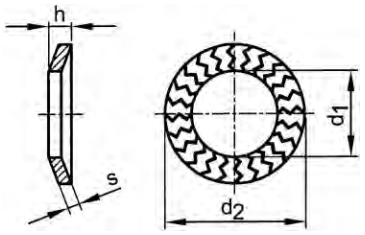



Technické údaje

Pro nom. velikost	d_1	d_2	h	s
M6	6.1	9.9	1.6	1.4
M8	8.2	12.7	1.7	1.4
M10	10.2	16.1	2	1.6
M12	12.4	18.3	2.2	1.8
M16	16.4	24.6	3.1	2.5

- SK pojistné talířové pružiny, typ Z, mohou být použity se šrouby s hlavou s vnitřím šestihranem nebo s válcovou hlavou, třída ≤ 10.9.

36326 SK Pojistná talířová pružina typ Z **L07C**

Materiál Pružinová ocel 420-510 HV10
Povrchová úprava Zinko-hliníkový povlak bez Cr^{6+}- ISO 10683 flZnnc

RoHS

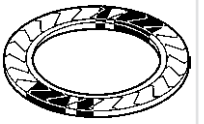

Pro nom. velikost	✉	Kód výrobku	Pro nom. velikost	✉	Kód výrobku	Pro nom. velikost	✉	Kód výrobku
M6	250	36326.060.001	M10	200	36326.100.001	M16	100	36326.160.001
M8	200	36326.080.001	M12	150	36326.120.001			

- Povrchová úprava ISO 10683 zinko-hliníkový povlak eliminuje možnost poškození způsobené vodíkovou křehkostí.

NORD-LOCK®

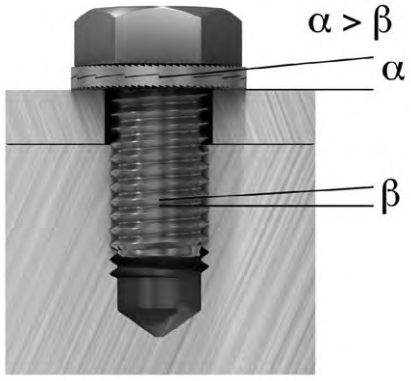

- Brání povolení spoje v důsledku vibrací a dynamického zatížení
- Samojistnost spoje zajišťuje mechanické napětí
- Opakovaná použitelnost
- Není třeba používat žádné speciální nástroje
- M3-M130 / UNC 1/4''-1" - ocel s povrchovou úpravou Delta Protekt®
- M3-M80 / UNC 1/4''-1" nerez ocel
- M3-M39 / UNC 1/4''-1" in 254 SMO®

Podložky Nord-Lock dodáváme se standardním a zvětšeným vnějším průměrem (provedení se zvětšením průměrem označujeme SP).

- Podložky SP jsou určeny k použití na velké / drážkové otvory , lakovaný / citlivý povrch nebo na měkké materiály.
- Doporučujeme používat podložky SP v kombinaci s přírubovými šrouby nebo maticemi. Dosáhnete tak optimálního rozložení tlaku na dosedací ploše.

7

Dostupné v typech materiálu
Ocel, nerez ocel a 254 SMO®

Na vyžádání
INCONEL®/HASTELLOY® C-276 a INCONEL®718

Nord-Lock X series™

- Brání povolení spoje v důsledku vibrací a dynamického zatížení.
- Kompenzuje ztrátu předpětí způsobenou sesedáním a relaxací materiálu.
- Jedno řešení pokrývající několik konstrukčních výzev současně.
- M6-M20, ocel s povrchovou úpravou Delta Protekt®
- Běžný rozměr a zvětšený vnější průměr (SP)



Podložky Nord-Lock jsou certifikovány, schváleny a používány v celé řadě průmyslových odvětví, jako jsou: energetika, doprava, mimopevninská těžba, důlní těžba a kamenolomy, stavebnictví a stavby mostů, výroba a zpracování, stavby lodí, lesnictví a zemědělství, těžké dopravní prostředky a vojenství.

Antivibrační podložka lepená

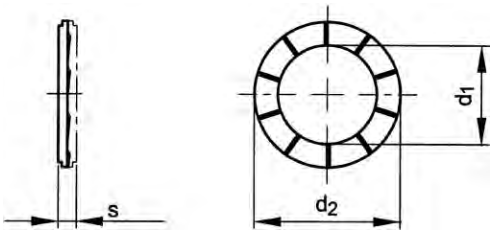

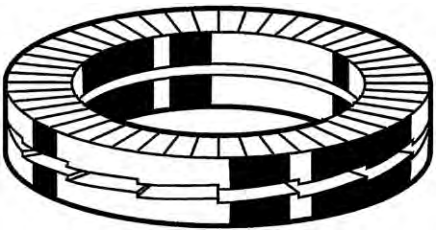

Technické údaje

Pro nom. velikost	d_1	d_2	s (Set)	Pro nom. velikost	d_1	d_2	s (Set)
M3	3.4	7	2.2	M18	19.5	29	3.4
M3.5	3.9	7.6	2.2	M20	21.4	30.7	3.4
M4	4.4	7.6	2.2	M22	23.4	34.5	3.4
M5	5.4	9	2.2	M24	25.3	39	3.4
M6	6.5	10.8	2.2	M27	28.4	42	6.8
M8	8.7	13.5	2.5	M30	31.4	47	6.8
M10	10.7	16.6	2.5	M33	34.4	48.5	6.8
M11	11.4	18.5	2.5	M36	37.4	55	6.8
M12	13	19.5	2.5	M39	40.4	58.5	6.8
M14	15.2	23	3.4	M42	43.2	63	6.8
M16	17	25.4	3.4				

- Všeobecné informace o antivibračním spojovacm materiálu NORD-LOCK naleznete na INFO straně.

Skupiny produktů

Materiál	Povrchová úprava		Kód	Strana
Oc	Delta Pro		37980	7-96
Oc	Delta Pro	Různá balení (x KS) Balení	37985	7-96
NO A4			55437	7-97
NO A4		Různá balení (x KS) Balení	55436	7-97
NO 254 SMO®			55463	7-97

7

37980 NORD-LOCK Antivibrační podložka lepená dvoudílná — NL1A

Materiál Ocel
Povrchová úprava Delta Protekt®

NORD-LOCK Bolt securing system

RoHS

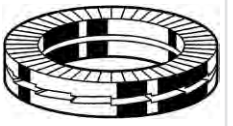

Pro nom. velikost	✉	Kód výrobku	Pro nom. velikost	✉	Kód výrobku	Pro nom. velikost	✉	Kód výrobku
M3	200	37980.030.001	M11	200	37980.110.001	M24	100	37980.240.001
M3,5	200	37980.035.001	M12	200	37980.120.001	M27	50	37980.270.001
M4	200	37980.040.001	M14	100	37980.140.001	M30	50	37980.300.001
M5	200	37980.050.001	M16	100	37980.160.001	M33	25	37980.330.001
M6	200	37980.060.001	M18	100	37980.180.001	M36	25	37980.360.001
M8	200	37980.080.001	M20	100	37980.200.001	M39	25	37980.390.001
M10	200	37980.100.001	M22	100	37980.220.001	M42	25	37980.420.001

37985 NORD-LOCK Antivibrační podložka lepená dvoudílná — NL3A

Materiál Ocel
Povrchová úprava Delta Protekt®

NORD-LOCK Bolt securing system

RoHS

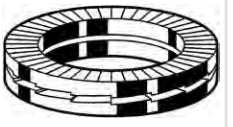

Pro nom. velikost	✉	Kód výrobku	Pro nom. velikost	✉	Kód výrobku	Pro nom. velikost	✉	Kód výrobku
M6(25KS)	1	37985.060.001	M10(25KS)	1	37985.100.001	M16(10KS)	1	37985.160.001
M8(25KS)	1	37985.080.001	M12(10KS)	1	37985.120.001	M20(10KS)	1	37985.200.001

55437 NORD-LOCK Antivibrační podložka lepená — NL1A

Materiál Nerezocel A4

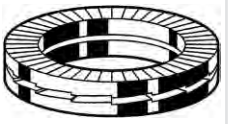

Pro nom. velikost	✉	Kód výrobku	Pro nom. velikost	✉	Kód výrobku	Pro nom. velikost	✉	Kód výrobku
M3	200	55437.030.001	M11	200	55437.110.001	M24	100	55437.240.001
M3,5	200	55437.035.001	M12	200	55437.120.001	M27	50	55437.270.001
M4	200	55437.040.001	M14	100	55437.140.001	M30	50	55437.300.001
M5	200	55437.050.001	M16	100	55437.160.001	M33	25	55437.330.001
M6	200	55437.060.001	M18	100	55437.180.001	M36	25	55437.360.001
M8	200	55437.080.001	M20	100	55437.200.001	M39	25	55437.390.001
M10	200	55437.100.001	M22	100	55437.220.001	M42	25	55437.420.001

55436 NORD-LOCK Antivibrační podložka lepená — NL3A

Materiál Nerezocel A4

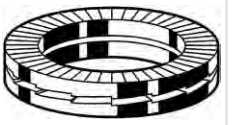

Pro nom. velikost	✉	Kód výrobku	Pro nom. velikost	✉	Kód výrobku	Pro nom. velikost	✉	Kód výrobku
M6(10KS)	1	55436.060.001	M10(10KS)	1	55436.100.001	M16(5KS)	1	55436.160.001
M8(10KS)	1	55436.080.001	M12(5KS)	1	55436.120.001	M20(5KS)	1	55436.200.001

55463 NORD-LOCK Antivibrační podložka lepená — NL1A

Materiál Nerezocel 254 SMO®

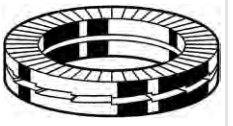

Pro nom. velikost	✉	Kód výrobku	Pro nom. velikost	✉	Kód výrobku	Pro nom. velikost	✉	Kód výrobku
M3	200	55463.030.001	M11	200	55463.110.001	M24	100	55463.240.001
M3,5	200	55463.035.001	M12	200	55463.120.001	M27	50	55463.270.001
M4	200	55463.040.001	M14	100	55463.140.001	M30	50	55463.300.001
M5	200	55463.050.001	M16	100	55463.160.001	M33	25	55463.330.001
M6	200	55463.060.001	M18	100	55463.180.001	M36	25	55463.360.001
M8	200	55463.080.001	M20	100	55463.200.001	M39	25	55463.390.001
M10	200	55463.100.001	M22	100	55463.220.001			

Podložky odolné proti vibracím ploché nemetrická

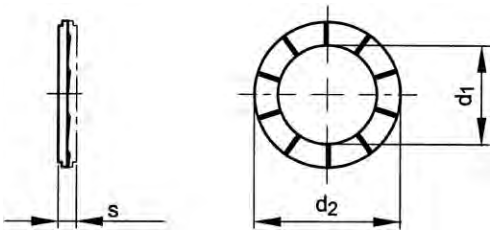

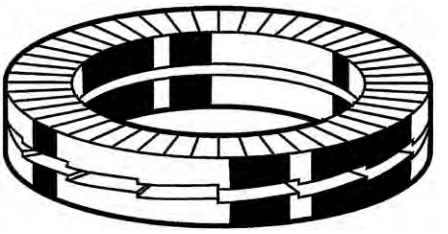

Technické údaje

Pro nom. velikost	d_1	d_2	s (Set)
1/4	0.28	0.65	2.3
3/8	0.41	0.65	2.5
1/2	0.53	0.77	2.5
3/4	0.79	1.21	3.4
1 Inch	1.1	1.54	3.4

Skupiny produktů

Materiál	Povrchová úprava	Kód	Strana
Oc	Delta Pro	37979	7-98
NO A4		55438	7-98
NO 254 SMO®		55464	7-98

37979 NORD-LOCK protivibrační podložka — NL1A

Materiál Ocel
Povrchová úprava Delta Protekt®

NORD-LOCK Bolt securing system

RoHS

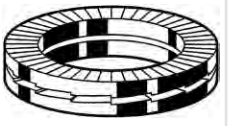

Pro nom. velikost	✉	Kód výrobku	Pro nom. velikost	✉	Kód výrobku	Pro nom. velikost	✉	Kód výrobku
1/4	200	37979.063.001	1/2	200	37979.127.001	1 Inch	100	37979.254.001
3/8	200	37979.096.001	3/4	100	37979.191.001			

7

55438 NORD-LOCK protivibrační podložka — NL1A

Materiál Nerezocel A4

NORD-LOCK Bolt securing system

RoHS

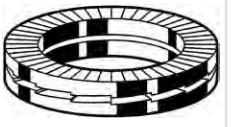

Pro nom. velikost	✉	Kód výrobku	Pro nom. velikost	✉	Kód výrobku	Pro nom. velikost	✉	Kód výrobku
1/4	200	55438.063.001	1/2	200	55438.127.001	1 Inch	100	55438.254.001
3/8	200	55438.096.001	3/4	100	55438.191.001			

55464 NORD-LOCK Antivibrační podložka lepená dvoudílná — NL1A

Materiál Nerezocel 254 SMO®

NORD-LOCK Bolt securing system

RoHS

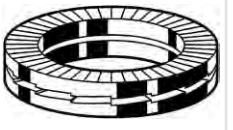

Pro nom. velikost	✉	Kód výrobku	Pro nom. velikost	✉	Kód výrobku	Pro nom. velikost	✉	Kód výrobku
1/4	200	55464.063.001	1/2	200	55464.127.001	1 Inch	100	55464.254.001
3/8	200	55464.096.001	3/4	100	55464.191.001			

Antivibrační lepená podložka

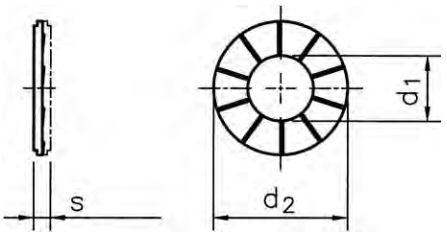

J

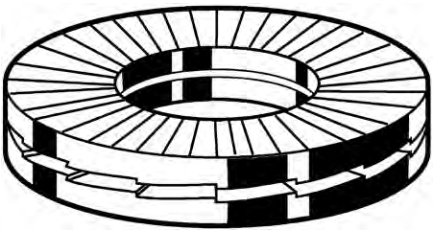

Technické údaje

Pro nom. velikost	d_1	d_2	s (Set)	Pro nom. velikost	d_1	d_2	s (Set)
M3.5	3.9	9	2.2	M18	19.5	34.5	3.4
M4	4.4	9	2.2	M20	21.4	39	3.4
M5	5.4	10.8	2.2	M22	23.4	42	4.6
M6	6.5	13.5	2.5	M24	25.3	48.5	4.6
M8	8.7	16.6	2.5	M27	28.4	48.5	5.8
M10	10.7	21	2.5	M30	31.4	58.5	6.6
M12	13	25.4	3.4	M33	34.4	58.5	6.6
M14	15.2	30.7	3.4	M36	37.4	63	6.6
M16	17	30.7	3.4				

- Všeobecné informace o antivibračním spojovacím materiálu NORD-LOCK naleznete na INFO straně.
- Antivibrační podložky s velkým vnějším průměrem jsou doporučeny pro zvětšené a protáhlé otvory, kde je vyžadována velká styčná plocha.

Skupiny produktů

Materiál	Povrchová úprava		Kód	Strana
Oc	Delta Pro		37982	7-99
Oc	Delta Pro	Různá balení (x KS) Balení	37986	7-99
NO A4			55453	7-100
NO A4		Různá balení (x KS) Balení	55456	7-100
NO 254 SMO®			55465	7-100

37982 NORD-LOCK Antivibrační podložka lepená s velkým vnějším průměrem — NL1A

Materiál Ocel
Povrchová úprava Delta Protekt®

NORD-LOCK Bolt securing system

RoHS

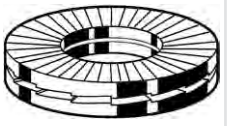

Pro nom. velikost x d_2	✉	Kód výrobku	Pro nom. velikost x d_2	✉	Kód výrobku	Pro nom. velikost x d_2	✉	Kód výrobku
M3,5X9	200	37982.035.009	M12X25,4	100	37982.120.025	M24X48,5	50	37982.240.048
M4X9	200	37982.040.009	M14X30,7	100	37982.140.030	M27X48,5	25	37982.270.048
M5X10,8	200	37982.050.010	M16X30,7	100	37982.160.030	M30X58,5	25	37982.300.058
M6X13,5	200	37982.060.013	M18X34,5	100	37982.180.034	M33X58,5	25	37982.330.058
M8X16,6	200	37982.080.016	M20X39	100	37982.200.039	M36X63	25	37982.360.630
M10X21	200	37982.100.021	M22X42	50	37982.220.042			

- UPOZORNĚNÍ: Elektrolytické pokovení těchto produktů může způsobit vodíkovou křehkost.

37986 NORD-LOCK Antivibrační podložka lepená s velkým vnějším průměrem — NL3A

Materiál Ocel
Povrchová úprava Delta Protekt®

NORD-LOCK Bolt securing system

RoHS

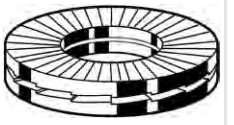

Pro nom. velikost x d_2	✉	Kód výrobku	Pro nom. velikost x d_2	✉	Kód výrobku	Pro nom. velikost x d_2	✉	Kód výrobku
M6X13,5(25KS)	1	37986.060.001	M10X21(25KS)	1	37986.100.001	M16X30,7(10KS)	1	37986.160.001
M8X16,6(25KS)	1	37986.080.001	M12X25,4(10KS)	1	37986.120.001	M20X39(10KS)	1	37986.200.001

- UPOZORNĚNÍ: Elektrolytické pokovení těchto produktů může způsobit vodíkovou křehkost.

55453 NORD-LOCK Antivibrační podložka lepená s velkým vnějším průměrem — NL1A

Materiál Nerezocel A4

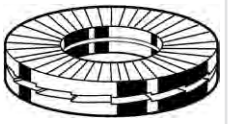

Pro nom. velikost x d_2	✉	Kód výrobku	Pro nom. velikost x d_2	✉	Kód výrobku	Pro nom. velikost x d_2	✉	Kód výrobku
M3,5X9	200	55453.035.009	M10X21,0	200	55453.100.021	M20X39	100	55453.200.039
M4X9	200	55453.040.009	M12X25,4	100	55453.120.025	M22X42	50	55453.220.042
M5X10,8	200	55453.050.010	M14X30,7	100	55453.140.030	M24X48,5	50	55453.240.048
M6X13,5	200	55453.060.013	M16X30,7	100	55453.160.030	M27X48,5	25	55453.270.048
M8X16,6	200	55453.080.016	M18X34,5	100	55453.180.034	M30X58,5	25	55453.300.058

55456 NORD-LOCK Antivibrační podložka lepená s velkým vnějším průměrem — NL3A

Materiál Nerezocel A4

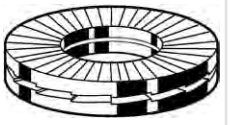

Pro nom. velikost x d_2	✉	Kód výrobku	Pro nom. velikost x d_2	✉	Kód výrobku	Pro nom. velikost x d_2	✉	Kód výrobku
M6X13,5(10KS)	1	55456.060.001	M10X21(10KS)	1	55456.100.001	M16X30,7(5KS)	1	55456.160.001
M8X16,6(10KS)	1	55456.080.001	M12X25,4(5KS)	1	55456.120.001	M20X39(5KS)	1	55456.200.001

55465 NORD-LOCK Antivibrační podložka lepená s velkým vnějším průměrem — NL1A

Materiál Nerezocel 254 SMO®

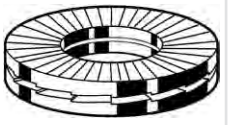

Pro nom. velikost x d_2	✉	Kód výrobku	Pro nom. velikost x d_2	✉	Kód výrobku	Pro nom. velikost x d_2	✉	Kód výrobku
M3,5X9	200	55465.035.009	M10X21,0	200	55465.100.021	M20X39,0	100	55465.200.039
M4X9	200	55465.040.009	M12X25,4	100	55465.120.025	M22X42,0	50	55465.220.042
M5X10,8	200	55465.050.010	M14X30,7	100	55465.140.030	M24X48,5	50	55465.240.048
M6X13,5	200	55465.060.013	M16X30,7	100	55465.160.030	M27X48,5	25	55465.270.048
M8X16,6	200	55465.080.016	M18X34,5	100	55465.180.034			

Podložky odolné proti vibracím ploché nemetrické velký průměr

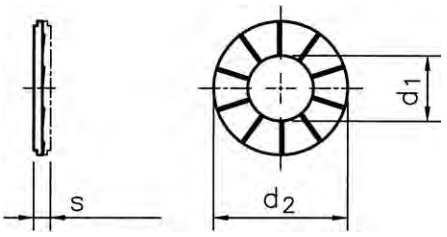

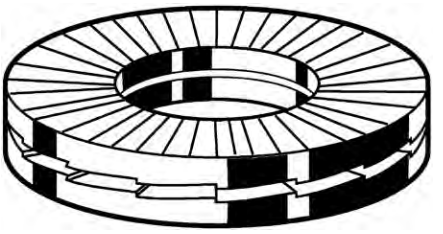

Technické údaje

Pro nom. velikost	d_1	d_2	s (Set)
1/4	0.28	0.53	2.5
3/8	0.41	0.83	2.5
1/2	0.53	1.00	3.4
3/4	0.79	1.54	3.4
1 Inch	1.1	1.91	5.6

Skupiny produktů

Materiál	Povrchová úprava	Kód	Strana
Oc	Delta Pro	37984	7-101
NO A4		55454	7-101
NO 254 SMO®		55466	7-101

37984 NORD-LOCK protivibrační podložka velký vnější průměr — NL1A

Materiál Ocel
Povrchová úprava Delta Protekt®

NORD-LOCK Bolt securing system

RoHS

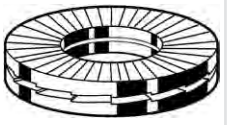

Pro nom. velikost x d_2	✉	Kód výrobku	Pro nom. velikost x d_2	✉	Kód výrobku	Pro nom. velikost x d_2	✉	Kód výrobku
1/4X13,5	200	37984.063.013	1/2X25,4	100	37984.127.025	1 InchX48,5	50	37984.254.048
3/8X21,0	200	37984.096.021	3/4X39,0	100	37984.191.039			

7

55454 NORD-LOCK Protivibrační podložka velký vnější průměr — NL1A

Materiál Nerezocel A4

NORD-LOCK Bolt securing system

RoHS

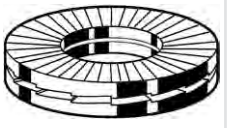

Pro nom. velikost x d_2	✉	Kód výrobku	Pro nom. velikost x d_2	✉	Kód výrobku	Pro nom. velikost x d_2	✉	Kód výrobku
1/4X13,5	200	55454.063.013	1/2X25,4	100	55454.127.025	1 InchX48,5	50	55454.254.048
3/8X21,0	200	55454.096.021	3/4X39,0	100	55454.191.039			

55466 NORD-LOCK Protivibrační podložka velký vnější průměr — NL1A

Materiál Nerezocel 254 SMO®

NORD-LOCK Bolt securing system

RoHS

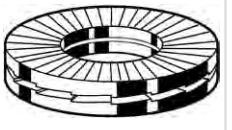

Pro nom. velikost x d_2	✉	Kód výrobku	Pro nom. velikost x d_2	✉	Kód výrobku	Pro nom. velikost x d_2	✉	Kód výrobku
1/4X13,5	200	55466.063.013	1/2X25,4	100	55466.127.025	1 InchX48,5	50	55466.254.048
3/8X21,0	200	55466.096.021	3/4X39,0	100	55466.191.039			

Protivibrační podložka kónická

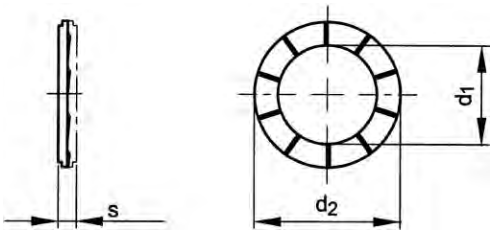

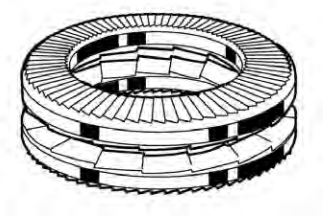

Technické údaje

Pro nom. velikost	d_1	d_2	s (Set)
M6	6.3	10.8	2.2
M8	8.4	13.5	2.3
M10	10.5	16.6	3
M12	12.5	19.5	3.5
M14	14.6	23.0	4.05
M16	16.6	25.4	4.8
M20	20.7	30.7	6.1

37981 **NORD-LOCK Protivibrační podložka kónická, X-series** **NL1A**

Materiál Ocel
Povrchová úprava Delta Protekt®

Pro nom. velikost	✉	Kód výrobku	Pro nom. velikost	✉	Kód výrobku	Pro nom. velikost	✉	Kód výrobku
M6	200	37981.060.001	M12	200	37981.120.001	M16	100	37981.160.001
M8	200	37981.080.001	M14	100	37981.140.001	M20	100	37981.200.001
M10	200	37981.100.001						

Protivibrační podložka kónická nemetrická

7

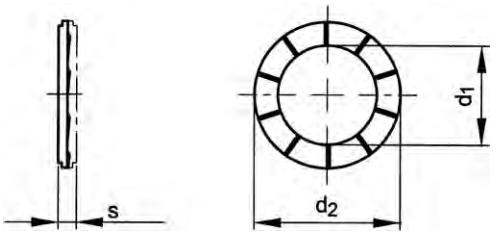

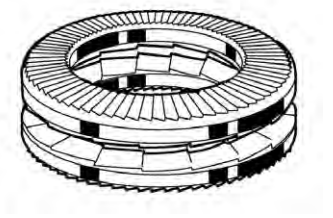

Technické údaje

Pro nom. velikost	d_1	d_2	s (Set)
1/4	6.7	11.5	0.069
3/8	10.0	16.6	0.106
1/2	13.2	19.5	0.142

37987 **NORD-LOCK Protivibrační podložka kónická nemetrická, X-series** **NL1A**

Materiál Ocel
Povrchová úprava Delta Protekt®

Pro nom. velikost	✉	Kód výrobku	Pro nom. velikost	✉	Kód výrobku	Pro nom. velikost	✉	Kód výrobku
1/4	200	37987.063.001	3/8	200	37987.096.001	1/2	200	37987.127.001

Protivibrační podložka kónická, velká, X-series

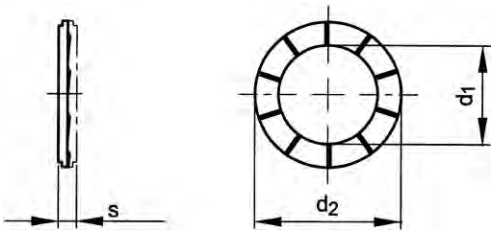

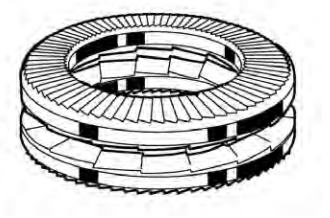

Technické údaje

Pro nom. velikost	d_1	d_2	s (Set)
M6	6.3	13.5	1.74
M8	8.4	16.6	2.3
M10	10.5	21.0	3.5
M12	12.5	25.4	4.2
M16	16.6	30.7	4.8
M20	20.7	39.0	5.63

37983 NORD-LOCK Protivibrační podložka kónická, velká, X-series **NL1A**

Materiál Ocel
Povrchová úprava Delta Protekt®

Pro nom. velikost x d_2	✉	Kód výrobku	Pro nom. velikost x d_2	✉	Kód výrobku	Pro nom. velikost x d_2	✉	Kód výrobku
M6X13,5	200	37983.060.013	M10X21	200	37983.100.021	M16X30,7	100	37983.160.030
M8X16,6	200	37983.080.016	M12X25,4	100	37983.120.025	M20X39	100	37983.200.039

Protivibrační podložka kónická, velká nemetrická, X-series

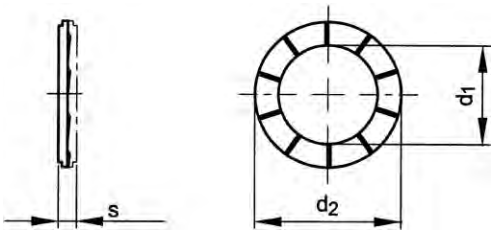

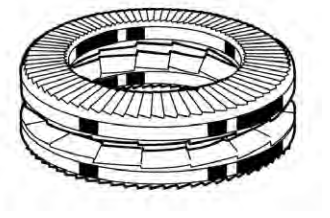

Technické údaje

Pro nom. velikost	d_1	d_2	s (Set)
3/8	10.0	21.0	0.138
1/2	13.2	25.4	0.165

37988 NORD-LOCK Protivibrační podložka kónická, velká nemetrická, X-series **NL1A**

Materiál Ocel
Povrchová úprava Delta Protekt®

Pro nom. velikost x d_2	✉	Kód výrobku	Pro nom. velikost x d_2	✉	Kód výrobku
3/8X21	200	37988.096.021	1/2X25,4	100	37988.127.025

Pojistná podložka typ S

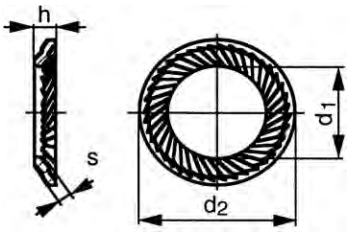

Technické údaje

Pro nom. velikost	d_1 (H14)	d_2 (h14)	h (max.)	s
M2.5	2.7	4.8	0.9	0.45
M3	3.2	5.5	0.9	0.4 (0.45)
M4	4.3	7	1	0.5
M5	5.3	8.5 (9)	1.1	0.6
M6	6.4	10	1.2	0.7
M8	8.4	13	1.4	0.8
M10	10.5	16	1.6	1
M12	13	18	1.7	1 (1.1)
M14	15	21 (22)	2	1.2
M16	17	24	2.1	1.2 (1.3)
M18	19	27	2.3	1.5
M20	21	30	2.5	1.5
M22	23	33	2.7	1.5
M24	25.6	36	2.9	1.8
M27	28.6	39	3.1	2
M30	31.6	45	3.6	2

Speciální vlastnosti bezpečnostních podložek typu S:
- kontakt nejprve na vnějším průměru, z čehož vyplývá maximální pákový efekt
- vysoká bezpečnost při vibracích díky vroubkovanému povrchu
- může být použit se šrouby třídy ≤ **8.8**

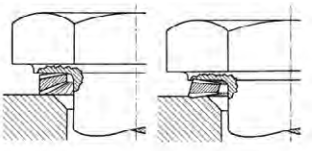

7

Skupiny produktů

Materiál	Povrchová úprava		Kód	Strana
Pružinová ocel			36395	7-104
Pružinová ocel			36390	7-105
Pružinová ocel		Velké Balení	36396	7-105
Pružinová ocel	ZNTHP-NC6		36397	7-105
Pružinová ocel	ZNTHP-NC6		36411	7-105
NO A2			51468	7-105

36395 **Pojistná podložka typ S** **L07A**

Materiál Pružinová ocel

Pro nom. velikost	✉	Kód výrobku	Pro nom. velikost	✉	Kód výrobku	Pro nom. velikost	✉	Kód výrobku
M3	500	36395.030.001	M6	500	36395.060.001	M12	250	36395.120.001
M4	500	36395.040.001	M8	250	36395.080.001	M14	100	36395.140.001
M5	500	36395.050.001	M10	250	36395.100.001	M16	100	36395.160.001

- UPOZORNĚNÍ: Elektrolytické pokovení těchto produktů může způsobit vodíkovou křehkost.

36390 Pojistná podložka typ S — L07A

Materiál Pružinová ocel

Pro nom. velikost	✉	Kód výrobku	Pro nom. velikost	✉	Kód výrobku	Pro nom. velikost	✉	Kód výrobku
M18	100	36390.180.001	M22	50	36390.220.001	M27	50	36390.270.001
M20	100	36390.200.001	M24	50	36390.240.001	M30	50	36390.300.001

- UPOZORNĚNÍ: Elektrolytické pokovení těchto produktů může způsobit vodíkovou křehkost.

36396 Pojistná podložka typ S — L07A

Materiál Pružinová ocel

Pro nom. velikost	✉	Kód výrobku	Pro nom. velikost	✉	Kód výrobku	Pro nom. velikost	✉	Kód výrobku
M3	2000	36396.030.001	M6	1000	36396.060.001	M12	500	36396.120.001
M4	1000	36396.040.001	M8	1000	36396.080.001	M14	500	36396.140.001
M5	1000	36396.050.001	M10	1000	36396.100.001	M16	500	36396.160.001

- UPOZORNĚNÍ: Elektrolytické pokovení těchto produktů může způsobit vodíkovou křehkost.

36397 Pojistná podložka typ S — L07A

Materiál Pružinová ocel
Povrchová úprava Pozinkované, silná pasivace Cr^{3+}

Pro nom. velikost	✉	Kód výrobku	Pro nom. velikost	✉	Kód výrobku	Pro nom. velikost	✉	Kód výrobku
M3	500	36397.030.001	M6	500	36397.060.001	M12	250	36397.120.001
M4	500	36397.040.001	M8	250	36397.080.001	M14	100	36397.140.001
M5	500	36397.050.001	M10	250	36397.100.001	M16	100	36397.160.001

- UPOZORNĚNÍ: Elektrolytické pokovení těchto produktů může způsobit vodíkovou křehkost.

36411 Pojistná podložka typ S — L07A

Materiál Pružinová ocel
Povrchová úprava Pozinkované, silná pasivace Cr^{3+}

Pro nom. velikost	✉	Kód výrobku	Pro nom. velikost	✉	Kód výrobku	Pro nom. velikost	✉	Kód výrobku
M18	100	36411.180.001	M22	50	36411.220.001	M27	50	36411.270.001
M20	100	36411.200.001	M24	50	36411.240.001	M30	50	36411.300.001

51468 Pojistná podložka typ S — R09A

Materiál Nerezocel A2

Pro nom. velikost	✉	Kód výrobku	Pro nom. velikost	✉	Kód výrobku	Pro nom. velikost	✉	Kód výrobku
M2,5	500	51468.025.001	M8	250	51468.080.001	M16	100	51468.160.001
M3	500	51468.030.001	M10	250	51468.100.001	M20	50	51468.200.001
M4	500	51468.040.001	M12	250	51468.120.001	M24	50	51468.240.001
M5	500	51468.050.001	M14	100	51468.140.001	M30	50	51468.300.001
M6	500	51468.060.001						

Pojistná podložka typ VS

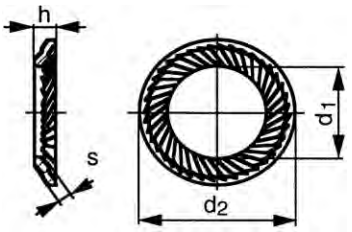

Technické údaje

Pro nom. velikost	d_1 (H14)	d_2 (h14)	h (max.)	s
M5	5.3	9	1.3	1
M6	6.4	10	1.4	1
M8	8.4	13	1.7	1.2
M10	10.5	16	2	1.5
M12	13	18	2.1	1.5
M14	15	22	2.2	1.5
M16	17	24	2.6	2
M20	21	30	2.8	2
M24	25.6	36	3.4	2.5
M30	31.6	45	3.8	2.5

Speciální vlastnosti bezpečnostních podložek typu VS:
- zesílené provedení (zvýšená tloušťka kovu), následkem čehož je značně zlepšená charakteristika pružiny
- kontakt nejprve na vnějším průměru, z čehož vyplývá maximální pákový efekt
- vysoká bezpečnost při vibracích díky vroubkovanému povrchu
- může být použito se šrouby třídy ≤ **10.9** a na zpevněném povrchu

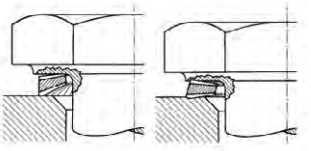

Skupiny produktů

Materiál	Povrchová úprava	Kód	Strana
Pružinová ocel		36420	7-106
Pružinová ocel	ZNTHP-NC6	36425	7-106

7

36420 Pojistná podložka typ VS — L07A

Materiál Pružinová ocel

Pro nom. velikost	✉	Kód výrobku	Pro nom. velikost	✉	Kód výrobku	Pro nom. velikost	✉	Kód výrobku
M5	500	36420.050.001	M12	250	36420.120.001	M20	100	36420.200.001
M6	500	36420.060.001	M14	100	36420.140.001	M24	50	36420.240.001
M8	250	36420.080.001	M16	100	36420.160.001	M30	50	36420.300.001
M10	250	36420.100.001						

36425 Pojistná podložka typ VS — L07A

Materiál Pružinová ocel
Povrchová úprava Pozinkované, silná pasivace Cr^{3+}

Pro nom. velikost	✉	Kód výrobku	Pro nom. velikost	✉	Kód výrobku	Pro nom. velikost	✉	Kód výrobku
M5	500	36425.050.001	M12	250	36425.120.001	M20	100	36425.200.001
M6	500	36425.060.001	M14	100	36425.140.001	M24	50	36425.240.001
M8	250	36425.080.001	M16	100	36425.160.001	M30	50	36425.300.001
M10	250	36425.100.001						

Kontaktní pojistná podložka

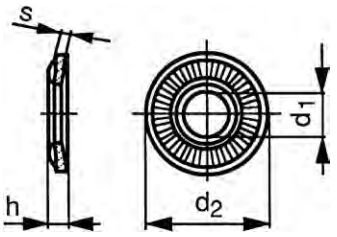

NF E25-511



Technické údaje

Pro nom. velikost	d_1 (H14)	d_2 (js 15)	h (max.)	s
M3	3.1	8	1	0.6
M4	4.1	10	1.4	0.9
M5	5.1	12	1.8	1.1
M6	6.1	14	2.1	1.3
M7 (≠NF)	7.2	18	2.4	1.4
M8	8.2	18	2.35	1.4
M10	10.2	22	2.75	1.6
M12	12.4	27	3.1	1.8
M16	16.4	32	4.1	2.8
M20	20.5	40	4.9	3.2

Přednosti kontaktních pojistných podložek *FABORY* středního typu:
- vhodné pro použití jako pojistné podložky a podložky s nadměrnými rozměry pro prodloužené díry
- nepoškozují povrch, mimořádná schopnost zajištění a vysoká pružnost k vymezení vůle
- jsou vhodné pro elektrické kontakty, nedochází k přehřívání spoje
- použitelné pro šrouby třídy ≤ 10.9



7

37282 Kontaktní pojistná podložka, střední typ **L07D**

Materiál Pružinová ocel
Povrchová úprava Pozinkované, silná pasivace Cr^{3+}

Pro nom. velikost	✉	Kód výrobku	Pro nom. velikost	✉	Kód výrobku	Pro nom. velikost	✉	Kód výrobku
M3	200	37282.030.001	M6	100	37282.060.001	M12	100	37282.120.001
M4	200	37282.040.001	M8	100	37282.080.001	M16	100	37282.160.001
M5	100	37282.050.001	M10	100	37282.100.001	M20	100	37282.200.001

Kontaktní pojistná podložka

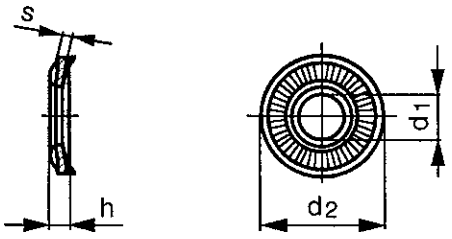

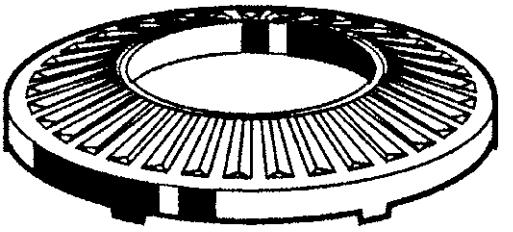

Technické údaje

Pro nom. velikost	d_1 (H14)	d_2 (js 15)	h (max.)	s
M4	4.1	8	1.15	0.8
M5	5.1	10	1.5	1
M6	6.1	12	1.8	1.2
M8	8.2	16	2.4	1.4
M10	10.2	20	2.6	1.6
M12	12.4	24	2.6	1.6

- Speciální vlastnosti kontaktních pojistných podložek, typ P:
- Vhodné k současnému použití jako pojistné i ploché podložky pro zvětšené nebo protáhlé otvory.
- Nepoškozují povrch, vynikající jistící vlastnosti a vysoká pružnost kompenzující vůli nebo usazení.
- Vynikající kontakt v elektrických přístrojích zabraňující přehřívání.
- Vybavené šesti ostrými hroty (výška 0,3 mm), které proniknou případnou barvou nebo lakem a zaručí dobré uzemnění.
- Použitelné pro šrouby jakostní třídy ≤ 10.9.

37265 **Kontaktní pojistná podložka typ P** **L07D**

Materiál Pružinová ocel
Povrchová úprava Pozinkované, silná pasivace Cr^{3+}

RoHS

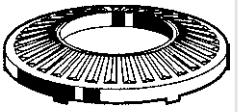

Pro nom. velikost	✉	Kód výrobku	Pro nom. velikost	✉	Kód výrobku	Pro nom. velikost	✉	Kód výrobku
M4	200	37265.040.001	M6	100	37265.060.001	M10	100	37265.100.001
M5	100	37265.050.001	M8	100	37265.080.001	M12	100	37265.120.001

Pojistný kroužek pro šestihranné šrouby a matice

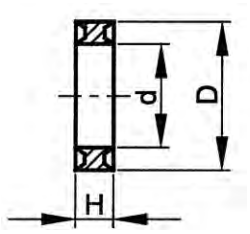

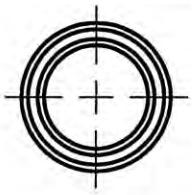

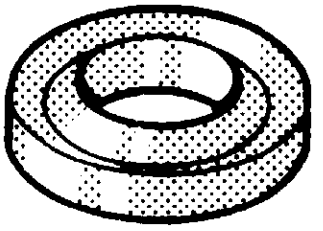

Technické údaje

Pro nom. velikost	d	D	H	Typ	V1 (min.)
M3	3.2	8	2.2	98/198	5
M4	4.15	9.5	2.6	99/199	6
M5	5.15	10.6	3	100/200	7
M6	6.2	12.7	3.5	101/201	8.5
M7	7.1	14.5	3.8	202	9
M8	8.1	16.2	4	102/203	10.5
M10	10.2	19.6	4.5	205	12.5
M12	12.2	23.6	5	207	14.5
M14	14.2	25.4	5.5	208	16.5
M16	16.2	29.4	6	211	19
M18	18.2	35.1	6.5	213	21.5
M20	20.3	35.7	7	215	23
M22	22.5	41.6	7.5	111/217	24.5
M24	24.3	41.6	8	219	26
M27	27.3	47.3	8.5	114/222	28.5
M30	30.2	53.1	8.5	115/225	30.5
M33	33.2	57.7	9	117/228	34
M36	36.2	63.5	10	119/231	38
M39	39.2	69.3	11	121/234	41
M45	45.2	80.8	16	125/240	51

Přednosti pojistných těsnících kroužků DUBO:
- pojistný kroužek se přizpůsobí tvaru hlavy šroubu, čímž dojde k jeho zajištění
- plní funkci těsnění, při montáži se kroužek vmáčkne do otvoru
- plastická hmota tlumí vibrace a hluk
- izolují proti kontaktní korozí
- odolné teplotám od: –60°C do +120°C se statickým zatížením a od –60°C do +80°C při dynamickým zatížením

Údaje o montáži / příklad použití

bez nákružku s vnitřním ozubením

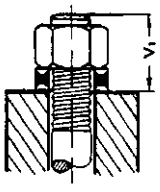

před dotažením

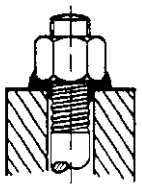

po dotažení

Skupiny produktů

Materiál	Třída		Barva	Kód	Strana
Plast PA	6.6		Bílá	37900	7-109
Plast PA	6.6	Velké Balení	Bílá	37910	7-110

37900 DUBO Pojistný kroužek pro šestihranné šrouby a matice W05C

Materiál Plast Polyamid (nylon)
Třída 6.6
Barva Bílá

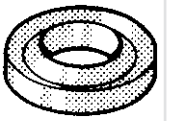

Pro nom. velikost	✉	Kód výrobku	Pro nom. velikost	✉	Kód výrobku	Pro nom. velikost	✉	Kód výrobku
M3	100	37900.030.001	M12	50	37900.120.001	M27	10	37900.270.001
M4	100	37900.040.001	M14	50	37900.140.001	M30	5	37900.300.001
M5	100	37900.050.001	M16	50	37900.160.001	M33	5	37900.330.001
M6	100	37900.060.001	M18	25	37900.180.001	M36	5	37900.360.001
M7	100	37900.070.001	M20	25	37900.200.001	M39	5	37900.390.001
M8	100	37900.080.001	M22	10	37900.220.001	M45	5	37900.450.001
M10	100	37900.100.001	M24	10	37900.240.001			

37910 DUBO Pojistný kroužek pro šestihranné šrouby a matice W05C

Materiál Plast Polyamid (nylon)
Třída 6.6
Barva Bílá

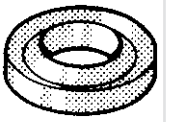

Pro nom. velikost	✉	Kód výrobku	Pro nom. velikost	✉	Kód výrobku	Pro nom. velikost	✉	Kód výrobku
M4	1000	37910.040.001	M8	1000	37910.080.001	M12	500	37910.120.001
M5	1000	37910.050.001	M10	1000	37910.100.001	M16	250	37910.160.001
M6	1000	37910.060.001						

Pojistný koužek pro šrouby s vnitřním šestihranem

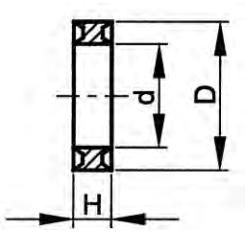

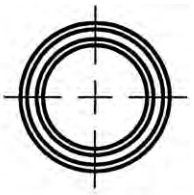

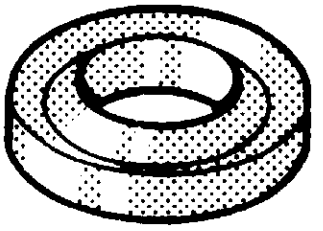

Technické údaje

Pro nom. velikost	d	D	H
M4	4.1	7.7	2
M5	5.15	9.8	3
M6	6.5	10.5	2.5
M8	8.1	14	3.3
M10	10.2	17	3.8
M12	12.2	19	4.4
M14	14.2	23	5.2
M16	16.2	25	5.6
M20	20.2	31.5	6.5

Přednosti pojistných těsnících kroužků DUBO:
- pojistný kroužek se přizpůsobí tvaru hlavy šroubu, čímž dojde k jeho zajištění
- plní funkci těsnění, při montáži se kroužek vmáčkne do otvoru
- plastická hmota tlumí vibrace a hluk
- izolují proti kontaktní korozí
- odolné teplotám od: –60°C do +120°C se statickým zatížením a od –60°C do +80°C při dynamickým zatížením

Příklad použití

bez nákružku s vnitřním ozubením

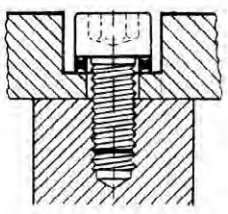

před dotažením

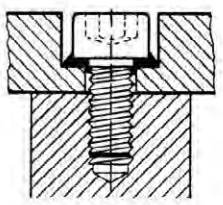

po dotažení

37901 **DUBO Pojistný koužek pro šrouby s vnitřním šestihranem** **W05C**

Materiál Plast Polyamid (nylon)
Třída 6

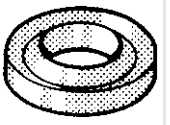

Pro nom. velikost	✉	Kód výrobku	Pro nom. velikost	✉	Kód výrobku	Pro nom. velikost	✉	Kód výrobku
M4	100	37901.040.001	M8	100	37901.080.001	M14	50	37901.140.001
M5	100	37901.050.001	M10	100	37901.100.001	M16	50	37901.160.001
M6	100	37901.060.001	M12	50	37901.120.001	M20	25	37901.200.001

Ozubený nákružek

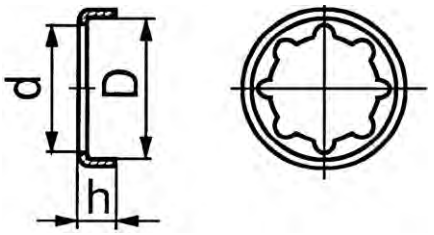

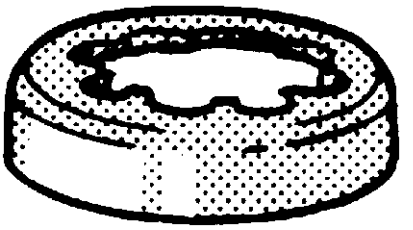

Technické údaje

Pro nom. velikost	d	D	h	V2
M4-M5	6.8	11.2	3.15	3.15
M6	9	13.2	4.15	9.25
M8	12	17.2	4.8	11.5
M10	13.5	21.3	5.7	13.5
M12	15.5	24.5	6	16
M16	21	31.25	6.75	20.75
M18-M20	26	37.5	7.25	23.25-24.75
3/4	27	39.5	7.25	24.75
M22-M24	30.5	44	8	26.5-28
M27	35	50.5	9	30.5
M30	40	56	10	-
M33	45	61	10.5	-
M36	50	67	11.05	-

Údaje o montáži

Šrouby se šestihrannou hlavou, šestihranné matice a šrouby s hlavou s vnitřním šestihranem třídy 8.8, resp. 8 a vyšší – musí být použity pojistné kroužky DUBO a ocelové nákružky s vnitřním ozubením (viz příklady použití).

Kód výrobku	Použití s			
	Šestihranné šrouby a matice		Šrouby s hlavou a s vnitřním šestihranem	
	Metrický	Nemetrický	Metrický	Nemetrický
37920.040.001	M4 - M5	5/32 - 3/16	M6	1/4
37920.060.001	M6	1/4	-	-
37920.080.001	M8	5/16	M10	3/8
37920.100.001	M10	3/8	M12	1/2
37920.120.001	M12	7/16	M14	-
37920.160.001	M16	-	M18	-
37920.180.001	M18 - M20	-	M22	7/8
37920.191.001	-	3/4	M24	-
37920.220.001	M22 - M24	7/8	-	-
37920.270.001	M27	1.IN. – 1.1/16	-	-
37920.300.001	M30	1.1/8	-	-
37920.330.001	M33	1.1/4	-	-
37920.360.001	M36	1.1/2	-	-

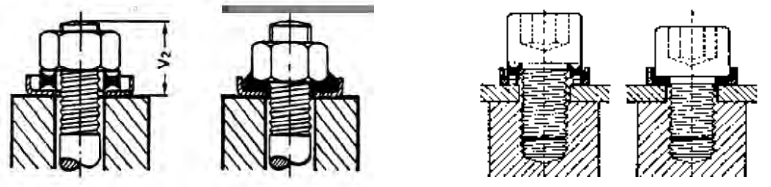

před dotažením po dotažením před dotažením po dotažením

37920 DUBO Ozubený nákružek **W05C**

Materiál Ocel
Povrchová úprava Pozinkované

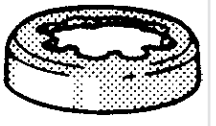

Pro nom. velikost	✉	Kód výrobku	Pro nom. velikost	✉	Kód výrobku	Pro nom. velikost	✉	Kód výrobku
M4/5	100	37920.040.001	M12	50	37920.120.001	M27	10	37920.270.001
M6	100	37920.060.001	M16	50	37920.160.001	M30	5	37920.300.001
M8	100	37920.080.001	M18/20	25	37920.180.001	M33	5	37920.330.001
M10	100	37920.100.001	M22/24	25	37920.220.001	M36	5	37920.360.001

Podložka s dlouhým jazýčkem

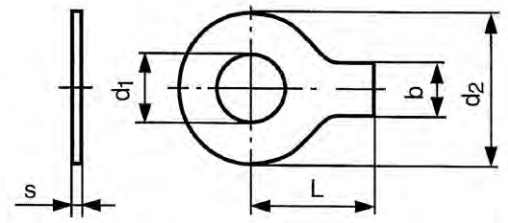

DIN **93**
NEN 2277

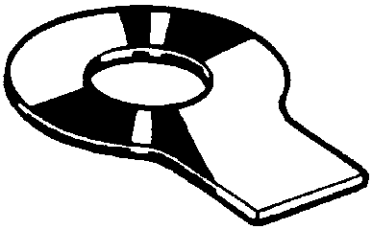

Technické údaje

Pro nom. velikost	b	d_1	d_2	L	s
M4	5	4.3	14	14	0.38
M5	6	5.3	17	16	0.5
M6	7	6.4	19	18	0.5
M8	8	8.4	22	20	0.75
M10	10	10.5	26	22	0.75
M12	12	13	30	28	1
M14	12	15	33	28	1
M16	15	17	36	32	1
M18	18	19	40	36	1
M20	18	21	42	36	1
M22	20	23	50	42	1
M24	20	25	50	42	1
M27	23	28	58	48	1.6
M30	26	31	63	52	1.6
M33	28	34	68	56	1.6
M36	30	37	75	60	1.6
M39	32	40	82	64	1.6
M42	35	43	88	70	1.6
M45	38	46	95	75	1.6
M48	40	50	100	80	1.6
M52	44	54	108	85	1.6

Příklad použití

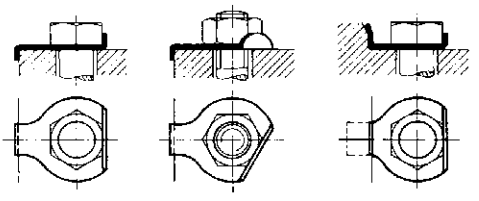

Skupiny produktů

Materiál	Kód	Strana
Oc	38650	7-113
NO A2	51540	7-114
NO A4	55540	7-114

38650 **Podložka s dlouhým jazýčkem** **L07J**

Materiál Ocel

Pro nom. velikost	✉	Kód výrobku	Pro nom. velikost	✉	Kód výrobku	Pro nom. velikost	✉	Kód výrobku
M6	100	38650.060.001	M20	50	38650.200.001	M36	10	38650.360.001
M8	100	38650.080.001	M22	50	38650.220.001	M39	10	38650.390.001
M10	100	38650.100.001	M24	25	38650.240.001	M42	10	38650.420.001
M12	100	38650.120.001	M27	25	38650.270.001	M45	10	38650.450.001
M14	100	38650.140.001	M30	10	38650.300.001	M48	10	38650.480.001
M16	100	38650.160.001	M33	10	38650.330.001	M52	10	38650.520.001
M18	50	38650.180.001						

51540 Podložka s dlouhým jazýčkem R09A

Materiál Nerezocel A2

Pro nom. velikost	✉	Kód výrobku	Pro nom. velikost	✉	Kód výrobku	Pro nom. velikost	✉	Kód výrobku
M4*	500	51540.040.001	M14	100	51540.140.001	M27	25	51540.270.001
M5*	500	51540.050.001	M16	100	51540.160.001	M30	10	51540.300.001
M6	100	51540.060.001	M18*	200	51540.180.001	M36*	50	51540.360.001
M8	100	51540.080.001	M20	50	51540.200.001	M39*	25	51540.390.001
M10	100	51540.100.001	M22*	100	51540.220.001			
M12	100	51540.120.001	M24	25	51540.240.001			

55540 Podložka s dlouhým jazýčkem R49A

Materiál Nerezocel A4

Pro nom. velikost	✉	Kód výrobku	Pro nom. velikost	✉	Kód výrobku	Pro nom. velikost	✉	Kód výrobku
M4*	500	55540.040.001	M14	100	55540.140.001	M27	25	55540.270.001
M5*	500	55540.050.001	M16	100	55540.160.001	M30	10	55540.300.001
M6	100	55540.060.001	M18*	200	55540.180.001	M33	10	55540.330.001
M8	100	55540.080.001	M20	50	55540.200.001	M36*	50	55540.360.001
M10	100	55540.100.001	M22	25	55540.220.001	M39*	25	55540.390.001
M12	100	55540.120.001	M24	25	55540.240.001			

Podložka s dlouhým jazýčkem a křidélkem

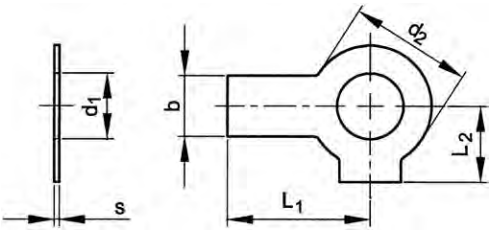

DIN **463**
NEN 2278

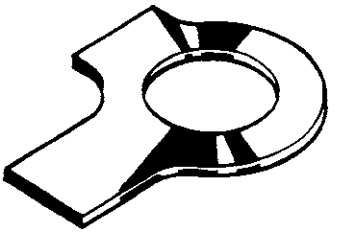

7

Technické údaje

Pro nom. velikost	b	d_1	d_2	L_1	L_2	s
M4	5	4.3	9	14	6.5	0.38
M5	6	5.3	10	16	8	0.5
M6	7	6.4	12.5	18	9	0.5
M8	8	8.4	17	20	11	0.75
M10	10	10.5	21	22	13	0.75
M12	12	13	24	28	15	1
M14	12	15	28	28	16	1
M16	15	17	30	32	18	1
M18	18	19	34	36	20	1
M20	18	21	37	36	21	1
M22	20	23	39	42	23	1
M24	20	25	44	42	25	1
M27	23	28	50	48	29	1.6
M30	26	31	56	52	32	1.6
M33	28	34	60	56	34	1.6
M36	30	37	66	60	38	1.6
M39	32	40	72	64	41	1.6
M42	35	43	78	70	44	1.6

Příklad použití

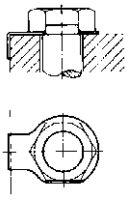

Skupiny produktů

Materiál	Kód	Strana
Oc	38690	7-115
NO A2	51910	7-115
NO A4	55910	7-115

38690 Podložka s dlouhým jazýčkem a křidélkem L07J

Materiál Ocel

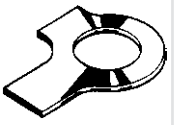

Pro nom. velikost	✉	Kód výrobku	Pro nom. velikost	✉	Kód výrobku	Pro nom. velikost	✉	Kód výrobku
M6	100	38690.060.001	M18	50	38690.180.001	M33	10	38690.330.001
M8	100	38690.080.001	M20	50	38690.200.001	M36	10	38690.360.001
M10	100	38690.100.001	M22	25	38690.220.001	M39	10	38690.390.001
M12	100	38690.120.001	M24	25	38690.240.001	M42	10	38690.420.001
M14	100	38690.140.001	M27	25	38690.270.001			
M16	100	38690.160.001	M30	10	38690.300.001			

51910 Podložka s dlouhým jazýčkem a křidélkem R09A

Materiál Nerezocel A2

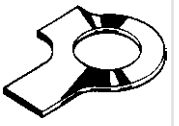

Pro nom. velikost	✉	Kód výrobku	Pro nom. velikost	✉	Kód výrobku	Pro nom. velikost	✉	Kód výrobku
M5*	100	51910.050.001	M16	50	51910.160.001	M30	10	51910.300.001
M6	100	51910.060.001	M18*	50	51910.180.001	M33	10	51910.330.001
M8	50	51910.080.001	M20	50	51910.200.001	M36*	10	51910.360.001
M10	50	51910.100.001	M22*	25	51910.220.001	M39*	10	51910.390.001
M12	50	51910.120.001	M24	25	51910.240.001			
M14	50	51910.140.001	M27	25	51910.270.001			

55910 Podložka s dlouhým jazýčkem a křidélkem R49A

Materiál Nerezocel A4

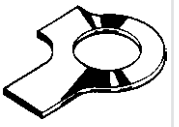

Pro nom. velikost	✉	Kód výrobku	Pro nom. velikost	✉	Kód výrobku	Pro nom. velikost	✉	Kód výrobku
M4*	100	55910.040.001	M14	50	55910.140.001	M27	25	55910.270.001
M5*	100	55910.050.001	M16	50	55910.160.001	M30	10	55910.300.001
M6	100	55910.060.001	M18*	50	55910.180.001	M33	10	55910.330.001
M8	50	55910.080.001	M20	50	55910.200.001	M36*	10	55910.360.001
M10	50	55910.100.001	M22*	25	55910.220.001	M39*	10	55910.390.001
M12	50	55910.120.001	M24	25	55910.240.001			

Podložka s vnitřním jazýčkem

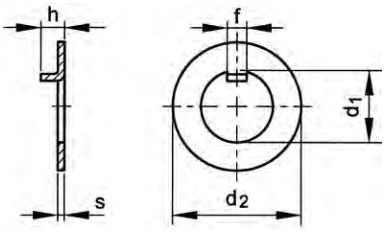

DIN 462

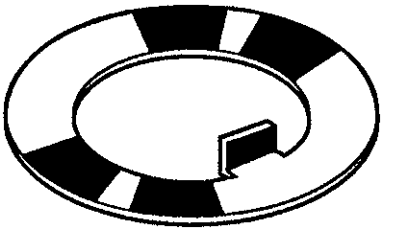

Technické údaje

d_1 (H11)	d_2 (h11)	f (C11)	h	n (H11)	s	t (max.)
10	25	4	3	4	0.8	7.3
12	28	5	3	5	0.8	9.2
14	30	5	3	5	0.8	11.3
16	32	5	3	5	1	13.4
18	34	6	4	6	1	15.3
20	36	6	4	6	1	17.4
22	40	6	4	6	1	19.4
24	42	6	4	6	1	21.5
26	45	7	5	7	1	23.4
28	50	7	5	7	1	25.4
30	50	7	5	7	1.2	27.4
32	52	7	5	7	1.2	29.5
35	55	7	5	7	1.2	32.5
38	58	8	5	8	1.2	35.2
40	62	8	5	8	1.2	37.2
42	62	8	5	8	1.2	39.2
45	68	8	5	8	1.2	42.2
48	75	8	5	8	1.2	45.2
50	75	8	5	8	1.2	47.2
55	80	10	6	10	1.2	52.1
58	90	10	6	10	1.5	55.1
60	90	10	6	10	1.5	57.1
62	95	10	6	10	1.5	59.1
65	95	10	6	10	1.5	62.2
68	100	10	6	10	1.5	65.2
70	100	10	6	10	1.5	67.2
72	110	10	7	10	1.5	68.7
75	110	10	7	10	1.5	71.7
80	115	10	7	10	1.5	76.7
85	120	10	7	10	1.5	81.7
90	130	10	7	10	1.5	86.7
95	135	12	8	12	1.5	91.6
100	145	12	8	12	1.5	96.7

Příklad použití/Údaje o montáži

kruhová matice s drážkami
pro hákové klíče
podle DIN 1804W

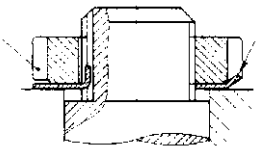

podložka s vnitřním
nosem podle
DIN 462

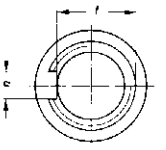

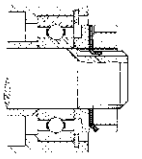

38684 Podložka s vnitřním jazýčkem **L07J**

Materiál Ocel
Povrchová úprava Pozinkované

d_1	✉	Kód výrobku	d_1	✉	Kód výrobku	d_1	✉	Kód výrobku
10MM	100	38684.100.001	22MM	50	38684.220.001	35MM	25	38684.350.001
12MM	100	38684.120.001	24MM	25	38684.240.001	38MM	25	38684.380.001
14MM	50	38684.140.001	26MM	25	38684.260.001	40MM	25	38684.400.001
16MM	50	38684.160.001	28MM	25	38684.280.001	42MM	25	38684.420.001
18MM	50	38684.180.001	30MM	25	38684.300.001	45MM	25	38684.450.001
20MM	50	38684.200.001	32MM	25	38684.320.001	48MM	25	38684.480.001

38684	Podložka s vnitřním jazýčkem								←
d_1	✉	Kód výrobku	d_1	✉	Kód výrobku	d_1	✉	Kód výrobku
50MM	25	38684.500.001	65MM	5	38684.650.001	80MM	5	38684.800.001
55MM	25	38684.550.001	68MM	5	38684.680.001	85MM	5	38684.850.001
58MM	25	38684.580.001	70MM	5	38684.700.001	90MM	5	38684.900.001
60MM	5	38684.600.001	72MM	5	38684.720.001	95MM	5	38684.950.001
62MM	5	38684.620.001	75MM	5	38684.750.001	100MM	5	38684.982.001

Podložka s nosem

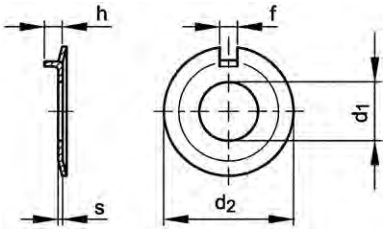

DIN **432**
NEN 2279

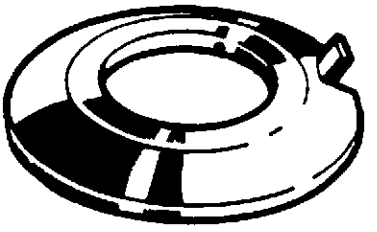

Technické údaje

Hřídel nom. velikosti d_1	d_1	d_2	f	h ≈	s
M4	4.3	14	2.5	2	0.4
M5	5.3	17	3.5	2.5	0.75
M6	6.4	19	3.5	3	0.75
M8	8.4	22	3.5	4	1
M10	10.5	26	4.5	4	1
M12	13	30	4.5	4.5	1.2
M14	15	33	4.5	4.5	1.2
M16	17	36	5.5	4.5	1.2
M18	19	40	6.5	4.5	1.2
M20	21	42	6.5	4.5	1.6
M22	23	50	7.5	6.5	1.6
M24	25	50	7.5	6.5	1.6
M27	28	58	8.5	9.5	1.6
M30	31	63	8.5	9.5	1.6
M33	34	68	9.5	9.5	1.6
M36	37	75	11	9.5	2
M39	40	82	11	11	2
M42	43	88	11	11	2
M45	46	95	13	12	2
M48	50	100	13	13	2
M52	54	105	13	13	2
M56	58	112	16	14	2.5
M60	62	118	16	13.5	2.5
M64	66	125	18	13.5	2.5

Příklad použití

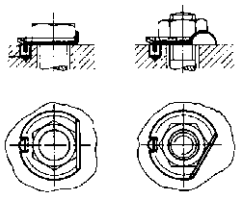

Skupiny produktů

Materiál	Kód	Strana
Oc	38670	7-118
NO A2	51914	7-118
NO A4	55914	7-118

38670 Podložka s nosem L07J

Materiál Ocel

Pro nom. velikost	✉	Kód výrobku	Pro nom. velikost	✉	Kód výrobku	Pro nom. velikost	✉	Kód výrobku
M6	100	38670.060.001	M22	50	38670.220.001	M42	10	38670.420.001
M8	100	38670.080.001	M24	25	38670.240.001	M45	10	38670.450.001
M10	100	38670.100.001	M27	25	38670.270.001	M48	10	38670.480.001
M12	100	38670.120.001	M30	10	38670.300.001	M52	10	38670.520.001
M14	100	38670.140.001	M33	10	38670.330.001	M56	5	38670.560.001
M16	100	38670.160.001	M36	10	38670.360.001	M60	5	38670.600.001
M18	50	38670.180.001	M39	10	38670.390.001	M64	5	38670.640.001
M20	50	38670.200.001						

51914 Podložka s nosem R09A

Materiál Nerezocel A2

Pro nom. velikost	✉	Kód výrobku	Pro nom. velikost	✉	Kód výrobku	Pro nom. velikost	✉	Kód výrobku
M4*	100	51914.040.001	M14*	50	51914.140.001	M24*	25	51914.240.001
M5*	100	51914.050.001	M16*	50	51914.160.001	M27*	25	51914.270.001
M6*	100	51914.060.001	M18*	50	51914.180.001	M30*	25	51914.300.001
M8*	100	51914.080.001	M20*	50	51914.200.001	M33*	10	51914.330.001
M10*	100	51914.100.001	M22*	25	51914.220.001	M36*	10	51914.360.001

55914 Podložka s nosem R49A

Materiál Nerezocel A4

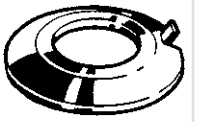

Pro nom. velikost	✉	Kód výrobku	Pro nom. velikost	✉	Kód výrobku	Pro nom. velikost	✉	Kód výrobku
M5*	100	55914.050.001	M14*	50	55914.140.001	M22*	25	55914.220.001
M6*	100	55914.060.001	M16*	50	55914.160.001	M24*	25	55914.240.001
M8*	100	55914.080.001	M18*	50	55914.180.001	M27*	25	55914.270.001
M10*	100	55914.100.001	M20*	50	55914.200.001	M30*	25	55914.300.001
M12*	50	55914.120.001						

Pojistný kroužek pro hřídele - normální typ

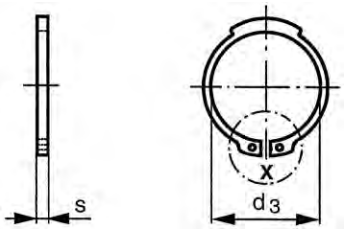

DIN	**471**
NF	E22-163
BS	3673-4



Technické údaje

Hřídel nom. velikosti d_1	Drážka d_2	Drážka m (H13)	Drážka n (min.)	Kroužek d_3	Kroužek d_4	Kroužek s
3	2.8	0.5	0.3	2.7	7	0.4
4	3.8	0.5	0.3	3.7	8.6	0.4
5	4.8	0.7	0.3	4.7	10.3	0.6
6	5.7	0.8	0.5	5.6	11.7	0.7
7	6.7	0.9	0.5	6.5	13.5	0.8
8	7.6	0.9	0.6	7.4	14.7	0.8
9	8.6	1.1	0.6	8.4	16	1
10	9.6	1.1	0.6	9.3	17	1
11	10.5	1.1	0.8	10.2	18	1
12	11.5	1.1	0.8	11	19	1
13	12.4	1.1	0.9	11.9	20.2	1
14	13.4	1.1	0.9	12.9	21.4	1
15	14.3	1.1	1.1	13.8	22.6	1
16	15.2	1.1	1.2	14.7	23.8	1
17	16.2	1.1	1.2	15.7	25	1
18	17	1.3	1.5	16.5	26.2	1.2
19	18	1.3	1.5	17.5	27.2	1.2
20	19	1.3	1.5	18.5	28.4	1.2
21	20	1.3	1.5	19.5	29.6	1.2
22	21	1.3	1.5	20.5	30.8	1.2
23 (≠DIN)	22	1.3	1.5	21.5	31	1.2
24	22.9	1.3	1.7	22.2	33.2	1.2
25	23.9	1.3	1.7	23.2	34.2	1.2
26	24.6	1.3	1.7	24.2	35.5	1.2
27 (≠DIN)	25.9	1.3	2.1	24.9	35.4	1.2
28	26.6	1.6	2.1	25.9	37.9	1.5
29	27.6	1.6	2.1	26.9	39.1	1.5
30	28.6	1.6	2.1	27.9	40.5	1.5
31 (≠DIN)	29.3	1.6	2.6	28.6	40.3	1.5
32	30.3	1.6	2.6	29.6	43	1.5
33 (≠DIN)	31.3	1.6	2.6	30.5	43.4	1.5
34	32.3	1.6	2.6	31.5	45.4	1.5
35	33	1.6	3	32.2	46.8	1.5
36	34	1.85	3	33.2	47.8	1.75
37 (≠DIN)	35	1.85	3	34.2	48	1.75
38	36	1.85	3	35.2	50.2	1.75
39 (≠DIN)	37	1.85	3	36	50.2	1.75
40	37.5	1.85	3.8	36.5	52.6	1.75
42	39.5	1.85	3.8	38.5	55.7	1.75
44 (≠DIN)	41.5	1.85	3.8	40.5	56	1.75
45	42.5	1.85	3.8	41.5	59.1	1.75
46	43.5	1.85	3.8	42.5	60.2	1.75
47 (≠DIN)	44.5	1.85	3.8	43.5	61.3	1.75
48	45.5	1.85	3.8	44.5	62.5	1.75
50	47	2.15	4.5	45.8	64.5	2
52	49	2.15	4.5	47.8	66.7	2
54 (≠DIN)	51	2.15	4.5	49.8	67	2
55	52	2.15	4.5	50.8	70.2	2
56	53	2.15	4.5	51.8	71.6	2
57 (≠DIN)	54	2.15	4.5	52.8	70	2
58	55	2.15	4.5	53.8	73.6	2
60	57	2.15	4.5	55.8	75.6	2
62	59	2.15	4.5	57.8	77.8	2
63	60	2.15	4.5	58.8	79	2
65	62	2.65	4.5	60.8	81.4	2.5
67 (≠DIN)	64	2.65	4.5	62.5	82	2.5
68	65	2.65	4.5	63.5	84.8	2.5

Technické údaje

Hřídel nom. velikosti d_1	Drážka d_2	Drážka m (H13)	Drážka n (min.)	Kroužek d_3	Kroužek d_4	Kroužek s
70	67	2.65	4.5	65.5	87	2.5
72	69	2.65	4.5	67.5	89.2	2.5
75	72	2.65	4.5	70.5	92.7	2.5
77 (≠DIN)	74	2.65	4.5	72.5	94	2.5
78	75	2.65	4.5	73.5	96.1	2.5
80	76.5	2.65	5.3	74.5	98.1	2.5
82	78.5	2.65	5.3	76.5	100.3	2.5
85	81.5	3.15	5.3	79.5	103.3	3
87 (≠DIN)	83.5	3.15	5.3	81.5	104	3
88	84.5	3.15	5.3	82.5	106.5	3
90	86.5	3.15	5.3	84.5	108.5	3
92 (≠DIN)	88.5	3.15	5.3	86.5	111	3
95	91.5	3.15	5.3	89.5	114.8	3
97 (≠DIN)	93.5	3.15	5.3	91.5	116	3
98 (≠DIN)	94.5	3.15	5.3	92.5	117	3
100	96.5	3.15	5.3	94.5	120.2	3
105	101	4.15	6	98	125.8	4
110	106	4.15	6	103	131.2	4
115	111	4.15	6	108	137.3	4
120	116	4.15	6	113	143.1	4
125	121	4.15	6	118	149	4
130	126	4.15	6	123	154.4	4
135	131	4.15	6	128	159.8	4
140	136	4.15	6	133	165.2	4
145	141	4.15	6	138	170.6	4
150	145	4.15	7.5	142	177.3	4
155	150	4.15	7.5	146	182.3	4
160	155	4.15	7.5	151	188	4
165	160	4.15	7.5	155.5	193.4	4
170	165	4.15	7.5	160.5	198.4	4
175	170	4.15	7.5	165.5	203.4	4
180	175	4.15	7.5	170.5	210	4
185	180	4.15	7.5	175.5	215	4
190	185	4.15	7.5	180.5	220	4
195	190	4.15	7.5	185.5	225	4
200	195	4.15	7.5	190.5	230	4
210	204	5.15	9	198	240	5
220	214	5.15	9	208	250	5
230	224	5.15	9	218	260	5
240	234	5.15	9	228	270	5
250	244	5.15	9	238	280	5
260	252	5.15	12	245	294	5
270	262	5.15	12	255	304	5
280	272	5.15	12	265	314	5
290	282	5.15	12	275	324	5
300	292	5.15	12	285	334	5

- V závislosti na dostupnosti lze dodat fosfátovaný typ. Těžký typ je k dispozici pouze na vyžádání.
- Upozornění: elektrolytické pokovení těchto produktů může způsobit vodíkovou křehkost.

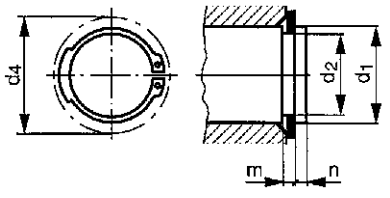

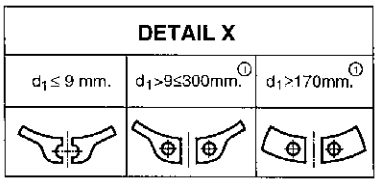

① Dle uvážení výrobce

Skupiny produktů

Materiál	Kód	Strana
Pružinová ocel	36000	7-121
NO	51435	7-121

36000 Pojistný kroužek pro hřídele - normální typ L07A

Materiál Pružinová ocel

Hřídel nom. velikosti d_1	✉	Kód výrobku	Hřídel nom. velikosti d_1	✉	Kód výrobku	Hřídel nom. velikosti d_1	✉	Kód výrobku
3MM	500	36000.003.001	38MM	100	36000.038.001	95MM	5	36000.095.001
4MM	500	36000.004.001	39MM	100	36000.039.001	97MM	5	36000.097.001
5MM	500	36000.005.001	40MM	50	36000.040.001	98MM	5	36000.098.001
6MM	500	36000.006.001	42MM	50	36000.042.001	100MM	5	36000.100.001
7MM	500	36000.007.001	44MM	50	36000.044.001	105MM	5	36000.105.001
8MM	250	36000.008.001	45MM	50	36000.045.001	110MM	5	36000.110.001
9MM	250	36000.009.001	46MM	50	36000.046.001	115MM	5	36000.115.001
10MM	250	36000.010.001	47MM	50	36000.047.001	120MM	5	36000.120.001
11MM	250	36000.011.001	48MM	50	36000.048.001	125MM	5	36000.125.001
12MM	250	36000.012.001	50MM	50	36000.050.001	130MM	5	36000.130.001
13MM	100	36000.013.001	52MM	50	36000.052.001	135MM	5	36000.135.001
14MM	100	36000.014.001	54MM	25	36000.054.001	140MM	5	36000.140.001
15MM	100	36000.015.001	55MM	25	36000.055.001	145MM	5	36000.145.001
16MM	100	36000.016.001	56MM	25	36000.056.001	150MM	3	36000.150.001
17MM	100	36000.017.001	57MM	25	36000.057.001	155MM	3	36000.155.001
18MM	100	36000.018.001	58MM	25	36000.058.001	160MM	3	36000.160.001
19MM	100	36000.019.001	60MM	25	36000.060.001	165MM	3	36000.165.001
20MM	100	36000.020.001	62MM	25	36000.062.001	170MM	3	36000.170.001
21MM	100	36000.021.001	63MM	25	36000.063.001	175MM	2	36000.175.001
22MM	100	36000.022.001	65MM	10	36000.065.001	180MM	2	36000.180.001
23MM	100	36000.023.001	67MM	10	36000.067.001	185MM	2	36000.185.001
24MM	100	36000.024.001	68MM	10	36000.068.001	190MM	2	36000.190.001
25MM	100	36000.025.001	70MM	10	36000.070.001	195MM	2	36000.195.001
26MM	100	36000.026.001	72MM	10	36000.072.001	200MM	2	36000.200.001
27MM	100	36000.027.001	75MM	10	36000.075.001	210MM	2	36000.210.001
28MM	100	36000.028.001	77MM	10	36000.077.001	220MM	2	36000.220.001
29MM	100	36000.029.001	78MM	10	36000.078.001	230MM	2	36000.230.001
30MM	100	36000.030.001	80MM	10	36000.080.001	240MM	2	36000.240.001
31MM	100	36000.031.001	82MM	10	36000.082.001	250MM	2	36000.250.001
32MM	100	36000.032.001	85MM	5	36000.085.001	260MM	2	36000.260.001
33MM	100	36000.033.001	87MM	5	36000.087.001	270MM	2	36000.270.001
34MM	100	36000.034.001	88MM	5	36000.088.001	280MM	2	36000.280.001
35MM	100	36000.035.001	90MM	5	36000.090.001	290MM	2	36000.290.001
36MM	100	36000.036.001	92MM	5	36000.092.001	300MM	2	36000.300.001
37MM	100	36000.037.001						

7

51435 Pojistný kroužek pro hřídele - normální typ R09A

Materiál Nerezocel **DIN** ≈471

Hřídel nom. velikosti d_1	✉	Kód výrobku	Hřídel nom. velikosti d_1	✉	Kód výrobku	Hřídel nom. velikosti d_1	✉	Kód výrobku
3MM*	200	51435.003.001	21MM	50	51435.021.001	45MM	10	51435.045.001
4MM	200	51435.004.001	22MM	50	51435.022.001	47MM	10	51435.047.001
5MM	200	51435.005.001	23MM	50	51435.023.001	48MM	10	51435.048.001
6MM	200	51435.006.001	24MM	50	51435.024.001	50MM	5	51435.050.001
7MM	200	51435.007.001	25MM	25	51435.025.001	52MM	5	51435.052.001
8MM	100	51435.008.001	26MM	25	51435.026.001	55MM	5	51435.055.001
9MM	100	51435.009.001	27MM	25	51435.027.001	60MM	5	51435.060.001
10MM	100	51435.010.001	28MM	25	51435.028.001	65MM	5	51435.065.001
11MM	100	51435.011.001	29MM*	50	51435.029.001	70MM	5	51435.070.001
12MM	100	51435.012.001	30MM	25	51435.030.001	75MM	5	51435.075.001
13MM	50	51435.013.001	32MM	25	51435.032.001	80MM	5	51435.080.001
14MM	50	51435.014.001	34MM	25	51435.034.001	85MM	1	51435.085.001
15MM	50	51435.015.001	35MM	25	51435.035.001	90MM	1	51435.090.001
16MM	50	51435.016.001	36MM	25	51435.036.001	95MM	1	51435.095.001
17MM	50	51435.017.001	38MM	25	51435.038.001	100MM	1	51435.100.001
18MM	50	51435.018.001	39MM*	25	51435.039.001	105MM*	10	51435.105.001
19MM	50	51435.019.001	40MM	10	51435.040.001	110MM*	10	51435.110.001
20MM	50	51435.020.001	42MM	10	51435.042.001	120MM*	10	51435.120.001

- Nerezové pojistné kroužky jsou vyrobeny z martenzitické nerezové ocele.
- Pro montáž je vhodné použít montážní kleště s dorazem pro vymezení roztažení pojistného kroužku.
- Dále je doporučeno aplikovat minimální sevření na hřídeli či pouzdře, pokud to aplikace dovoluje.
- Také se vyhněte kantaktu s tekutinami obsahujícími chlorid (čistící prostředky), omezíte tak riziko vzniku korozního praskání.

Pojistný kroužek pro náboje - normální typ

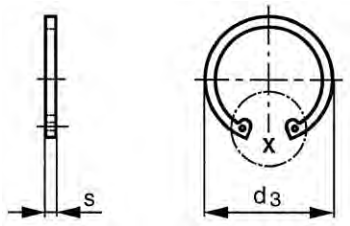

DIN	**472**
NF	E22-165
BS	3673-4

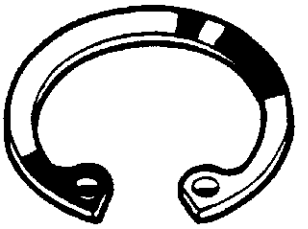

Technické údaje

Vystružená díra nom. velikosti d_1	Drážka d_2	Drážka m (H13)	Drážka n (min.)	Kroužek d_3	Kroužek d_4	Kroužek s
8	8.4	0.9	0.6	8.7	3	0.8
9	9.4	0.9	0.6	9.8	3.7	0.8
10	10.4	1.1	0.6	10.8	3.3	1
11	11.4	1.1	0.6	11.8	4.1	1
12	12.5	1.1	0.8	13	4.9	1
13	13.6	1.1	0.9	14.1	5.4	1
14	14.6	1.1	0.9	15.1	6.2	1
15	15.7	1.1	1.1	16.2	7.2	1
16	16.8	1.1	1.2	17.3	8	1
17	17.8	1.1	1.2	18.3	8.8	1
18	19	1.1	1.5	19.5	9.4	1
19	20	1.1	1.5	20.5	10.4	1
20	21	1.1	1.5	21.5	11.2	1
21	22	1.1	1.5	22.5	12.2	1
22	23	1.1	1.5	23.5	13.2	1
23 (≠DIN)	24.1	1.3	1.7	24.6	15.4	1.2
24	25.2	1.3	1.8	25.9	14.8	1.2
25	26.2	1.3	1.8	26.9	15.5	1.2
26	27.2	1.3	1.8	27.9	16.1	1.2
27 (≠DIN)	28.4	1.3	2.1	29.1	18.2	1.2
28	29.4	1.3	2.1	30.1	17.9	1.2
29 (≠DIN)	30.4	1.3	2.1	31.1	19.6	1.2
30	31.4	1.3	2.1	32.1	19.9	1.2
31	32.7	1.3	2.6	33.4	20	1.2
32	33.7	1.3	2.6	34.4	20.6	1.2
33 (≠DIN)	34.7	1.3	2.6	35.5	22.2	1.2
34	35.7	1.6	2.6	36.5	22.6	1.5
35	37	1.6	3	37.8	23.6	1.5
36	38	1.6	3	38.8	24.6	1.5
37	39	1.6	3	39.8	25.4	1.5
38	40	1.6	3	40.8	26.4	1.5
39 (≠DIN)	41	1.6	3	42	28.6	1.5
40	42.5	1.85	3.8	43.5	27.8	1.75
41 (≠DIN)	43.5	1.85	3.8	44.5	29	1.75
42	44.5	1.85	3.8	45.5	29.6	1.75
43 (≠DIN)	45.5	1.85	3.8	46.5	-	1.75
44 (≠DIN)	46.5	1.85	3.8	47.5	32	1.75
45	47.5	1.85	3.8	48.5	32	1.75
46 (≠DIN)	48.5	1.85	3.8	49.5	34.6	1.75
47	49.5	1.85	3.8	50.5	33.5	1.75
48	50.5	1.85	3.8	51.5	34.5	1.75
50	53	2.15	4.5	54.2	36.3	2
52	55	2.15	4.5	56.2	37.9	2
53 (≠DIN)	56	2.15	4.5	57.2	40	2
54	57	2.15	4.5	58.2	41	2
55	58	2.15	4.5	59.2	40.7	2
56	59	2.15	4.5	60.2	41.7	2
57 (≠DIN)	60	2.15	4.5	61.2	44	2
58	61	2.15	4.5	62.2	43.5	2
60	63	2.15	4.5	64.2	44.7	2
62	65	2.15	4.5	66.2	46.7	2
63	66	2.15	4.5	67.2	47.7	2
64 (≠DIN)	67	2.65	4.5	68.2	48.7	2
65	68	2.65	4.5	69.2	49	2.5
67 (≠DIN)	70	2.65	4.5	71.5	52	2.5
68	71	2.65	4.5	72.5	51.6	2.5
70	73	2.65	4.5	74.5	53.6	2.5

Nářadí, ochranné pomůcky a nástroje pro obrábění kovů, vše na www.fabory.com.

Technické údaje

Vystružená díra nom. velikosti d_1	Drážka d_2	Drážka m (H13)	Drážka n (min.)	Kroužek d_3	Kroužek d_4	Kroužek s
72	75	2.65	4.5	76.5	55.6	2.5
75	78	2.65	4.5	79.5	58.6	2.5
77 (≠DIN)	80	2.65	4.5	81.5	62	2.5
78	81	2.65	4.5	82.5	60.1	2.5
80	83.5	2.65	5.3	85.5	62.1	2.5
82	85.5	2.65	5.3	87.5	64.1	2.5
85	88.5	3.15	5.3	90.5	66.9	3
87 (≠DIN)	90.5	3.15	5.3	92.5	69.8	3
88	91.5	3.15	5.3	93.5	69.9	3
90	93.5	3.15	5.3	95.5	71.9	3
92	95.5	3.15	5.3	97.5	73.3	3
95	98.5	3.15	5.3	100.5	76.5	3
97 (≠DIN)	100.5	3.15	5.3	102.5	79.4	3
98	101.5	3.15	5.3	103.5	79	3
100	103.5	3.15	5.3	105.5	80.6	3
102	106	4.15	6	108	82	4
105	109	4.15	6	112	85	4
108	112	4.15	6	115	88	4
110	114	4.15	6	117	88.2	4
112	116	4.15	6	119	90	4
115	119	4.15	6	122	93	4
117 (≠DIN)	121	4.15	6	124	97	4
120	124	4.15	6	127	96.9	4
125	129	4.15	6	132	101.9	4
130	134	4.15	6	137	106.9	4
135	139	4.15	6	142	111.5	4
140	144	4.15	6	147	116.5	4
145	149	4.15	6	152	121	4
150	155	4.15	7.5	158	124.8	4
155	160	4.15	7.5	164	129.8	4
160	165	4.15	7.5	169	132.7	4
165	170	4.15	7.5	174.5	137.7	4
170	175	4.15	7.5	179.5	141.6	4
172 (≠DIN)	177	4.15	7.5	181.5	-	4
175	180	4.15	7.5	184.5	146.6	4
180	185	4.15	7.5	189.5	150.2	4
185	190	4.15	7.5	194.5	155.2	4
188 (≠DIN)	193	4.15	7.5	197.5	-	4
190	195	4.15	7.5	199.5	160.2	4
195	200	4.15	7.5	204.5	165.2	4
200	205	4.15	7.5	209.5	170.2	4
210	216	5.15	9	222	180.2	5
215 (≠DIN)	221	5.15	9	227	-	5
220	226	5.15	9	232	190.2	5
225 (≠DIN)	231	5.15	9	237	-	5
230	236	5.15	9	242	200.2	5
240	246	5.15	9	252	210.2	5
250	256	5.15	9	262	220.2	5
260	268	5.15	12	275	226	5
270 (≠DIN)	278	5.15	12	285	-	5
275 (≠DIN)	283	5.15	12	290	241	5
280	288	5.15	12	295	246	5
290	298	5.15	12	305	256	5
300	308	5.15	12	315	266	5

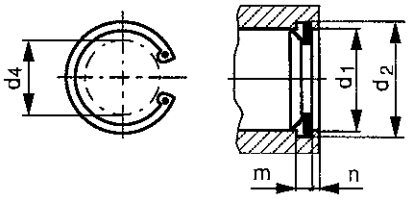

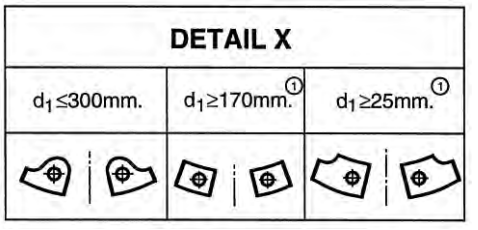

① Dle uvážení výrobce

Skupiny produktů

Materiál	Kód	Strana
Pružinová ocel EN 10132-4	36050	7-124
NO	51437	7-124

36050 Pojistný kroužek pro náboje - normální typ L07A

Materiál Pružinová ocel EN 10132-4

Vystružená díra nom. velikosti d_1	✉	Kód výrobku	Vystružená díra nom. velikosti d_1	✉	Kód výrobku	Vystružená díra nom. velikosti d_1	✉	Kód výrobku
8MM	250	36050.008.001	45MM	50	36050.045.001	108MM	5	36050.108.001
9MM	250	36050.009.001	46MM	50	36050.046.001	110MM	5	36050.110.001
10MM	250	36050.010.001	47MM	50	36050.047.001	112MM	5	36050.112.001
11MM	250	36050.011.001	48MM	50	36050.048.001	115MM	5	36050.115.001
12MM	250	36050.012.001	50MM	50	36050.050.001	117MM	5	36050.117.001
13MM	100	36050.013.001	52MM	50	36050.052.001	120MM	5	36050.120.001
14MM	100	36050.014.001	53MM	25	36050.053.001	125MM	5	36050.125.001
15MM	100	36050.015.001	54MM	25	36050.054.001	130MM	5	36050.130.001
16MM	100	36050.016.001	55MM	25	36050.055.001	135MM	5	36050.135.001
17MM	100	36050.017.001	56MM	25	36050.056.001	140MM	5	36050.140.001
18MM	100	36050.018.001	57MM	25	36050.057.001	145MM	5	36050.145.001
19MM	100	36050.019.001	58MM	25	36050.058.001	150MM	3	36050.150.001
20MM	100	36050.020.001	60MM	25	36050.060.001	155MM	3	36050.155.001
21MM	100	36050.021.001	62MM	25	36050.062.001	160MM	3	36050.160.001
22MM	100	36050.022.001	63MM	25	36050.063.001	165MM	3	36050.165.001
23MM	100	36050.023.001	64MM	25	36050.064.001	170MM	3	36050.170.001
24MM	100	36050.024.001	65MM	10	36050.065.001	172MM	3	36050.172.001
25MM	100	36050.025.001	67MM	10	36050.067.001	175MM	2	36050.175.001
26MM	100	36050.026.001	68MM	10	36050.068.001	180MM	2	36050.180.001
27MM	100	36050.027.001	70MM	10	36050.070.001	185MM	2	36050.185.001
28MM	100	36050.028.001	72MM	10	36050.072.001	190MM	2	36050.190.001
29MM	100	36050.029.001	75MM	10	36050.075.001	195MM	2	36050.195.001
30MM	100	36050.030.001	77MM	10	36050.077.001	200MM	2	36050.200.001
31MM	100	36050.031.001	78MM	10	36050.078.001	210MM	2	36050.210.001
32MM	100	36050.032.001	80MM	10	36050.080.001	215MM	2	36050.215.001
33MM	100	36050.033.001	82MM	10	36050.082.001	220MM	2	36050.220.001
34MM	100	36050.034.001	85MM	5	36050.085.001	225MM	2	36050.225.001
35MM	100	36050.035.001	87MM	5	36050.087.001	230MM	2	36050.230.001
36MM	100	36050.036.001	88MM	5	36050.088.001	240MM	2	36050.240.001
37MM	100	36050.037.001	90MM	5	36050.090.001	250MM	2	36050.250.001
38MM	100	36050.038.001	92MM	5	36050.092.001	260MM	2	36050.260.001
39MM	100	36050.039.001	95MM	5	36050.095.001	270MM	2	36050.270.001
40MM	50	36050.040.001	97MM	5	36050.097.001	275MM	2	36050.275.001
41MM	50	36050.041.001	98MM	5	36050.098.001	280MM	2	36050.280.001
42MM	50	36050.042.001	100MM	5	36050.100.001	290MM	2	36050.290.001
43MM	50	36050.043.001	102MM	5	36050.102.001	300MM	2	36050.300.001
44MM	50	36050.044.001	105MM	5	36050.105.001			

- V závislosti na dostupnosti lze dodat fosfátovaný typ. Těžký typ je k dispozici pouze na vyžádání.
- Upozornění: elektrolytické pokovení těchto produktů může způsobit vodíkovou křehkost.

51437 Pojistný kroužek pro náboje - normální typ R09A

Materiál Nerezocel **DIN** ≈472

Vystružená díra nom. velikosti d_1	✉	Kód výrobku	Vystružená díra nom. velikosti d_1	✉	Kód výrobku	Vystružená díra nom. velikosti d_1	✉	Kód výrobku
8MM	100	51437.008.001	23MM	50	51437.023.001	38MM	25	51437.038.001
9MM	100	51437.009.001	24MM	50	51437.024.001	39MM	25	51437.039.001
10MM	100	51437.010.001	25MM	25	51437.025.001	40MM	10	51437.040.001
11MM	100	51437.011.001	26MM	25	51437.026.001	41MM*	25	51437.041.001
12MM	100	51437.012.001	27MM	25	51437.027.001	42MM	10	51437.042.001
13MM	50	51437.013.001	28MM	25	51437.028.001	43MM*	25	51437.043.001
14MM	50	51437.014.001	29MM	25	51437.029.001	44MM*	25	51437.044.001
15MM	50	51437.015.001	30MM	25	51437.030.001	45MM	10	51437.045.001
16MM	50	51437.016.001	31MM*	25	51437.031.001	47MM	10	51437.047.001
17MM	50	51437.017.001	32MM	25	51437.032.001	48MM	10	51437.048.001
18MM	50	51437.018.001	33MM	25	51437.033.001	50MM	5	51437.050.001
19MM	50	51437.019.001	34MM	25	51437.034.001	52MM	5	51437.052.001
20MM	50	51437.020.001	35MM	25	51437.035.001	55MM	5	51437.055.001
21MM	50	51437.021.001	36MM	25	51437.036.001	58MM	5	51437.058.001
22MM	50	51437.022.001	37MM	25	51437.037.001	60MM	5	51437.060.001

51437	Pojistný kroužek pro náboje - normální typ								←
Vystružená díra nom. velikosti d_1	✉	Kód výrobku	Vystružená díra nom. velikosti d_1	✉	Kód výrobku	Vystružená díra nom. velikosti d_1	✉	Kód výrobku
62MM	5	51437.062.001	75MM	5	51437.075.001	100MM	1	51437.100.001
65MM	5	51437.065.001	80MM	5	51437.080.001	105MM*	10	51437.105.001
68MM	5	51437.068.001	85MM	1	51437.085.001	110MM*	10	51437.110.001
70MM	5	51437.070.001	90MM	1	51437.090.001	112MM*	10	51437.112.001
72MM	5	51437.072.001	95MM	1	51437.095.001	140MM*	10	51437.140.001

- Nerezové pojistné kroužky jsou vyrobeny z martenzitické nerezové ocele.
- Pro montáž je vhodné použít montážní kleště s dorazem pro vymezení roztažení pojistného kroužku.
- Dále je doporučeno aplikovat minimální sevření na hřídeli či pouzdře, pokud to aplikace dovoluje.
- Také se vyhněte kantaktu s tekutinami obsahujícími chlorid (čistící prostředky), omezíte tak riziko vzniku korozního praskání.

Pojistný třmenový kroužek

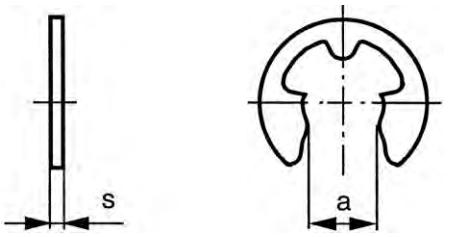

DIN **6799**
BS 3673-2

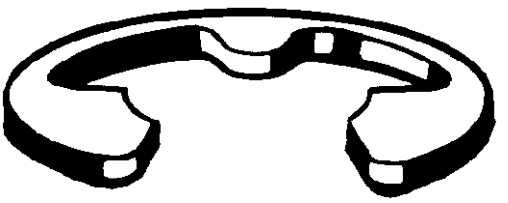

Technické údaje

Drážka nom. velikosti d_2 (h11)	Drážka m	Drážka n (min.)	Ring a	Kroužek d_3 (max.)	Kroužek s	Průměr d_1
1.2	0.34	0.6	1.01	3.25	0.3	1.4-2
1.5	0.44	0.8	1.28	4.25	0.4	2-2.5
1.9	0.54	1	1.61	4.8	0.5	2.5-3
2.3	0.64	1	1.94	6.3	0.6	3-4
3.2	0.64	1	2.7	7.3	0.6	4-5
4	0.74	1.2	3.34	9.3	0.7	5-7
5	0.74	1.2	4.11	11.3	0.7	6-8
6	0.74	1.2	5.26	12.3	0.7	7-9
7	0.94	1.5	5.84	14.3	0.9	8-11
8	1.05	1.8	6.52	16.3	1	9-12
9	1.15	2	7.63	18.8	1.1	10-14
10	1.25	2	8.32	20.4	1.2	11-15
12	1.35	2.5	10.45	23.4	1.3	13-18
15	1.55	3	12.61	29.4	1.5	16-24
19	1.8	3.5	15.92	37.6	1.75	20-31
24	2.05	4	21.88	44.6	2	25-38

- V závislosti na dostupnosti lze dodat fosfátovaný typ.

Údaje o montáži

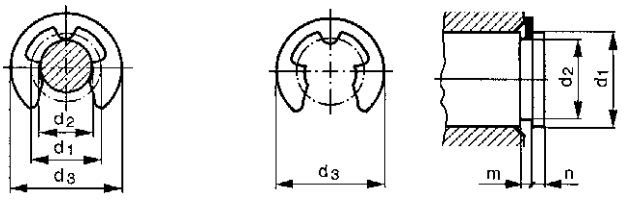

Skupiny produktů

Materiál	Kód	Strana
Pružinová ocel 460-580 HV	36200	7-126
NO	51440	7-126

36200 Pojistný třmenový kroužek L07A

Materiál Pružinová ocel 460-580 HV

Drážka nom. velikosti d_2 (h11)	✉	Kód výrobku	Drážka nom. velikosti d_2 (h11)	✉	Kód výrobku	Drážka nom. velikosti d_2 (h11)	✉	Kód výrobku
1,2MM	500	36200.012.001	5MM	500	36200.050.001	10MM	250	36200.100.001
1,5MM	500	36200.015.001	6MM	500	36200.060.001	12MM	100	36200.120.001
1,9MM	500	36200.019.001	7MM	250	36200.070.001	15MM	100	36200.150.001
2,3MM	500	36200.023.001	8MM	250	36200.080.001	19MM	100	36200.190.001
3,2MM	500	36200.032.001	9MM	250	36200.090.001	24MM	100	36200.240.001
4MM	500	36200.040.001						

- UPOZORNĚNÍ: Elektrolytické pokovení těchto produktů může způsobit vodíkovou křehkost.

51440 Pojistný třmenový kroužek R09A

Materiál Nerezocel

Drážka nom. velikosti d_2 (h11)	✉	Kód výrobku	Drážka nom. velikosti d_2 (h11)	✉	Kód výrobku	Drážka nom. velikosti d_2 (h11)	✉	Kód výrobku
1,2MM	500	51440.012.001	5MM	250	51440.050.001	10MM	100	51440.100.001
1,5MM	500	51440.015.001	6MM	250	51440.060.001	12MM	100	51440.120.001
1,9MM	500	51440.019.001	7MM	250	51440.070.001	15MM	100	51440.150.001
2,3MM	250	51440.023.001	8MM	250	51440.080.001	19MM	100	51440.190.001
3,2MM	250	51440.032.001	9MM	100	51440.090.001	24MM	100	51440.240.001
4MM	250	51440.040.001						

Pojistný kroužek pro hřídele

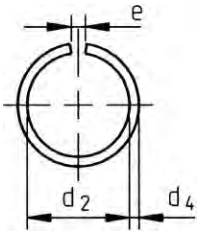

DIN 7993 A

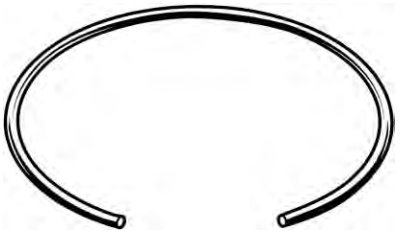

Technické údaje

Hřídel nom. velikosti d_1	d_2	d_3	d_4	e ≈	r
6	5.1	5.2	0.8	1	0.5
8	7.1	7.2	0.8	2	0.5
10	9.1	9.2	0.8	2	0.5
12	10.8	11	1	3	0.6
14	12.8	13	1	3	0.6
16	14.2	14.4	1.6	3	0.9
20	17.7	18	2	3	1.1
22	19.7	20	2	3	1.1
24	21.7	22	2	3	1.1
25	22.7	23	2	3	1.1
26	23.7	24	2	3	1.1
28	25.7	26	2	3	1.1
30	27.7	28	2	3	1.1
32	29.1	29.5	2.5	4	1.4
35	32.1	32.5	2.5	4	1.4
38	35.1	35.5	2.5	4	1.4
40	37.1	37.5	2.5	4	1.4
45	42	42.5	2.5	4	1.4
48	45	45.5	2.5	4	1.4
50	47	47.5	2.5	4	1.4
55	51.1	51.8	3.2	4	1.8
60	56.1	56.8	3.2	4	1.8
65	61.1	61.8	3.2	4	1.8
70	66	66.8	3.2	5	1.8
75	71	71.8	3.2	5	1.8

Technické údaje

Hřídel nom. velikosti d_1	d_2	d_3	d_4	e ≈	r
80	76	76.8	3.2	5	1.8
85	81	81.8	3.2	5	1.8
90	86	86.8	3.2	5	1.8
105	100.8	101.8	3.2	5	1.8
110	105.8	106.8	3.2	5	1.8
120	115.8	116.8	3.2	5	1.8

Montážní postup

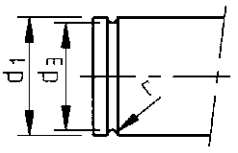

36215 **Pojistný kroužek pro hřídele** **L07A**

Materiál Pružinová ocel

Hřídel nom. velikosti d_1	✉	Kód výrobku	Hřídel nom. velikosti d_1	✉	Kód výrobku	Hřídel nom. velikosti d_1	✉	Kód výrobku
6MM	250	36215.006.001	28MM	100	36215.028.001	60MM	25	36215.060.001
8MM	100	36215.008.001	30MM	100	36215.030.001	65MM	10	36215.065.001
10MM	250	36215.010.001	32MM	100	36215.032.001	70MM	10	36215.070.001
12MM	250	36215.012.001	35MM	100	36215.035.001	75MM	10	36215.075.001
14MM	100	36215.014.001	38MM	100	36215.038.001	80MM	10	36215.080.001
16MM	100	36215.016.001	40MM	50	36215.040.001	85MM	5	36215.085.001
20MM	100	36215.020.001	45MM	50	36215.045.001	90MM	5	36215.090.001
22MM	100	36215.022.001	48MM	50	36215.048.001	105MM	5	36215.105.001
24MM	100	36215.024.001	50MM	50	36215.050.001	110MM	5	36215.110.001
25MM	100	36215.025.001	55MM	25	36215.055.001	120MM	5	36215.120.001
26MM	100	36215.026.001						

- UPOZORNĚNÍ: Elektrolytické pokovení těchto produktů může způsobit vodíkovou křehkost.

Fixační hřídelová podložka s nerez krytkou typ A

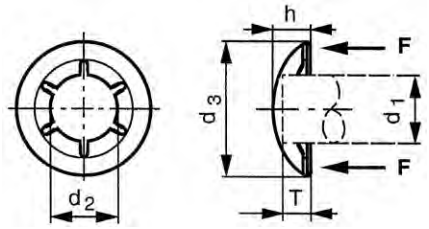

Technické údaje

Pro Hřídel d_1 (h11)	d_2 (max.)	d_3	F-1	h	T (max.)
2	1.84	10.6	200	3	2.5
3	2.81	10.6	200	3	2.5
4	3.8	12.4	400	3.8	3
5	4.74	12.4	400	3.8	3
6	5.7	16.2	800	5	4
8	7.66	16.2	800	5	4
10	9.74	19.7	1 000	5.9	4.5
12	11.62	26	2 500	7.5	6
13	12.64	26	2 500	7.5	6
14	13.65	29.4	2 500	9	7
15	14.68	39.4	2 500	9	7
16	15.53	29.4	2 500	9	7
17	16.78	29.4	2 500	9	7
19	18.68	38.2	3 500	11.7	8.7
20	19.63	38.2	3 500	11.7	8.7
25	24.63	43.4	3 850	13.75	9.5

- F-1 = přípustné zatížení v N (dřík St 37).

Skupiny produktů

Materiál	Povrchová úprava	Kód	Strana
Pružinová ocel	Pokovené bronzem a lakované	36233	7-128
NO		51446	7-128

36233 Fixační hřídelová podložka s nerez krytkou typ A — L07B

Materiál Pružinová ocel
Povrchová úprava Pokovené bronzem a lakované

Pro Hřídel d_1	✉	Kód výrobku	Pro Hřídel d_1	✉	Kód výrobku	Pro Hřídel d_1	✉	Kód výrobku
3MM	250	36233.030.001	6MM	250	36233.060.001	12MM	250	36233.120.001
4MM	250	36233.040.001	8MM	250	36233.080.001	16MM	100	36233.160.001
5MM	250	36233.050.001	10MM	250	36233.100.001	20MM	100	36233.200.001

51446 Fixační hřídelová podložka s nerez krytkou typ A — R09A

Materiál Nerezocel

Pro Hřídel d_1	✉	Kód výrobku	Pro Hřídel d_1	✉	Kód výrobku	Pro Hřídel d_1	✉	Kód výrobku
3MM	100	51446.030.001	6MM	100	51446.060.001	12MM	100	51446.120.001
4MM	100	51446.040.001	8MM	100	51446.080.001	14MM	100	51446.140.001
5MM	100	51446.050.001	10MM	100	51446.100.001			

Fixační hřídelová podložka s ocelovou pozinkovanou krytkou typ 4A

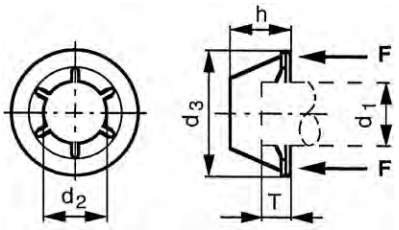

Technické údaje

Pro Hřídel d_1 (h11)	d_2 (max.)	d_3	F-1	h	T (max.)
4	3.8	12.3	400	5.7	5.3
5	4.74	12.3	400	5.7	5.3
6	5.7	16.2	800	7.2	6.7
8	7.66	16.2	800	7.2	6.7
10	9.74	19.7	1 000	8.1	7.8

- F-1 = přípustné zatížení v N (dřík St 37).

36239 **Fixační hřídelová podložka s ocelovou pozinkovanou krytkou typ 4A** **L07B**

Materiál Pružinová ocel
Povrchová úprava Pokovené bronzem a lakované

Pro Hřídel d_1	✉	Kód výrobku	Pro Hřídel d_1	✉	Kód výrobku	Pro Hřídel d_1	✉	Kód výrobku
4MM	250	36239.040.001	6MM	250	36239.060.001	10MM	250	36239.100.001
5MM	250	36239.050.001	8MM	250	36239.080.001			

- UPOZORNĚNÍ: Elektrolytické pokovení těchto produktů může způsobit vodíkovou křehkost.

Nástroj k montáži fixačních podložek

- Aplikace s magnetickými ferulemi, skupiny výrobků 36251 a 36252.

36250 **Univerzální nástroj pro fixační podložky** **L07B**

Typ	✉	Kód výrobku
HANDLE	1	36250.001.770

Magnetická ferule

Skupiny produktů

	Kód	Strana
Magnetická assembly ferrule	36251	7-130
Magnetická assembly ferrule	36252	7-130

36251 Magnetická ferule L07B

Typ	✉	Kód výrobku	Typ	✉	Kód výrobku	Typ	✉	Kód výrobku
1,6-3,2MM	1	36251.016.032	9,0-11,0MM	1	36251.090.110	18,0-23,0MM	1	36251.180.230
4,0-5,0MM	1	36251.040.050	12,0-13,0MM	1	36251.120.130	24,0-25,0MM	1	36251.240.250
6,0-8,0MM	1	36251.060.080	14,0-17,0MM	1	36251.140.170			

- Vhodné k montáži fixačních podložek pro hřídele bez krytky, vyrobené z pružinové oceli.
- Aplikace s nástrojem, skupina výrobků 36250.
- Hřídel 6,0-8,0 mm: Vhodné rovněž pro fixační podložky pro hřídele s krytkou, typ 4A, vyrobené z pružinové oceli a nerez oceli: 4,0 mm - 5,0 mm.
- Hřídel 9,0-11,0 mm: Vhodné rovněž pro fixační podložky pro hřídele s krytkou, typ 4A, vyrobené z pružinové oceli a nerez oceli: 6,0 mm - 9,0 mm.
- Hřídel 12,0-13,0 mm: Vhodné rovněž pro fixační podložky pro hřídele s krytkou, typ 4A, vyrobené z pružinové oceli a nerez oceli: 10,0 mm - 11,0 mm.

36252 Magnetická ferule L07B

Typ	✉	Kód výrobku	Typ	✉	Kód výrobku	Typ	✉	Kód výrobku
1,6-3,2MM	1	36252.016.032	9,0-11,0MM	1	36252.090.110	14,0-17,0MM	1	36252.140.170
4,0-5,0MM	1	36252.040.050	12,0-13,0MM	1	36252.120.130	18,0-22,0MM	1	36252.180.220
6,0-8,0MM	1	36252.060.080						

- Vhodné rovněž pro fixační podložky pro hřídele s krytkou, typ 4A, vyrobené z pružinové oceli a/nebo nerez oceli.
- Aplikace s nástrojem, skupina výrobků 36250.

Fixační podložka pro hřídele (bez krytky)

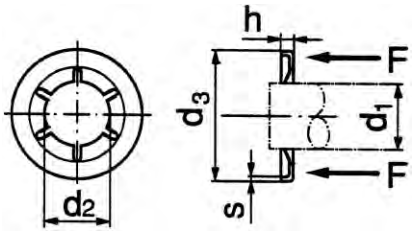



Technické údaje

Pro Hřídel d_1 (h11)	d_2 (max.)	d_3	F-1	h	s
2	1.84	9.7	200	1.3	0.2
3	2.81	9.7	200	1.3	0.2
4	3.8	11.5	400	1.3	0.2
5	4.74	11.5	400	1.3	0.2
6	5.7	15.3	800	1.3	0.25
6.35	6.08	15.3	800	1.3	0.25
7	6.72	15.3	800	1.3	0.25
8	7.66	15.3	800	1.3	0.25
9	8.75	18.4	1 000	1.9	0.3
10	9.74	18.4	1 000	1.9	0.3
11	10.76	18.4	1 000	1.9	0.3
12	11.62	25	2 500	2.3	0.4
13	12.64	25	2 500	2.3	0.4
14	13.66	28.2	2 500	2.3	0.4
15	14.68	28.2	2 500	2.3	0.4
16	15.53	28.2	2 500	2.3	0.4
17	16.68	28.2	2 500	2.3	0.4
18	17.62	36.6	3 500	3	0.4
19	18.69	36.6	3 850	3	0.4
20	19.63	36.6	3 850	3	0.4
24	23.66	41.4	3 850	3.2	0.5
25	24.63	41.4	3 850	3.2	0.5

- F-1 = přípustné zatížení v N (dřík St 37).

Skupiny produktů

Materiál	Povrchová úprava	Kód	Strana
Pružinová ocel	Pokovené bronzem a lakované	36230	7-131
NO		51445	7-132

36230 Fixační podložka pro hřídele (bez krytky) L07B

Materiál Pružinová ocel
Povrchová úprava Pokovené bronzem a lakované

Pro Hřídel d_1	✉	Kód výrobku	Pro Hřídel d_1	✉	Kód výrobku	Pro Hřídel d_1	✉	Kód výrobku
2MM	500	36230.020.001	9MM	250	36230.090.001	16MM	100	36230.160.001
3MM	500	36230.030.001	10MM	250	36230.100.001	17MM	100	36230.170.001
4MM	500	36230.040.001	11MM	250	36230.110.001	18MM	100	36230.180.001
5MM	500	36230.050.001	12MM	250	36230.120.001	19MM	100	36230.190.001
6MM	500	36230.060.001	13MM	100	36230.130.001	20MM	100	36230.200.001
6,35MM	500	36230.063.501	14MM	100	36230.140.001	24MM	50	36230.240.001
7MM	250	36230.070.001	15MM	100	36230.150.001	25MM	50	36230.250.001
8MM	250	36230.080.001						

- UPOZORNĚNÍ: Elektrolytické pokovení těchto produktů může způsobit vodíkovou křehkost.

51445	Fixační podložka pro hřídele (bez krytky)	R09A

Materiál Nerezocel

Pro Hřídel d_1	✉	Kód výrobku	Pro Hřídel d_1	✉	Kód výrobku	Pro Hřídel d_1	✉	Kód výrobku
3MM	100	51445.030.001	6MM	100	51445.060.001	10MM	100	51445.100.001
4MM	100	51445.040.001	8MM	100	51445.080.001	12MM	100	51445.120.001
5MM	100	51445.050.001						

SL Svorka pro šrouby a hřídele

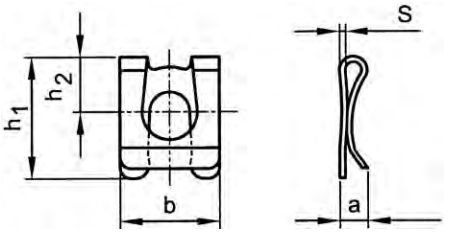

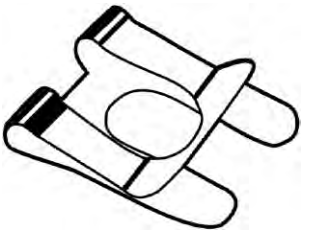

Technické údaje

Hřídel nom. velikosti d_1	a	b	d_2 (h11)	h_1	h_2	m	n	s	z
4	2.2	7	3.2	8.5	4	0.64	2	0.3	0.5
5	2.7	9	4	10.8	5	0.74	2.5	0.35	0.5
6	3.2	11	5	14	6	0.74	3	0.4	0.75
8	3.7	14	6	17.5	8	0.94	3.5	0.45	1
10	4.7	18	8	22	10	1.05	4.5	0.5	1
12	5.5	22	9	26	12	11.5	5	0.5	1.25
14	5.7	25	10	30	13.5	1.25	5.5	0.6	1.5
16	6.8	28	12	34.5	16	1.35	6	0.6	1.5

Údaje o montáži / Příklad použití

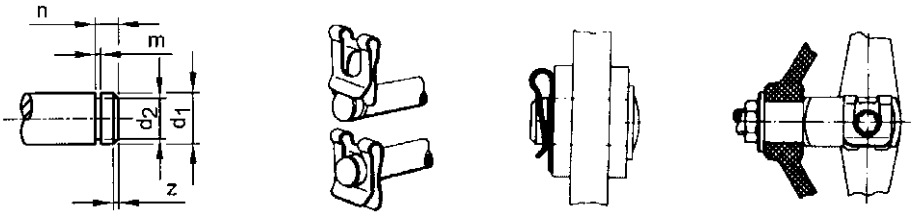

36265	SL Svorka pro šrouby a hřídele	L07A

Materiál Pružinová ocel
Povrchová úprava Pozinkované

Hřídel nom. velikosti d_1	✉	Kód výrobku	Hřídel nom. velikosti d_1	✉	Kód výrobku	Hřídel nom. velikosti d_1	✉	Kód výrobku
4MM	500	36265.040.001	8MM	200	36265.080.001	14MM	100	36265.140.001
5MM	500	36265.050.001	10MM	200	36265.100.001	16MM	100	36265.160.001
6MM	500	36265.060.001	12MM	200	36265.120.001			

Stavěcí svorkový kroužek se šroubem s vnitřním šestihranem

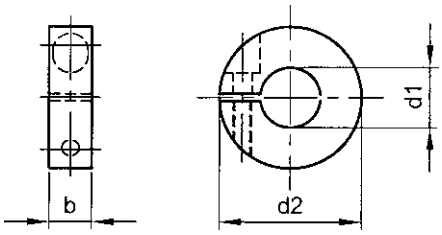

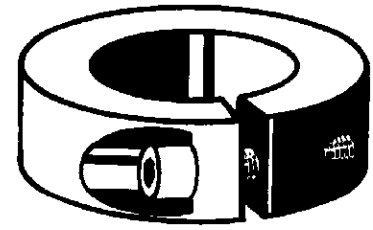

Technické údaje

d_1	b	d_2	Rozměr šroubu	d_1	b	d_2	Rozměr šroubu
8	10	25	M4x15	25	12	50	M5x20
10	10	32	M4x15	30	12	56	M5x20
12	10	32	M4x15	35	12	63	M5x20
15	12	40	M5x20	40	14	70	M6x20
16	12	40	M5x20	45	14	80	M6x20
20	12	45	M5x20	50	14	80	M6x20

- Speciální vlastnosti stavěcích svorkových kroužků:
- Jednoduchá montáž, nízké zatížení hřídele.
- Kompenzace tolerančních odchylek hřídele.
- Snadná demontáž a přesná přestavitelnost.
- Jelikož během utahování nedochází ke změně tvaru kovu, zůstává hřídel nepoškozen.
- Rovnoměrné rozložení svěrné síly po celém obvodu.

37840 **Stavěcí svorkový kroužek se šroubem s vnitřním šestihranem** **L07F**

Materiál Automatová ocel

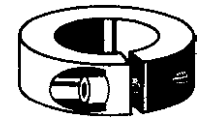

d_1 x d_2 x b	✉	Kód výrobku	d_1 x d_2 x b	✉	Kód výrobku	d_1 x d_2 x b	✉	Kód výrobku
8X25X10MM	10	37840.080.001	16X40X12MM	5	37840.160.001	35X63X12MM	2	37840.350.001
10X32X10MM	10	37840.100.001	20X45X12MM	5	37840.200.001	40X70X14MM	2	37840.400.001
12X32X10MM	5	37840.120.001	25X50X12MM	5	37840.250.001	45X80X14MM	2	37840.450.001
15X40X12MM	5	37840.150.001	30X56X12MM	5	37840.300.001	50X80X14MM	2	37840.500.001

Stavěcí svorkový kroužek se 2 šrouby s vnitřním šestihranem

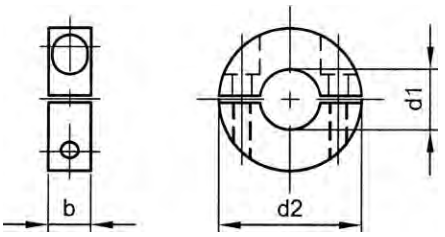

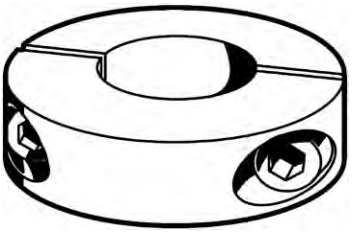

Technické údaje

d_1 (H8)	b (j14)	d_2 (H13)	d_1 (H8)	b (j14)	d_2 (H13)
8	10	25	25	12	50
10	10	332	30	12	56
12	10	32	35	12	63
15	12	40	40	14	70
16	12	40	45	14	80
20	12	45	50	14	80

37845 **Stavěcí svorkový kroužek se 2 šrouby s vnitřním šestihranem** **L07F**

Materiál Automatová ocel

d_1 x d_2 x b	✉	Kód výrobku	d_1 x d_2 x b	✉	Kód výrobku	d_1 x d_2 x b	✉	Kód výrobku
8X25X10MM	10	37845.080.001	16X40X12MM	5	37845.160.001	35X63X12MM	2	37845.350.001
10X32X10MM	10	37845.100.001	20X45X12MM	5	37845.200.001	40X70X14MM	2	37845.400.001
12X32X10MM	5	37845.120.001	25X50X12MM	5	37845.250.001	45X80X14MM	2	37845.450.001
15X40X12MM	5	37845.150.001	30X56X12MM	5	37845.300.001	50X80X14MM	2	37845.500.001

Stavěcí kroužek se stavěcím šroubem

7

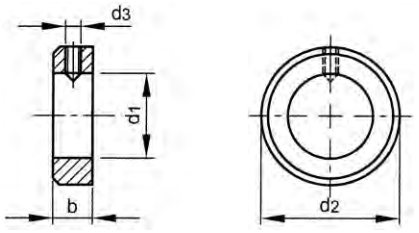

DIN **705A**

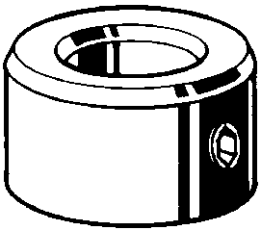

Technické údaje

d_1 (H8)	b (js14)	d_2 (h13)	d_3	d_1 (H8)	b (js14)	d_2 (h13)	d_3
3	5	7	M2	30	16	45	M8
4	5	8	M2.5	32	16	50	M8
5	6	10	M3	34 (≠DIN)	16	50	M8
6	8	12	M4	35	16	56	M8
7	8	12	M4	36	16	56	M8
8	8	16	M4	38 (≠DIN)	16	56	M8
9 (≠DIN)	10	18	M5	40	18	63	M10
10	10	20	M5	42 (≠DIN)	18	63	M10
11 (≠DIN)	10	20	M5	45	18	70	M10
12	12	22	M6	48 (≠DIN)	18	70	M10
13 (≠DIN)	12	22	M6	50	18	80	M10
14	12	25	M6	55	18	80	M10
15	12	25	M6	56	18	80	M10
16	12	28	M6	58 (≠DIN)	20	90	M10
18	14	32	M6	60	20	90	M10
20	14	32	M6	63	20	90	M10
22	14	36	M6	65	20	100	M10
24	16	40	M8	70	20	100	M10
25	16	40	M8	75	22	110	M12
26	16	40	M8	80	22	110	M12
28	16	45	M8				

Skupiny produktů

Materiál	Povrchová úprava		Kód	Strana
Automatová ocel		s šestihranem ISO 4029	37810	7-135
Automatová ocel		s drážkou EN 27434	37815	7-135
Automatová ocel	Zn	s šestihranem ISO 4029	37820	7-135
NO A1		s šestihranem ISO 4029	51370	7-136
NO A1		s drážkou EN 27434	51372	7-136
NO A2		with ISO 4027	51371	7-136

37810 Stavěcí kroužek se stavěcím šroubem s vnitřním šestihranem DIN 705A/ISO 4029 (DIN 916) L07F

Materiál Automatová ocel

DIN **705A/4029**
NEN - /2343
NF - /E27-183
BS - /4168-5

RoHS

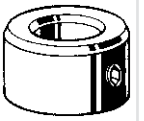

d_1 x d_2 x b	✉	Kód výrobku	d_1 x d_2 x b	✉	Kód výrobku	d_1 x d_2 x b	✉	Kód výrobku
3X7X5MM	50	37810.030.001	18X32X14MM	10	37810.180.001	42X63X18MM	5	37810.420.001
4X8X5MM	50	37810.040.001	20X32X14MM	10	37810.200.001	45X70X18MM	5	37810.450.001
5X10X6MM	50	37810.050.001	22X36X14MM	10	37810.220.001	48X70X18MM	5	37810.480.001
6X12X8MM	50	37810.060.001	24X40X16MM	10	37810.240.001	50X80X18MM	5	37810.500.001
7X12X8MM	50	37810.070.001	25X40X16MM	10	37810.250.001	55X80X18MM	1	37810.550.001
8X16X8MM	50	37810.080.001	26X40X16MM	10	37810.260.001	56X80X18MM	1	37810.560.001
9X18X10MM	25	37810.090.001	28X45X16MM	10	37810.280.001	58X90X20MM	1	37810.580.001
10X20X10MM	25	37810.100.001	30X45X16MM	10	37810.300.001	60X90X20MM	1	37810.600.001
11X20X10MM	25	37810.110.001	32X50X16MM	10	37810.320.001	63X90X20MM	1	37810.630.001
12X22X12MM	10	37810.120.001	34X50X16MM	5	37810.340.001	65X100X20MM	1	37810.650.001
13X22X12MM	10	37810.130.001	35X56X16MM	5	37810.350.001	70X100X20MM	1	37810.700.001
14X25X12MM	10	37810.140.001	36X56X16MM	5	37810.360.001	75X110X22MM	1	37810.750.001
15X25X12MM	10	37810.150.001	38X56X16MM	5	37810.380.001	80X110X22MM	1	37810.800.001
16X28X12MM	10	37810.160.001	40X63X18MM	5	37810.400.001			

37815 Stavěcí kroužek se stavěcím šroubem s drážkou DIN 705A/EN 27434 (DIN 553) L07F

Materiál Automatová ocel

DIN **705A/27434**

RoHS

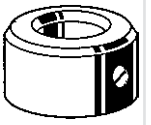

d_1 x d_2 x b	✉	Kód výrobku	d_1 x d_2 x b	✉	Kód výrobku	d_1 x d_2 x b	✉	Kód výrobku
3X7X5MM	50	37815.030.001	18X32X14MM	10	37815.180.001	40X63X18MM	5	37815.400.001
4X8X5MM	50	37815.040.001	20X32X14MM	10	37815.200.001	42X63X18MM	5	37815.420.001
5X10X6MM	50	37815.050.001	22X36X14MM	10	37815.220.001	45X70X18MM	5	37815.450.001
6X12X8MM	50	37815.060.001	24X40X16MM	10	37815.240.001	48X70X18MM	5	37815.480.001
7X12X8MM	50	37815.070.001	25X40X16MM	10	37815.250.001	50X80X18MM	5	37815.500.001
8X16X8MM	50	37815.080.001	26X40X16MM	10	37815.260.001	55X80X18MM	1	37815.550.001
9X18X10MM	25	37815.090.001	28X45X16MM	10	37815.280.001	58X90X20MM	1	37815.580.001
10X20X10MM	25	37815.100.001	30X45X16MM	10	37815.300.001	60X90X20MM	1	37815.600.001
11X20X10MM	25	37815.110.001	32X50X16MM	10	37815.320.001	63X90X20MM	1	37815.630.001
12X22X12MM	10	37815.120.001	34X50X16MM	5	37815.340.001	65X100X20MM	1	37815.650.001
14X25X12MM	10	37815.140.001	35X56X16MM	5	37815.350.001	70X100X20MM	1	37815.700.001
15X25X12MM	10	37815.150.001	36X56X16MM	5	37815.360.001	75X110X22MM	1	37815.750.001
16X28X12MM	10	37815.160.001	38X56X16MM	5	37815.380.001	80X110X22MM	1	37815.800.001

37820 Stavěcí kroužek se stavěcím šroubem s vnitřním šestihranem DIN 705A/ISO 4029 (DIN 916) L07F

Materiál Automatová ocel
Povrchová úprava Pozinkované

DIN **705A/4029**
NEN - /2343
NF - /E27-183
BS - /4168-5

RoHS

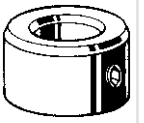

d_1 x d_2 x b	✉	Kód výrobku	d_1 x d_2 x b	✉	Kód výrobku	d_1 x d_2 x b	✉	Kód výrobku
5X10X6MM	50	37820.050.001	16X28X12MM	10	37820.160.001	30X45X16MM	10	37820.300.001
6X12X8MM	50	37820.060.001	18X32X14MM	10	37820.180.001	35X56X16MM	5	37820.350.001
8X16X8MM	50	37820.080.001	20X32X14MM	10	37820.200.001	40X63X18MM	5	37820.400.001
10X20X10MM	25	37820.100.001	22X36X14MM	10	37820.220.001	45X70X18MM	5	37820.450.001
12X22X12MM	10	37820.120.001	25X40X16MM	10	37820.250.001	50X80X18MM	5	37820.500.001
14X25X12MM	10	37820.140.001	26X40X16MM	10	37820.260.001	60X90X20MM	1	37820.600.001
15X25X12MM	10	37820.150.001	28X45X16MM	10	37820.280.001	70X100X20MM	1	37820.700.001

51370 Stavěcí kroužek se stavěcím šroubem s vnitřním šestihranem DIN 705A/ISO 4029 (DIN 916) R09A

Materiál Nerezocel A1

DIN **705A/4029**
NEN - /2343
NF - /E27-183
BS - /4168-5

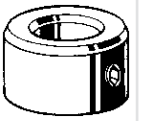

d_1 x d_2 x b	✉	Kód výrobku	d_1 x d_2 x b	✉	Kód výrobku	d_1 x d_2 x b	✉	Kód výrobku
5X10X6MM	25	51370.050.001	16X28X12MM	5	51370.160.001	35X56X16MM	2	51370.350.001
6X12X8MM	25	51370.060.001	18X32X14MM	5	51370.180.001	36X56X16MM	1	51370.360.001
8X16X8MM	25	51370.080.001	20X32X14MM	5	51370.200.001	40X63X18MM	1	51370.400.001
10X20X10MM	10	51370.100.001	22X36X14MM	5	51370.220.001	45X70X18MM	1	51370.450.001
12X22X12MM	10	51370.120.001	25X40X16MM	5	51370.250.001	50X80X18MM	1	51370.500.001
14X25X12MM	10	51370.140.001	28X45X16MM	2	51370.280.001	60X90X20MM	1	51370.600.001
15X25X12MM	10	51370.150.001	30X45X16MM	2	51370.300.001			

51372 Stavěcí kroužek se stavěcím šroubem s drážkou DIN ≈705A/EN 27434 (DIN 553) R09A

Materiál Nerezocel A1

DIN **≈705A/27434**

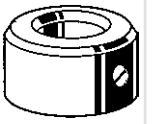

d_1 x d_2 x b	✉	Kód výrobku	d_1 x d_2 x b	✉	Kód výrobku	d_1 x d_2 x b	✉	Kód výrobku
5X10X6MM	25	51372.050.001	16X28X12MM	5	51372.160.001	34X50X16MM	2	51372.340.001
6X12X8MM	25	51372.060.001	20X32X14MM	5	51372.200.001	35X56X16MM	2	51372.350.001
8X16X8MM	25	51372.080.001	24X40X16MM	5	51372.240.001	36X56X16MM	1	51372.360.001
9X18X10MM	10	51372.090.001	25X40X16MM	5	51372.250.001	38X56X16MM	1	51372.380.001
10X20X10MM	10	51372.100.001	26X40X16MM	5	51372.260.001	40X63X18MM	1	51372.400.001
11X20X10MM	10	51372.110.001	28X45X16MM	2	51372.280.001	45X70X18MM	1	51372.450.001
12X22X12MM	10	51372.120.001	30X45X16MM	2	51372.300.001	50X80X18MM	1	51372.500.001
15X25X12MM	10	51372.150.001	32X50X16MM	2	51372.320.001			

51371 Stavěcí kroužek se stavěcím šroubem s vnitřním šestihranem DIN ≈705A/ISO 4027 (DIN 914) R09A

Materiál Nerezocel A2

DIN **≈705A/4027**

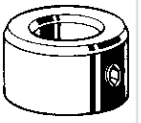

7

d_1 x d_2 x b	✉	Kód výrobku	d_1 x d_2 x b	✉	Kód výrobku	d_1 x d_2 x b	✉	Kód výrobku
5X10X6MM*	100	51371.050.001	18X32X14MM*	25	51371.180.001	35X56X16MM*	10	51371.350.001
6X12X8MM*	100	51371.060.001	20X32X14MM*	25	51371.200.001	36X56X16MM*	10	51371.360.001
8X16X8MM*	100	51371.080.001	22X36X14MM*	25	51371.220.001	38X56X16MM*	10	51371.380.001
9X16X8MM*	100	51371.090.001	24X40X16MM*	25	51371.240.001	40X63X18MM*	10	51371.400.001
10X20X10MM*	50	51371.100.001	25X40X16MM*	25	51371.250.001	45X70X18MM*	5	51371.450.001
11X20X10MM*	50	51371.110.001	26X40X16MM*	25	51371.260.001	50X80X18MM*	5	51371.500.001
12X22X12MM*	50	51371.120.001	28X45X16MM*	25	51371.280.001	55X80X18MM*	5	51371.550.001
13X22X12MM*	50	51371.130.001	30X45X16MM*	25	51371.300.001	60X90X20MM*	5	51371.600.001
14X25X12MM*	50	51371.140.001	32X16X50MM*	10	51371.320.001	65X100X20MM*	5	51371.650.001
15X25X12MM*	50	51371.150.001	34X50X16MM*	10	51371.340.001	70X100X20MM*	5	51371.700.001
16X28X12MM	50	51371.160.001						

Svorkový kroužek se 2 stavěcími šrouby DIN 705A/2 x ISO 4027 (DIN 914)

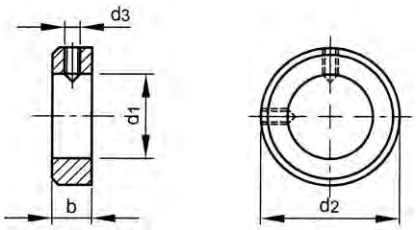

DIN **705A/4027 (914)**

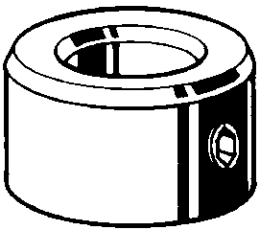

Technické údaje

d_1 (H8)	b	d_1	d_2	d_3
75	22	75	110	12
80	22	80	110	12
90	22	90	125	12

51373 **Stavěcí kroužek se stavěcím šroubem vnitřní šestihran** **R09A**

Materiál Nerezocel A2
Třída 50

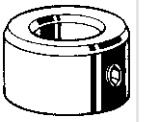

d_1 x d_2 x b	✉	Kód výrobku	d_1 x d_2 x b	✉	Kód výrobku	d_1 x d_2 x b	✉	Kód výrobku
75X110X22MM*	5	51373.750.001	80X110X22MM*	5	51373.800.001	90X125X22MM*	5	51373.900.001

Vymezovací podložka

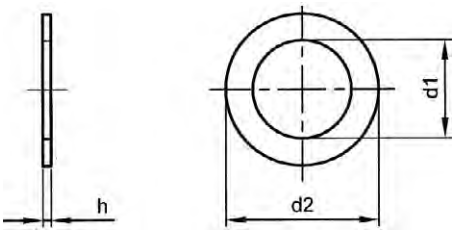

DIN **988**

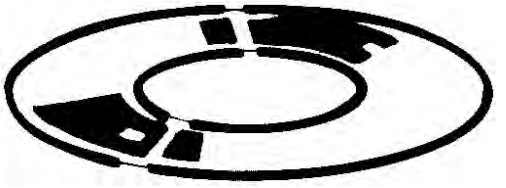

Technické údaje

d_1 x d_2	d_1 (max.)	d_1 (min.)	d_2 (max.)	d_2 (min.)
3x6	3.12	3.02	5.97	5.85
4x8	4.15	4.03	7.96	7.81
5x10	5.15	5.03	9.96	9.81
6x12	6.15	6.03	11.95	11.77
6x18 (≠DIN)	6.15	6.03	17.95	17.77
7x13	7.15	7.04	12.95	12.77
8x14	8.19	8.04	13.95	13.77
8x20 (≠DIN)	8.16	8.04	19.95	19.77
9x15	9.19	9.04	14.95	14.77
10x16	10.19	10.04	15.95	15.77
10x18 (≠DIN)	10.19	10.04	15.95	17.77
10x22 (≠DIN)	10.19	10.04	21.935	21.725
11x17	11.23	11.05	16.95	16.77
12x18	12.23	12.05	17.95	17.77
12x20 (≠DIN)	12.23	12.05	19.935	19.725
12x24 (≠DIN)	12.23	12.05	23.935	23.725
13x19	13.23	13.05	17.95	17.77
14x20	14.23	14.05	19.935	19.725
14x26 (≠DIN)	14.23	14.03	25.935	25.725
15x21	15.23	15.05	20.935	20.725
16x22	16.23	16.05	21.935	21.725
16x26 (≠DIN)	16.23	16.05	25.935	25.275
16x28 (≠DIN)	16.23	16.05	27.935	27.275
17x24	17.23	17.05	23.935	23.725
18x25	18.23	18.05	24.935	24.725
18x30 (≠DIN)	18.23	18.05	29.735	29.725
19x26	19.275	19.065	25.935	25.725
20x28	20.275	20.065	27.935	27.725

Technické údaje

d_1 x d_2	d_1 (max.)	d_1 (min.)	d_2 (max.)	d_2 (min.)
20x32 (≠DIN)	20.275	20.065	31.92	31.67
22x30	22.275	22.065	29.935	29.725
22x32	22.275	22.065	31.92	31.67
22x34 (≠DIN)	22.275	22.065	33.92	33.67
24x36 (≠DIN)	24.275	24.065	35.92	35.67
25x35	25.275	25.065	34.92	34.67
25x36	25.275	25.065	35.92	35.67
26x37	26.275	26.065	36.92	36.67
26x38 (≠DIN)	26.275	26.065	37.92	37.67
28x40	28.275	28.065	39.92	39.67
30x35 (≠DIN)	30.275	30.065	34.92	34.67
30x40 (≠DIN)	30.275	30.065	39.92	39.67
30x42	30.275	30.065	41.92	41.67
32x44 (≠DIN)	32.33	32.08	43.92	43.67
32x45	32.33	32.08	44.92	44.67
34x46 (≠DIN)	34.33	34.08	45.92	45.67
35x45	35.33	35.08	44.92	44.67
36x45	36.33	36.08	44.92	44.67
36x48 (≠DIN)	36.33	36.08	47.92	47.67
37x47	37.33	37.08	46.92	46.67
38x50 (≠DIN)	38.33	38.08	49.92	49.67
40x50	40.33	40.08	49.92	49.67
40x52 (≠DIN)	40.33	40.08	51.9	51.6
42x52	42.33	42.08	51.9	51.6
42x54 (≠DIN)	43.33	42.08	53.9	53.6
44x56 (≠DIN)	44.33	44.08	55.9	55.6
45x55	45.33	45.08	54.9	54.6
45x56	45.33	45.08	55.9	55.6
46x58 (≠DIN)	46.33	46.08	57.9	57.6
48x60	48.33	48.08	59.9	59.6
50x62	50.33	50.08	61.9	61.6
50x63	50.33	50.08	62.9	62.6
52x65	52.4	52.1	64.9	64.6
55x68	55.4	55.1	67.9	67.6
56x68 (≠DIN)	56.4	56.1	67.9	67.6
56x70	56.4	56.1	69.9	69.6
56x72	56.4	56.1	71.9	71.6
60x72 (≠DIN)	60.4	60.1	71.9	71.6
60x75	60.4	60.1	74.9	74.6
63x80	63.4	63.1	79.9	79.6
65x80 (≠DIN)	65.4	65.1	79.9	79.6
65x85	65.4	65.1	84.88	84.53
70x85 (≠DIN)	70.4	70.1	84.88	84.53
70x90	70.4	70.1	89.88	89.53
75x90 (≠DIN)	75.4	75.1	89.88	89.53
75x95	75.4	75.1	94.88	94.53
80x100	80.4	80.1	99.88	99.53
85x105	85.47	85.12	104.88	104.53
90x110	90.47	90.12	109.88	109.53
95x110 (≠DIN)	95.47	95.12	109.88	109.53
100x120	100.47	100.12	119.88	119.53
100x125	100.47	100.12	124.855	124.455
105x125 (≠DIN)	105.47	105.12	124.855	124.455
105x130	105.47	105.12	129.855	129.455
110x130 (≠DIN)	110.47	110.12	129.855	129.455
110x140	110.47	110.12	139.855	139.455
120x140 (≠DIN)	120.47	120.12	139.855	139.455
120x150	120.47	120.12	149.855	149.455
130x150 (≠DIN)	130.545	130.145	149.855	149.455
130x160	130.545	130.145	159.855	159.455
140x170	140.545	140.145	169.855	169.455
150x180	150.545	150.145	179.855	179.455
160x180 (≠DIN)	160.545	160.145	179.855	179.455
160x190	160.545	160.145	189.83	189.37
170x200	170.545	170.145	199.83	199.37
185x215 (≠DIN)	185.47	185.12	214.83	214.37

Skupiny produktů

Materiál		Kód	Strana
Oc 2 K 50 vlgs DIN1624	h=0,1mm	38600	7-139
NO A2	h=0,1mm	51552	7-139
NO A2	h=0,2mm	51554	7-139
Oc 2 K 50 vlgs DIN1624	h=0,25mm	38602	7-140
Oc 2 K 50 vlgs DIN1624	h=0,3mm	38583	7-140
NO A2	h=0,3mm	51556	7-140
Oc 2 K 50 vlgs DIN1624	h=0,5mm	38585	7-140
NO A2	h=0,5mm	51555	7-141
Oc 2 K 50 vlgs DIN1624	h=1,0mm	38590	7-141
NO A2	h=1,0mm	51557	7-141

38600 Vymezovací podložka, tloušťka h=0,1 mm — L07H

Materiál Ocel 2 K 50 vlgs DIN1624

d_1 x d_2	✉	Kód výrobku	d_1 x d_2	✉	Kód výrobku	d_1 x d_2	✉	Kód výrobku
8X14MM	100	38600.080.014	22X34MM	50	38600.220.034	42X52MM	25	38600.420.052
8X20MM	100	38600.080.020	24X36MM	50	38600.240.036	50X62MM	25	38600.500.062
10X16MM	100	38600.100.016	25X35MM	50	38600.250.035	56X70MM	25	38600.560.070
10X22MM	100	38600.100.022	26X38MM	50	38600.260.038	56X72MM	10	38600.560.072
12X18MM	100	38600.120.018	28X40MM	50	38600.280.040	63X80MM	25	38600.630.080
12X24MM	100	38600.120.024	30X35MM	50	38600.300.035	75X90MM	10	38600.750.090
14X26MM	100	38600.140.026	30X42MM	50	38600.300.042	80X100MM	10	38600.800.100
16X28MM	50	38600.160.028	32X44MM	25	38600.320.044	90X110MM	10	38600.900.110
17X24MM	50	38600.170.024	34X46MM	25	38600.340.046	105X125MM	10	38600.983.125
18X25MM	50	38600.180.025	36X48MM	25	38600.360.048	110X140MM	5	38600.984.140
18X30MM	50	38600.180.030	37X47MM	50	38600.370.047	120X140MM	10	38600.986.140
20X28MM	50	38600.200.028	38X50MM	25	38600.380.050	140X170MM	5	38600.990.170
20X32MM	50	38600.200.032	40X50MM	25	38600.400.050			

51552 Vymezovací podložka, tloušťka h=0,1 mm — R05A

Materiál Nerezocel A2

d_1 x d_2	✉	Kód výrobku	d_1 x d_2	✉	Kód výrobku	d_1 x d_2	✉	Kód výrobku
5X10MM*	100	51552.050.010	16X22MM*	100	51552.160.022	28X40MM*	100	51552.280.040
6X12MM	100	51552.060.012	20X28MM*	100	51552.200.028	30X42MM*	100	51552.300.042
10X16MM	100	51552.100.016	25X35MM*	100	51552.250.035	40X50MM*	100	51552.400.050
12X18MM	100	51552.120.018						

51554 Vymezovací podložka, tloušťka h=0,2 mm — R05A

Materiál Nerezocel A2

d_1 x d_2	✉	Kód výrobku	d_1 x d_2	✉	Kód výrobku	d_1 x d_2	✉	Kód výrobku
4X8MM	100	51554.040.008	11X17MM*	100	51554.110.017	15X21MM	100	51554.150.021
5X10MM*	100	51554.050.010	12X18MM*	100	51554.120.018	16X22MM*	100	51554.160.022
6X12MM	100	51554.060.012	13X19MM*	100	51554.130.019	20X28MM*	100	51554.200.028
8X14MM*	100	51554.080.014	14X20MM*	100	51554.140.020	25X35MM*	100	51554.250.035
10X16MM	100	51554.100.016						

38602 Vymezovací podložka, tloušťka h=0,25 mm — L07H

Materiál Ocel 2 K 50 vlgs DIN1624

d_1 x d_2	✉	Kód výrobku	d_1 x d_2	✉	Kód výrobku	d_1 x d_2	✉	Kód výrobku
8X20MM	100	38602.080.020	18X30MM	50	38602.180.030	38X50MM	25	38602.380.050
10X16MM	100	38602.100.016	20X32MM	50	38602.200.032	42X54MM	25	38602.420.054
10X22MM	100	38602.100.022	22X34MM	50	38602.220.034	44X56MM	25	38602.440.056
12X20MM	100	38602.120.020	24X36MM	50	38602.240.036	46X58MM	25	38602.460.058
12X24MM	100	38602.120.024	26X38MM	50	38602.260.038	48X60MM	25	38602.480.060
14X26MM	100	38602.140.026	32X44MM	25	38602.320.044	50X62MM	25	38602.500.062
16X26MM	100	38602.160.026	34X46MM	25	38602.340.046	56X68MM	25	38602.560.068
16X28MM	50	38602.160.028	36X48MM	25	38602.360.048	60X72MM	25	38602.600.072

38583 Vymezovací podložka, tloušťka h=0,3 mm — L07H

Materiál Ocel 2 K 50 vlgs DIN1624

d_1 x d_2	✉	Kód výrobku	d_1 x d_2	✉	Kód výrobku	d_1 x d_2	✉	Kód výrobku
3X6MM	100	38583.030.006	25X35MM	50	38583.250.035	65X80MM	10	38583.650.080
4X8MM	100	38583.040.008	25X36MM	50	38583.250.036	65X85MM	10	38583.650.085
5X10MM	100	38583.050.010	26X37MM	50	38583.260.037	70X90MM	10	38583.700.090
6X12MM	100	38583.060.012	28X40MM	50	38583.280.040	75X90MM	10	38583.750.090
8X14MM	100	38583.080.014	30X35MM	50	38583.300.035	80X100MM	10	38583.800.100
10X16MM	100	38583.100.016	30X42MM	50	38583.300.042	85X105MM	10	38583.850.105
12X18MM	100	38583.120.018	32X45MM	25	38583.320.045	90X110MM	10	38583.900.110
14X20MM	100	38583.140.020	35X45MM	25	38583.350.045	95X110MM	10	38583.950.110
15X21MM	100	38583.150.021	36X45MM	25	38583.360.045	100X120MM	10	38583.982.120
16X22MM	50	38583.160.022	37X47MM	25	38583.370.047	105X125MM	10	38583.983.125
17X24MM	50	38583.170.024	40X50MM	25	38583.400.050	110X130MM	10	38583.984.130
18X25MM	50	38583.180.025	42X52MM	25	38583.420.052	110X140MM	10	38583.984.140
19X26MM	50	38583.190.026	45X55MM	25	38583.450.055	130X160MM	10	38583.988.160
20X28MM	50	38583.200.028	50X62MM	25	38583.500.062	140X170MM	10	38583.990.170
22X30MM	50	38583.220.030	56X72MM	25	38583.560.072	160X180MM	10	38583.993.180
22X32MM	50	38583.220.032	60X75MM	25	38583.600.075	185X215MM	10	38583.996.215
24X36MM	50	38583.240.036	63X80MM	10	38583.630.080			

51556 Vymezovací podložka, tloušťka h=0,3 mm — R05A

Materiál Nerezocel A2

d_1 x d_2	✉	Kód výrobku	d_1 x d_2	✉	Kód výrobku	d_1 x d_2	✉	Kód výrobku
5X10MM*	100	51556.050.010	14X20MM*	100	51556.140.020	17X24MM*	100	51556.170.024
6X12MM*	100	51556.060.012	16X22MM*	100	51556.160.022	20X28MM*	100	51556.200.028
12X18MM*	100	51556.120.018						

38585 Vymezovací podložka, tloušťka h=0,5 mm — L07H

Materiál Ocel 2 K 50 vlgs DIN1624

d_1 x d_2	✉	Kód výrobku	d_1 x d_2	✉	Kód výrobku	d_1 x d_2	✉	Kód výrobku
3X6MM	100	38585.030.006	19X26MM	50	38585.190.026	40X50MM	25	38585.400.050
4X8MM	100	38585.040.008	20X28MM	50	38585.200.028	42X52MM	25	38585.420.052
5X10MM	100	38585.050.010	22X32MM	50	38585.220.032	45X55MM	10	38585.450.055
6X12MM	100	38585.060.012	25X35MM	50	38585.250.035	50X62MM	10	38585.500.062
8X14MM	100	38585.080.014	26X37MM	50	38585.260.037	56X72MM	10	38585.560.072
10X16MM	100	38585.100.016	28X40MM	50	38585.280.040	60X75MM	10	38585.600.075
12X18MM	100	38585.120.018	30X42MM	50	38585.300.042	63X80MM	10	38585.630.080
14X20MM	100	38585.140.020	32X45MM	25	38585.320.045	65X80MM	10	38585.650.080
16X22MM	50	38585.160.022	35X45MM	25	38585.350.045	70X85MM	10	38585.700.085
17X24MM	50	38585.170.024	36X45MM	25	38585.360.045	70X90MM	10	38585.700.090
18X25MM	50	38585.180.025	37X47MM	25	38585.370.047	75X90MM	10	38585.750.090

38585 Vymezovací podložka, tloušťka h=0,5 mm

d_1 x d_2	✉	Kód výrobku	d_1 x d_2	✉	Kód výrobku	d_1 x d_2	✉	Kód výrobku
80X100MM	10	38585.800.100	110X130MM	10	38585.984.130	140X170MM	5	38585.990.170
90X110MM	10	38585.900.110	110X140MM	10	38585.984.140	150X180MM	5	38585.992.180
100X120MM	10	38585.981.120	130X150MM	5	38585.988.150	160X180MM	5	38585.993.180
105X125MM	10	38585.983.125	130X160MM	5	38585.988.160			

51555 Vymezovací podložka, tloušťka h=0,5 mm R05A

Materiál Nerezocel A2

d_1 x d_2	✉	Kód výrobku	d_1 x d_2	✉	Kód výrobku	d_1 x d_2	✉	Kód výrobku
4X8MM*	100	51555.040.008	14X20MM*	100	51555.140.020	25X35MM*	100	51555.250.035
5X10MM	100	51555.050.010	15X21MM	100	51555.150.021	28X40MM*	100	51555.280.040
6X12MM	100	51555.060.012	16X22MM*	100	51555.160.022	30X42MM*	100	51555.300.042
8X14MM	100	51555.080.014	17X24MM*	100	51555.170.024	35X45MM*	100	51555.350.045
10X16MM	100	51555.100.016	20X28MM*	100	51555.200.028	40X50MM*	100	51555.400.050
12X18MM	100	51555.120.018	22X30MM*	100	51555.220.030			

38590 Vymezovací podložka, tloušťka h=1,0 mm L07H

Materiál Ocel 2 K 50 vlgs DIN1624

d_1 x d_2	✉	Kód výrobku	d_1 x d_2	✉	Kód výrobku	d_1 x d_2	✉	Kód výrobku
3X6MM	100	38590.030.006	16X22MM	50	38590.160.022	30X42MM	50	38590.300.042
4X8MM	100	38590.040.008	18X25MM	50	38590.180.025	32X45MM	25	38590.320.045
5X10MM	100	38590.050.010	20X28MM	50	38590.200.028	35X45MM	25	38590.350.045
6X12MM	100	38590.060.012	20X32MM	50	38590.200.032	36X45MM	25	38590.360.045
8X14MM	100	38590.080.014	22X32MM	50	38590.220.032	37X47MM	25	38590.370.047
10X16MM	100	38590.100.016	25X35MM	50	38590.250.035	40X50MM	25	38590.400.050
12X18MM	100	38590.120.018	26X37MM	50	38590.260.037	45X55MM	10	38590.450.055
12X24MM	100	38590.120.024	26X38MM	50	38590.260.038	50X62MM	10	38590.500.062
14X20MM	100	38590.140.020	28X40MM	50	38590.280.040	60X75MM	10	38590.600.075

51557 Vymezovací podložka, tloušťka h=1,0 mm R05A

Materiál Nerezocel A2

d_1 x d_2	✉	Kód výrobku	d_1 x d_2	✉	Kód výrobku	d_1 x d_2	✉	Kód výrobku
6X12MM*	100	51557.060.012	13X19MM*	100	51557.130.019	20X28MM	100	51557.200.028
8X14MM	100	51557.080.014	14X20MM*	100	51557.140.020	25X35MM*	100	51557.250.035
10X16MM	100	51557.100.016	15X21MM	100	51557.150.021	30X42MM*	100	51557.300.042
11X17MM*	100	51557.110.017	16X22MM	100	51557.160.022	35X45MM*	100	51557.350.045
12X18MM	100	51557.120.018	17X24MM*	100	51557.170.024			

Čtyřhranná podložka

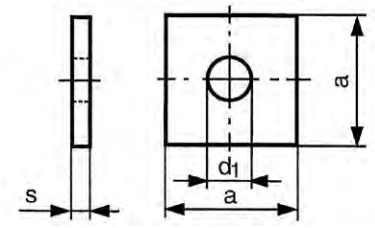

DIN 436

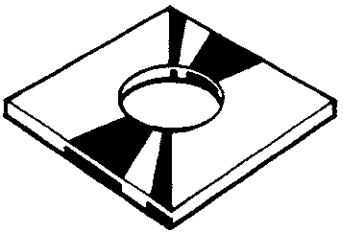

Technické údaje

Pro nom. velikost	a	d_1	s
M8 (≠DIN)	30	9	3
M10	30	11	3
M12	40	13.5	4
M16	50	17.5	5
M20	60	22	5

Pro nom. velikost	a	d_1	s
M22	70	24	6
M24	80	26	6
M27	90	30	6
M30	95	33	6

Skupiny produktů

Materiál	Povrchová úprava	Kód	Strana
Oc		38300	7-142
Oc	Zn	38310	7-142
Oc	Žzn	38320	7-142
NO A2		51908	7-143
NO A4		55908	7-143

38300 Čtyřhranná podložka — L07G

Materiál Ocel

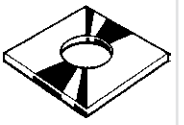

Pro nom. velikost	✉	Kód výrobku	Pro nom. velikost	✉	Kód výrobku	Pro nom. velikost	✉	Kód výrobku
M8	100	38300.080.001	M16	100	38300.160.001	M22	50	38300.220.001
M10	100	38300.100.001	M20	50	38300.200.001	M24	25	38300.240.001
M12	100	38300.120.001						

7

38310 Čtyřhranná podložka — L07G

Materiál Ocel
Povrchová úprava Pozinkované

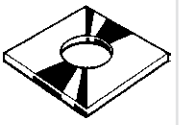

Pro nom. velikost	✉	Kód výrobku	Pro nom. velikost	✉	Kód výrobku	Pro nom. velikost	✉	Kód výrobku
M8	100	38310.080.001	M16	100	38310.160.001	M24	25	38310.240.001
M10	100	38310.100.001	M20	50	38310.200.001	M27	25	38310.270.001
M12	100	38310.120.001	M22	50	38310.220.001	M30	25	38310.300.001

38320 Čtyřhranná podložka — A08G

Materiál Ocel
Povrchová úprava Žárový zinek

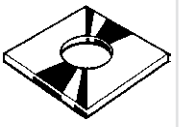

Pro nom. velikost	✉	Kód výrobku	Pro nom. velikost	✉	Kód výrobku	Pro nom. velikost	✉	Kód výrobku
M8	100	38320.080.001	M16	100	38320.160.001	M24	25	38320.240.001
M10	100	38320.100.001	M20	50	38320.200.001	M27	25	38320.270.001
M12	100	38320.120.001	M22	50	38320.220.001	M30	10	38320.300.001

51908	Čtyřhranná podložka	R09A

Materiál Nerezocel A2 **DIN** ≈436

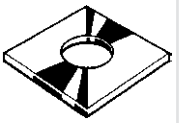

Pro nom. velikost	✉	Kód výrobku	Pro nom. velikost	✉	Kód výrobku	Pro nom. velikost	✉	Kód výrobku
M10	100	51908.100.001	M16	100	51908.160.001	M24	25	51908.240.001
M12	100	51908.120.001	M20	50	51908.200.001			

55908	Čtyřhranná podložka	R49A

Materiál Nerezocel A4 **DIN** ≈436

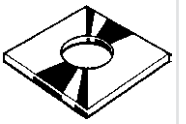

Pro nom. velikost	✉	Kód výrobku	Pro nom. velikost	✉	Kód výrobku	Pro nom. velikost	✉	Kód výrobku
M10	100	55908.100.001	M16	100	55908.160.001	M24	25	55908.240.001
M12	100	55908.120.001	M20	50	55908.200.001			

Čtyřhranné klínové podložky 14% pro I-profily

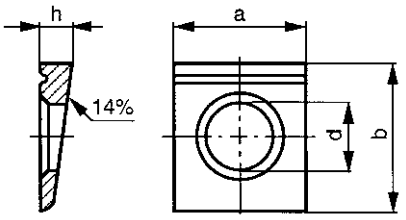

DIN **435**
NEN 2273

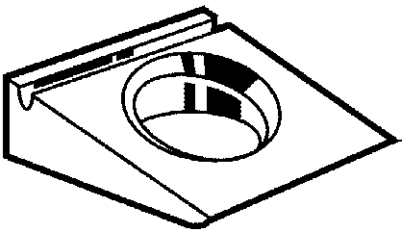

Technické údaje

Pro nom. velikost	a	b	d	h	Pro nom. velikost	a	b	d	h
M8	22	22	9	4.6	**M22**	44	50	24	10
M10	22	22	11	4.6	**M24**	56	56	26	10.8
M12	26	30	13.5	6.2	**M27**	56	56	30	10.8
M16	32	36	17.5	7.5	**M30 (≠DIN)**	62	62	33	11.7
M20	40	44	22	9.2	**M33 (≠DIN)**	68	68	36	11.7

Skupiny produktů

Materiál	Povrchová úprava	Kód	Strana
Oc 100-250 HV10		38520	7-143
Oc 100-250 HV10	Žzn	38540	7-144
NO A2		51922	7-144
NO A4		55922	7-144

38520	Čtyřhranné klínové podložky 14% pro I-profily	L07G

Materiál Ocel 100-250 HV10

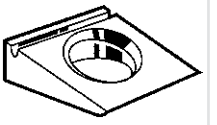

Pro nom. velikost	✉	Kód výrobku	Pro nom. velikost	✉	Kód výrobku	Pro nom. velikost	✉	Kód výrobku
M8	100	38520.080.001	M16	100	38520.160.001	M22	50	38520.220.001
M10	100	38520.100.001	M20	50	38520.200.001	M24	25	38520.240.001
M12	100	38520.120.001						

38540 Čtyřhranné klínové podložky 14% pro I-profily A08G

Materiál Ocel 100-250 HV10
Povrchová úprava Žárový zinek

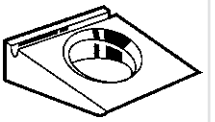

Pro nom. velikost	✉	Kód výrobku	Pro nom. velikost	✉	Kód výrobku	Pro nom. velikost	✉	Kód výrobku
M8	100	38540.080.001	M20	50	38540.200.001	M27	25	38540.270.001
M10	100	38540.100.001	M22	50	38540.220.001	M30	10	38540.300.001
M12	100	38540.120.001	M24	25	38540.240.001	M33	10	38540.330.001
M16	100	38540.160.001						

51922 Čtyřhranné klínové podložky 14% pro I-profily R09A

Materiál Nerezocel A2

DIN **≈435**
NEN ≈2273

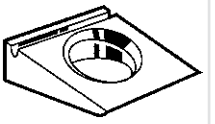

Pro nom. velikost	✉	Kód výrobku	Pro nom. velikost	✉	Kód výrobku	Pro nom. velikost	✉	Kód výrobku
M8	50	51922.080.001	M16	50	51922.160.001	M22*	10	51922.220.001
M10	50	51922.100.001	M20*	25	51922.200.001	M24*	10	51922.240.001
M12	50	51922.120.001						

55922 Čtyřhranné klínové podložky 14% pro I-profily R49A

Materiál Nerezocel A4

DIN **≈435**
NEN ≈2273

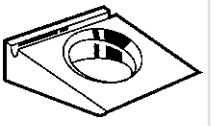

Pro nom. velikost	✉	Kód výrobku	Pro nom. velikost	✉	Kód výrobku	Pro nom. velikost	✉	Kód výrobku
M8*	50	55922.080.001	M16	50	55922.160.001	M22*	10	55922.220.001
M10	50	55922.100.001	M20*	25	55922.200.001	M24*	10	55922.240.001
M12	50	55922.120.001						

Čtyřhranná klínová podložka 8% pro U-profily

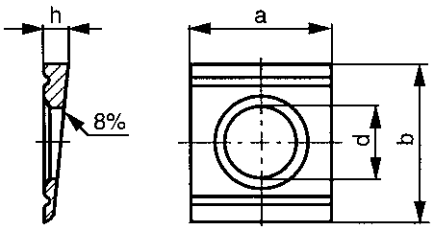

DIN **434**
NEN 2272

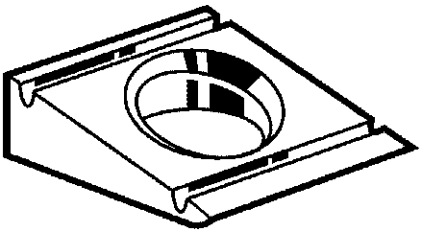

Technické údaje

Pro nom. velikost	a	b	d	h
M8	22	22	9	3.8
M10	22	22	11	3.8
M12	26	30	13.5	4.9
M14 (≠DIN)	26.2	30.1	16.3	5.5
M16	32	36	17.5	5.9
M20	40	44	22	7

Pro nom. velikost	a	b	d	h
M22	44	50	24	8
M24	56	56	26	8.5
M27	56	56	30	8.5
M30 (≠DIN)	56	56	33	8.5
M33 (≠DIN)	56	56	36	8.5

Skupiny produktů

Materiál	Povrchová úprava	Kód	Strana
Oc 100-250 HV10		38500	7-145
Oc 100-250 HV10	Zn	38495	7-145
Oc 100-250 HV10	Žzn	38490	7-145
NO A2		51920	7-146
NO A4		55920	7-146

38500 Čtyřhranná klínová podložka 8% pro U-profily — L07G

Materiál Ocel 100-250 HV10

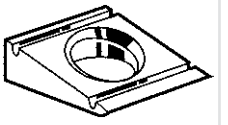

Pro nom. velikost	✉	Kód výrobku	Pro nom. velikost	✉	Kód výrobku	Pro nom. velikost	✉	Kód výrobku
M8	100	38500.080.001	M16	100	38500.160.001	M27	25	38500.270.001
M10	100	38500.100.001	M20	50	38500.200.001	M30	10	38500.300.001
M12	100	38500.120.001	M22	50	38500.220.001	M33	10	38500.330.001
M14	100	38500.140.001	M24	25	38500.240.001			

38495 Čtyřhranná klínová podložka 8% pro U-profily — L07G

Materiál Ocel 100-250 HV10
Povrchová úprava Pozinkované

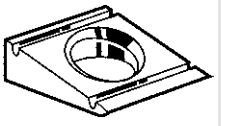

Pro nom. velikost	✉	Kód výrobku	Pro nom. velikost	✉	Kód výrobku	Pro nom. velikost	✉	Kód výrobku
M8	200	38495.080.001	M12	100	38495.120.001	M20	50	38495.200.001
M10	200	38495.100.001	M16	100	38495.160.001	M24	50	38495.240.001

38490 Čtyřhranná klínová podložka 8% pro U-profily — A08G

Materiál Ocel 100-250 HV10
Povrchová úprava Žárový zinek

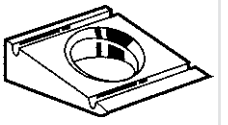

Pro nom. velikost	✉	Kód výrobku	Pro nom. velikost	✉	Kód výrobku	Pro nom. velikost	✉	Kód výrobku
M8	100	38490.080.001	M20	50	38490.200.001	M27	25	38490.270.001
M10	100	38490.100.001	M22	50	38490.220.001	M30	10	38490.300.001
M12	100	38490.120.001	M24	25	38490.240.001	M33	10	38490.330.001
M16	100	38490.160.001						

51920 Čtyřhranná klínová podložka 8% pro U-profily R09A

Materiál Nerezocel A2

DIN ≈434
NEN ≈2272

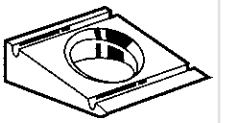

Pro nom. velikost	✉	Kód výrobku	Pro nom. velikost	✉	Kód výrobku	Pro nom. velikost	✉	Kód výrobku
M8	50	51920.080.001	M16	50	51920.160.001	M22*	10	51920.220.001
M10	50	51920.100.001	M20	25	51920.200.001	M24*	10	51920.240.001
M12	50	51920.120.001						

55920 Čtyřhranná klínová podložka 8% pro U-profily R49A

Materiál Nerezocel A4

DIN ≈434
NEN ≈2272

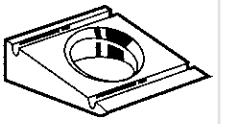

Pro nom. velikost	✉	Kód výrobku	Pro nom. velikost	✉	Kód výrobku	Pro nom. velikost	✉	Kód výrobku
M8	50	55920.080.001	M16	50	55920.160.001	M24*	10	55920.240.001
M10	50	55920.100.001	M20	25	55920.200.001	M30*	10	55920.300.001
M12	50	55920.120.001	M22*	10	55920.220.001			

Těsnicí kroužek

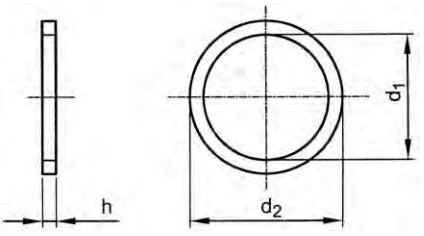

DIN 7603 A/C

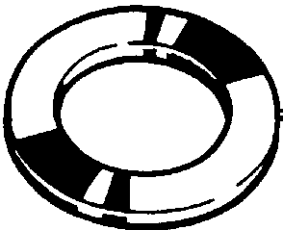

7

Technické údaje

d_1 x d_2 x h	d_1	d_2	d_1 x d_2 x h	d_1	d_2
4x8x1	4.2	7.9	12x15.5x1.5	12.2	15.4
5x7.5x1	5.2	7.9	12x16x1 (≠DIN)	12.2	15.9
5x9x1	5.2	8.9	12x16x1.5	12.2	15.9
5x9x1.5	5.2	8.9	12x16x2	12.2	15.9
5x10x1 (≠DIN)	5.2	9.9	12x17x1.5	12.2	16.9
6x10x1	6.2	9.9	12x18x1.5	12.2	17.9
6x10x1.5	6.2	9.9	12x18x2	12.2	17.9
6x12x1 (≠DIN)	6.2	11.9	12x20x1.5 (≠DIN)	12.2	19.9
6x12x1.5 (≠DIN)	6.2	11.9	12.5x20x1.5 (≠DIN)	12.7	19.9
6.5x9.5x1	6.7	9.4	13x18x1.5 (≠DIN)	13.2	17.9
7x10x1 (≠DIN)	7.2	9.9	13x18x2 (≠DIN)	13.2	17.9
7x15x2 (≠DIN)	7.1	14.9	14x18x1 (≠DIN)	14.2	17.9
8x11.5x1	8.2	11.4	14x18x1.5	14.2	17.9
8x11.5x1.5	8.2	11.4	14x18x2	14.2	17.9
8x12x1	8.2	11.9	14x18x2 (≠DIN)	14.2	17.9
8x12x1.5	8.2	11.9	14x20x1 (≠DIN)	14.2	19.9
8x13x1	8.2	12.9	14x20x1.5	14.2	19.9
8x14x1	8.2	13.9	14x20x2	14.2	19.9
8x14x1.5	8.2	13.9	14x20x2 (≠DIN)	14.2	19.9
9x14x1 (≠DIN)	9.2	13.9	14x22x1.5 (≠DIN)	14.2	21.9
9x14x1.5 (≠DIN)	9.2	13.9	15x19x1.5	15.2	18.9
10x13.5x1	10.2	13.4	15x20x1 (≠DIN)	15.2	19.9
10x13.5x1.5	10.2	13.4	15x20x1.5 (≠DIN)	15.2	19.9
10x14x1	10.2	13.9	15x20x2 (≠DIN)	15.2	19.9
10x14x1.5	10.2	13.9	16x20x1.5	16.2	19.9
10x15x1	10.2	14.9	16x20x2	16.2	19.9
10x16x1	10.2	15.9	16x20x2 (≠DIN)	16.2	19.9
10x16x1.5	10.2	15.9	16x21x2 (≠DIN)	16.2	20.9
10x19x2 (≠DIN)	10.2	18.9	16x22x1.5	16.2	21.9
10x20x1.5 (≠DIN)	10.2	19.9	16x22x2	16.2	21.9
10.5x17x1.5 (≠DIN)	10.7	16.9	16x22x2 (≠DIN)	16.2	21.9
11x17x1.5 (≠DIN)	11.2	16.9	16.5x24x2 (≠DIN)	16.7	23.9

Technické údaje

d_1 x d_2 x h	d_1	d_2
17x21x1.5	17.2	20.9
17x21x2	17.2	20.9
17x22x1.5 (≠DIN)	17.2	21.9
17x23x1.5	17.2	22.9
17x23x2	17.2	22.9
17x24x2 (≠DIN)	17.2	23.9
17.5x25x2 (≠DIN)	17.7	24.9
18x22x1.5	18.2	21.9
18x22x2	18.2	21.9
18x24x1.5	18.2	23.9
18x24x2	18.2	23.9
18x24x2 (≠DIN)	18.2	23.9
19x26x2 (≠DIN)	19.2	25.9
20x24x1.5	20.2	23.9
20x24x2	20.2	23.9
20x24x2 (≠DIN)	20.2	23.9
20x26x1.5	20.2	25.9
20x26x2	20.2	25.9
21x26x1.5	21.2	25.9
21x26x2	21.2	25.9
21x26x2 (≠DIN)	21.2	25.9
21x28x1.5 (≠DIN)	21.2	27.9
21x28x2 (≠DIN)	21.2	27.9
22x26x2 (≠DIN)	22.2	25.9
22x27x1.5	22.2	26.9
22x27x2	22.2	26.9
22x29x1.5	22.2	28.9
22x29x2	22.2	28.9
22x29x2 (≠DIN)	22.2	28.9
24x29x2	24.3	28.9
24x29x2.5	24.3	28.9
24x30x2 (≠DIN)	24.3	29.9
24x30x2.5 (≠DIN)	24.3	29.9
24x32x2	24.3	319
24x32x2.5	24.3	31.9
26x31x2	26.3	30.9
26x32x2	26.3	31.9

Technické údaje

d_1 x d_2 x h	d_1	d_2
26x32x2.5	26.3	31.9
26x33x2 (≠DIN)	26.3	32.9
26x34x2	26.3	33.9
26x34x2.5	26.3	33.9
27x32x2	27.3	31.9
27x32x2.5	27.3	31.9
28x33x1 (≠DIN)	28.3	32.9
28x34x2 (≠DIN)	28.3	33.9
28x34x2.5 (≠DIN)	28.3	33.9
30x36x2	30.3	35.9
30x36x2.5	30.3	35.9
30x38x2	30.3	37.9
30x38x2.5	30.3	37.9
32x38x2	32.3	37.9
32x38x2.5	32.3	37.9
32x40x2	32.3	39.9
33x39x2	33.3	38.9
33x39x2.5	33.3	38.9
35x41x2	35.3	40.9
35x41x2.5	35.3	40.9
35x45x2 (≠DIN)	35.3	44.9
36x42x2	36.3	41.9
36x42x2.5	36.3	41.9
38x44x2	38.3	43.9
38x44x2.5	38.3	43.9
40x47x2	40.3	46.9
40x47x2.5	40.3	46.9
42x49x2	42.3	48.9
42x49x2.5	42.3	48.9
45x52x2	445.3	51.9
45x52x2.5 (≠DIN)	45.3	51.9
48x55x2	48.3	54.9
48x55x2.5	48.3	54.9
50x57x2	50.2	56.9
60x68x2.5	60.5	67.8
75x84x2.5	75.5	83.8
90x100x2.5	90.5	99.8

7

Skupiny produktů

Materiál		Kód	Strana
Al 99F11	h=1,0mm	45191	7-147
Al 99F11	h=1,5mm	45192	7-148
Al 99F11	h=2,0mm	45193	7-148
Cu	h=1,0mm	50300	7-148
Cu	h=1,5mm	50301	7-148
Cu	h=2,0mm	50302	7-149
Cu	h=2,5mm	50303	7-149
Cu/FESTAPLAN	h=1,5mm	50332	7-149
Cu/FESTAPLAN	h=2,0mm	50333	7-149
Cu/FESTAPLAN	h=2,5mm	50334	7-150

45191 **Těsnicí kroužek žíhaný, tvrdost HB 32-45, h=1 mm** **W01D**

Materiál Hliník 99F11 **DIN** **7603 A**

d_1 x d_2	✉	Kód výrobku	d_1 x d_2	✉	Kód výrobku	d_1 x d_2	✉	Kód výrobku
4X8MM	100	45191.040.008	6,5X9,5MM	100	45191.065.009	8X14MM	100	45191.080.014
5X7,5MM	100	45191.050.007	8X11,5MM	100	45191.080.011	10X13,5MM	100	45191.100.013
5X9MM	100	45191.050.009	8X12MM	100	45191.080.012	10X14MM	100	45191.100.014
6X10MM	100	45191.060.010	8X13MM	100	45191.080.013	10X16MM	100	45191.100.016
6X12MM (≠DIN)	100	45191.060.012						

Použitelný pro spoje trubek a šroubové zátky.

45192 Těsnicí kroužek žíhaný, tvrdost HB 32-45, h=1,5 mm — W01D

Materiál Hliník 99F11 **DIN** **7603 A**

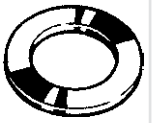

d_1 x d_2	✉	Kód výrobku	d_1 x d_2	✉	Kód výrobku	d_1 x d_2	✉	Kód výrobku
12X15,5MM	100	45192.120.015	15X19MM	100	45192.150.019	18X24MM	100	45192.180.024
12X16MM	100	45192.120.016	16X20MM	100	45192.160.020	20X24MM	50	45192.200.024
12X17MM	100	45192.120.017	16X22MM	100	45192.160.022	20X26MM	50	45192.200.026
12X18MM	100	45192.120.018	17X21MM	100	45192.170.021	21X28MM (≠DIN)	50	45192.210.028
13X18MM (≠DIN)	100	45192.130.018	17X23MM	100	45192.170.023	22X27MM	50	45192.220.027
14X18MM	100	45192.140.018	18X22MM	100	45192.180.022	22X29MM	50	45192.220.029
14X20MM	100	45192.140.020						

Použitelný pro spoje trubek a šroubové zátky.

45193 Těsnicí kroužek žíhaný, tvrdost HB 32-45, h=2 mm — W01D

Materiál Hliník 99F11 **DIN** **7603 A**

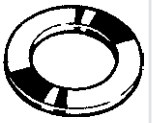

d_1 x d_2	✉	Kód výrobku	d_1 x d_2	✉	Kód výrobku	d_1 x d_2	✉	Kód výrobku
24X29MM	50	45193.240.029	28X34MM (≠DIN)	10	45193.280.034	40X47MM	10	45193.400.047
24X30MM (≠DIN)	50	45193.240.030	30X36MM	10	45193.300.036	42X49MM	10	45193.420.049
26X31MM	50	45193.260.031	30X38MM	10	45193.300.038	48X55MM	10	45193.480.055
26X32MM	50	45193.260.032	32X38MM	10	45193.320.038	50X57MM	10	45193.500.057
26X34MM	10	45193.260.034	33X39MM	10	45193.330.039			
27X32MM	10	45193.270.032	35X41MM	10	45193.350.041			

Použitelný pro spoje trubek a šroubové zátky.

50300 Těsnicí kroužek žíhaný, h=1 mm — M03A

Materiál Měď **DIN** **7603 A**

RoHS

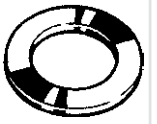

d_1 x d_2	✉	Kód výrobku	d_1 x d_2	✉	Kód výrobku	d_1 x d_2	✉	Kód výrobku
5X10MM (≠DIN)	100	50300.050.010	8X14MM	100	50300.080.014	14X18MM (≠DIN)	50	50300.140.018
6X10MM	100	50300.060.010	9X14MM (≠DIN)	100	50300.090.014	14X20MM (≠DIN)	50	50300.140.020
6X12MM	100	50300.060.012	10X14MM	100	50300.100.014	15X20MM (≠DIN)	50	50300.150.020
6,5X9,5MM	100	50300.065.009	10X15MM	100	50300.100.015	28X33MM	100	50300.280.033
7X10MM (≠DIN)	100	50300.070.010	10X16MM	100	50300.100.016			
8X12MM	100	50300.080.012	12X16MM (≠DIN)	50	50300.120.016			

Použitelný pro spoje trubek a šroubové zátky.

50301 Těsnicí kroužek žíhaný, h=1,5 mm — M03A

Materiál Měď **DIN** **7603 A**

RoHS

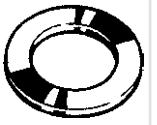

d_1 x d_2	✉	Kód výrobku	d_1 x d_2	✉	Kód výrobku	d_1 x d_2	✉	Kód výrobku
6X10MM	100	50301.060.010	12X18MM	50	50301.120.018	17X21MM	50	50301.170.021
8X14MM	100	50301.080.014	12X20MM (≠DIN)	50	50301.120.020	17X22MM (≠DIN)	50	50301.170.022
9X14MM (≠DIN)	100	50301.090.014	12,5X20MM (≠DIN)	50	50301.125.020	18X22MM	25	50301.180.022
10X14MM	100	50301.100.014	13X18MM (≠DIN)	50	50301.130.018	18X24MM	25	50301.180.024
10X16MM	100	50301.100.016	14X18MM	50	50301.140.018	20X24MM	25	50301.200.024
10X20MM (≠DIN)	100	50301.100.020	14X20MM	50	50301.140.020	20X26MM	25	50301.200.026
10,5X17MM (≠DIN)	100	50301.105.017	14X22MM (≠DIN)	50	50301.140.022	21X26MM	25	50301.210.026
11X17MM (≠DIN)	100	50301.110.017	15X20MM (≠DIN)	50	50301.150.020	21X28MM (≠DIN)	25	50301.210.028
12X16MM	50	50301.120.016	16X20MM	50	50301.160.020	22X27MM	25	50301.220.027
12X17MM	50	50301.120.017	16X22MM	50	50301.160.022	22X29MM	25	50301.220.029

Použitelný pro spoje trubek a šroubové zátky.

50302 Těsnicí kroužek žíhaný, h=2 mm — M03A

Materiál Měď **DIN** 7603 A

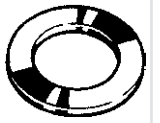

d_1 x d_2	✉	Kód výrobku	d_1 x d_2	✉	Kód výrobku	d_1 x d_2	✉	Kód výrobku
7,1X15MM (≠DIN)	100	50302.071.015	19X26MM (≠DIN)	25	50302.190.026	28X34MM (≠DIN)	10	50302.280.034
10X19MM (≠DIN)	100	50302.100.019	20X24MM (≠DIN)	25	50302.200.024	30X36MM	10	50302.300.036
13X18MM (≠DIN)	50	50302.130.018	21X26MM (≠DIN)	25	50302.210.026	30X38MM	10	50302.300.038
14X18MM (≠DIN)	50	50302.140.018	21X28MM (≠DIN)	25	50302.210.028	32X38MM	10	50302.320.038
14X20MM (≠DIN)	50	50302.140.020	22X26MM (≠DIN)	25	50302.220.026	32X40MM	10	50302.320.040
15X20MM (≠DIN)	50	50302.150.020	22X29MM (≠DIN)	25	50302.220.029	33X39MM	10	50302.330.039
16X20MM (≠DIN)	50	50302.160.020	24X30MM (≠DIN)	25	50302.240.030	35X45MM (≠DIN)	10	50302.350.045
16X21MM (≠DIN)	50	50302.160.021	24X32MM	25	50302.240.032	36X42MM	10	50302.360.042
16X22MM (≠DIN)	50	50302.160.022	26X31MM	10	50302.260.031	38X44MM	10	50302.380.044
16,5X24MM (≠DIN)	25	50302.165.024	26X32MM	10	50302.260.032	40X47MM	10	50302.400.047
17X24MM (≠DIN)	25	50302.170.024	26X33MM (≠DIN)	10	50302.260.033	45X52MM	10	50302.450.052
17,5X25MM (≠DIN)	25	50302.175.025	26X34MM	10	50302.260.034	50X57MM	10	50302.500.057
18X24MM (≠DIN)	25	50302.180.024						

Použitelný pro spoje trubek a šroubové zátky.

50303 Těsnicí kroužek žíhaný, h=2,5 mm — M03A

Materiál Měď **DIN** 7603 A

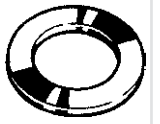

d_1 x d_2	✉	Kód výrobku	d_1 x d_2	✉	Kód výrobku	d_1 x d_2	✉	Kód výrobku
60X68MM	10	50303.600.068	75X84MM	10	50303.750.084	90X100MM	10	50303.900.100

Použitelný pro spoje trubek a šroubové zátky.

50332 Těsnicí kroužek plný, h=1,5 mm — M03A

Materiál Měď/FESTAPLAN **DIN** 7603 C

d_1 x d_2	✉	Kód výrobku	d_1 x d_2	✉	Kód výrobku	d_1 x d_2	✉	Kód výrobku
5X9MM	100	50332.050.009	8X11,5MM	100	50332.080.011	10X13,5MM	100	50332.100.013
6X10MM	100	50332.060.010	8X12MM	100	50332.080.012	10X14MM	100	50332.100.014
6X12MM (≠DIN)	100	50332.060.012	8X14MM	100	50332.080.014	10X16MM	100	50332.100.016

- Minerální vlákna s obchodním názvem FESTAPLAN.
- Vhodný pro aplikace s teplotou max. 180 ° C.

50333 Těsnicí kroužek plný, h=2 mm — M03A

Materiál Měď/FESTAPLAN **DIN** 7603 C

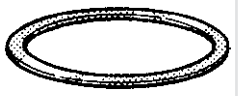

d_1 x d_2	✉	Kód výrobku	d_1 x d_2	✉	Kód výrobku	d_1 x d_2	✉	Kód výrobku
12X16MM	100	50333.120.016	16X22MM	100	50333.160.022	20X26MM	50	50333.200.026
12X18MM	100	50333.120.018	17X21MM	100	50333.170.021	21X26MM	50	50333.210.026
13X18MM (≠DIN)	100	50333.130.018	17X23MM	100	50333.170.023	22X27MM	50	50333.220.027
14X18MM	100	50333.140.018	18X22MM	100	50333.180.022	22X29MM	50	50333.220.029
14X20MM	100	50333.140.020	18X24MM	50	50333.180.024			
16X20MM	100	50333.160.020	20X24MM	50	50333.200.024			

- Minerální vlákna s obchodním názvem FESTAPLAN.
- Vhodný pro aplikace s teplotou max. 180 ° C.

50334 **Těsnicí kroužek plný h=2,5 mm** **M03A**

Materiál Měď/FESTAPLAN **DIN** **7603 C**

d_1 x d_2	✉	Kód výrobku	d_1 x d_2	✉	Kód výrobku	d_1 x d_2	✉	Kód výrobku
24X29MM	25	50334.240.029	28X34MM (≠DIN)	25	50334.280.034	36X42MM	25	50334.360.042
24X30MM (≠DIN)	25	50334.240.030	30X36MM	25	50334.300.036	38X44MM	25	50334.380.044
24X32MM	25	50334.240.032	30X38MM	25	50334.300.038	40X47MM	25	50334.400.047
26X32MM	25	50334.260.032	32X38MM	25	50334.320.038	42X49MM	25	50334.420.049
26X34MM	25	50334.260.034	33X39MM	25	50334.330.039	45X52MM (≠DIN)	10	50334.450.052
27X32MM	25	50334.270.032	35X41MM	25	50334.350.041	48X55MM	10	50334.480.055

- Minerální vlákna s obchodním názvem FESTAPLAN.
- Vhodný pro aplikace s teplotou max. 180 ° C.

Těsnicí kroužek (spojovací kroužek)

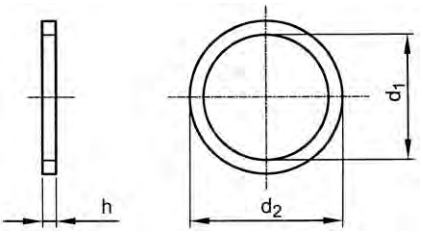

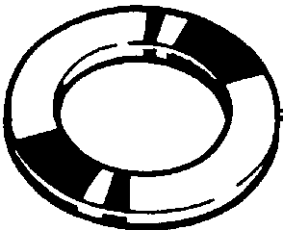

50900 **Těsnicí kroužek (spojovací kroužek) h=1mm** **W05C**

Materiál Vulkanfibr Vf3110 DIN 737

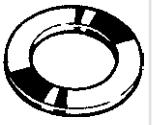

d_1 x d_2	✉	Kód výrobku	d_1 x d_2	✉	Kód výrobku	d_1 x d_2	✉	Kód výrobku
3X5MM	200	50900.030.005	8,5X14MM	200	50900.085.014	18X24MM	100	50900.180.024
3,5X6MM	200	50900.035.006	9X14MM	200	50900.090.014	19X23MM	100	50900.190.023
4X6,5MM	200	50900.040.006	9,5X14MM	200	50900.095.014	20X24MM	100	50900.200.024
4,5X8MM	200	50900.045.008	10X14MM	200	50900.100.014	22X26MM	50	50900.220.026
5X8MM	200	50900.050.008	10,5X17MM	200	50900.105.017	24X28MM	50	50900.240.028
5X10MM	200	50900.050.010	11X17MM	200	50900.110.017	25X34MM	50	50900.250.034
5,5X9MM	200	50900.055.009	12X16MM	200	50900.120.016	26X33MM	50	50900.260.033
6X9MM	200	50900.060.009	12,5X18MM	100	50900.125.018	28X40MM	50	50900.280.040
6X10MM	200	50900.060.010	13X18MM	100	50900.130.018	30X42MM	50	50900.300.042
6X12MM	200	50900.060.012	14X18MM	100	50900.140.018	32X44MM	25	50900.320.044
6,5X10MM	200	50900.065.010	15X19MM	100	50900.150.019	34X46MM	25	50900.340.046
7X10MM	200	50900.070.010	16X20MM	100	50900.160.020	36X48MM	25	50900.360.048
8X12MM	200	50900.080.012	16X21MM	100	50900.160.021	38X50MM	25	50900.380.050
8X16MM	200	50900.080.016	17X22MM	100	50900.170.022	40X52MM	25	50900.400.052

Plochá podložka automobilová

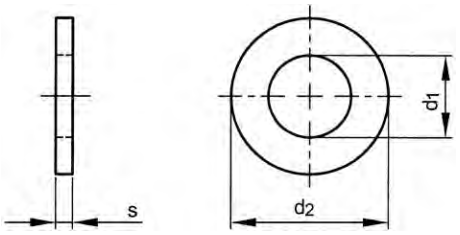

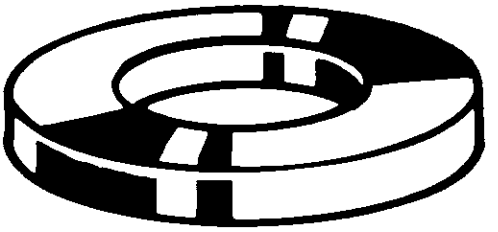

72037 **Plochá podložka speciální automobilová** **Y92E**

Materiál Vulkanfibr

d_1 x d_2 x s	✉	Kód výrobku	d_1 x d_2 x s	✉	Kód výrobku
12X24X2MM	25	72037.120.020	18X28X2MM	25	72037.180.020

Lepené těsnění s pryží

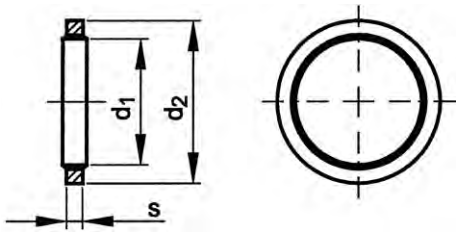

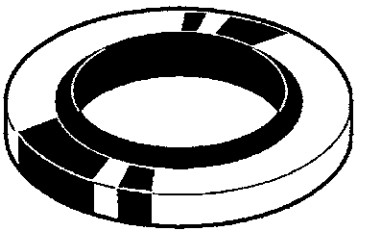

- Speciální vlastnosti lepených těsnění:
- Jsou obzvláště vhodné pro šroubové spoje, spoje trubek, hadicové spojky apod.
- Těsnící kroužek z nitrilové pryže je odolný minerálním olejům, vodě, plynu a množství dalších médií.

Skupiny produktů

Materiál	Povrchová úprava	Kód	Strana
Oc	Zn	38793	7-151
Oc	Zn	38796	7-151

38793 **Lepené těsnění s pryží** **L07G**

Materiál Ocel
Povrchová úprava Pozinkované

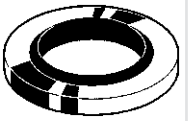

d_1 x d_2 x s	✉	Kód výrobku	d_1 x d_2 x s	✉	Kód výrobku	d_1 x d_2 x s	✉	Kód výrobku
4,5X7X1MM	100	38793.052.100	12,7X18X1,5MM	100	38793.145.150	22,7X30X2MM	25	38793.257.200
5,7X10X1MM	100	38793.067.100	12,7X20X1,5MM	100	38793.147.150	24,7X32X2MM	25	38793.279.200
6,7X11X1MM	100	38793.078.100	14,7X22X1,5MM	50	38793.169.150	26,7X35X2MM	25	38793.302.200
7,1X12X1MM	100	38793.083.100	16,7X24X1,5MM	50	38793.191.150	27,2X36X2MM	25	38793.308.200
8,7X16X1MM	100	38793.103.100	18,7X26X1,5MM	50	38793.213.150	28,7X37X2MM	25	38793.324.200
10,7X18X1,5MM	100	38793.125.150	20,7X28X1,5MM	50	38793.235.150	31X39X2MM	10	38793.349.200

38796 **Lepené těsnění s pryží** **L07G**

Materiál Ocel
Povrchová úprava Pozinkované

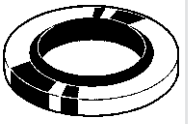

d_1 x d_2 x s	✉	Kód výrobku	d_1 x d_2 x s	✉	Kód výrobku	d_1 x d_2 x s	✉	Kód výrobku
13,34X6,99X1,22	50	38796.000.010	23,8X17,28X2,03	25	38796.000.016	36,58X29,33X2,34	10	38796.000.021
13,34X8,31X1,22	50	38796.000.011	26,92X19,69X2,34	25	38796.000.017	41,4X32,64X3,25	10	38796.000.022
15,88X10,37X2,03	50	38796.000.012	28,58X21,54X2,34	10	38796.000.018	42,8X33,89X3,25	10	38796.000.023
20,57X13,74X2,03	50	38796.000.014	31,75X23,49X2,34	10	38796.000.019	47,75X38,96X3,25	10	38796.000.025
25,4X16,51X2,03	25	38796.000.015	34,93X27,05X2,34	10	38796.000.020	52,38X42,93X3,25	10	38796.000.026

38796 **Lepené těsnění s pryží** ←

d_1 x d_2 x s	✉	Kód výrobku	d_1 x d_2 x s	✉	Kód výrobku
69,85X54,89X3,25	10	38796.000.027	15,9X10,5X2,1	10	38796.000.221

O-kroužek

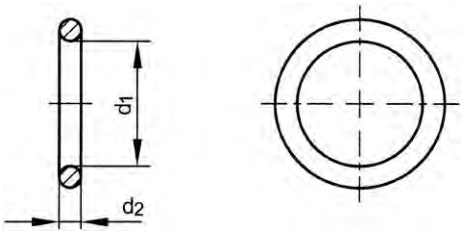



- d_1 = Vnitřní průměr

Skupiny produktů

Materiál		Barva	Kód	Strana
Pryž NBR 70° Shore A	d2=1,5mm	Černá	38801	7-152
Pryž NBR 70° Shore A	d2=1,6mm	Černá	38802	7-152
Pryž NBR 70° Shore A	d2=1,78mm	Černá	38803	7-153
Pryž NBR 70° Shore A	d2=2,0mm	Černá	38805	7-153
Pryž NBR 70° Shore A	d2=2,4mm	Černá	38806	7-153
Pryž NBR 70° Shore A	d2=2,5mm	Černá	38807	7-153
Pryž NBR 70° Shore A	d2=2,62mm	Černá	38808	7-154
Pryž NBR 70° Shore A	d2=3,0mm	Černá	38810	7-154
Pryž NBR 70° Shore A	d2=3,53mm	Černá	38812	7-155
Pryž NBR 70° Shore A	d2=4,0mm	Černá	38814	7-155
Pryž NBR 70° Shore A	d2=5,0mm	Černá	38816	7-155
Pryž FPM 80° Shore	d2=1,6mm	Černá	38869	7-156
Pryž FPM 80° Shore	d2=1,78mm	Černá	38871	7-156
Pryž FPM 80° Shore	d2=1,9mm	Černá	38873	7-156
Pryž FPM 80° Shore	d2=2,0mm	Černá	38874	7-156
Pryž FPM 80° Shore	d2=2,4mm	Černá	38875	7-156
Pryž FPM 80° Shore	d2=2,62mm	Černá	38877	7-157
Pryž FPM 80° Shore	d2=3,53mm	Černá	38883	7-157
Pryž FPM 80° Shore	d2=4,0mm	Černá	38885	7-157
Pryž FPM 80° Shore	d2=5,0mm	Černá	38887	7-157

7

38801 **O-kroužek, d2=1,5 mm** **W05A**

Materiál Pryž NBR 70° Shore A
Barva Černá

d_1	✉	Kód výrobku	d_1	✉	Kód výrobku	d_1	✉	Kód výrobku
3,0MM	50	38801.003.001	7,0MM	50	38801.007.001	9,0MM	50	38801.009.001
5,0MM	50	38801.005.001	7,5MM	50	38801.007.501	35,0MM	10	38801.035.001
6,0MM	50	38801.006.001	8,0MM	50	38801.008.001			

38802 **O-kroužek, d2=1,6 mm** **W05A**

Materiál Pryž NBR 70° Shore A
Barva Černá

d_1	✉	Kód výrobku	d_1	✉	Kód výrobku	d_1	✉	Kód výrobku
3,1MM	50	38802.003.101	12,1MM	25	38802.012.101	21,1MM	25	38802.021.101
4,1MM	50	38802.004.101	13,1MM	25	38802.013.101	22,1MM	10	38802.022.101
5,1MM	50	38802.005.101	14,1MM	25	38802.014.101	25,1MM	10	38802.025.101
6,1MM	50	38802.006.101	15,1MM	25	38802.015.101	27,1MM	10	38802.027.101
7,1MM	50	38802.007.101	16,1MM	25	38802.016.101	29,1MM	10	38802.029.101
8,1MM	50	38802.008.101	17,1MM	25	38802.017.101	32,1MM	10	38802.032.101
9,1MM	50	38802.009.101	18,1MM	25	38802.018.101	35,1MM	10	38802.035.101
10,1MM	25	38802.010.101	19,1MM	25	38802.019.101	37,1MM	10	38802.037.101
11,1MM	25	38802.011.101	20,1MM	25	38802.020.101			

38803 O-kroužek, AS 568A d2=1,78 mm — W05A

Materiál Pryž NBR 70° Shore A
Barva Černá

d_1	✉	Kód výrobku	d_1	✉	Kód výrobku	d_1	✉	Kód výrobku
1,78-AS 004	50	38803.001.781	10,82-AS 013	50	38803.010.821	34,65-AS 028	10	38803.034.651
2,57-AS 005	50	38803.002.571	11,11MM	50	38803.011.111	36,27MM	10	38803.036.271
2,90-AS 006	50	38803.002.901	12,42-AS 014	50	38803.012.421	37,82-AS 029	10	38803.037.821
3,17MM	50	38803.003.171	14,00-AS 015	50	38803.014.001	41,00-AS 030	10	38803.041.001
3,68-AS 007	50	38803.003.681	15,60-AS 016	25	38803.015.601	44,17-AS 031	10	38803.044.171
3,69-AS 007	50	38803.003.691	17,16-AS 017	25	38803.017.161	47,37-AS 032	10	38803.047.371
4,48-AS 008	50	38803.004.481	18,77-AS 018	25	38803.018.771	50,52-AS 033	10	38803.050.521
4,76MM	50	38803.004.761	20,35-AS 019	25	38803.020.351	53,67-AS 034	5	38803.053.671
5,28-AS 009	50	38803.005.281	21,95-AS 020	25	38803.021.951	56,87-AS 035	5	38803.056.871
6,07-AS 010	50	38803.006.071	25,12-AS 022	10	38803.025.121	60,04MM	5	38803.060.041
6,35MM	50	38803.006.351	26,70-AS 023	10	38803.026.701	63,22-AS 037	5	38803.063.221
6,75MM	50	38803.006.751	28,30-AS 024	10	38803.028.301	66,40-AS 038	5	38803.066.401
7,66-AS 011	50	38803.007.661	29,87-AS 025	10	38803.029.871	69,57-AS 039	5	38803.069.571
7,94MM	50	38803.007.941	31,47-AS 026	10	38803.031.471	72,76-AS 040	5	38803.072.761
8,73MM	50	38803.008.731	33,05-AS 027	10	38803.033.051	82,28-AS 042	5	38803.082.281
9,25-AS 012	50	38803.009.251						

38805 O-kroužek, d2=2,0 mm — W05A

Materiál Pryž NBR 70° Shore A
Barva Černá

d_1	✉	Kód výrobku	d_1	✉	Kód výrobku	d_1	✉	Kód výrobku
4,0MM	50	38805.004.001	18,0MM	25	38805.018.001	36,0MM	10	38805.036.001
5,0MM	50	38805.005.001	19,0MM	25	38805.019.001	37,0MM	10	38805.037.001
5,5MM	50	38805.005.501	20,0MM	10	38805.020.001	38,0MM	10	38805.038.001
6,0MM	50	38805.006.001	21,0MM	10	38805.021.001	40,0MM	10	38805.040.001
7,0MM	50	38805.007.001	22,0MM	10	38805.022.001	42,0MM	10	38805.042.001
8,0MM	50	38805.008.001	23,0MM	10	38805.023.001	43,0MM	10	38805.043.001
9,0MM	50	38805.009.001	24,0MM	10	38805.024.001	45,0MM	10	38805.045.001
10,0MM	50	38805.010.001	25,0MM	10	38805.025.001	46,0MM	10	38805.046.001
11,0MM	50	38805.011.001	26,0MM	10	38805.026.001	47,0MM	10	38805.047.001
12,0MM	50	38805.012.001	27,0MM	10	38805.027.001	50,0MM	10	38805.050.001
13,0MM	25	38805.013.001	28,0MM	10	38805.028.001	53,0MM	5	38805.053.001
14,0MM	25	38805.014.001	30,0MM	10	38805.030.001	55,0MM	5	38805.055.001
15,0MM	25	38805.015.001	32,0MM	10	38805.032.001	56,0MM	5	38805.056.001
16,0MM	25	38805.016.001	33,0MM	10	38805.033.001	58,0MM	5	38805.058.001
17,0MM	25	38805.017.001	35,0MM	10	38805.035.001			

38806 O-kroužek, d2=2,4 mm — W05A

Materiál Pryž NBR 70° Shore A
Barva Černá

d_1	✉	Kód výrobku	d_1	✉	Kód výrobku	d_1	✉	Kód výrobku
5,3MM	50	38806.005.301	9,3MM	50	38806.009.301	14,3MM	25	38806.014.301
6,3MM	50	38806.006.301	10,3MM	50	38806.010.301	16,3MM	25	38806.016.301
7,3MM	50	38806.007.301	11,3MM	50	38806.011.301	17,3MM	25	38806.017.301
8,0MM	50	38806.008.001	12,3MM	50	38806.012.301	20,3MM	25	38806.020.301
8,3MM	50	38806.008.301	13,3MM	50	38806.013.301	25,3MM	25	38806.025.301

38807 O-kroužek, d2=2,5 mm — W05A

Materiál Pryž NBR 70° Shore A
Barva Černá

d_1	✉	Kód výrobku	d_1	✉	Kód výrobku	d_1	✉	Kód výrobku
5,0MM	50	38807.005.001	8,0MM	50	38807.008.001	11,0MM	50	38807.011.001
6,0MM	50	38807.006.001	9,0MM	50	38807.009.001	12,0MM	50	38807.012.001
7,0MM	50	38807.007.001	10,0MM	50	38807.010.001	13,0MM	50	38807.013.001

38807 O-kroužek, d2=2,5 mm

d_1	✉	Kód výrobku	d_1	✉	Kód výrobku	d_1	✉	Kód výrobku
14,0MM	25	38807.014.001	23,0MM	10	38807.023.001	32,0MM	10	38807.032.001
15,0MM	25	38807.015.001	24,0MM	10	38807.024.001	35,0MM	10	38807.035.001
16,0MM	25	38807.016.001	25,0MM	10	38807.025.001	36,0MM	10	38807.036.001
17,0MM	25	38807.017.001	26,0MM	10	38807.026.001	38,0MM	10	38807.038.001
18,0MM	10	38807.018.001	27,0MM	10	38807.027.001	39,0MM	10	38807.039.001
19,0MM	10	38807.019.001	28,0MM	10	38807.028.001	40,0MM	10	38807.040.001
20,0MM	10	38807.020.001	29,0MM	10	38807.029.001	44,0MM	10	38807.044.001
21,0MM	10	38807.021.001	30,0MM	10	38807.030.001			
22,0MM	10	38807.022.001	31,0MM	10	38807.031.001			

38808 O-kroužek, AS 568A d2=2,62 mm

W05A

Materiál Pryž NBR 70° Shore A
Barva Černá

d_1	✉	Kód výrobku	d_1	✉	Kód výrobku	d_1	✉	Kód výrobku
9,19-AS 110	50	38808.009.191	22,22MM	10	38808.022.221	50,47-AS 136	5	38808.050.471
9,92MM	50	38808.009.921	23,47-AS 119	10	38808.023.471	52,07-AS 137	5	38808.052.071
10,78-AS 111	50	38808.010.781	23,81MM	10	38808.023.811	55,25-AS 139	5	38808.055.251
11,91MM	50	38808.011.911	25,07-AS 120	10	38808.025.071	56,82-AS 140	5	38808.056.821
12,37-AS 112	50	38808.012.371	26,64MM	10	38808.026.641	58,42-AS 141	5	38808.058.421
12,70MM	50	38808.012.701	29,82-AS 123	10	38808.029.821	60,00-AS 142	5	38808.060.001
13,10MM	25	38808.013.101	31,42-AS 124	10	38808.031.421	61,60-AS 143	5	38808.061.601
13,95-AS 113	25	38808.013.951	33,00-AS 125	10	38808.033.001	63,17-AS 144	5	38808.063.171
15,08MM	25	38808.015.081	34,59-AS 126	10	38808.034.591	64,77-AS 145	5	38808.064.771
15,54-AS 114	25	38808.015.541	36,17-AS 127	10	38808.036.171	67,95-AS 147	5	38808.067.951
15,88MM	25	38808.015.881	37,77-AS 128	10	38808.037.771	69,52-AS 148	5	38808.069.521
17,13-AS 115	25	38808.017.131	39,34-AS 129	10	38808.039.341	71,12-AS 149	5	38808.071.121
17,86MM	25	38808.017.861	40,95-AS 130	10	38808.040.951	74,30MM	5	38808.074.301
18,72-AS 116	25	38808.018.721	44,12-AS 132	10	38808.044.121	80,60MM	5	38808.080.601
20,29-AS 117	10	38808.020.291	45,69-AS 133	10	38808.045.691	82,22-AS 152	5	38808.082.221
20,63MM	10	38808.020.631	47,29-AS 134	10	38808.047.291	83,80MM	5	38808.083.801
21,89-AS 118	10	38808.021.891	48,90-AS 135	10	38808.048.901	94,93MM	5	38808.094.931

7

38810 O-kroužek, d2=3,0 mm

W05A

Materiál Pryž NBR 70° Shore A
Barva Černá

d_1	✉	Kód výrobku	d_1	✉	Kód výrobku	d_1	✉	Kód výrobku
5,0MM	50	38810.005.001	26,0MM	10	38810.026.001	52,0MM	5	38810.052.001
6,0MM	50	38810.006.001	26,2MM	10	38810.026.201	54,5MM	5	38810.054.501
7,0MM	50	38810.007.001	27,0MM	10	38810.027.001	56,0MM	5	38810.056.001
8,0MM	50	38810.008.001	28,0MM	10	38810.028.001	58,0MM	5	38810.058.001
9,0MM	50	38810.009.001	29,0MM	10	38810.029.001	59,0MM	5	38810.059.001
10,0MM	50	38810.010.001	30,0MM	10	38810.030.001	62,0MM	5	38810.062.001
11,0MM	50	38810.011.001	31,0MM	10	38810.031.001	64,5MM	5	38810.064.501
12,0MM	50	38810.012.001	32,0MM	10	38810.032.001	66,0MM	5	38810.066.001
13,0MM	50	38810.013.001	33,0MM	10	38810.033.001	72,0MM	5	38810.072.001
14,0MM	25	38810.014.001	34,0MM	10	38810.034.001	74,5MM	5	38810.074.501
15,0MM	25	38810.015.001	35,0MM	10	38810.035.001	78,0MM	5	38810.078.001
16,0MM	25	38810.016.001	36,0MM	10	38810.036.001	79,5MM	5	38810.079.501
17,0MM	25	38810.017.001	37,0MM	10	38810.037.001	84,5MM	5	38810.084.501
18,0MM	25	38810.018.001	38,0MM	10	38810.038.001	89,5MM	5	38810.089.501
19,0MM	25	38810.019.001	39,0MM	10	38810.039.001	108,0MM	5	38810.108.001
20,0MM	25	38810.020.001	40,0MM	10	38810.040.001	119,5MM	5	38810.119.501
20,2MM	10	38810.020.201	41,0MM	10	38810.041.001	175,0MM	5	38810.175.001
21,0MM	10	38810.021.001	42,0MM	10	38810.042.001	180,0MM	5	38810.180.001
22,0MM	10	38810.022.001	43,0MM	10	38810.043.001	195,0MM	5	38810.195.001
22,2MM	10	38810.022.201	44,0MM	10	38810.044.001	210,0MM	5	38810.210.001
23,0MM	10	38810.023.001	45,0MM	10	38810.045.001	220,0MM	5	38810.220.001
24,0MM	10	38810.024.001	46,0MM	10	38810.046.001	245,0MM	5	38810.245.001
24,2MM	10	38810.024.201	47,0MM	10	38810.047.001	250,0MM	5	38810.250.001
25,0MM	10	38810.025.001	48,0MM	10	38810.048.001	300,0MM	5	38810.300.001

38812 O-kroužek, AS 568A d2=3,53 mm — W05A

Materiál Pryž NBR 70° Shore A
Barva Černá

d_1	✉	Kód výrobku	d_1	✉	Kód výrobku	d_1	✉	Kód výrobku
18,64-AS 210	25	38812.018.641	44,45MM	10	38812.044.451	72,62-AS 233	5	38812.072.621
20,22-AS 211	10	38812.020.221	46,04MM	10	38812.046.041	74,60MM	5	38812.074.601
21,82-AS 212	10	38812.021.821	47,22-AS 225	10	38812.047.221	78,97-AS 235	5	38812.078.971
23,40-AS 213	10	38812.023.401	49,21MM	10	38812.049.211	82,14-AS 236	5	38812.082.141
24,99-AS 214	10	38812.024.991	50,40MM	5	38812.050.401	85,32-AS 237	5	38812.085.321
25,80MM	10	38812.025.801	50,80-AS 226	5	38812.050.801	91,67-AS 238	5	38812.091.671
26,58-AS 215	10	38812.026.581	52,39MM	5	38812.052.391	94,84-AS 240	5	38812.094.841
28,17-AS 216	10	38812.028.171	53,57-AS 227	5	38812.053.571	98,02-AS 241	5	38812.098.021
29,75-AS 217	10	38812.029.751	53,98MM	5	38812.053.981	101,20-AS 242	5	38812.101.201
31,34-AS 218	10	38812.031.341	55,56MM	5	38812.055.561	104,37-AS 243	5	38812.104.371
32,92-AS 219	10	38812.032.941	57,15MM	5	38812.057.151	107,54-AS 244	5	38812.107.541
34,52-AS 220	10	38812.034.521	58,74MM	5	38812.058.741	110,72-AS 245	5	38812.110.721
36,10-AS 221	10	38812.036.101	59,92-AS 229	5	38812.059.921	117,07-AS 247	5	38812.117.071
37,69-AS 222	10	38812.037.691	60,33MM	5	38812.060.331	123,42-AS 249	5	38812.123.421
39,69MM	10	38812.039.691	66,27-AS 231	5	38812.066.271	132,94-AS 252	5	38812.132.941
40,87-AS 223	10	38812.040.871	68,26MM	5	38812.068.261	136,12-AS 253	5	38812.136.121
41,28MM	10	38812.041.281	69,44-AS 232	5	38812.069.441	142,47-AS 255	5	38812.142.471
42,86MM	10	38812.042.861	69,85MM	5	38812.069.851	151,99-AS 258	5	38812.151.991
44,04-AS 224	10	38812.044.041	71,44MM	5	38812.071.441			

38814 O-kroužek, d2=4,0 mm — W05A

Materiál Pryž NBR 70° Shore A
Barva Černá

d_1	✉	Kód výrobku	d_1	✉	Kód výrobku	d_1	✉	Kód výrobku
9,0MM	50	38814.009.001	30,0MM	10	38814.030.001	55,0MM	5	38814.055.001
10,0MM	50	38814.010.001	32,0MM	10	38814.032.001	58,0MM	5	38814.058.001
12,0MM	25	38814.012.001	34,0MM	10	38814.034.001	59,0MM	5	38814.059.001
14,0MM	25	38814.014.001	35,0MM	10	38814.035.001	60,0MM	5	38814.060.001
16,0MM	25	38814.016.001	36,0MM	10	38814.036.001	64,0MM	5	38814.064.001
18,0MM	25	38814.018.001	38,0MM	10	38814.038.001	65,0MM	5	38814.065.001
19,0MM	25	38814.019.001	40,0MM	10	38814.040.001	66,0MM	5	38814.066.001
20,0MM	25	38814.020.001	42,0MM	10	38814.042.001	70,0MM	5	38814.070.001
21,0MM	25	38814.021.001	43,0MM	10	38814.043.001	72,0MM	5	38814.072.001
22,0MM	25	38814.022.001	44,0MM	10	38814.044.001	75,0MM	5	38814.075.001
23,0MM	25	38814.023.001	48,0MM	10	38814.048.001	78,0MM	5	38814.078.001
24,0MM	25	38814.024.001	49,0MM	10	38814.049.001	80,0MM	5	38814.080.001
25,0MM	10	38814.025.001	50,0MM	10	38814.050.001	87,0MM	5	38814.087.001
26,0MM	10	38814.026.001	52,0MM	5	38814.052.001	125,0MM	5	38814.125.001
28,0MM	10	38814.028.001						

38816 O-kroužek, d2=5,0 mm — W05A

Materiál Pryž NBR 70° Shore A
Barva Černá

d_1	✉	Kód výrobku	d_1	✉	Kód výrobku	d_1	✉	Kód výrobku
12,0MM	25	38816.012.001	22,0MM	10	38816.022.001	45,0MM	10	38816.045.001
15,0MM	25	38816.015.001	23,0MM	10	38816.023.001	48,0MM	10	38816.048.001
16,0MM	25	38816.016.001	25,0MM	10	38816.025.001	50,0MM	10	38816.050.001
17,0MM	25	38816.017.001	27,0MM	10	38816.027.001	55,0MM	5	38816.055.001
18,0MM	25	38816.018.001	30,0MM	10	38816.030.001	65,0MM	5	38816.065.001
19,0MM	25	38816.019.001	35,0MM	10	38816.035.001	70,0MM	5	38816.070.001
20,0MM	10	38816.020.001	40,0MM	10	38816.040.001	75,0MM	5	38816.075.001
21,0MM	10	38816.021.001						

38869 O-kroužek (Viton), d2=1,6 mm — W07A

Materiál Pryž FPM 80º Shore
Barva Černá

d_1	✉	Kód výrobku	d_1	✉	Kód výrobku	d_1	✉	Kód výrobku
2,2MM	50	38869.002.201	4,7MM	50	38869.004.701	10,1MM	25	38869.010.101
2,8MM	50	38869.002.801	5,1MM	50	38869.005.101	11,1MM	25	38869.011.101
3,1MM	50	38869.003.101	6,1MM	50	38869.006.101	12,1MM	25	38869.012.101
3,7MM	50	38869.003.701	7,1MM	50	38869.007.101	13,1MM	25	38869.013.101
4,1MM	50	38869.004.101	9,1MM	50	38869.009.101			

38871 O-kroužek (Viton), AS 568A d2=1,78 mm — W07A

Materiál Pryž FPM 80º Shore
Barva Černá

d_1	✉	Kód výrobku	d_1	✉	Kód výrobku	d_1	✉	Kód výrobku
2,90-AS 006	50	38871.002.901	6,07-AS 010	50	38871.006.071	12,42-AS 014	25	38871.012.421
3,69-AS 007	50	38871.003.691	7,65MM	50	38871.007.651	14,00MM	25	38871.014.001
4,48-AS 008	50	38871.004.481	9,25-AS 012	50	38871.009.251	15,60-AS 016	25	38871.015.601
5,28-AS 009	50	38871.005.281	10,82-AS 013	25	38871.010.821	17,17MM	25	38871.017.171

38873 O-kroužek (Viton), d2=1,9 mm — W07A

Materiál Pryž FPM 80º Shore
Barva Černá

d_1	✉	Kód výrobku	d_1	✉	Kód výrobku	d_1	✉	Kód výrobku
2,4MM	50	38873.002.401	4,2MM	50	38873.004.201	7,2MM	50	38873.007.201
2,6MM	50	38873.002.601	4,9MM	50	38873.004.901	8,9MM	50	38873.008.901
3,4MM	50	38873.003.401	5,7MM	50	38873.005.701			

38874 O-kroužek (Viton), d2=2,0 mm — W07A

Materiál Pryž FPM 80º Shore
Barva Černá

d_1	✉	Kód výrobku	d_1	✉	Kód výrobku	d_1	✉	Kód výrobku
4,0MM	50	38874.004.001	10,0MM	25	38874.010.001	16,0MM	25	38874.016.001
6,0MM	50	38874.006.001	12,0MM	25	38874.012.001	18,0MM	25	38874.018.001
8,0MM	50	38874.008.001	14,0MM	25	38874.014.001	20,0MM	10	38874.020.001

38875 O-kroužek (Viton), d2=2,4 mm — W07A

Materiál Pryž FPM 80º Shore
Barva Černá

d_1	✉	Kód výrobku	d_1	✉	Kód výrobku	d_1	✉	Kód výrobku
3,3MM	50	38875.003.301	8,3MM	50	38875.008.301	12,3MM	50	38875.012.301
4,3MM	50	38875.004.301	9,3MM	50	38875.009.301	13,3MM	25	38875.013.301
5,3MM	50	38875.005.301	10,3MM	25	38875.010.301	14,3MM	25	38875.014.301
6,3MM	50	38875.006.301	11,3MM	25	38875.011.301	15,3MM	25	38875.015.301
7,3MM	50	38875.007.301						

38877 O-kroužek (Viton), AS 568A d2=2,62 mm — W07A

Materiál Pryž FPM 80º Shore
Barva Černá

d_1	✉	Kód výrobku	d_1	✉	Kód výrobku	d_1	✉	Kód výrobku
9,20MM	50	38877.009.201	15,54-AS 114	25	38877.015.541	20,30MM	10	38877.020.301
10,78-AS 111	25	38877.010.781	17,12MM	25	38877.017.121	21,90MM	10	38877.021.901
12,37-AS 112	25	38877.012.371	18,72-AS 116	25	38877.018.721	23,47-AS 119	10	38877.023.471
13,95-AS 113	25	38877.013.951						

38883 O-kroužek (Viton), AS 568A d2=3,53 mm — W07A

Materiál Pryž FPM 80º Shore
Barva Černá

d_1	✉	Kód výrobku	d_1	✉	Kód výrobku	d_1	✉	Kód výrobku
18,64-AS 210	25	38883.018.641	26,57MM	10	38883.026.571	34,52-AS 220	10	38883.034.521
20,22-AS 211	10	38883.020.221	28,17-AS 216	10	38883.028.171	36,09MM	10	38883.036.091
21,82-AS 212	10	38883.021.821	29,74MM	10	38883.029.741	37,69MM	10	38883.037.691
23,39MM	10	38883.023.391	31,34-AS 218	10	38883.031.341	40,87-AS 223	10	38883.040.871
24,99-AS 214	10	38883.024.991	32,92MM	10	38883.032.921			

38885 O-kroužek (Viton), d2=4,0 mm — W07A

Materiál Pryž FPM 80º Shore
Barva Černá

d_1	✉	Kód výrobku	d_1	✉	Kód výrobku	d_1	✉	Kód výrobku
30,0MM	10	38885.030.001	34,0MM	10	38885.034.001	38,0MM	10	38885.038.001
32,0MM	10	38885.032.001	35,0MM	10	38885.035.001	40,0MM	10	38885.040.001

7

38887 O-kroužek (Viton), d2=5,0 mm — W07A

Materiál Pryž FPM 80º Shore
Barva Černá

d_1	✉	Kód výrobku	d_1	✉	Kód výrobku	d_1	✉	Kód výrobku
35,0MM	10	38887.035.001	45,0MM	10	38887.045.001	50,0MM	10	38887.050.001
40,0MM	10	38887.040.001						

Guma pro O-kroužky

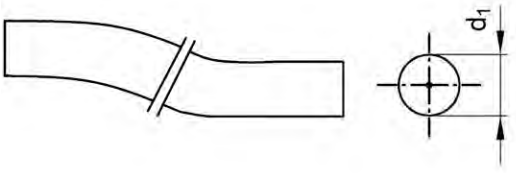



38840	Guma pro O-kroužky, 2 metry	W05A
Materiál	Pryž NBR 70º Shore A	
Barva	Černá	

d_1	✉	Kód výrobku	d_1	✉	Kód výrobku	d_1	✉	Kód výrobku
1,78	1	38840.001.781	3,53	1	38840.003.531	5,7	1	38840.005.701
2,0	1	38840.002.001	4,0	1	38840.004.001	6,0	1	38840.006.001
2,40	1	38840.002.401	5,0	1	38840.005.001	6,99	1	38840.006.991
3,0	1	38840.003.001	5,34	1	38840.005.341	8,0	1	38840.008.001

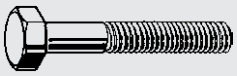
1 Šrouby

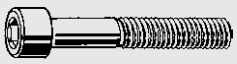
2 Produkty s vnitřním šestihranem

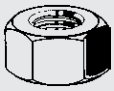
3 Matice, nýtovací matice a závitové vložky

4 Závitové tyče a svorníky

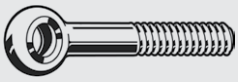
5 Šrouby s okem a hákem

6 Vruty, šrouby

I Seznam

7 Podložky a O-kroužky

8 Kotvy

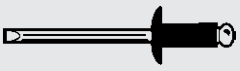
9 Nýty a kolíky

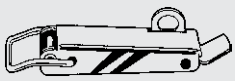
10 Nábytkářský a bezpečnostní materiál

11 Kolekce

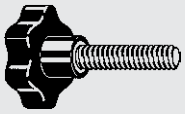
12 Strojní součástky

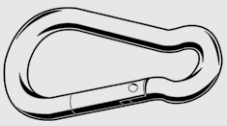
13 Speciální nerezový materiál

T Technické informace

Kotvy 8

Strana 8-4 — MAXXFAST UniFast
Strana 8-5 — Nylon
Strana 8-7 — FISCHER Typ S
Strana 8-8 — FISCHER Příslušenství
Strana 8-8 — FISCHER Typ MS
Strana 8-9 — MAXXFAST MultiFast
Strana 8-10 — FISCHER Typ SX
Strana 8-11 — MAXXFAST 4Fast
Strana 8-12 — FISCHER Typ UX/UX-R
Strana 8-13 — FISCHER Univerzální typ FU
Strana 8-14 — Dutinové hmoždinky
Strana 8-15 — FISCHER Typ HM/HMS
Strana 8-16 — Montážní nástroj
Strana 8-17 — MAXXFAST Hmoždinka do sádrokartonu
Strana 8-18 — SPIT Driva
Strana 8-19 — FISCHER Typ GK/GKS
Strana 8-20 — FISCHER Typ GB
Strana 8-21 — FISCHER Typ FTP, ocel
Strana 8-22 — FISCHER Typ FTP, plast
Strana 8-23 — FISCHER Montážní nástroj FTP
Strana 8-24 — Sklopná kotva
Strana 8-25 — SPIT Typ SDA
Strana 8-26 — FISCHER Typ FNH
Strana 8-27 — MAXXFAST HammerFast
Strana 8-28 — FISCHER Typ N-Z
Strana 8-29 — FISCHER Typ N-FZ
Strana 8-30 — FISCHER Typ N-D
Strana 8-31 — FISCHER Typ SXS
Strana 8-32 — MAXXFAST Rámové upevnění
Strana 8-33 — MAXXFAST Rámové upevnění nylon
Strana 8-34 — FISCHER Typ F-S
Strana 8-35 — FISCHER Typ F-M
Strana 8-36 — FISCHER Typ FUR-T
Strana 8-37 — FISCHER Typ FUR-SS
Strana 8-38 — FISCHER Typ SXR-T
Strana 8-39 — Šroub pro okenní rámy
Strana 8-40 — FISCHER Krytka
Strana 8-41 — FISCHER Typ JS
Strana 8-42 — FISCHER Typ S/J/S
Strana 8-43 — MAXXFAST Rozpínací hmoždinka
Strana 8-43 — Rozpínací hmoždinka
Strana 8-44 — Rozpínací plášťová kotva
Strana 8-45 — Rozpínací pouzdro Nerezocel
Strana 8-45 — Se šestihranným šroubem
Strana 8-46 — Expansion shield anchor, loose bolt
Strana 8-47 — FISCHER Typ M
Strana 8-48 — FISCHER Typ PA
Strana 8-49 — FISCHER Typ FSA-S
Strana 8-50 — RAWLNUT
Strana 8-51 — MAXXFAST Natloukací kotva

Kotvy 8

Strana 8-52 — Natloukací kotva
Strana 8-54 — Montážní přípravek
Strana 8-55 — Montážní nástroj SA
Strana 8-55 — FISCHER Typ FHY
Strana 8-56 — Kotevní šroub WALLDOG
Strana 8-57 — Kotevní šroub WALLDOG
Strana 8-58 — Kotevní šroub TAPH
Strana 8-59 — Kotevní šroub TAPC
Strana 8-60 — Betonová kotva BT
Strana 8-61 — Betonová kotva A4 BT
Strana 8-62 — Betonová kotva BT
Strana 8-62 — Betonová kotva BT
Strana 8-63 — Betonová kotva BT
Strana 8-64 — MAXXFAST ThruFast-ThruMaxx
Strana 8-66 — Expresní kotva EXA
Strana 8-67 — FISCHER Typ FBN II
Strana 8-69 — SPIT Type FIX 3
Strana 8-70 — MAXXFAST Vysokozátěžová kotva
Strana 8-72 — FISCHER Typ FAZ
Strana 8-73 — FISCHER Typ FH-B
Strana 8-74 — FISCHER Typ FH-S
Strana 8-76 — FISCHER Typ FZA
Strana 8-77 — FISCHER Nástroj
Strana 8-79 — MAXXFAST svorník pro chemické upevnění
Strana 8-80 — FISCHER Typ RGM
Strana 8-81 — Svorník pro chemické upevnění
Strana 8-81 — SPIT Typ Maxima
Strana 8-82 — FISCHER Montážní nástroj
Strana 8-83 — Ampule
Strana 8-84 — Chemická kotva
Strana 8-86 — Vytlačovací pistole
Strana 8-87 — MAXXFAST Kotevní příslušenství
Strana 8-88 — FISCHER Sítěné kotvící pouzdro
Strana 8-89 — FISCHER Typ RG MI
Strana 8-90 DIN 529 A — Typ A
Strana 8-91 DIN 529 E — Typ E
Strana 8-91 — Háková kotva
Strana 8-94 — Pro bednění
Strana 8-94 — Pro bednění
Strana 8-96 — VEMO Typ 1550
Strana 8-96 — VEMO Typ 1551
Strana 8-97 — VEMO Typ 1140
Strana 8-97 — VEMO Typ 1130
Strana 8-98 — VEMO Typ 995G
Strana 8-99 — VEMO Typ 1036
Strana 8-100 — VEMO Typ 2244

MaxxFast - Hmoždinky a kotevní technika

MaxxFast přináší celou řadu vysoce kvalitních kotevních produktů. Tato řada se skládá z nylonových hmoždinek, natloukacích hmoždinek a kotev. Tyto vysoce kvalitní výrobky budou odpovídat vašim požadavkům pro nejnáročnější aplikace.

Hmoždinky & kotvy
Naše Unifast nylonová hmoždinka má malou přírubu, abyste zabránili zatlačení hmoždinky do vyvrtaného otvoru. Nylonovou hmoždinku MultiFast lze využít téměř ve všech stavebních materiálech. 4-cestná roztažná hmoždinka 4Fast vytváří velmi silné ukotvení. Natloukací hmoždinky HammerFast se vyznačují velmi snadným použitím a snižují dobu instalace.

- Hmoždinky pro sádrokartonové desky
- Upevňovací šrouby a nástroje
- Expanzní hmoždinka
- Rámová hmoždinka
- Drop-in kotvy a nástroje

Ocelové kotvy
ThruFast ocelové kotvy jsou k dispozici z pozinkované ocele a A2 nerezové ocele, jsou vynikající pro základní kotevní aplikace. ThruMaxx s certifikátem ETA7 v souladu s "Evropskou organizaci pro technické schválení", a jsou k dispozici v pozinkované oceli a nerez oceli A4. Nabízejí jak pevnost tak spolehlivost pro dosažení nejlepších možných výsledků.

Také: ProMaxx ETA 1. Tyto vysoce kvalitní výrobky budou odpovídat na vaše požadavky pro nejnáročnější aplikace.

- THRUMAXX ETA7 ocel pozinkováno
- THRUMAXX ETA7 nerez ocel A4
- PROMAXX ETA1 ocel pozinkováno
- THRUFAST ocel pozinkováno
- THRUFAST nerezová ocel A2

Hmoždinka do zdi UniFast

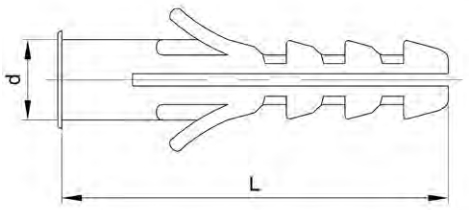

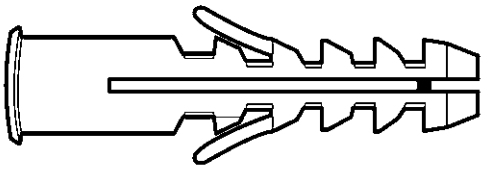

Technické údaje

d	5	6	7	8	10	12
Hloubka otvoru (min.)	35	40	40	50	60	70
L	25	30	30	40	50	60
Vrták ø	5	6	7	8	10	12
Aplikace v kombinaci s:						
Šrouby do dřevotřísky	2.5-4	3.5-4	4-4.5	4.5-6	6-8	8-10
Výtažná síla pro šrouby do dřeva v kN						
Beton ≥ C20/25	0.42	0.64	0.76	0.90	1.80	2.10
Cihla ≥ Mz12	0.36	0.50	0.64	0.80	0.88	0.90

30500 MAXXFAST Hmoždinka do zdi UniFast **MF40**

Materiál Plast Nylon (polyamid)
Barva Šedá

MAXXFAST PROFESSIONAL HARDWARE

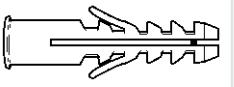

d	✉	Kód výrobku	d	✉	Kód výrobku	d	✉	Kód výrobku
5MM	100	30500.050.001	7MM	100	30500.070.001	10MM	50	30500.100.001
6MM	100	30500.060.001	8MM	100	30500.080.001	12MM	25	30500.120.001

- Pouze celá balení.

Hmoždinka do zdi

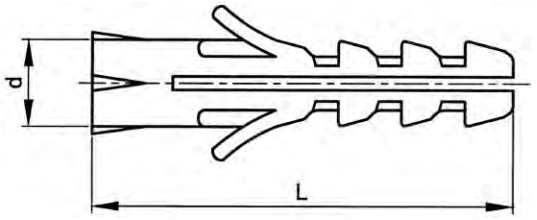

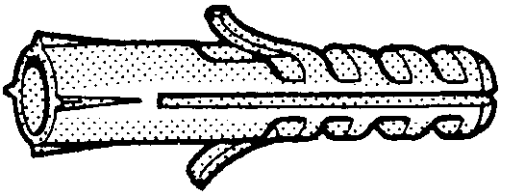

Technické údaje

d	4	5	6	7	8	10	12	14
Hloubka otvoru (min.)	25	35	40	45	55	70	80	100
L	20	25	30	37	40	50	60	80
Vrták ø	4	5	6	7	8	10	12	14
Aplikace v kombinaci s:								
Šroub do dřeva/ šroub do dřeva s šestihrannou hlavou ø	2-3	3-4.5	4.5-5	4.5-5.5	5-6	6-8	8-10	10-12

Montážní postup

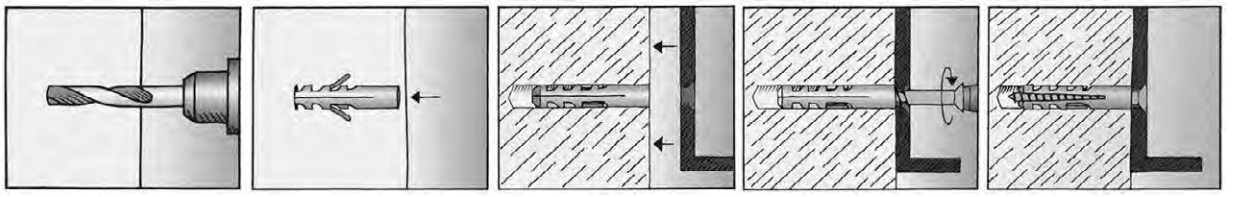

Skupiny produktů

Materiál		Barva	Kód	Strana
Plast Nylon		Šedá	63158	8-5
Plast Nylon	Velké Balení	Šedá	63159	8-5

63158 Hmoždinka do zdi — N05A

Materiál Plast Nylon (polyamid)
Barva Šedá

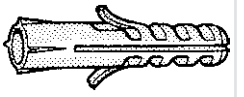

d	✉	Kód výrobku	d	✉	Kód výrobku	d	✉	Kód výrobku
4MM	200	63158.040.001	7MM	100	63158.070.001	12MM	25	63158.120.001
5MM	100	63158.050.001	8MM	100	63158.080.001	14MM	20	63158.140.001
6MM	100	63158.060.001	10MM	50	63158.100.001			

63159 Hmoždinka do zdi — N05A

Materiál Plast Nylon (polyamid)
Barva Šedá

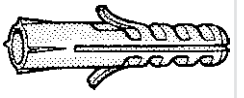

d	✉	Kód výrobku	d	✉	Kód výrobku	d	✉	Kód výrobku
5MM	1000	63159.050.001	8MM	250	63159.080.001	12MM	100	63159.120.001
6MM	500	63159.060.001	10MM	200	63159.100.001			






fischer

8






Hmoždinka do zdi typ S

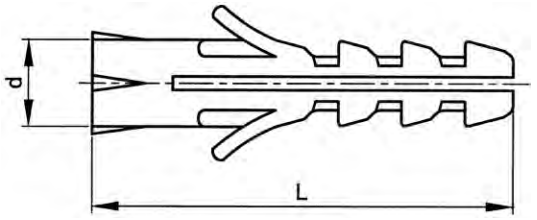

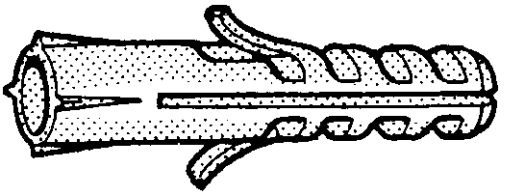

Technické údaje

Typ	S4	S5	S6	S7	S8	S10	S12	S14	S16	S20
d	4	5	6	7	8	10	12	14	16	20
Hloubka otvoru (min.)	25	35	40	40	55	70	80	90	100	120
L	20	25	30	30	40	50	60	75	80	90
Vrták ø	4	5	6	7	8	10	12	14	16	20
Aplikace v kombinaci s:										
Wood or Chipboard screws	2-**3**	3-**4**	4-**5**	4-**5.5**	4.5-**6**	6-**8**	8-**10**	10-**12**	**12 -1/2”**	**16**
Přípustné zatížení v kN										
Beton ≥ C20/25	0.16	0.28	0.40	-	0.60	1.10	1.50	1.85	2.26	3.88
Cihla ≥ Mz12	0.14	0.24	0.28	.	0.50	-	-	-	-	-
Pórobeton ≥ PB4. PP4 (G4)	-	-	0.05	-	0.07	0.16	0.28	0.40	-	-
Vápeno-písková cihla ≥ KS12	0.14	0.24	0.28	-	0.55	-	-	-	-	-

- Přípustné zatížení v kN při největším možném průměru šroubu (hodnoty vytištěné tučně) a správné montáži hmoždinky do nosného materiálu.
- Přípustné zatížení zahrnuje bezpečnostní faktor 7.

Montážní postup

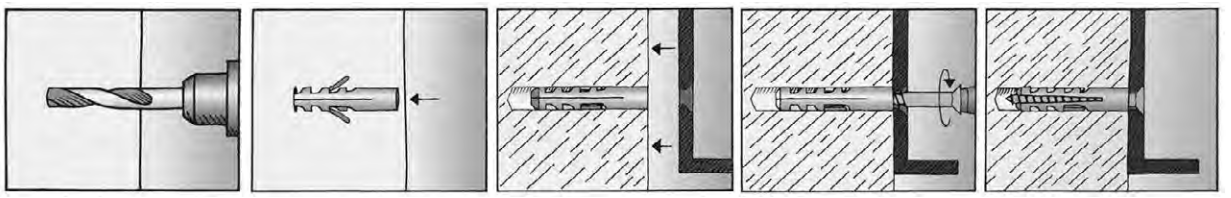

Skupiny produktů

Materiál		Barva	Kód	Strana
Plast Nylon		Šedá	63100	8-7
Plast Nylon	Velké Balení	Šedá	63110	8-7

8

63100 FISCHER Hmoždinka do zdi typ S — N01A

Materiál Plast Nylon (polyamid)
Barva Šedá

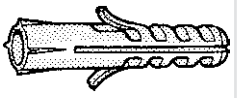

Typ	✉	Kód výrobku	Typ	✉	Kód výrobku	Typ	✉	Kód výrobku
S 4	200	63100.040.001	S 8	100	63100.080.001	S 14	20	63100.140.001
S 5	100	63100.050.001	S 10	50	63100.100.001	S 16	10	63100.160.001
S 6	100	63100.060.001	S 12	25	63100.120.001	S 20	5	63100.200.001
S 7	100	63100.070.001						

63110 FISCHER Hmoždinka do zdi typ S — N01A

Materiál Plast Nylon (polyamid)
Barva Šedá

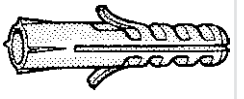

Typ	✉	Kód výrobku	Typ	✉	Kód výrobku	Typ	✉	Kód výrobku
S 5	1000	63110.050.001	S 6	500	63110.060.001	S 8	250	63110.080.001

Kolekce s hmoždinkami do zdi

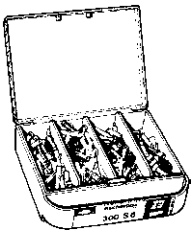

Montážní postup

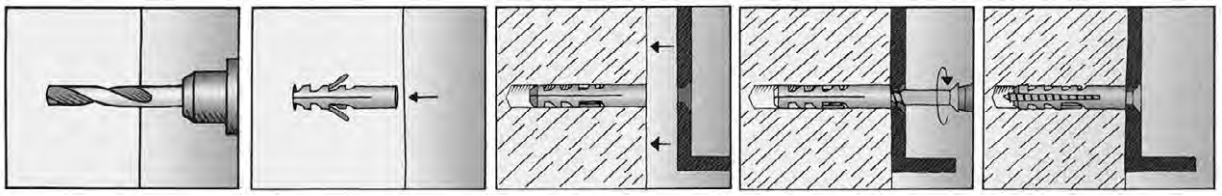

63150	FISCHER Kolekce s hmoždinkami do zdi typ S	N03B

fischer innovative solutions

Typ	✉	Kód výrobku	
BOX S-5/6/8	1	63150.568.001	• Baleno v červené plastové krabici s průhledným okénkem. • Obsah: • 100 nylonových hmoždinek do zdi typ S 5. • 100 nylonových hmoždinek do zdi typ S 8.

Hmoždinka do zdi typ MS

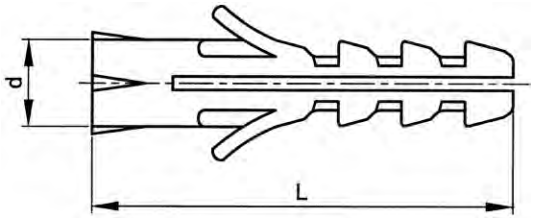

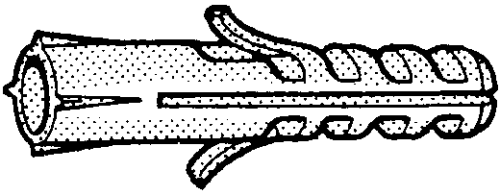

Technické údaje

Typ	M6-S	M8-S	M10-S	M12-S
d	8	10	14	16
Hloubka otvoru (min.)	55	70	90	100
L	40	50	70	80
Vrták ø	8	10	14	16
Přípustné zatížení v kN				
Beton ≥ C20/25	0.30	0.54	0.66	1.06
Cihla Mz12	0.24	0.33	0.46	0.79
Vápeno-písková cihla ≥ KS12	0.24	0.33	0.43	0.71

- Hmoždinka do zdiva, typ MS, je použitelná se šrouby s metrickým závitem.
- Přípustné zatížení zahrnuje bezpečnostní faktor 7

Montážní postup

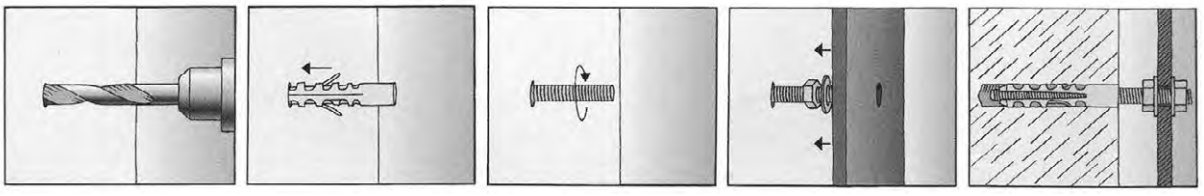

63160	FISCHER Hmoždinka do zdi typ MS	N03B

Závit Metrický závit
Materiál Plast Nylon (polyamid)
Barva Béžová

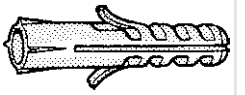

Typ	✉	Kód výrobku	Typ	✉	Kód výrobku	Typ	✉	Kód výrobku
M6 S	100	63160.060.001	M10 S	20	63160.100.001	M12 S	10	63160.120.001
M8 S	50	63160.080.001						

Hmoždinka do zdi MultiFast

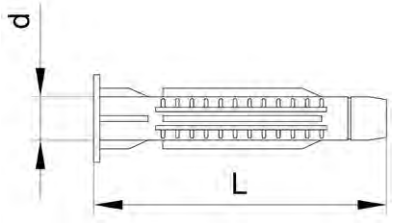

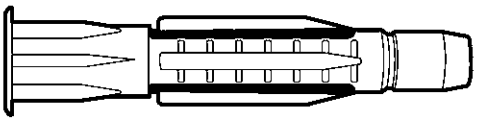

Technické údaje

d	6	8	10
Hloubka otvoru (min.)	45	60	70
L	35	50	60
Vrták ø	6	8	10
Aplikace v kombinaci s:			
Šrouby do dřevotřísky	4	4.5	5
Výtažná síla pro šrouby do dřeva v kN			
Beton ≥ C20/25	0.65	0.80	0.95
Cihla ≥ Mz12	0.20	0.32	0.38

30502	MAXXFAST Hmoždinka do zdi MultiFast	MF50

Materiál Plast Nylon (polyamid)
Barva Šedá

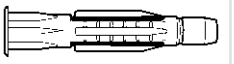

d	✉	Kód výrobku	d	✉	Kód výrobku	d	✉	Kód výrobku
6MM	100	30502.060.001	8MM	100	30502.080.001	10MM	50	30502.100.001

- Pouze celá balení.

Hmoždinka do zdi typ SX

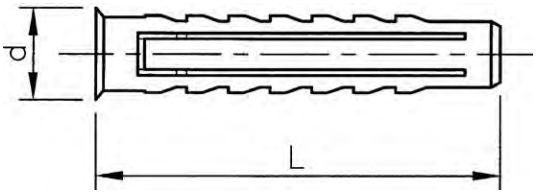

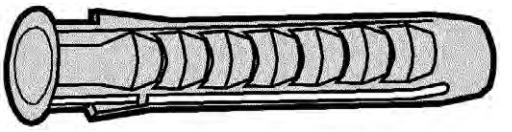

Technické údaje

Typ	SX 4	SX 5	SX 6	SX 6-L	SX 8	SX 8-L	SX 10	SX 12	SX 14	SX 16
d	4	5	6	6	8	8	10	12	14	16
Hloubka otvoru (min.)	25	35	40	60	50	75	70	80	90	100
L	20	25	30	50	40	65	50	60	70	80
Vrták ø	4	5	6	6	8	8	10	12	14	16
Aplikace v kombinaci s:										
Šrouby do dřevotřísky	2-**3**	3-**4**	4-**5**	4-**5**	4.5-**6**	4.5-**6**	6-**8**	8-**10**	10-**12**	12-**1/2”**
Přípustné zatížení v kN										
Beton ≥ C20/25	-	0.29	0.7	0.7	0.71	0.71	1.21	1.71	2.01	2.01
Cihla ≥ Mz12	-	0.23	0.31	0.31	0.59	0.59	0.64	0.71	0.8	0.8
Dutá vápeno-písková cihla KSL12	-	0.17	0.3	0.3	0.33	0.33	0.29	0.35	0.31	0.31
Pórobeton ≥ G2	-	0.03	0.03	0.03	0.04	0.04	0.09	0.14	0.31	0.31
Pórobeton ≥ G4	-	0.09	0.09	0.09	0.14	0.14	0.29	0.44	0.49	0.49
Vápeno-písková cihla ≥ KS12	-	0.29	0.5	0.5	0.6	0.6	1.21	1.71	2.01	2.01
Větrací kámen ≥ Hlz12. ρ ≥ 1.0 kg/dm^3	-	0.07	0.07	0.07	0.17	0.17	0.17	0.26	0.44	0.44

- Přípustné zatížení v kN při největším možném průměru šroubu (hodnoty vytištěné tučně) a správné montáži hmoždinky do nosného materiálu.
- Při použití šroubů do dřevotřísky by měly být hodnoty sníženy o 30 %.
- Vzhledem k možným odchylkám kvality spoje se hodnoty vztahují pouze na upevnění do cihlového zdiva.

Montážní postup

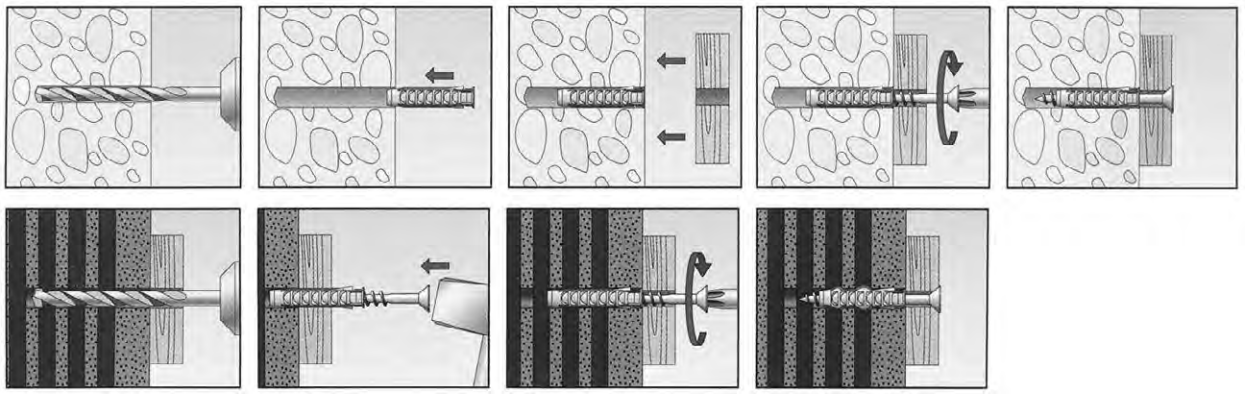

8

Skupiny produktů

Materiál		Barva	Kód	Strana
Plast Nylon	SX	Šedá	63120	8-10
Plast Nylon	SX-L	Šedá	63121	8-11

63120 FISCHER Hmoždinka do zdi typ SX **N01A**

Materiál Plast Nylon (polyamid)
Barva Šedá

fischer innovative solutions

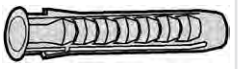

Typ	✉	Kód výrobku	Typ	✉	Kód výrobku	Typ	✉	Kód výrobku
SX4	200	63120.040.001	SX8	100	63120.080.001	SX14	20	63120.140.001
SX5	100	63120.050.001	SX10	50	63120.100.001	SX16	10	63120.160.001
SX6	100	63120.060.001	SX12	25	63120.120.001			

63121 **FISCHER Hmoždinka do zdi typ SX-L** **N01A**

Materiál Plast Nylon (polyamid)
Barva Šedá

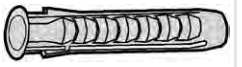

Typ	✉	Kód výrobku	Typ	✉	Kód výrobku
SXL6	100	63121.060.002	SXL8	50	63121.080.002

Hmoždinka do zdi 4Fast

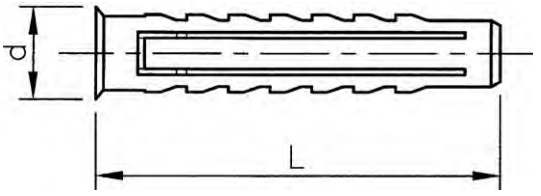

Technické údaje

d	5	6	8	10	12
Hloubka otvoru (min.)	30	50	50	60	70
L	25	30	40	50	60
Vrták ø	5	6	8	10	12
Aplikace v kombinaci s:					
Šrouby do dřevotřísky	4	4.5	5	6	10
Výtažná síla pro šrouby do dřeva v kN					
Beton ≥ C20/25	0.80	1.10	1.20	1.86	2.60
Cihla ≥ Mz12	0.46	0.90	1.00	1.10	1.20

30505 **MAXXFAST Hmoždinka do zdi 4Fast** **MF40**

Materiál Plast Nylon (polyamid)
Barva Šedá

d	✉	Kód výrobku	d	✉	Kód výrobku	d	✉	Kód výrobku
5MM	100	30505.050.001	8MM	100	30505.080.001	12MM	25	30505.120.001
6MM	100	30505.060.001	10MM	50	30505.100.001			

- Pouze celá balení.

Univerzální hmoždinka UX/UX-R

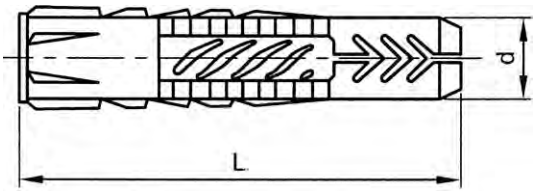



Technické údaje

Typ	UX (R) 6	UX (R) 8	UX (R) 10	UX 12	UX 14
Hloubka otvoru (min.)	45	60	75	85	95
L	35	50	60	70	75
Tloušťka materiálu (min.)	9.5	9.5	12.5	-	-
Vrták ø	6	8	10	12	14
Aplikace v kombinaci s:					
Wood or Chipboard screws	4-**5**	4.5-**6**	6-**8**	8-**10**	10-**12**
Přípustné zatížení v kN					
Cihla ≥ Mz12	0.2	0.3	0.5	0.7	0.8
Dutá vápeno-písková cihla KSL12	0.4	0.5	0.6	0.8	0.8
Pórobeton ≥ PB4. PP4 (G4)	0.2	0.3	0.4	0.6	0.7
Sádrokartón 12.5mm	0.1	0.1	0.1	-	-
Sádrokartón ≥ 2x12.5mm	0.15	0.15	0.15	-	-
Větrací kámen Hlz12	0.2	0.2	0.2	0.3	4

- Přípustné zatížení v kN při největším možném průměru šroubu (hodnoty vytištěné tučně) a správné montáži hmoždinky do nosného materiálu.
- Přípustné zatížení již obsahuje bezpečnostní faktor 7.

Skupiny produktů

Materiál		Kód	Strana
Plast	UX	63276	8-12
Plast	UX-R	63277	8-12

63276 FISCHER Univerzální hmoždinka UX **N03A**

Materiál Plast

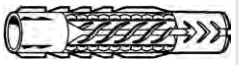

Typ	✉	Kód výrobku	Typ	✉	Kód výrobku	Typ	✉	Kód výrobku
UX 6	100	63276.060.001	UX 10	50	63276.100.001	UX 14	20	63276.140.001
UX 8	100	63276.080.001	UX 12	25	63276.120.001			

63277 FISCHER Univerzální hmoždinka UX-R **N03A**

Materiál Plast

Typ	✉	Kód výrobku	Typ	✉	Kód výrobku	Typ	✉	Kód výrobku
6 UX-R	100	63277.060.001	8 UX-R	100	63277.080.001	10 UX-R	50	63277.100.001

Univerzální hmoždinka

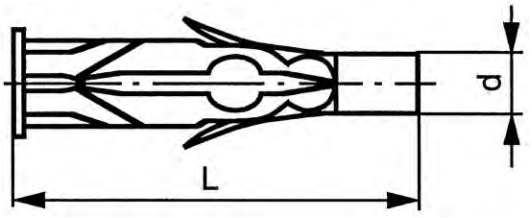

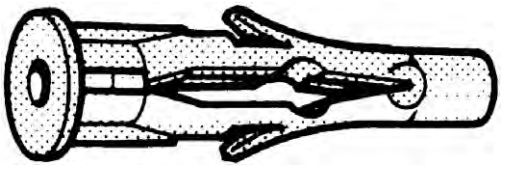

Technické údaje

Typ	FU 6x35	FU 6x45	FU 8x50	FU 10x60
d	6	6	8	10
Hloubka otvoru (min.)	45	55	60	70
L	35	45	50	60
Tloušťka materiálu (min.)	6	6	6	6
Vrták ø	6	6	8	10
Aplikace v kombinaci s:				
Wood or Chipboard screws	3-**3.5**	3-**3.5**	4-**4.5**	5-**6**
Výtažná síla pro šrouby do dřeva/				
Beton C20/25	0.28	0.28	0.57	0.86
Cihla Mz12	0.26	0.26	0.50	0.78
Dutá vápeno-písková cihla KSL6	-	-	-	-
Dřevotříska 10mm	-	-	-	-
Pemzová drť V2	0.10	0.10	0.21	0.22
Pórobeton PB2. PP2 (G2)	0.03	0.03	0.09	0.13
Pórobeton PB4. PP4 (G4)	0.13	0.13	0.22	0.27
Sádrokartón 10mm	-/0.4	-/0.4	-/0.45	-/0.45
Vápeno-písková cihla KS12	0.25	0.25	0.50	0.78
Větrací kámen Hlz12	-	-	-	-

- Přípustné zatížení v kN při největším možném průměru šroubu (hodnoty vytištěné tučně) a správné montáži hmoždinky do nosného materiálu.
- Přípustné zatížení již obsahuje bezpečnostní faktor 7

Montážní postup



8

63270 FISCHER Univerzální hmoždinka typ FU **N03A**

Materiál Plast Nylon (polyamid)
Barva Šedá

Typ	✉	Kód výrobku	Typ	✉	Kód výrobku	Typ	✉	Kód výrobku
FU 6X35	50	63270.060.035	FU 8X50	50	63270.080.050	FU 10X60	25	63270.100.060
FU 6X45	50	63270.060.045						

Dutinové hmoždinky MAXXFAST

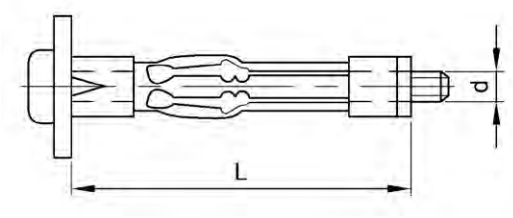

Technické údaje

d x L	Délka šroubu	Hloubka otvoru (min.)	Tloušťka upev. dílu	Vrták ø	Výtažná síla v N
M4x21	28	26	1-4	8	-
M4x34	41	39	3-9	8	-
M4x40	47	46	8-15	8	300
M4x47	54	53	16-21	8	300
M4x60	67	66	32-38	8	500
M5x37	43.5	46	5-13	10	250
M5x53	60	59	5-16	10	500
M5x66	74	72	16-32	10	900
M5x81	89	89	32-45	10	900
M6x37	45	46	5-13	12	200
M6x53	60	59	5-16	12	300
M6x66	74	72	16-32	12	800
M6x81	88	89	32-45	12	800

- Výtažná síla pro maximální tloušťku sádrokartonové desky.

30537 MAXXFAST H-Fast dutinové hmoždinky Pozidriv **MF4A**

Závit Metrický závit
Materiál Ocel
Povrchová úprava Pozinkované

MAXXFAST PROFESSIONAL HARDWARE

RoHS

d x L	✉	Kód výrobku	d x L	✉	Kód výrobku	d x L	✉	Kód výrobku
M4X21	50	30537.040.021	M5X37	50	30537.050.037	M6X37	50	30537.060.037
M4X34	50	30537.040.032	M5X53	50	30537.050.052	M6X53	50	30537.060.052
M4X40	50	30537.040.038	M5X66	50	30537.050.065	M6X66	50	30537.060.065
M4X47	50	30537.040.046	M5X81	50	30537.050.080	M6X81	50	30537.060.080
M4X60	50	30537.040.059						

Dutinové hmoždinky

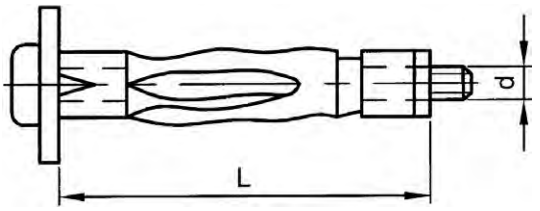

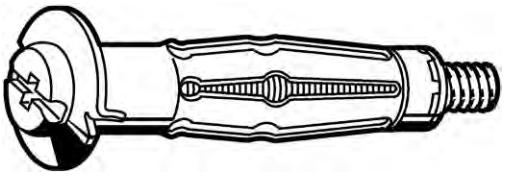

Technické údaje

Typ	d	Hloubka otvoru (min.)	L	Rozměr šroubu	Tloušťka konstrukčního dílu (max.)	Tloušťka materiálu (max.)	Vrták ø
HM 4x32	M4	42	32	M4	-	3-13	8
HM 4x32 S	M4	40	32	M4X40	15-25	3-13	8
HM 4x45 S	M4	55	45	M4x52	12-21	16-23	8
HM 4x46 S	M4	56	46	M4x52	23	5-18	8
HM 4x60 S	M4	60	60	M4X65	12-21	31-40	8
HM 5x37 S	M5	45	37	M5X45	8-17	6-15	10
HM 5x52 S	M5	58	52	M5X58	10-24	7-21	10
HM 5x65 S	M5	71	65	M5X71	12-26	20-34	10
HM 6x37	M6	47	37	M6	-	6-15	12
HM 6x37 S	M6	45	37	M6X45	12-21	6-15	12
HM 6x52 S	M6	58	52	M6X58	14-28	7-21	12
HM 6x65 S	M6	70	65	M6X70	≤ 24	20-34	12
HM 6x80	M6	90	80	M6	-	38-50	12
HM 6x80 S	M6	88	80	M6X88	16-34	32-50	12
HM 8x55 SS	M8	60	55	M8X60	≤ 24	10-21	12

- HM4x32/ HM5x37/ HM6x37/ HM6x80 dodávány bez šroubu.
- HM8x55SS Se šroubem se šestihrannou hlavou. Montáž pouze pomocí profesionálních kleští HM Z 1.

Montážní postup

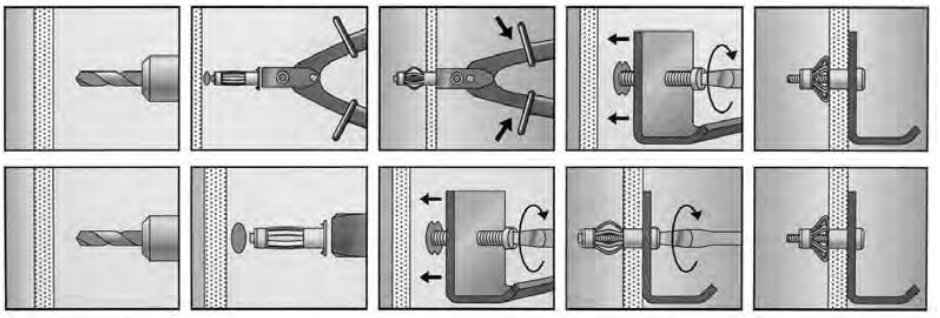

8

63240 FISCHER Dutinové hmoždinky typ HM/HM-S **N03A**

Závit Metrický závit
Materiál Ocel
Povrchová úprava Pozinkované

fischer innovative solutions

RoHS

Typ	✉	Kód výrobku	Typ	✉	Kód výrobku	Typ	✉	Kód výrobku
HM4X32S	50	63240.040.132	HM5X37S	50	63240.050.137	HM6X52S	50	63240.060.152
HM4X45S	50	63240.040.145	HM5X52S	50	63240.050.152	HM6X65S	50	63240.060.165
HM4X54S	50	63240.040.154	HM5X65S	50	63240.050.165	HM6X80S	50	63240.060.180
HM4X60S	50	63240.040.160	HM6X37S	50	63240.060.137	HM8X55S	50	63240.080.155

Montážní nástroj pro dutinové hmoždinky

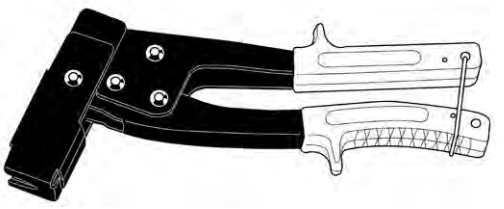

Skupiny produktů

Kód	Strana
30539	8-16
63248	8-16

30539 MAXXFAST Montážní nástroj — MFNA

Typ	✉	Kód výrobku
HA-FAST	1	30539.000.005

63248 FISCHER Montážní nástroj — N03A

Typ	✉	Kód výrobku		
HMZ 2	1	63248.000.100	• Kleště pro kutily. • Vhodné pro montáž dutinových hmoždinek FISCHER.	
HMZ 1	1	63248.000.105	• Kleště pro profesionály. • Vhodné pro montáž dutinových hmoždinek FISCHER.	

Hmoždinka do sádrokartonu

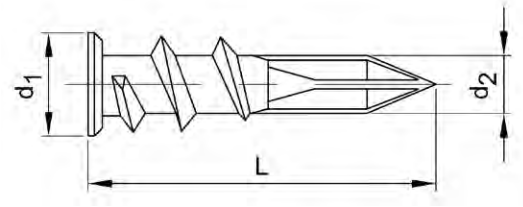

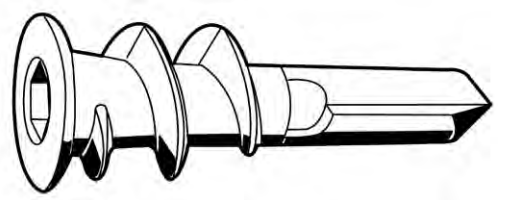

Technické údaje

d_1 x L	d_2	Hloubka otvoru (min.)	Rozměr šroubu	Tloušťka materiálu	Čís. křížové drážky
15x33	6	30	4.5x35	9-16	2
13x29	6	25	4.2x30	9-16	2
13x37	6	25	4.2x50	9-16	2

Skupiny produktů

Typ drážky	Materiál	Povrchová úprava	Kód	Strana
Phillips	Plast Nylon		30530	8-17
Phillips	Oc	Zn	30531	8-17
Phillips	Zamac 3		30532	8-17

30530 MAXXFAST Hmoždinka do sádrokartonu **MF4A**

Materiál Plast Nylon (polyamid)

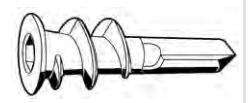

d_1 x L	✉	Kód výrobku
15X33MM	50	30530.120.001

30531 MAXXFAST Hmoždinka do sádrokartonu **MF4A**

Materiál Ocel
Povrchová úprava Pozinkované

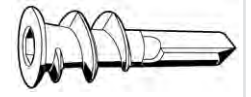

d_1 x L	✉	Kód výrobku
13X29MM	50	30531.015.029

30532 MAXXFAST Hmoždinka do sádrokartonu **MF4A**

Materiál Zamac 3

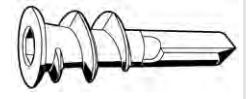

d_1 x L	✉	Kód výrobku
13X37MM	50	30532.060.037

8

Samořezná kotva do sádrokartonu

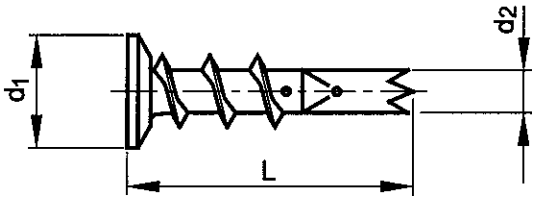

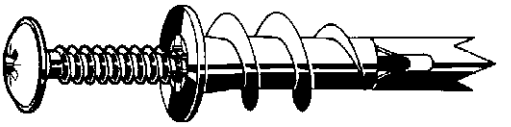

Technické údaje

Typ	TP 12	TP 12-PLUS	TF 27
Namáhání střihem min. v kN	0.18	0.28	0.18
d_1	14	16	14
d_2	8	15.5	8
L	31	39	31
Rozměr šroubu	4.5x35	4.5x45	4.5x50
Tloušťka materiálu (min.)	10	10-13	10
Tloušťka upev. materiálu	0-12	0-12	12-27
Čís. Pozidriv (Z)	2	2	2

Montážní postup

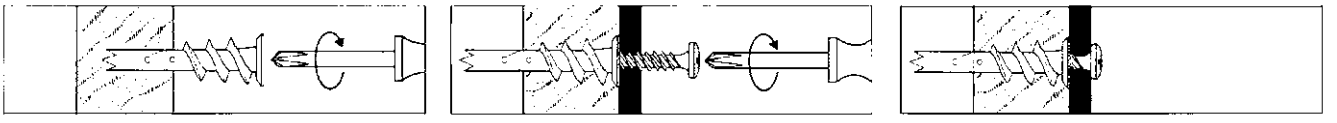

Skupiny produktů

Materiál	Povrchová úprava		Kód	Strana
Zamac 3	Zn		70880	8-18
Zamac 3	Zn	PLUS	70882	8-18

70880 DRIVA Samořezná kotva do sádrokartonu — N05A

Materiál Zamac 3
Povrchová úprava Pozinkované

Typ	✉	Kód výrobku	Typ	✉	Kód výrobku
TP 12	100	70880.120.001	TF 27	100	70880.270.001

- DRIVA samořezné kotvy jsou vyrobeny ze Zamac 3 (zinkové slitiny), typ TP 12 s pozinkovanými šrouby pro zadní panely a typ TF 27 s pozinkovaným zápustným šroubem.
- Uvedené hodnoty jsou aplikovatelné vzestupně na sádrokarton 10 mm, sádrokarton 13 mm a porobeton (předvrtání 6 mm).
- Přípustné zatížení (Nrec / Vrec) zahrnuje bezpečnostní faktor 5 při mezním zatížení.

70882 DRIVA PLUS Samořezná kotva do sádrokartonu — N05A

Materiál Zamac 3
Povrchová úprava Pozinkované

Typ	✉	Kód výrobku
TP 12-PLUS	100	70882.120.001

- DRIVA PLUS samořezné a samostavitelné kloubové kotvy jsou vyrobeny ze Zamac 3 (zinkové slitiny). Dodáváno s pozinkovanými šrouby, vyvinutými speciálně pro samořezné kotvy DRIVA PLUS.
- Přípustné zatížení (Nrec / Vrec) zahrnuje bezpečnostní faktor 5 při mezním zatížení.

Hmoždinka do sádrokartonu

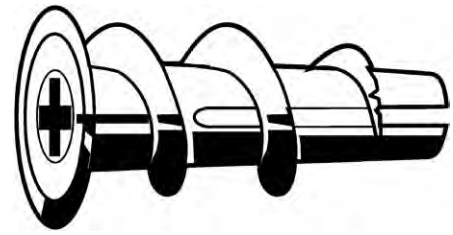

Technické údaje

Typ	GK	GKS
Hloubka otvoru (min.)	25	25
L	22	22
Montážní tloušťka	-	13
Šroub ø	4-5	4.5x35
Přípustné zatížení v kN		
Sádrokartón 9.5mm	0.07	0.07
Sádrokartón 12.5mm	0.08	0.08
Sádrokartón ≥ 2x12.5mm	0.11	0.11

- GKS Dodáváno s montážním nástrojem a šrouby do sádrokartonu.
- GK Min. délka šroubu = délka hmoždinky 22 mm + tloušťka stavebního prvku.
- Přípustné zatížení v kN je platné pro sádrokartonové vruty se specifickými rozměry.

Montážní postup

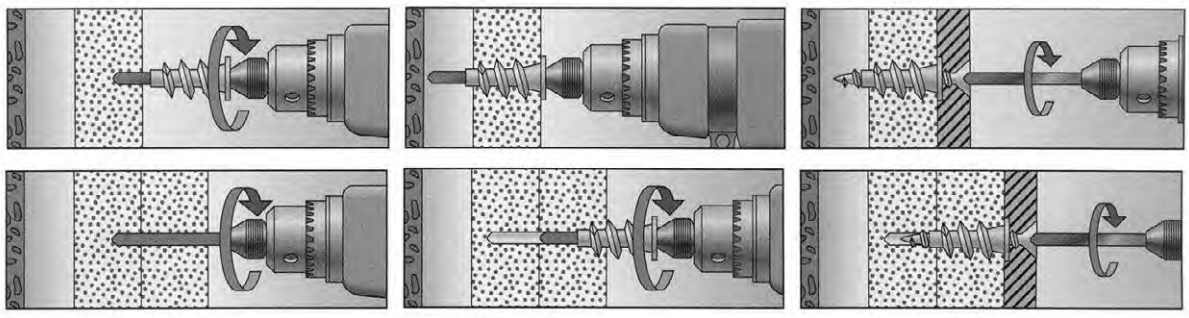

63261 FISCHER Hmoždinka do sádrokartonu, typ GK/GKS **N03A**

Materiál Plast Nylon (polyamid)
Barva Šedá

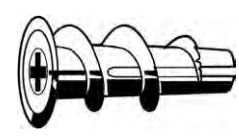

Typ	✉	Kód výrobku	Typ	✉	Kód výrobku
GK 4,0X35	100	63261.040.035	GKS 4,5X35	50	63261.045.035

8

Kotva do pórobetonu

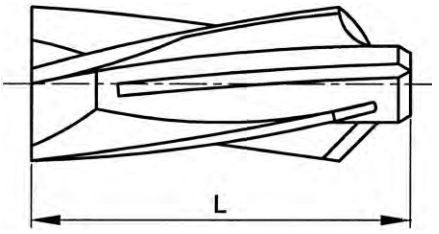

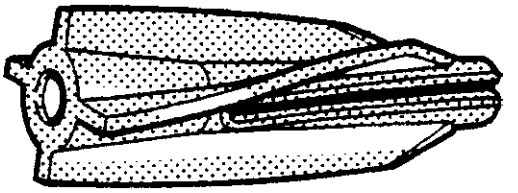

Technické údaje

Typ	GB8	GB10	GB14
Hloubka otvoru (min.)	60	65	90
L	50	55	75
Vrták ø	8	10	14
Aplikace v kombinaci s:			
Šroub ø	5	7	10
Přípustné zatížení v kN			
Pórobeton ≥ G3.3 (GB3.3)	0.3	0.5	0.8
Pórobeton ≥ G4.4 (GB4.4)	0.4	0.6	0.9
Pórobeton ≥ PB2. PP2 (G2)	0.20	0.25	0.40
Pórobeton ≥ PB3.3 (GB3.3)*	0.3	0.5	0.3
Pórobeton ≥ PB4. PP4 (G4)	0.4	0.6	0.9

- Přípustné zatížení platí pro bezpečnostní šrouby Fischer.
- For the design the complete approval has to be considered.

* Zóna tahu porézního betonu na střechy a stropní panely ACC. DIN 4223.

Montážní postup



63300 **FISCHER Kotva do pórobetonu, typ GB** **N03B**

Materiál Plast Nylon (polyamid)
Barva Šedá

fischer innovative solutions

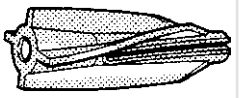

Typ	✉	Kód výrobku	Typ	✉	Kód výrobku	Typ	✉	Kód výrobku
GB 8	25	63300.080.001	GB 10	20	63300.100.001	GB 14	10	63300.140.001

Turbo kotva FTP ocelová

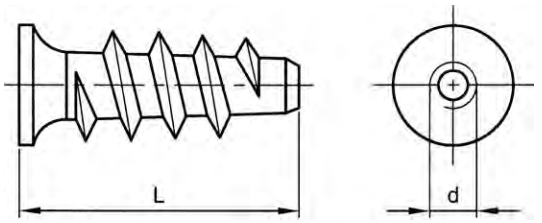

Technické údaje

Typ	M6	M8	M10
Hloubka otvoru k nejhlubšímu bodu	60	70	80
Hloubka zašroubování (max.)	20	25	30
L	50	60	70
Vrták ø	8 - (10)	10 - (12)	12 - (14)
Aplikace v kombinaci s:			
Šroub ø	M6	M8	M10
Přípustné zatížení v kN			
Pórobeton PB2. PP2 (≥ 2.5 N/mm$_2$)	0.30	0.45	0.60
Pórobeton PB4. PP4 (≥ 5.0 N/mm$_2$)	0.50	0.65	0.70
Pórobeton PB6. PP6 (≥ 7.5 N/mm$_2$)	0.7	0.8	0.9
Sádrokartón	-	0.45	0.65

- Přípustné zatížení v kN platí pro šrouby s konkrétními průměry.
- Přípustné zatížení zahrnuje bezpečnostní faktor 5.
- Vrták ø; Hodnoty v závorkách aplikovaných do porézního betonu třídy ≥ 5,0 N / mm^2.

63309 FISCHER Turbo kotva FTP ocelová **N03A**

Materiál Ocel

Typ	✉	Kód výrobku	Typ	✉	Kód výrobku	Typ	✉	Kód výrobku
M6	25	63309.060.001	M8	25	63309.080.001	M10	25	63309.100.001

- Nářadí viz. následující strany.

8

Turbo kotva FTP plastová

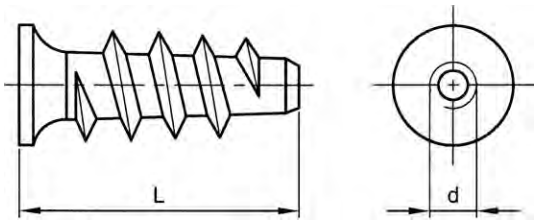

Technické údaje

Typ	K4	K6	K8	K10
Hloubka otvoru k nejhlubšímu bodu	60	60	70	80
Hloubka zašroubování (max.)	35	40	45	50
L	50	50	60	70
Vrták ø	8 - (10)	8 - (10)	10 - (12)	12 - (14)
Šrouby do dřeva ø	4-4.5	5-6	7-8	9-10
Aplikace v kombinaci s:				
Šroub ø	M4	M5-6	M8	M8-10
Přípustné zatížení v kN				
Pórobeton PB2. PP2 (≥ 2.5 N/mm$_2$)	0.15	0.20	0.30	0.40
Pórobeton PB4. PP4 (≥ 5.0 N/mm$_2$)	0.25	0.30	0.40	0.50
Sádrokartón	-	-	0.29	0.54

- Přípustné zatížení v kN platí pro šrouby s konkrétními průměry.
- Přípustné zatížení zahrnuje bezpečnostní faktor 5.
- Vrták ø; Hodnoty v závorkách aplikovaných do porézního betonu třídy ≥ 5,0 N / mm^2.

63310 **FISCHER Turbo kotva FTP plastová** **N03A**

Materiál Plast

Typ	✉	Kód výrobku	Typ	✉	Kód výrobku	Typ	✉	Kód výrobku
K4	25	63310.040.001	K8	25	63310.080.001	K10	10	63310.100.001
K6	25	63310.060.001						

- Nářadí viz. následující strany.

8

Montážní nástroj FTP

Skupiny produktů

Materiál	Kód	Strana
Oc	63312	8-23
Plast	63313	8-23

63312 FISCHER Montážní nástroj FTP ocelový N03A

Materiál Ocel

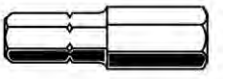

Typ	✉	Kód výrobku	Typ	✉	Kód výrobku	Typ	✉	Kód výrobku
EM6	1	63312.060.001	EM8	1	63312.080.001	EM10	1	63312.100.001

63313 FISCHER Montážní nástroj FTP plastový N03A

Materiál Plast

Typ	✉	Kód výrobku	Typ	✉	Kód výrobku	Typ	✉	Kód výrobku
EK4/6	1	63313.040.001	EK8	1	63313.080.001	EK10	1	63313.100.001

Sklopná kotva

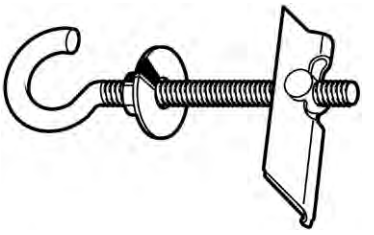

Technické údaje

Typ	Hloubka otvoru (min.)	L	N_{rec}	Pro šroub	Tloušťka materiálu (min.)	Vrták ø
K 54	58	125	-	4MM	65	10
KD 3	27	95	0.45	M3X90	65	12
KD 4	34	105	0.90	M4X100	69	14
KD 5	70	100	2.20	M5X100	63	16
KD 6	70	100	2.80	M6X100	63	16
KD 8	75	100	4.30	M8X100	55	20
KDH 3	27	105	0.07	M3X80	51	12
KDH 4	34	95	0.13	M4X80	35	14
KDH 5	70	130	0.30	M5X90	60	16
KDH 8	75	130	1.40	M8X100	55	20

- **N_{rec}= Doporučené zatížení v kN.**
- Zahrnuje bezpečnostní faktor 2,25.
- Selhání/ohýbání ocelového háku rozhodující.

63260 FISCHER Sklopná kotva typ K **N03B**

Povrchová úprava Pozinkované

fischer innovative solutions

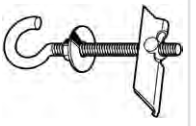

Typ	✉	Kód výrobku
K-54	25	63260.000.054
KD-3	50	63260.001.003
KD-4	25	63260.001.004
KD-5	25	63260.001.005
KD-6	25	63260.001.006
KD-8	20	63260.001.008
KDH-3	25	63260.002.003

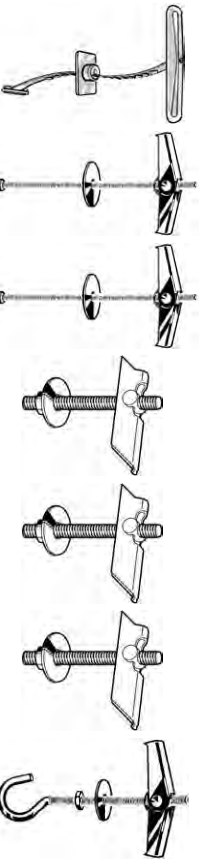

8

63260	FISCHER Sklopná kotva typ K	←

Typ	✉	Kód výrobku
KDH-4	25	63260.002.004
KDH-5	20	63260.002.005
KDH-8	20	63260.002.008

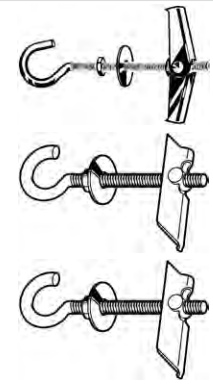

- KD & KDH= Ocel.
- K= Plast.

Natloukací kotva

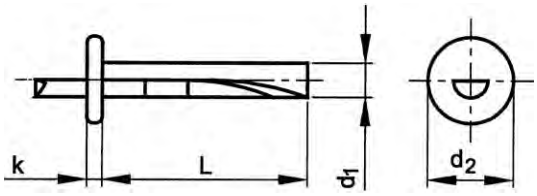

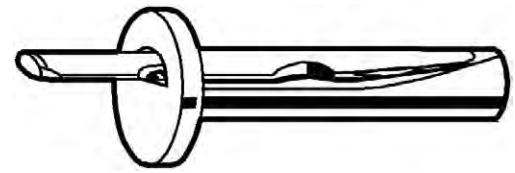

Technické údaje

Typ	SDA 6
d_1	5.8
d_2	15
Hloubka otvoru (min.)	40
k	2.5
L	35
Upínací rozsah (max.)	4.5
Vrták ø	6
Přípustné zatížení v kN	
Beton ≥ C20/25	0.5

- Zatížení platí pro tlakovou oblast.

Montážní postup

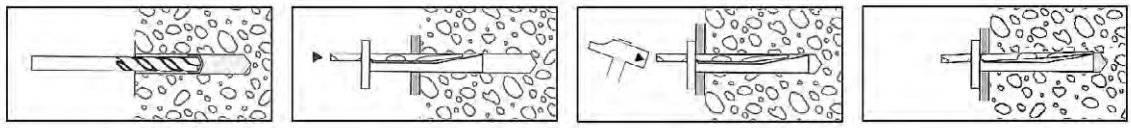

70665	SPIT Natloukací kotva typ SDA	P03A

Materiál Ocel
Povrchová úprava Pozinkované žlutě pasivované

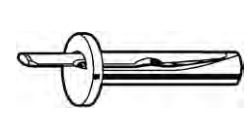

Typ	✉	Kód výrobku
SDA 6	100	70665.060.001

Dutý hřeb



Technické údaje

Typ	FNH 5/50	FNH 6/40	FNH 6/50	FNH 6/60	FNH 6/80	FNH 8/70	FNH 8/90	FNH 8/110	FNH 8/130	FNH 8/150
d	5	6	6	6	6	8	8	8	8	8
Hloubka otvoru (min.)	60	50	60	70	90	80	100	120	140	160
L	50	40	50	60	80	70	90	110	130	150
Montážní tloušťka (max.)	30	10	20	30	50	30	50	70	90	110
Vrták ø	5	6	6	6	6	8	8	8	8	8
Účinná hloubka ukotvení (h_{ef})	20	30	30	30	30	40	40	40	40	40
Přípustné zatížení v kN										
Beton ≥ C20/25	0.10	0.35	0.35	0.35	0.35	0.60	0.60	0.60	0.60	0.60

- Povrchová úprava DACROMET®eliminuje možná poškození v důsledku vodíkové křehkosti.
- Hloubka otvoru (min.) pro průchozí upevnění.
- Přípustné zatížení v kN platí pro nenosné konstrukce.
- Přípustné zatížení zahrnuje bezpečnostní faktor 4.

Montážní postup

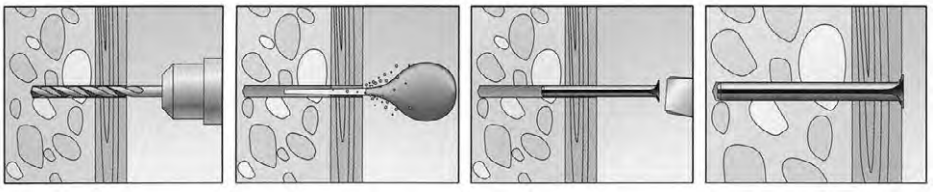

63223 FISCHER Dutý hřeb typ FNH **N03A**

Materiál Ocel
Povrchová úprava Dacromet 500 LC Grade A

fischer innovative solutions

8

Typ	✉	Kód výrobku	Typ	✉	Kód výrobku	Typ	✉	Kód výrobku
FNH 5/50	100	63223.050.050	FNH 6/80	100	63223.060.080	FNH 8/110	50	63223.080.110
FNH 6/40	100	63223.060.040	FNH 8/70	100	63223.080.070	FNH 8/130	100	63223.080.130
FNH 6/50	100	63223.060.050	FNH 8/90	50	63223.080.090	FNH 8/150	50	63223.080.150
FNH 6/60	100	63223.060.060						

Hmoždinka do zdi HammerFast

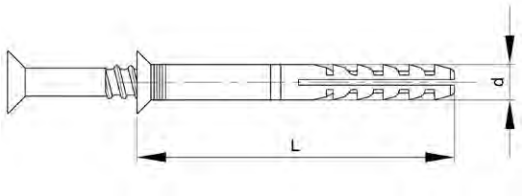



Technické údaje

d x L	5x30	5x35	5x50	6x40	6x50	6x60	8x60	8x80	8x100	8x120
Hloubka otvoru (min.)	50	55	70	60	70	80	80	100	120	140
Tloušťka upev. materiálu	5	10	25	10	20	30	20	40	60	80
Vrták ø	5	5	5	6	6	6	8	8	8	8
Přípustné zatížení v kN										
Beton ≥ C20/25	0.32	0.32	0.32	0.36	0.36	0.36	0.44	0.44	0.44	0.44
Cihla ≥ Mz12	0.20	0.20	0.20	0.28	0.28	0.28	0.36	0.36	0.36	0.36

- Přípustné zatížení v kN platí pro šroubové hřebíky s konkrétními průměry.
- Přípustné zatížení zahrnuje bezpečnostní faktor 5

30510 MAXXFAST Hmoždinka do zdi HammerFast **MF50**

Materiál Plast Nylon (polyamid)
Povrchová úprava Pozinkované
Barva Šedá

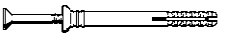

d x L	✉	Kód výrobku	d x L	✉	Kód výrobku	d x L	✉	Kód výrobku
5X30MM	100	30510.050.030	6X50MM	100	30510.060.050	8X80MM	50	30510.080.080
5X35MM	100	30510.050.035	6X60MM	100	30510.060.060	8X100MM	50	30510.080.100
5X50MM	100	30510.050.050	8X60MM	100	30510.080.060	8X120MM	50	30510.080.120
6X40MM	100	30510.060.040						

- Pouze celá balení.

Natloukací hmoždinka typ N-Z

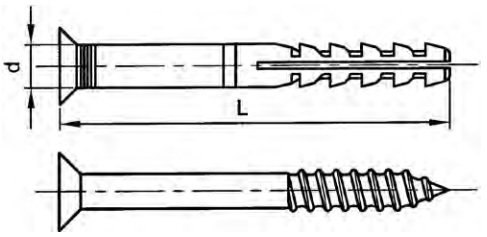



Technické údaje

Typ	N5x 30 Z	N5x 40 Z	N5x 50 Z	N6x 40 Z	N6x 60 Z	N6x 80 Z	N8x 60 Z	N8x 80 Z	N8x 100 Z	N8x 120 Z	N10x 100 Z	N10x 135 Z	N10x 160 Z
d	5	5	5	6	6	6	8	8	8	8	10	10	10
Hloubka otvoru (min.)	45	55	65	55	75	95	75	95	115	135	115	150	175
L	30	40	50	40	60	80	60	80	100	120	100	135	160
Montážní tloušťka (max.)	5	15	25	10	30	50	20	40	60	80	50	85	110
Rozměr hřebu	3.5x38	3.5x48	3.5x58	4x48	4x64	4x88	5x65	5x85	5x105	5x120	7x110	7x145	7x170
Vrták ø	5	5	5	6	6	6	8	8	8	8	10	10	10
Přípustné zatížení v kN													
Beton C20/25	0.16	0.16	0.16	0.2	0.2	0.2	0.27	0.27	0.27	0.27	0.33	0.33	0.33
Cihla Mz12	0.14	0.14	0.14	0.18	0.18	0.18	0.24	0.24	0.24	0.24	0.3	0.3	0.3
Pemzová drť V4	0.05	0.05	0.05	0.12	0.12	0.12	0.15	0.15	0.15	0.15	0.16	0.16	0.16
Pórobeton ≥ PB2. PP2 (G2)	0.03	0.03	0.03	0.04	0.04	0.04	0.05	0.05	0.05	0.05	0.1	0.1	0.1
Pórobeton ≥ PB4. PP4 (G4)	0.5	0.5	0.5	0.65	0.65	0.65	0.8	0.8	0.8	0.8	1.2	1.2	1.2
Vápeno-písková cihla KS12	0.14	0.14	0.14	0.17	0.17	0.17	0.24	0.24	0.24	0.24	0.33	0.33	0.33

- Přípustné zatížení v kN platí pro šroubové hřebíky s konkrétními průměry.
- Přípustné zatížení zahrnuje bezpečnostní faktor 4.
- S předmontovaným, ocelovým z nerez oceli A2, s hlavou s křížovou drážkou Pozidriv (Z).

Montážní postup

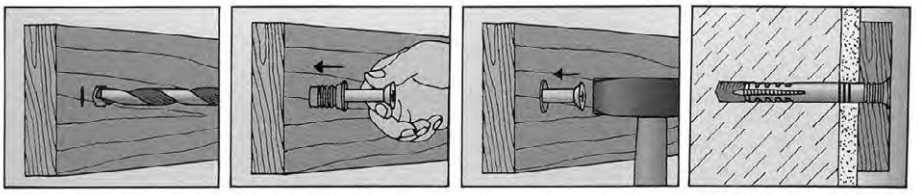

8

Skupiny produktů

Materiál	Povrchová úprava	Barva	Kód	Strana
Plast Nylon	Zn	Rozmanitá	63611	8-28
Plast Nylon		Šedá	63616	8-29

63611 FISCHER Natloukací hmoždinka typ N-Z **N03C**

Materiál Plast Nylon (polyamid)
Povrchová úprava Pozinkované
Barva Rozmanitá

Typ	✉	Kód výrobku	Typ	✉	Kód výrobku	Typ	✉	Kód výrobku
N5X30MM	100	63611.050.030	N5X50MM Bílá	100	63611.050.511	N8X100MM	50	63611.080.100
N5X30MM Hnědá	100	63611.050.031	N6X40MM	50	63611.060.040	N8X120MM	50	63611.080.120
N5X40MM Hnědá	100	63611.050.040	N6X60MM	50	63611.060.060	N10X100MM	50	63611.100.100
N5X40MM	100	63611.050.041	N6X80MM	50	63611.060.080	N10X135MM	50	63611.100.135
N5X50MM	100	63611.050.050	N8X60MM	50	63611.080.060	N10X160MM	50	63611.100.160
N5X40MM Bílá	100	63611.050.411	N8X80MM	50	63611.080.080			

63616	FISCHER Natloukací hmoždinka typ N-Z	N03C

Materiál Plast Nylon (polyamid)
Barva Šedá

Typ	✉	Kód výrobku	Typ	✉	Kód výrobku	Typ	✉	Kód výrobku
5X30MM	100	63616.050.030	6X60MM	50	63616.060.060	8X80MM	50	63616.080.080
6X40MM	50	63616.060.040	8X60MM	50	63616.080.060	8X100MM	50	63616.080.100

Natloukací hmoždinka N-FZ

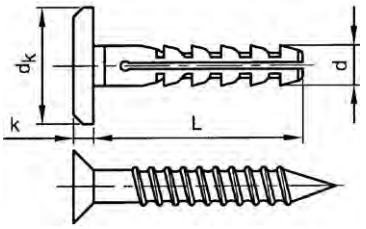

Technické údaje

Typ	N6x40 FZ	N8x40 FZ
d	6	8
d_k	13	20
Hloubka otvoru (min.)	55	55
L	40	40
Montážní tloušťka (max.)	7	0.5
Rozměr hřebu	4x48	5x45
Vrták ø	6	8
Přípustné zatížení v kN		
Beton C20/25	0.20	0.27
Cihla Mz12	0.18	0.24
Pemzová drť V4	0.12	0.15
Pórobeton G2	0.04	0.05
Pórobeton G4	0.10	0.13
Vápeno-písková cihla KS12	0.17	0.24

- Přípustné zatížení v kN platí pro šroubové hřebíky s konkrétními průměry.
- Přípustné zatížení zahrnuje bezpečnostní faktor 4.

Montážní postup

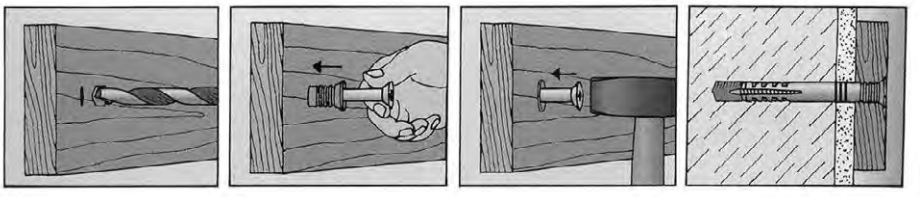

8

63615	FISCHER Natloukací hmoždinka typ N-FZ	N03C

Materiál Plast Nylon (polyamid)
Barva Šedá

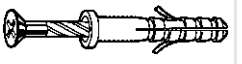

Typ	✉	Kód výrobku	Typ	✉	Kód výrobku
N 6X40 FZ	50	63615.060.040	N 8X40 FZ	50	63615.080.040

Natloukací hmoždinka s izolační podložkou

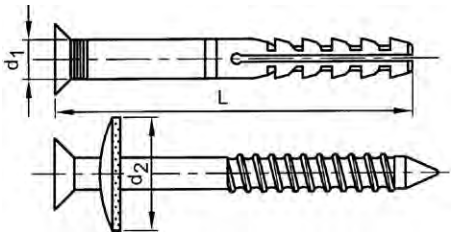



Technické údaje

Typ	N6x40 D	N6x60 D
d_1	6	6
d_2	19	19
Hloubka otvoru (min.)	55	75
L	40	60
Montážní tloušťka (max.)	10	30
Rozměr hřebu	4x48	4x64
Vrták ø	6	6
Účinná hloubka ukotvení (h_{ef})	30	30
Přípustné zatížení v kN		
Beton C20/25	0.2	0.2
Cihla Mz12	0.18	0.18
Pemzová drť V4	0.12	0.12
Pórobeton ≥ PB2	0.04	0.04
Pórobeton ≥ PB4	0.1	0.1
Vápeno-písková cihla KS12	0.17	0.17

- Přípustné zatížení v kN platí pro šroubové hřebíky s konkrétními průměry.
- Přípustné zatížení zahrnuje bezpečnostní faktor 4.

63617 FISCHER Natloukací hmoždinka s izolační vložkou typ N-D **N03C**

Materiál Plast Nylon (polyamid)
Barva Šedá

Typ	✉	Kód výrobku	Typ	✉	Kód výrobku
6X40MM	50	63617.060.040	6X60MM	50	63617.060.060

- S předmontovaným hřebem A2 z nerez oceli s křížovou drážkou Pozidriv (Z) a s izolační podložkou z nerez oceli A2 / elastomeru

Dlouhá hmoždinka

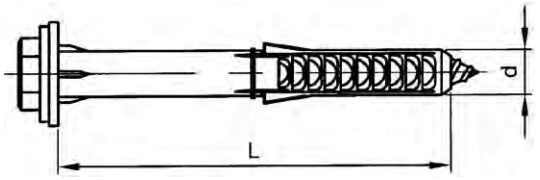

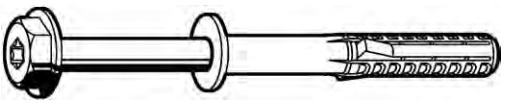

Technické údaje

Typ	SX10x80 T	SX10x100 T	SX10x140 T	SX10x160 T	SXS 10x60 F US A4	SXS 10x80 F US A4	SXS 10x100 F US A4	SXS 10x120 F US A4	SXS 10x140 F US A4	SXS 10x160 F US A4
d	10	10	10	10	10	10	10	10	10	10
Drážka	No.40	No.40	No.40	No.40	No.40	No.40	No.40	No.40	No.40	No.40
Hloubka otvoru (min.)	90	110	150	170	70	90	110	130	150	170
L	80	100	140	160	60	80	100	120	140	160
Montážní tloušťka (max.)	30	50	90	110	10	30	50	70	90	110
Rozměr šroubu	7x87	7X107	7X147	7x167	7x69	7x89	7x109	7x129	7x149	7x169
Vrták ø	10	10	10	10	10	10	10	10	10	10
Přípustné zatížení v kN										
Beton ≥ C16/20	2	2	2	2	2	2	2	2	2	2

- Přípustné zatížení (kN) pro jednotlivé kotvy pro více nekonstrukčních upevnění v normálním betonu.
- U kombinací tahových zatížení, zatížení smykem, ohybové momenty, stejně jako snížení okrajové vzdálenosti nebo rozestupy (skupiny kotev) pročtěte povolení.

Montážní postup



Skupiny produktů

Materiál		Barva	Kód	Strana
Plast	SXS-T	Šedá	63298	8-31
Plast	SXS-F US A4	Šedá	63174	8-32

8

63298 FISCHER Dlouhá hmoždinka typ SXS-T **N03A**

Materiál Plast
Barva Šedá

Montážní postup

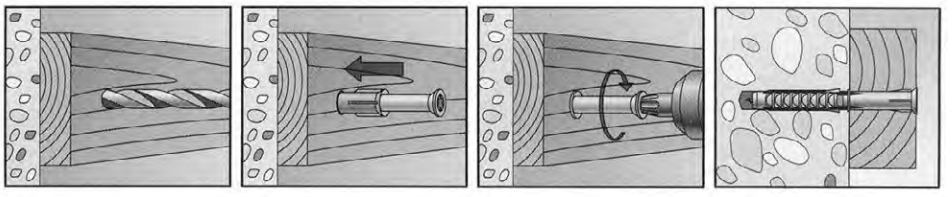

Typ	✉	Kód výrobku	Typ	✉	Kód výrobku	Typ	✉	Kód výrobku
SXS 10X80T	50	63298.100.080	SXS 10X140T	50	63298.100.140	SXS 10X160T	50	63298.100.160
SXS 10X100T	50	63298.100.100						

- Hmoždinka s předmontovaným ocelovým pozinkovaným šroubem se zápustnou hlavou s T-hvězdicí.

63174 **FISCHER Dlouhá hmoždinka typ SXS-F US A4** **N03A**

Materiál Plast
Barva Šedá

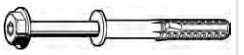

Typ	✉	Kód výrobku	Typ	✉	Kód výrobku	Typ	✉	Kód výrobku
10X60	50	63174.100.060	10X100	50	63174.100.100	10X140	50	63174.100.140
10X80	50	63174.100.080	10X120	50	63174.100.120	10X160	50	63174.100.160

- Hmoždinka s nákružkem ø 18 x 2 mm, s předmontovaným nerezovým šroubem A4 se šestihrannou hlavou s T-hvězdicí a integrovanou podložkou.

Rámové upevnění

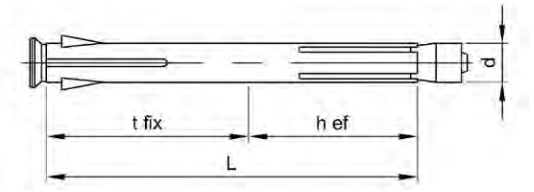

Technické údaje

d x L	10x72	10x92	10x112	10x132	10x152	10x182
Hlava nýtu ø	13	13	13	13	13	13
Hloubka otvoru (min.)	60	60	60	60	60	60
Kapacita střihu v N	500	500	500	500	500	500
Upínací rozsah ($t_{fix,max.}$)	40	60	80	100	120	150
Vrták ø	10	10	10	10	10	10
Výtažná síla v kN	1.7	1.7	1.7	1.7	1.7	1.7
Účinná hloubka ukotvení (h_{ef})	40	40	40	40	40	40
Šroub ø	M6	M6	M6	M6	M6	M6

30569 **MAXXFAST Rámové upevnění** **MF4A**

Materiál Ocel
Povrchová úprava Pozinkované

d x L	✉	Kód výrobku	d x L	✉	Kód výrobku	d x L	✉	Kód výrobku
10X72	50	30569.060.072	10X112	50	30569.060.112	10X152	50	30569.060.152
10X92	50	30569.060.092	10X132	50	30569.060.132	10X182	50	30569.060.182

Rámové upevnění nylon

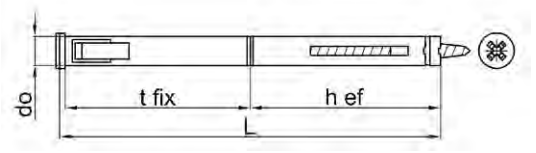

Technické údaje

d_o x L	8x80	8x100	8x120	8x140	10x100	10x120	10x140	10x165
Hlava nýtu ø	10	10	10	10	12	12	12	12
Hloubka otvoru (min.)	55	55	55	55	55	55	55	55
Kapacita střihu v N	160	160	160	160	240	240	240	240
T_{inst}	4	4	4	4	4	4	4	4
Upínací rozsah ($t_{fix,max.}$)	30	50	70	90	40	60	80	105
Vrták ø	8	8	8	8	10	10	10	10
Výtažná síla v N	560	560	560	560	960	960	960	960
Účinná hloubka ukotvení (h_{ef})	40	40	40	40	50	50	50	50

- **T_{inst}= Utahovací moment v Nm.**

30509 MAXXFAST Rámové upevnění nylon **MF5A**

Materiál Plast Nylon (polyamid)

Otvor ø x L	✉	Kód výrobku	Otvor ø x L	✉	Kód výrobku	Otvor ø x L	✉	Kód výrobku
8X80	50	30509.080.080	8X140	50	30509.080.140	10X120	50	30509.100.120
8X100	50	30509.080.100				10X140	50	30509.100.140
8X120	50	30509.080.120	10X100	50	30509.100.100	10X165	50	30509.100.165

Rámové upevnění typ F-S

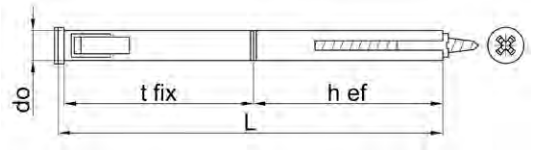

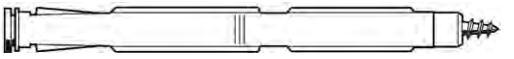

Technické údaje

Typ	d_o	h_{ef}	L	Min. t_d	t_{fix}
F 10 S 75	10	50	75	90	15
F 10 S 100	10	50	100	115	40
F 10 S 120	10	50	120	135	60
F 10 S 140	10	50	140	155	80
F 10 S 165	10	50	165	180	105

- **d_o = Rozměr vrtáku**
- **Min. t_d = Doporučená hloubka vrtání**
- **h_{ef} = Účinná hloubka ukotvení**
- **t_{fix} = Tloušťka upev. dílu**

Montážní postup

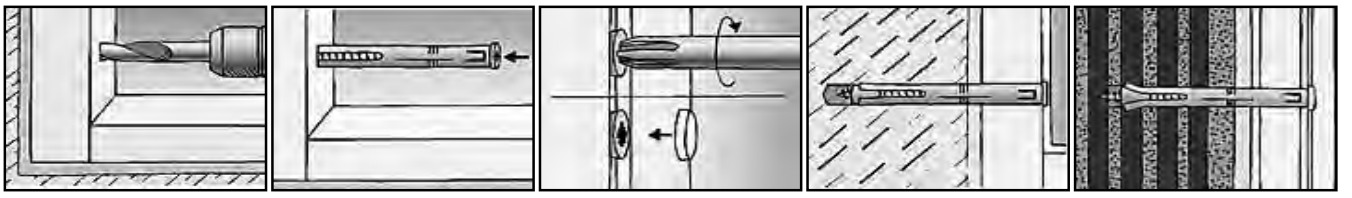

63191 FISCHER Rámové upevnění typ F-S **N03A**

Materiál Plast Nylon (polyamid)
Barva Šedá

8

Typ	✉	Kód výrobku	Typ	✉	Kód výrobku	Typ	✉	Kód výrobku
F 10 S 75	50	63191.100.075	F 10 S 120	50	63191.100.120	F 10 S 165	50	63191.100.165
F 10 S 100	50	63191.100.100	F 10 S 140	50	63191.100.140			

Rámové upevnění typ F-M

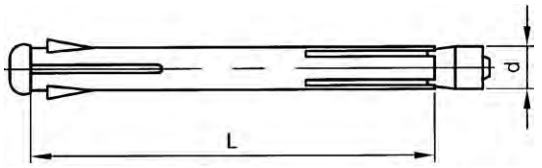

Technické údaje

Typ	F 8 M 72	F 8 M 92	F 8 M 112	F 8 M 132	F 10 M 72	F 10 M 92	F 10 M 112	F 10 M 132	F 10 M 152	F 10 M 182	F 10 M 202
d	8	8	8	8	10	10	10	10	10	10	10
Hloubka otvoru (min.)	90	110	130	150	90	110	130	150	170	200	220
L	72	92	112	132	72	92	112	132	152	182	202
Montážní tloušťka (max.)	42	62	82	102	42	62	82	102	122	152	172
Vrták ø	8	8	8	8	10	10	10	10	10	10	10
Účinná hloubka ukotvení (h_{ef})	30	30	30	30	30	30	30	30	30	30	30
Přípustné zatížení v kN											
Beton ≥ C20/25	-	-	-	-	1.38	1.38	1.38	1.38	1.38	1.38	1.38
Cihla ≥ Mz12	-	-	-	-	1.28	1.28	1.28	1.28	1.28	1.28	1.28
Dutá vápeno-písková cihla ≥ KSL6	-	-	-	-	0.55	0.55	0.55	0.55	0.55	0.55	0.55
Pemzová drť ≥V2	-	-	-	-	0.48	0.48	0.48	0.48	0.48	0.48	0.48
Vápeno-písková cihla ≥ KS12	-	-	-	-	1.28	1.28	1.28	1.28	1.28	1.28	1.28

- Přípustné zatížení (kN) pro jednotlivé kotvy pro skupinové použití v nenosných konstrukcích.
- Přípustné zatížení zahrnuje bezpečnostní faktor 4.
- Upevňovací objímka hliník-zinek potažená s pozinkovaným ocelovým šroubem s Pozidriv (Z) drážkou a zápustnou hlavou.

Montážní postup

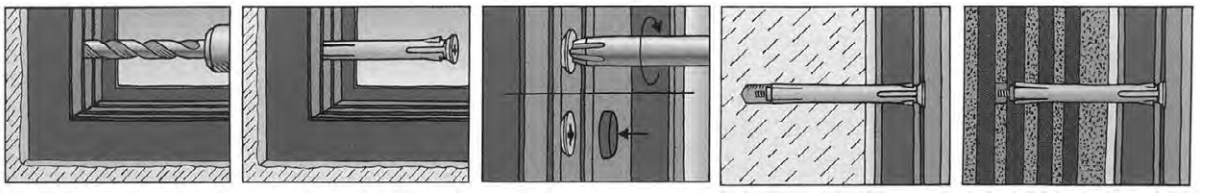

63190 **FISCHER Rámové upevnění typ F-M** **N03A**

Materiál Ocel

fischer innovative solutions

RoHS

Typ	✉	Kód výrobku	Typ	✉	Kód výrobku	Typ	✉	Kód výrobku
F 8 M 72	100	63190.080.072	F 10 M 72	100	63190.100.072	F 10 M 152	100	63190.100.152
F 8 M 92	100	63190.080.092	F 10 M 92	100	63190.100.092	F 10 M 182	50	63190.100.182
F 8 M 112	100	63190.080.112	F 10 M 112	100	63190.100.112	F 10 M 202	50	63190.100.202
F 8 M 132	100	63190.080.132	F 10 M 132	100	63190.100.132			

- F 8 M: S půlkulatou hlavou
- F10M: Se zápustnou hlavou

Rámové upevnění typ FUR-T

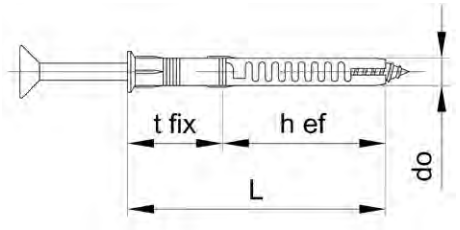



Technické údaje

d_o x L	8x100	8x120	10x100	10x115	10x135
Drážka	T30	T30	T40	T40	T40
h_{ef}	70	70	70	70	70
Min. t_d	110	130	110	125	145
S	10	10	13	13	13
t_{fix}	30	50	30	45	65
Přípustné zatížení v kN					
Beton ≥ C12/15	-	-	1.8	1.8	1.8

- **d_o= Rozměr vrtáku**
- **Min. t_d= Doporučená hloubka vrtání**
- **h_{ef}= Účinná hloubka ukotvení**
- **t_{fix}= Tloušťka upev. dílu**
- Přípustné zatížení (kN) pro jednotlivé kotvy pro více nekonstrukčních upevnění v normálním betonu.
- U kombinací tahových zatížení, zatížení smykem, ohybové momenty, stejně jako snížení okrajové vzdálenosti nebo rozestupy (skupiny kotev) pročtěte povolení.

Montážní postup

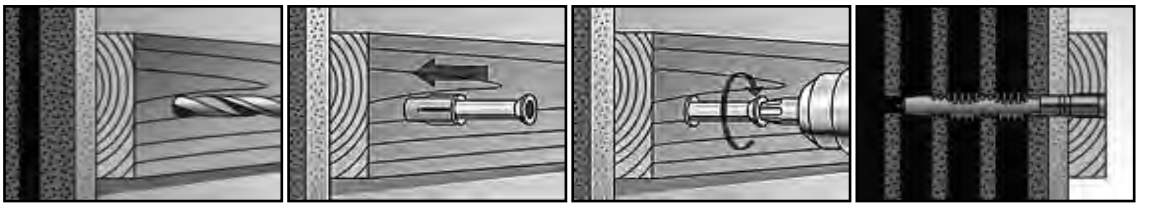

63195 FISCHER Rámové upevnění typ FUR-T **N03A**

Materiál Plast Nylon (polyamid)
Barva Šedá

8

Otvor ø x L	✉	Kód výrobku	Otvor ø x L	✉	Kód výrobku	Otvor ø x L	✉	Kód výrobku
8X100MM	50	63195.080.100	10X100MM	50	63195.100.100	10X135MM	50	63195.100.135
8X120MM	50	63195.080.120	10X115MM	50	63195.100.115			

Rámové upevnění typ FUR-SS

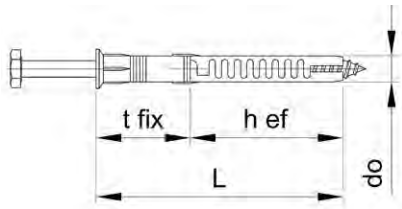



Technické údaje

d_o x L	h_{ef}	Min. t_d	t_{fix}
8x80	70	90	10
8x100	70	110	30
8x120	70	130	50
10x80	70	90	10
10x100	70	110	30
10x115	70	125	45
10x135	70	145	65
10x160	70	170	90
10x185	70	195	115
10x200	70	210	130
10x230	70	240	160

- **d_o= Rozměr vrtáku**
- **Min. t_d= Doporučená hloubka vrtání**
- **h_{ef}= Účinná hloubka ukotvení**
- **t_{fix}= Tloušťka upev. dílu**

Montážní postup

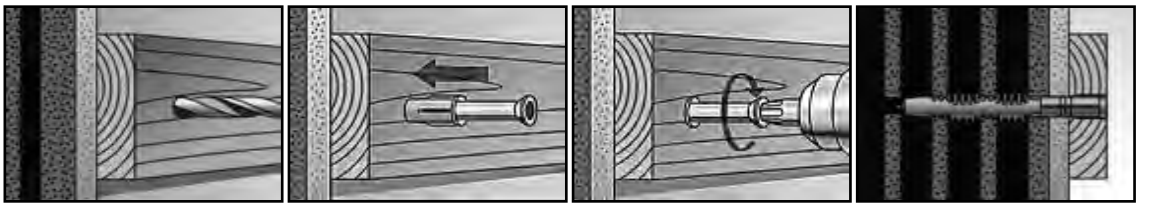

63196 FISCHER Rámové upevnění typ FUR-SS N03A

Materiál Plast Nylon (polyamid)
Barva Šedá

d_o x L	✉	Kód výrobku	d_o x L	✉	Kód výrobku	d_o x L	✉	Kód výrobku
8X80MM	50	63196.080.080	10X80MM	50	63196.100.080	10X160MM	50	63196.100.160
8X100MM	50	63196.080.100	10X100MM	50	63196.100.100	10X185MM	50	63196.100.185
8X120MM	50	63196.080.120	10X115MM	50	63196.100.115	10X200MM	50	63196.100.200
			10X135MM	50	63196.100.135	10X230MM	50	63196.100.230

Rámové upevnění typ SXR-T

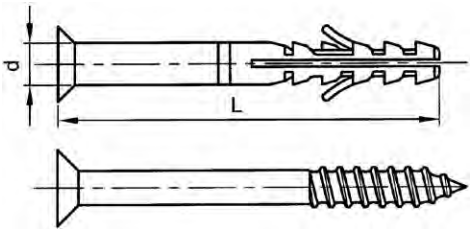

Technické údaje

d_o x L	8x60	8x80	8x100	8x120	10x80	10x100	10x120	10x140	10x160
Drážka	T30	T30	T30	T30	T40	T40	T40	T40	T40
h_{ef}	50	50	50	50	50	50	50	50	50
Min. t_d	70	90	110	130	90	110	130	150	170
t_{fix}	10	30	50	70	30	50	70	90	110
Přípustné zatížení v kN									
Beton ≥ C12/15	1.20	1.20	1.20	1.20	1.98	1.98	1.98	1.98	1.98
Cihla ≥ Mz12	0.57	0.57	0.57	0.57	0.57	0.57	0.57	0.57	0.57
Dutá vápeno-písková cihla KSL12	0.57	0.57	0.57	0.57	0.57	0.57	0.57	0.57	0.57
Pemzová drť ≥V2	-	-	-	-	0.71	0.71	0.71	0.71	0.71
Vápeno-písková cihla ≥ KS12	0.71	0.71	0.71	0.71	0.86	0.86	0.86	0.86	0.86
Větrací kámen Hlz12	0.17	0.17	0.17	0.17	0.26	0.26	0.26	0.26	0.26

- **d_o = Rozměr vrtáku.**
- **t_d = Doporučená hloubka vrtání.**
- **h_{ef} = Účinná hloubka ukotvení.**
- **t_{fix} = Tloušťka upev. dílu.**
- Přípustné zatížení (kN) pro jednotlivé kotvy pro více nekonstrukčních upevnění.
- Přípustné zatížení obsahuje bezpečnostní faktor 1,4.
- U kombinací tahových zatížení, zatížení smykem, ohybové momenty, stejně jako snížení okrajové vzdálenosti nebo rozestupy (skupiny kotev) pročtěte povolení.

Montážní postup



8

63192 FISCHER Rámové hmoždinka typ SXR-T **N03A**

Materiál Plast Nylon (polyamid)
Barva Šedá

fischer innovative solutions

Otvor ø x L	✉	Kód výrobku	Otvor ø x L	✉	Kód výrobku	Otvor ø x L	✉	Kód výrobku
8X60MM	50	63192.080.060	8X120MM	50	63192.080.120	10X120MM	50	63192.100.120
8X80MM	50	63192.080.080	10X80MM	50	63192.100.080	10X140MM	50	63192.100.140
8X100MM	50	63192.080.100	10X100MM	50	63192.100.100	10X160MM	50	63192.100.160

Šroub pro okenní rámy

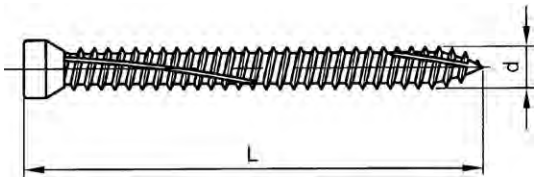

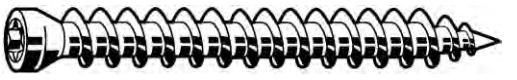

Technické údaje

Typ	L	Vrták ø
7.5x72	72	6
7.5x92	92	6
7.5x112	112	6
7.5X132	132	6
7.5X152	152	6
7.5X182	182	6
7.5X212	212	6

- Vhodné pro beton, plné cihly, vápenopískové plné cihly, perforované cihly, vápenopískové perforované cihly, duté bloky, pevnou pemzu, porobeton, přírodní kámen atd.

Montážní postup

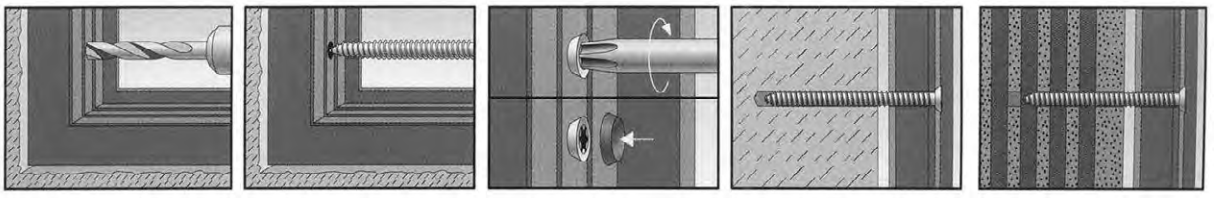

Skupiny produktů

Typ drážky	Materiál	Povrchová úprava		Kód	Strana
T-hvězdice	Oc	Zn		30564	8-39
T-hvězdice	Oc	Zn		30565	8-39
Torx®	Oc	Zn	FFSZ	63560	8-40
Torx®	Oc	Zn	FFS	63562	8-40

8

30564 MAXXFAST Šroub pro okenní rámy - Head 11,5/T-hvězdice 30 MF4A

Materiál Ocel
Povrchová úprava Pozinkované

d x L	✉	Kód výrobku	d x L	✉	Kód výrobku	d x L	✉	Kód výrobku
7,5X72MM	100	30564.075.072	7,5X132MM	100	30564.075.132	7,5X182MM	100	30564.075.182
7,5X92MM	100	30564.075.092	7,5X152MM	100	30564.075.152	7,5X212MM	100	30564.075.212
7,5X112MM	100	30564.075.112						

30565 MAXXFAST Šroub pro okenní rámy - Head 7,5/T-hvězdice 25 MF5A

Materiál Ocel
Povrchová úprava Pozinkované

d x L	✉	Kód výrobku	d x L	✉	Kód výrobku	d x L	✉	Kód výrobku
7,5X72MM	100	30565.075.072	7,5X112MM	100	30565.075.112	7,5X132MM	100	30565.075.132
7,5X92MM	100	30565.075.092						

63560 **FISCHER Šroub na okenní rámy typ FFSZ** **N03A**

Materiál Ocel
Povrchová úprava Pozinkované

Typ	✉	Kód výrobku	Typ	✉	Kód výrobku	Typ	✉	Kód výrobku
FFSZ 7,5X72	100	63560.075.072	FFSZ 7,5X112	100	63560.075.112	FFSZ 7,5X152	100	63560.075.152
FFSZ 7,5X92	100	63560.075.092	FFSZ 7,5X132	100	63560.075.132	FFSZ 7,5X212	100	63560.075.212

63562 **FISCHER Šroub na okenní rámy typ FFS - Head 11,5/TX 30** **N03A**

Materiál Ocel
Povrchová úprava Pozinkované

Typ	✉	Kód výrobku	Typ	✉	Kód výrobku	Typ	✉	Kód výrobku
FFS 7,5X72	100	63562.075.072	FFS 7,5X132	100	63562.075.132	FFS 7,5X182	100	63562.075.182
FFS 7,5X92	100	63562.075.092	FFS 7,5X152	100	63562.075.152	FFS 7,5X212	100	63562.075.212
FFS 7,5X112	100	63562.075.112						

Krytka pro šrouby do okenních rámů

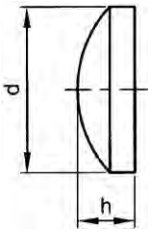

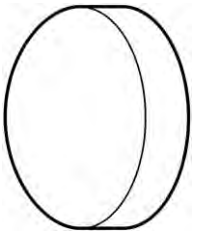

Technické údaje

Typ	d	h
FSS A-W	15	4
FSS A-BR	15	4

8

63590 **FISCHER Krytka pro šrouby do okenních rámů** **N03A**

Materiál Plast Polyamid (nylon)
Třída 6
Barva Rozmanitá

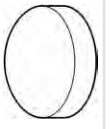

Typ	✉	Kód výrobku	Typ	✉	Kód výrobku
Bílá	100	63590.000.011	Tmavě hnědá	100	63590.000.019

Stavěcí šroub

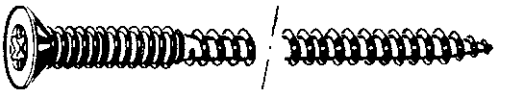

Technické údaje

Typ	**JS 6x110**
Drážka	T40
Hloubka otvoru (min.)	50-110
Montážní hloubka (min.)	30
Plynulé nastavení	0-55
Tloušťka dřeva (max.)	25
Vrták ø	5

Montážní postup

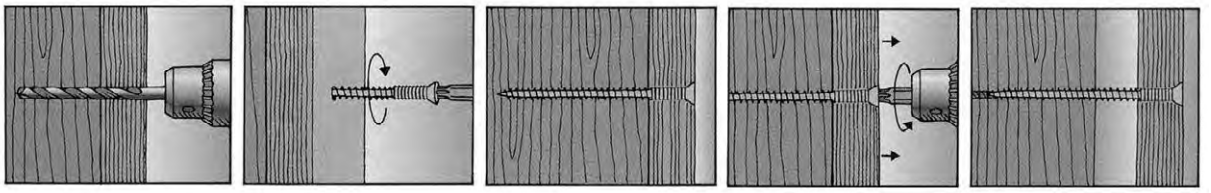

63601 **FISCHER Stavěcí šroub typ JS** **N03B**

Materiál Ocel
Povrchová úprava Pozinkované

fischer innovative solutions

RoHS

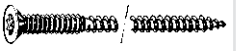

Typ	✉	Kód výrobku
JS 6X110MM	50	63601.060.110

8

Stavěcí hmoždinka



Technické údaje

Typ	**S10J75S**
Drážka	T40
Délka hmoždinky	75
Hloubka otvoru (min.)	115
Montážní hloubka (min.)	50
Plynulé nastavení	0-30
Tloušťka dřeva (max.)	25
Vrták ø	10

- Stavěcí hmoždinka typ S10J75S pro montáž dřeva na kámen.
- Se stavěcím šroubem typ JS 6 x 110, z pozinkované oceli.

Montážní postup

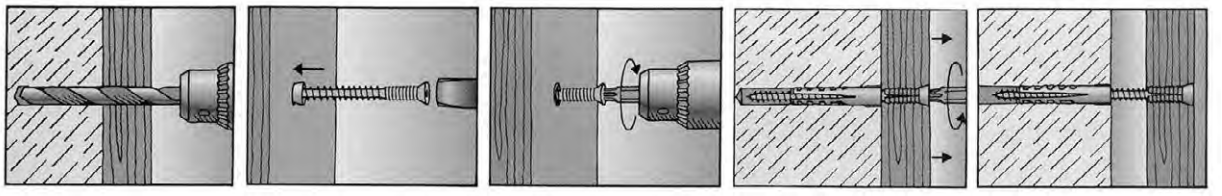

63600 FISCHER Stavěcí hmoždinka typ S10J75S **N03A**

Materiál Plast Nylon (polyamid)
Barva Šedá

Typ	✉	Kód výrobku
S 10-J 75 S	50	63600.060.110

8

Rozpínací hmoždinka

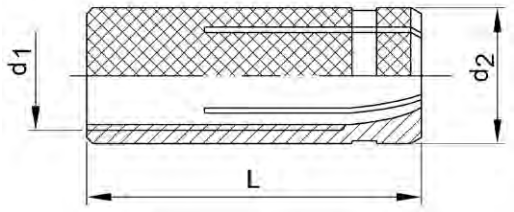



Technické údaje

d_1	M4	M5	M6	M8	M10	M12
d_2	5	6	8	10	12	15
h_{ef}	16	18	23	28	34	38
Hloubka otvoru (min.)	20	22	28	33	40	45
L	16	18	23	28	34	38
Minimální tloušťka betonu ($h_{min.}$)	25	30	35	40	45	50
Výtažná síla v N	600	700	1000	1500	2100	3200

- **h_{ef}= Účinná hloubka ukotvení.**

30570 MAXXFAST Rozpínací hmoždinka **MF5A**

Závit Metrický závit
Materiál Mosaz



d_1	✉	Kód výrobku	d_1	✉	Kód výrobku	d_1	✉	Kód výrobku
M4	50	30570.040.001	M6	50	30570.060.001	M10	25	30570.100.001
M5	50	30570.050.001	M8	25	30570.080.001	M12	25	30570.120.001

Rozpínací hmoždinka

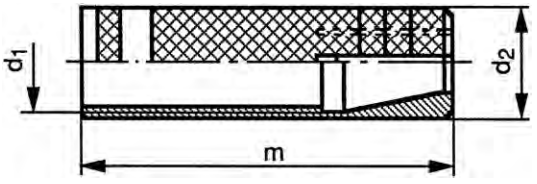

Technické údaje

d_1	M4	M5	M6	M8	M10	M12
d_2	5	6	7.5	10	12	15.5
m	16	20	24	30	34	40
P	0.7	0.8	1	1.25	1.5	1.75
Vrták ø	5.5	6.5	8	11	13	18
Výtažná síla v kN						
Beton ≥ C20/25	0.25	0.4	0.65	1.1	1.6	2.2
Kámen ≥ 15 N/mm²	0.2	3.35	0.55	0.9	1.3	1.6

- Hloubka vrtání = upevněný díl + délka rozpínací hmoždinky + 10mm.
- Délky šroubu = upevněný díl + délka rozpínací hmoždinky.
- Doporučujeme vzít v úvahu bezpečnostní faktor.

Přednosti rozpěrných hmoždinek:
- mají kuželovou vnitřní stranu, rozpínající se rovnoměrně proti stěně otvoru během utahování
- aplikace do předvrtaného otvoru
- použití: beton, kámen, cihla, keramický obklad a masivní dřevo
- odolné proti korozi
- odolné teplotám do 200°C

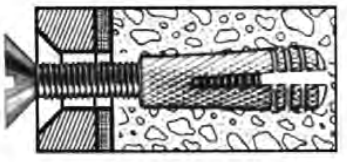

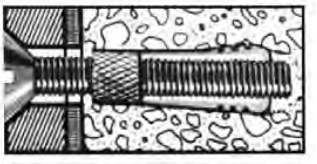

09610	Rozpínací hmoždinka	N07A

Závit Metrický závit
Materiál Mosaz

d_1 x m	✉	Kód výrobku	d_1 x m	✉	Kód výrobku	d_1 x m	✉	Kód výrobku
M4X16	50	09610.040.016	M6X24	50	09610.060.024	M10X34	25	09610.100.034
M5X20	50	09610.050.020	M8X30	25	09610.080.030	M12X40	25	09610.120.040

Rozpínací plášťová kotva

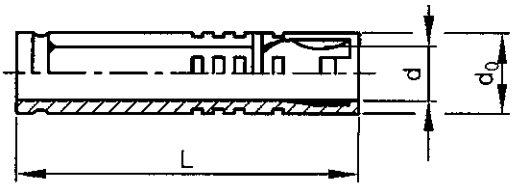

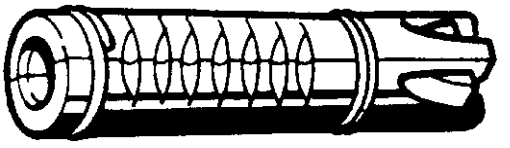

Technické údaje

d	M6	M8	M10	M12	M16
$C_{min.}$	53	60	75	90	143
d_f	6.5	9	11	13	17
d_o	12	14	16	20	25
f_s	-	-	-	-	-
h_{ef}	45	50	60	75	115
h_{min}	100	100	100	100	142.5
h_o	50	55	65	85	125
k_N	3.33	4.17	6.67	8.89	22.2
L	45	50	60	75	115
$S_{min.}$	35	40	50	60	95
t_{fix} (max.)	-	-	-	-	-
T_{inst}	6.5	15	27	50	120

- **d_o= Jmenovitý**
- **T_{inst}= Utahovací moment v Nm.**
- **d_f= Velikost otvoru v konstrukci.**
- **$h_{min.}$= Minimální tloušťka betonu.**
- **h_o= Doporučená hloubka vrtání.**
- **k_N = Designload is k_N, Non-cracked concrete.**
- **h_{ef}= Účinná hloubka ukotvení.**
- **$S_{min.}$= Minimální odstup.**
- **$C_{min.}$= Minimální vzdálenost okrajů.**

8

65450	Rozpínací pláštová kotva	N61A

Závit Metrický závit
Materiál Ocel
Třída 5.8
Povrchová úprava Pozinkované

d	✉	Kód výrobku	d	✉	Kód výrobku	d	✉	Kód výrobku
M6	100	65450.060.001	M10	100	65450.100.001	M16	25	65450.160.001
M8	100	65450.080.001	M12	50	65450.120.001			

Rozpínací pouzdro

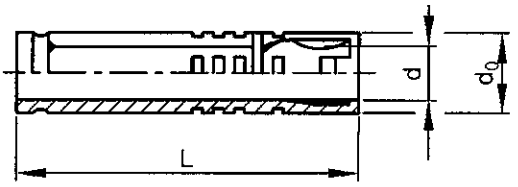

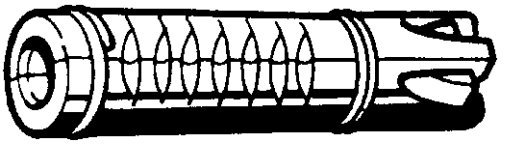

Technické údaje

Typ	d	d_d	d_o	k_N	L	T_{inst}
M6 (rvs)	M6	40	10	5.7	40	10
M8 (rvs)	M8	50	14	9.3	50	25
M10 (rvs)	M10	60	16	21.5	60	50
M12 (rvs)	M12	80	20	28.4	80	85

- d_o= rozměr vrtáku.
- d_d= hloubka otvoru.
- d_f= rozměr kotvy.
- k_N = Designload is k_N, Non-cracked concrete.
- Tinst = Utahovací moment v Nm

09561 Rozpínací pouzdro **P01A**

Závit Metrický závit
Materiál Nerezocel A4

d x L	✉	Kód výrobku	d x L	✉	Kód výrobku	d x L	✉	Kód výrobku
M6X40	50	09561.060.040	M10X60	25	09561.100.060	M12X80	10	09561.120.080
M8X50	50	09561.080.050						

Rozpínací kotva se svorníkem s maticí

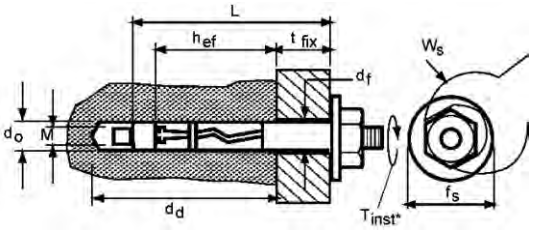

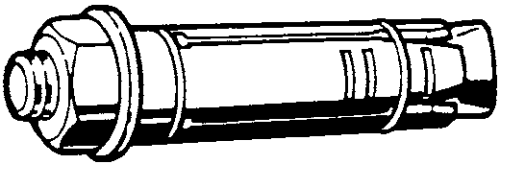

Technické údaje

d x t_{fix}	M6x10	M6x25	M6x60	M8x10	M8x25	M8x60	M10x15	M10x30	M10x60	M12x15	M12x30	M12x75	M16x15	M16x35
$C_{min.}$	53	53	53	60	60	60	75	75	75	90	90	90	143	143
d	M6	M6	M6	M8	M8	M8	M10	M10	M10	M12	M12	M12	M16	M16
d_f	6.5	6.5	6.5	9	9	9	11	11	11	13	13	13	17	17
d_o	12	12	12	14	14	14	16	16	16	20	20	20	25	25
f_s	12.5	12.5	12.5	17	17	17	21	21	21	24	24	24	30	30
h_{ef}	45	45	45	50	50	50	60	60	60	80	80	80	120	120
h_{min}	100	100	100	100	100	100	100	100	100	100	100	100	142.5	142.5
h_o	50	50	50	55	55	55	65	65	65	85	85	85	125	125
k_N	3.33	3.33	3.33	4.17	4.17	4.17	6.67	6.67	6.67	8.89	8.89	8.89	22.2	22.2
L	65	80	115	75	90	125	90	105	135	110	125	170	150	170
s	10	10	10	13	13	13	17	17	17	19	19	19	24	24
$S_{min.}$	35	35	35	40	40	40	50	50	50	60	60	60	95	95
t_{fix} (max.)	10	25	60	10	25	60	15	30	60	15	30	75	15	35
T_{inst}	6.5	6.5	6.5	15	15	15	27	27	27	50	50	50	120	120

- d_o= Jmenovitý průměr vrtáku.
- f_s= podložky.
- s (W_s) = Velikost klíče.
- T_{inst}= Utahovací moment v Nm.
- d_f= Velikost otvoru v konstrukci.
- $h_{min.}$ = Minimální tloušťka betonu.
- d_d (h_o)= Doporučená hloubka vrtání.
- t_{fix}= Tloušťka upev. Dílu.
- h_{ef}= Účinná hloubka ukotvení.
- $S_{min.}$= Minimální odstup.
- $C_{min.}$= Minimální vzdálenost okrajů.

65435	Rozpínací kotva se svorníkem s maticí	N61A

Závit	Metrický závit
Materiál	Ocel
Třída	5.8
Povrchová úprava	Pozinkované

RAWL FIXINGS

RoHS

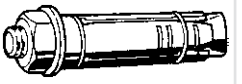

ETA CE
European Technical Approval
Option 1 for cracked concrete

Konečné výpočty by měly odpovídat Evropskému technickému osvědčení (ETA), také toto osvědčení je k dispozici na vyžádání.

d x t_{fix}	✉	Kód výrobku	d x t_{fix}	✉	Kód výrobku	d x t_{fix}	✉	Kód výrobku
M6X10	50	65435.060.010	M8X60	50	65435.080.060	M12X15	25	65435.120.015
M6X25	50	65435.060.025				M12X30	25	65435.120.030
M6X60	50	65435.060.060	M10X15	50	65435.100.015	M12X75	25	65435.120.075
			M10X30	50	65435.100.030			
M8X10	50	65435.080.010	M10X60	50	65435.100.060	M16X15	10	65435.160.015
M8X25	50	65435.080.025				M16X35	10	65435.160.035

Rozpínací kotva se šestihranným šroubem

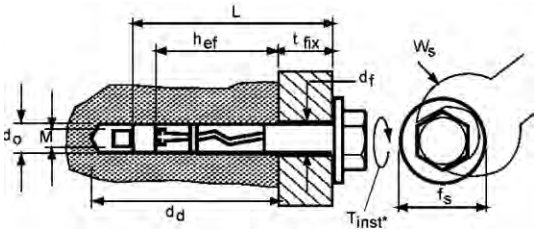

Technické údaje

d x t_{fix}	M6x10	M6x25	M6x40	M8x10	M8x25	M8x40	M10x10	M10x25	M10x50	M10x75	M12x10	M12x40	M12x60	M16x15	M16x30	M16x60
$C_{min.}$	53	53	53	60	60	60	75	75	75	75	90	90	90	143	143	143
d	M6	M6	M6	M8	M8	M8	M10	M10	M10	M10	M12	M12	M12	M16	M16	M16
d_f	6.5	6.5	6.5	9	9	9	11	11	11	11	13	13	13	17	17	17
d_o	12	12	12	14	14	14	16	16	16	16	20	20	20	25	25	25
f_s	12.5	12.5	12.5	17	17	17	21	21	21	21	24	24	24	30	30	30
h_{ef}	45	45	45	50	50	50	60	60	60	60	80	80	80	120	120	120
h_{min}	100	100	100	100	100	100	100	100	100	100	100	100	100	142.5	142.5	142.5
h_o	50	50	50	55	55	55	65	65	65	65	85	85	85	125	125	125
k_N	3.33	3.33	3.33	4.17	4.17	4.17	6.67	6.67	6.67	6.67	8.89	8.89	8.89	22.2	22.2	22.2
L	55	70	85	65	80	95	75	90	115	140	90	120	140	135	150	180
s	10	10	10	13	13	13	17	17	17	17	19	19	19	24	24	24
$S_{min.}$	35	35	35	40	40	40	50	50	50	50	60	60	60	95	95	95
t_{fix} (max.)	10	25	40	10	25	40	10	25	50	75	10	40	60	15	30	60
T_{inst}	6.5	6.5	6.5	15	15	15	27	27	27	27	50	50	50	120	120	120

- **d_o= Jmenovitý průměr vrtáku.**
- **f_s= podložky.**
- **s (W_s) = Velikost klíče.**
- **T_{inst}= Utahovací moment v Nm.**
- **d_f= Velikost otvoru v konstrukci.**
- **h_{min}= Minimální tloušťka betonu.**
- **d_d (h_o)= Doporučená hloubka vrtání.**
- **t_{fix}= Tloušťka upev. Dílu.**
- **h_{ef}= Účinná hloubka ukotvení.**
- **$S_{min.}$= Minimální odstup.**
- **$C_{min.}$= Minimální vzdálenost okrajů.**

65445	Rozpínací kotva se šestihranným šroubem	N61A

Závit Metrický závit
Materiál Ocel
Třída 5.8

European Technical Approval
Option 1 for cracked concrete

Konečné výpočty by měly odpovídat Evropskému technickému osvědčení (ETA), také toto osvědčení je k dispozici na vyžádání.

d x t_{fix}	✉	Kód výrobku	d x t_{fix}	✉	Kód výrobku	d x t_{fix}	✉	Kód výrobku
M6X10	50	65445.060.010				M12X40	25	65445.120.040
M6X25	50	65445.060.025	M10X10	50	65445.100.010	M12X60	25	65445.120.060
M6X40	50	65445.060.040	M10X25	50	65445.100.025			
			M10X50	50	65445.100.050	M16X15	10	65445.160.015
M8X10	50	65445.080.010	M10X75	50	65445.100.075	M16X30	10	65445.160.030
M8X25	50	65445.080.025				M16X60	10	65445.160.060
M8X40	50	65445.080.040	M12X10	25	65445.120.010			

Rozpínací kotva s mosazným kuželem

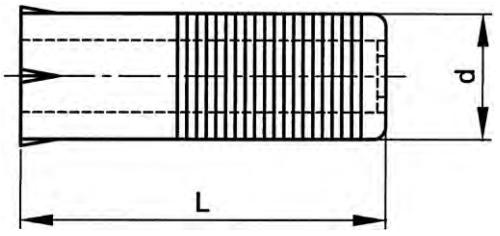

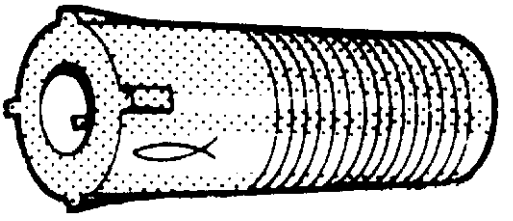

Technické údaje

Typ	M5	M6	M8	M10	M12
d	10	12	16	20	24
Hloubka otvoru (min.)	45	50	65	80	90
L	35	40	50	60	70
T_{inst}	4	7	16	32	54
Vrták ø	10	12	16	20	24
Výtažná síla v kN					
Beton ≥ C20/25	1.1	1.8	2.6	4.4	5.0

- **T_{inst} = Utahovací moment v Nm.**
- Přípustné zatížení (kN) pro jednu kotvu, platí pro strojní šrouby se specifickou velikostí závitu.
- Přípustné zatížení zahrnuje bezpečnostní faktor 5.

Montážní postup

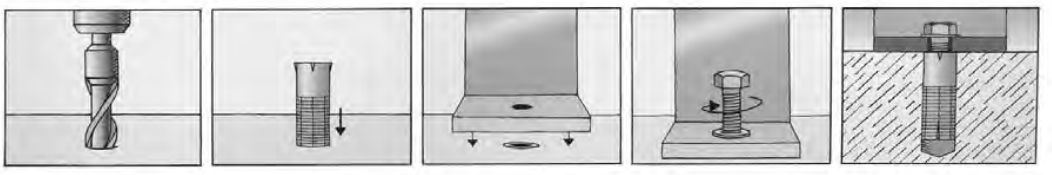

63400	FISCHER Rozpínací kotva s mosazným kuželem, typ M	N03B

Závit Metrický závit
Materiál Sklolaminátem vyztužený plast

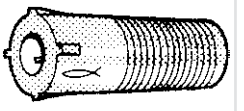

Typ	✉	Kód výrobku	Typ	✉	Kód výrobku	Typ	✉	Kód výrobku
M5	50	63400.050.001	M8	20	63400.080.001	M12	5	63400.120.001
M6	50	63400.060.001	M10	10	63400.100.001			

8

Kotva

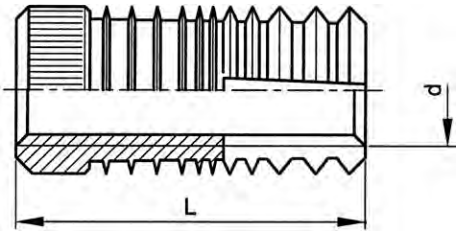

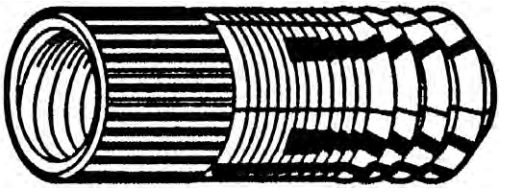

Technické údaje

Typ	PA 4 M6/7,5	PA 4 M6/13,5	PA 4 M8/25	PA 4 M10/25
d	M6	M6	M8	M10
Hloubka otvoru (min.)	7.5	13.5	25.0	25.0
L	7.5	13.5	25	25
Montážní hloubka (min.)	7.5	13.5	25.0	25.0
Otvor ø v konstrukci	7.5	7.5	9.5	11.5
P	1.00	1.00	1.25	1.50
Vrták ø	8	8	10	12
Přípustné zatížení v kN				
Borové dřevo	0.18	0.38	-	-
Bukové dřevo	0.5	1.0	-	-
Cihla Mz12	-	0.80	1.95	2.30
Dřevotříska	0.2	0.4	-	-
Plast	0.75	2.00	-	-

- Přeložit délka šroubu = délka hmoždinky + tloušťka upevněného dílu.
- Přípustné zatížení (kN) pro jednu kotvu, platí pro strojní šrouby se specifickou velikostí závitu.
- Přípustné zatížení zahrnuje bezpečnostní faktor 4.

Montážní postup

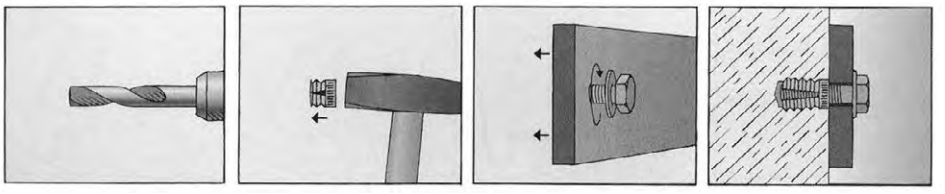

8

63410 **FISCHER Kotva typ PA 4** **N03A**

Závit Metrický závit
Materiál Mosaz

fischer innovative solutions

RoHS

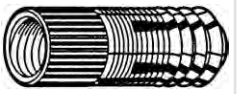

Typ	✉	Kód výrobku	Typ	✉	Kód výrobku	Typ	✉	Kód výrobku
PA4 M6X7,5	200	63410.060.007	PA4 M8X25	50	63410.080.025	PA4 M10X25	25	63410.100.025
PA4 M6X13,5	100	63410.060.013						

Plášťová kotva se šroubem FSA-S

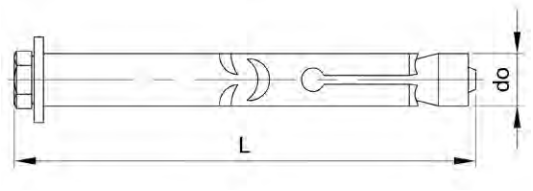

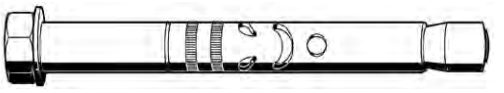

Technické údaje

Typ	FSA 8/15 S	FSA 8/40 S	FSA 8/65 S	FSA 10/10 S	FSA 10/35 S	FSA 10/60 S	FSA 12/10 S	FSA 12/25 S	FSA 12/50 S
d_o	8	8	8	10	10	10	12	12	12
h_{ef}	35	35	35	40	40	40	50	50	50
L	59	84	109	60	86	110	70	85	110
Min. t_d	65	90	115	65	90	115	75	90	115
t_{fix}	15	40	65	10	35	60	10	25	50
Přípustné zatížení v kN									
Beton ≥ C20/25	5.2	5.2	5.2	12.9	12.9	12.9	25.7	25.7	25.7

- **d_o= Jmenovitý průměr vrtáku**
- **t_{fix}= Tloušťka upev. Dílu**
- **h_{ef}= Účinná hloubka ukotvení**
- **Min. t_d= Doporučená hloubka vrtání**
- Přípustné zatížení platí pro jednu kotvu při popraskaném betonu (tahová zóna), pro třídu betonu ≥ C20/25.

Montážní postup

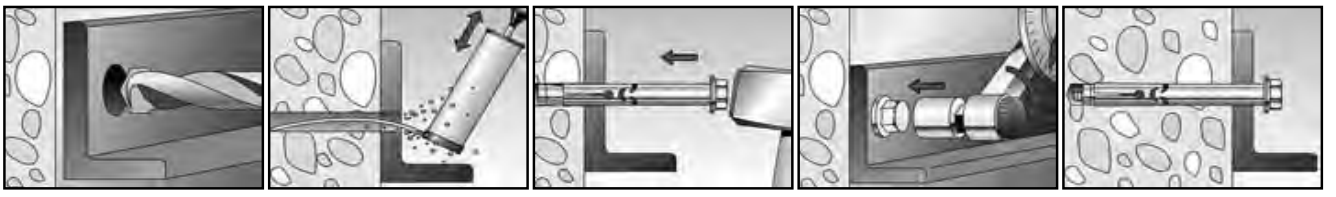

63226 FISCHER Plášťová kotva se šroubem FSA-S **N03A**

Závit	Metrický závit
Materiál	Ocel
Povrchová úprava	Pozinkované

Typ	✉	Kód výrobku	Typ	✉	Kód výrobku	Typ	✉	Kód výrobku
FSA 8/15 S	50	63226.080.015	FSA 10/10 S	20	63226.100.010	FSA 12/10 S	20	63226.120.010
FSA 8/40 S	50	63226.080.040	FSA 10/35 S	20	63226.100.035	FSA 12/25 S	20	63226.120.025
FSA 8/65 S	50	63226.080.065	FSA 10/60 S	20	63226.100.060	FSA 12/50 S	20	63226.120.050

Pryžová nýtová matice s mosazným závitovým pouzdrem

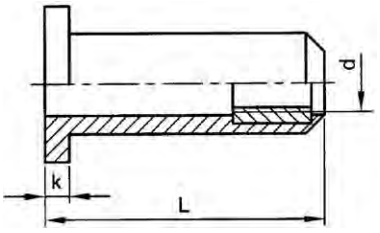

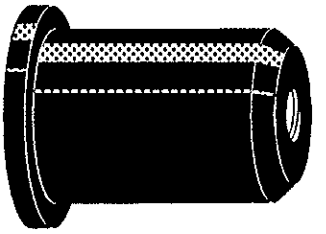

Technické údaje

d x L	k	Upínací rozsah (max.)	Vrták ø
M4x12.6	1.4	0 - 4	8
M4x24	1.4	6 - 14	8
M5x14	1.3	0 - 5	10
M5x25	1.3	8 - 16	10
M5x38	1.3	20 - 30	10
M6x15	1.3	0 - 3	13
M6x25	2	6 - 13	13
M6x35	1.3	11 - 23	13
M8x27.9	5	4 - 10	16
M8x30	1.2	6 - 15	18
M8x50	2	15 - 39	18
M10x55	1.3	20 - 36	20
M12x75	1.3	30 - 50	24

65421 **RAWLNUT s mosazným závitovým pouzdrem** **N61B**

Závit Metrický závit
Materiál Pryž

RAWL FIXINGS

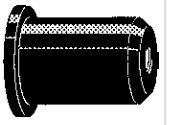

d x L	✉	Kód výrobku	d x L	✉	Kód výrobku	d x L	✉	Kód výrobku
M4X12,6	50	65421.040.011	M6X15	50	65421.060.015	M8X30	50	65421.080.031
M4X24	50	65421.040.024	M6X25	50	65421.060.025	M8X50	50	65421.080.050
M5X14	50	65421.050.014	M6X35	50	65421.060.035	M10X55	25	65421.100.055
M5X25	50	65421.050.025	M8X27,9	50	65421.080.030	M12X75	20	65421.120.075
M5X38	50	65421.050.038						

Natloukací kotva

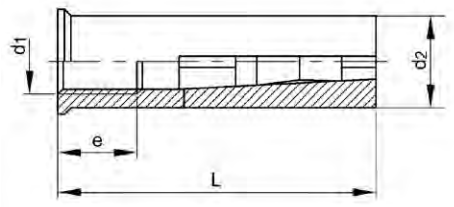

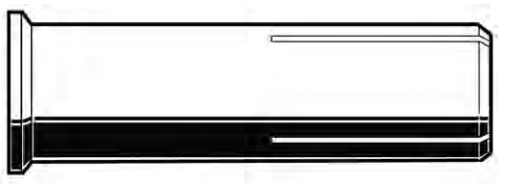

Technické údaje

d_1	M6	M8	M10	M12	M16	M20
$C_{min.}$	105	105	140	175	230	280
d_o	8	10	12	15	20	25
d_w	7	9	12	14	18	22
e (max.)	10	13	17	21	27	34
e (min.)	6	8	10	12	16	20
h_1	27	33	43	54	70	86
h_c	100	100	100	100	130	160
L	25	30	40	50	65	80
N_{rec}	2.08	2.74	3.57	5.87	8.73	11.94
$S_{min.}$	60	90	80	100	130	160
T_{inst}	4	11	17	38	60	120

- **d_o = Jmenovitý průměr vrtáku**
- **d_w = Velikost otvoru v konstrukci**
- **h_1 = Hloubka otvoru k nejhlubšímu bodu**
- **h_c = Minimální tloušťka betonu**
- **e = Délka šroubu pro závit**
- **$S_{min.}$ = Minimální odstup**
- **$C_{min.}$ = Minimální vzdálenost okrajů**
- **N_{rec} = Doporučené zatížení v kN**
- **T_{inst} = Utahovací moment v Nm**
- Přípustné zatížení platí pro jednu kotvu při nepopraskaném betonu (tlaková oblast), pro třídu betonu C20/25, včetně částečného bezpečnostního faktoru γ_f = 1,4 a jsou-li vzaty do úvahy $S_{min.}$ a $C_{min.}$.

Skupiny produktů

Závit	Materiál	Povrchová úprava	Kód	Strana
M	Oc	Zn	30577	8-51
M	Oc	Zn žl	30575	8-51
M	NO A4		30576	8-52

30577 MAXXFAST Natloukací kotva DC-MAXX — MF5A

Závit Metrický závit
Materiál Ocel
Povrchová úprava Pozinkované

d_1	✉	Kód výrobku	d_1	✉	Kód výrobku	d_1	✉	Kód výrobku
M6	100	30577.060.001	M10	50	30577.100.001	M12 Diamond cut*	10	30577.120.002
M8	100	30577.080.001	M12	25	30577.120.001	M16	25	30577.160.001

*Speicálně pro diamantové řezné nástroje.

30575 MAXXFAST Natloukací kotva D-MAXX — MF5A

Závit Metrický závit
Materiál Ocel
Povrchová úprava Pozinkované žlutě pasivované

d_1	✉	Kód výrobku	d_1	✉	Kód výrobku	d_1	✉	Kód výrobku
M6	100	30575.060.001	M10	50	30575.100.001	M16	25	30575.160.001
M8	100	30575.080.001	M12	25	30575.120.001	M20	10	30575.200.001

30576	MAXXFAST Natloukací kotva D-MAXX	MF5A
Závit	Metrický závit	
Materiál	Nerezocel A4	

d_1	✉	Kód výrobku	d_1	✉	Kód výrobku	d_1	✉	Kód výrobku
M6	100	30576.060.001	M10	50	30576.100.001	M16	25	30576.160.001
M8	100	30576.080.001	M12	25	30576.120.001	M20	10	30576.200.001

Natloukací kotva

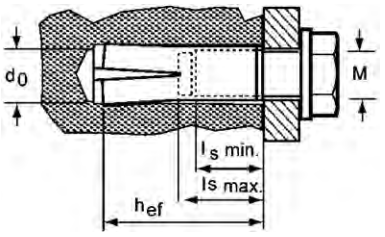

Technické údaje

Typ	d	d_o	h_{ef}	k_N	L	l_s (max.)	l_s min.	t	T_{inst}
EA II M6	M6	8	30	4	30	13	6	32	4
EA II M8	M8	10	30	4	30	13	8	33	8
EA II M10	M10	12	40	6.1	40	17	10	43	15
EA II M12	M12	15	50	8.5	50	22	12	54	35
EA II M16	M16	20	65	12.6	65	28	16	70	60
EA II M20	M20	25	80	17.2	80	34	20	85	120

- **d_o=jmenovitý průměr vrtací korunky (vyvrtané díry)**
- **t = doporučená hloubka vrtání**
- **L (h_{ef})= kotevní hloubka**
- **$l_s$min. = minimální hloubka zašroubování šroubu**
- **$l_s$max. = maximální hloubka zašroubování šroubu**
- **kN = garantované zatížení v kN v kobinaci se šroubem 8.8 & A4-70.**
- **T_{inst}= Utahovací moment v Nm.**
- Kotva musí být instalována do kotevního lůžka (sk. produktů 63322) pomocí montážního nástroje typu EAW H (rovný konec).
- Jen částečné schválení pro lehké stropy a závěšené podhledy.
- Pro další technická data je osvědčení dostupné na vyžádání.

Montážní postup

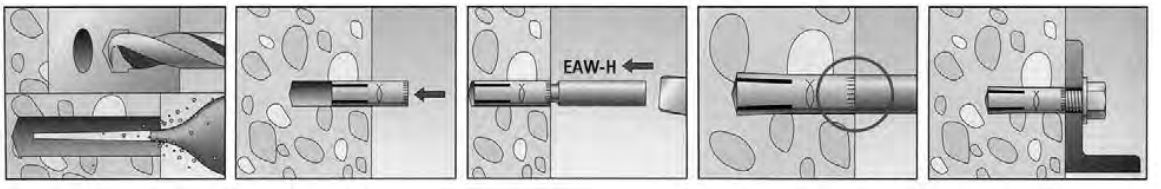

Skupiny produktů

Závit	Materiál	Povrchová úprava	Kód	Strana
M	Oc	Zn	63320	8-53
M	NO A4		63321	8-53

63320 FISCHER zarážecí kotva typ EA II N03A

Závit Metrický závit
Materiál Ocel
Povrchová úprava Pozinkované

European Technical Approval
Option 7 for cracked concrete

Konečné výpočty by měly odpovídat Evropskému technickému osvědčení (ETA),
také toto osvědčení je k dispozici na vyžádání.

Typ	✉	Kód výrobku	Typ	✉	Kód výrobku	Typ	✉	Kód výrobku
EA II M6 (EV)	100	63320.060.001	EA II M12 (EV)	25	63320.120.001	EA II M16 (EV)	20	63320.160.001
EA II M8 (EV)	100	63320.080.001	EA II M12 D (EV)	25	63320.120.005	EA II M20 (EV)	10	63320.200.001
EA II M10 (EV)	50	63320.100.001						

63321 FISCHER zarážecí kotva typ EA II N03A

Závit Metrický závit
Materiál Nerezocel A4

European Technical Approval
Option 7 for cracked concrete

Konečné výpočty by měly odpovídat Evropskému technickému osvědčení (ETA),
také toto osvědčení je k dispozici na vyžádání.

Typ	✉	Kód výrobku	Typ	✉	Kód výrobku	Typ	✉	Kód výrobku
EA II M6 A4	100	63321.060.001	EA II M10 A4	50	63321.100.001	EA II M16 A4	20	63321.160.001
EA II M8 A4	100	63321.080.001	EA II M12 A4	25	63321.120.001	EA II M20 A4	20	63321.200.001

Montážní přípravek

Skupiny produktů

Materiál	Povrchová úprava	Kód	Strana
Oc		30579	8-54
Oc	Zn	63322	8-54

30579 MAXXFAST Montážní přípravek — MF5A

Materiál Ocel

Rozměr	✉	Kód výrobku	Rozměr	✉	Kód výrobku	Rozměr	✉	Kód výrobku
M6	1	30579.060.001	M10	1	30579.100.001	M16	1	30579.160.001
M8	1	30579.080.001	M12	1	30579.120.001	M20	1	30579.200.001

63322 Montážní přípravek — N03A

Materiál Ocel
Povrchová úprava Pozinkované

Typ	✉	Kód výrobku	Typ	✉	Kód výrobku	Typ	✉	Kód výrobku
EAW H 6 PLUS	1	63322.060.001	EAW H 10 PLUS	1	63322.100.001	EAW H 16 PLUS	1	63322.160.001
EAW H 8 PLUS	1	63322.080.001	EAW H 12 PLUS	1	63322.120.001	EAW H 20 PLUS	1	63322.200.001

Montážní nástroj SA

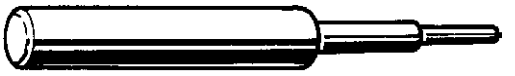

70967	SPIT Montážní nástroj	P03C
Materiál	Ocel	

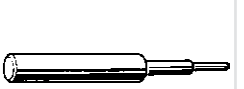

Typ	✉	Kód výrobku	Typ	✉	Kód výrobku	Typ	✉	Kód výrobku
S 6	1	70967.000.006	S 10	1	70967.000.010	S 12	1	70967.000.012
S 8	1	70967.000.008						

Kotva pro stropní panely typ FHY

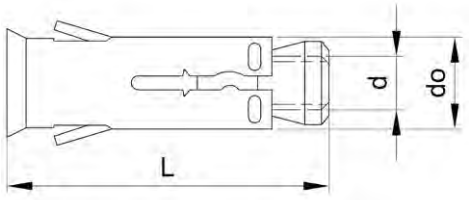

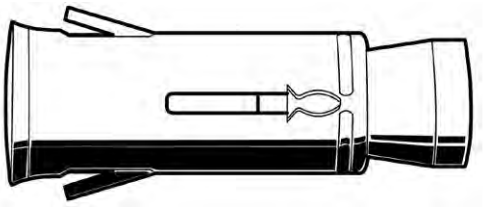

Technické údaje

Typ / d	FHY M6	FHY M8	FHY M10
d_o	10	12	16
h_{ef}	30	35	40
L	37	43	52
Min. t_d	50	60	65
T_{inst}	10	10	20
Tloušťka konstrukčního dílu (min.)	40	40	40
Přípustné zatížení v kN			
Beton ≥ C45/55	2	2	3

- **d_o= Jmenovitý průměr vrtáku**
- **Min. t_d= Doporučená hloubka vrtání**
- **h_{ef}= Účinná hloubka ukotvení**
- **Tinst = Utahovací moment v Nm. (šrouby pro třídu 5.8 nebo A4-70).**
- Přípustné zatížení (kN) pro jednotlivé kotvy v předpjatých dutých betonových panelech.
- U kombinací tahových zatížení, zatížení smykem, ohybové momenty, stejně jako snížení okrajové vzdálenosti nebo rozestupy (skupiny kotev) Viz povolení.

Montážní postup

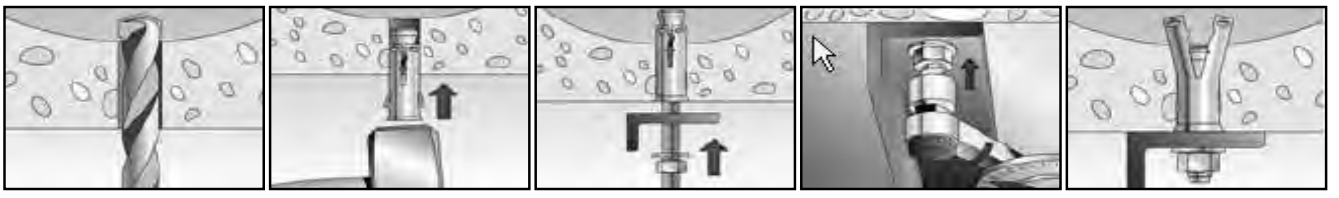

63428	FISCHER Kotva pro stropní panely typ FHY	N03A
Závit	Metrický závit	
Materiál	Ocel	
Povrchová úprava	Pozinkované	

fischer innovative solutions

RoHS

8

Typ / d	✉	Kód výrobku	Typ / d	✉	Kód výrobku	Typ / d	✉	Kód výrobku
FHY M6	50	63428.060.001	FHY M8	25	63428.080.001	FHY M10	20	63428.100.001

Kotevní šroub se zápustnou hlavou

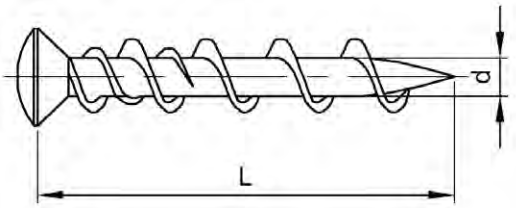

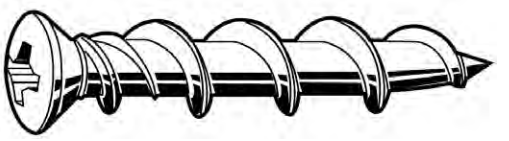

Technické údaje

d x L	d_o	h_o	L	N_{rec}	t_{fix}	Čís. křížové drážky	Čís. Torx®
5x32	5	35	32	0.3	3	2	-
5x50	5	35	50	0.3	21	-	25
5x70	5	35	70	0.3	41	-	25

- d_o= Jmenovitý průměr vrtáku
- h_o= Hloubka vrtání
- N_{rec}= Doporučené zatížení v kN pro beton bez prasklin.
- t_{fix}= Tloušťka upev. Dílu.

Skupiny produktů

Typ drážky	Materiál	Povrchová úprava		Kód	Strana
Phillips	Oc	Zn		70527	8-56
Phillips	Oc	Zn	bílá hlava	70528	8-56
Torx®	Oc	Zn		70529	8-56

70527 Kotevní šroub se zápustnou hlavou Phillips typ WALLDOG **P05A**

Materiál Ocel
Povrchová úprava Pozinkované

d x L	✉	Kód výrobku
5X32MM	100	70527.050.032

- Pouze celá balení.

70528 Kotevní šroub se zápustnou hlavou Phillips typ WALLDOG white head **P05A**

Materiál Ocel
Povrchová úprava Pozinkované

d x L	✉	Kód výrobku
5X32MM	100	70528.050.032

- Pouze celá balení.

70529 Kotevní šroub se zápustnou hlavou Torx® typ WALLDOG **P05A**

Materiál Ocel
Povrchová úprava Pozinkované

d x L	✉	Kód výrobku	d x L	✉	Kód výrobku
5X50MM	100	70529.050.050	5X70MM	100	70529.050.070

- Pouze celá balení.

Kotevní šroub s půlkulovou hlavou

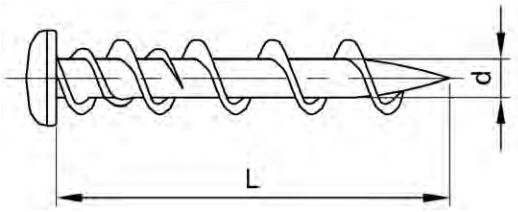

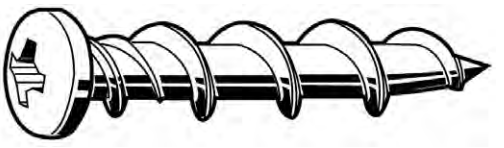

Technické údaje

d x L	d	L	N_{rec}	t_{fix}	Čís. křížové drážky	Čís. Torx®
5x32	5	32	0.3	3	2	-
5x50	5	50	0.3	21	-	25
5x70	5	70	0.3	41	-	25

- **N_{rec} = Doporučené zatížení v kN**
- **t_{fix} = Tloušťka upevňovaného dílu**

Skupiny produktů

Typ drážky	Materiál	Povrchová úprava		Kód	Strana
Phillips	Oc	Zn		70530	8-57
Phillips	Oc	Zn	bílá hlava	70531	8-57
Torx®	Oc	Zn		70532	8-57

70530 Kotevní šroub s půlkulovou hlavou Phillips typ WALLDOG — P05A

Materiál Ocel
Povrchová úprava Pozinkované

d x L	✉	Kód výrobku
5X32MM	100	70530.050.032

- Pouze celá balení.

70531 Kotevní šroub s půlkulovou hlavou Phillips typ WALLDOG white head — P05A

Materiál Ocel
Povrchová úprava Pozinkované

d x L	✉	Kód výrobku
5X32MM	100	70531.050.032

- Pouze celá balení.

70532 Kotevní šroub s půlkulovou hlavou Torx® typ WALLDOG — P05A

Materiál Ocel
Povrchová úprava Pozinkované

d x L	✉	Kód výrobku	d x L	✉	Kód výrobku
5X50MM	100	70532.050.050	5X70MM	100	70532.050.070

- Pouze celá balení.

Kotevní šroub šestihranný typ TAPH

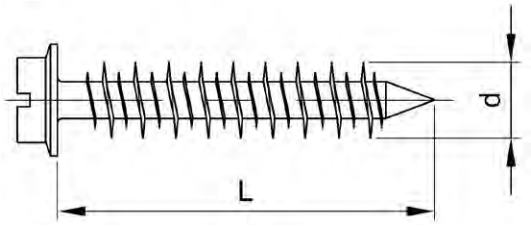

Technické údaje

d x L	d_o	L	N_{rec}	s	t_{fix}
4.8x32	4.0	32	0.5	1/4	7
4.8x45	4.0	45	0.5	1/4	20
4.8x57	4.0	57	0.5	1/4	32
6.3x32	4.8	32	0.5	5/16-8MM	7
6.3x45	4.8	45	0.5	5/16-8MM	20
6.3x57	4.8	57	0.5	5/16-8MM	32
6.3x70	4.8	70	0.5	5/16-8MM	45
6.3x82	4.8	82	0.5	5/16-8MM	57

- **d_o= Jmenovitý průměr vrtáku**
- **h_o= Hloubka vrtání**
- **N_{rec}= Doporučené zatížení v kN pro beton bez prasklin.**
- **t_{fix}= Tloušťka upev. Dílu**
- **s = Velikost klíče.**

70525 Kotevní šroub šestihranný typ TAPH **P05A**

Materiál Ocel
Povrchová úprava Perma-Seal

d x L	✉	Kód výrobku	d x L	✉	Kód výrobku	d x L	✉	Kód výrobku
4,8X32MM	100	70525.048.032				6,3X57MM	100	70525.063.057
4,8X45MM	100	70525.048.045	6,3X32MM	100	70525.063.032	6,3X70MM	100	70525.063.070
4,8X57MM	100	70525.048.057	6,3X45MM	100	70525.063.045	6,3X82MM	100	70525.063.082

8

Kotevní šroub se zápustnou hlavou typ TAPC

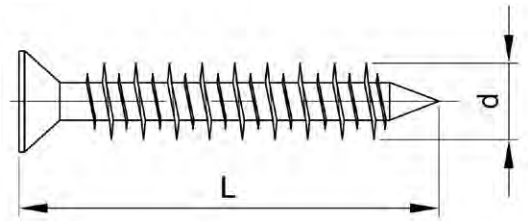

Technické údaje

d x L	d_o	L	N_{rec}	t_{fix}	Čís. křížové drážky
4.8x32	4.0	32	0.5	7	2
4.8x45	4.0	45	0.5	20	2
4.8x57	4.0	57	0.5	32	2
4.8x70	4.0	70	0.5	45	2
4.8x82	4.0	82	0.5	57	2
4.8x100	4.0	100	0.5	75	2
6.3x32	4.8	32	0.5	7	3
6.3x45	4.8	45	0.5	20	3
6.3x57	4.8	57	0.5	32	3
6.3x70	4.8	70	0.5	45	3
6.3x82	4.8	82	0.5	57	3
6.3x100	4.8	100	0.5	75	3
6.3x125	4.8	125	0.5	100	3

- **d_o= Jmenovitý průměr vrtáku.**
- **N_{rec}= Doporučené zatížení v kN.**
- **t_{fix}= Tloušťka upev. Dílu..**

70526 Kotevní šroub se zápustnou hlavou typ TAPC **P05A**

Materiál Ocel
Povrchová úprava Perma-Seal

d x L	✉	Kód výrobku	d x L	✉	Kód výrobku	d x L	✉	Kód výrobku
4,8X32MM	100	70526.048.032	4,8X100MM	100	70526.048.100	6,3X70MM	100	70526.063.070
4,8X45MM	100	70526.048.045	6,3X32MM	100	70526.063.032	6,3X82MM	100	70526.063.082
4,8X57MM	100	70526.048.057	6,3X45MM	100	70526.063.045	6,3X100MM	100	70526.063.100
4,8X82MM	100	70526.048.082	6,3X57MM	100	70526.063.057	6,3X125MM	100	70526.063.125

Betonová kotva šestihranná typ BT

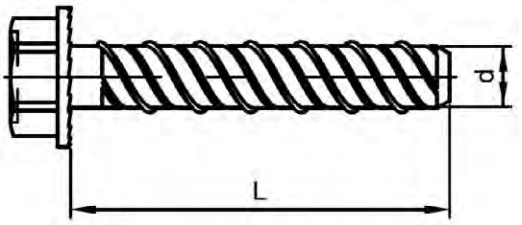

Technické údaje

Typ	d	L	N_{rec}	s	t_{fix}
BT550	5	50	1.5	7	15
BT650	6	50	1.5	10	15
BT680	6	80	1.9	10	35
BT6100	6	100	1.9	10	55
BT6120	6	120	1.9	10	75
BT6140	6	140	1.9	10	95
BT850	8	50	1.9	13	5
BT875	8	75	3.3	13	10
BT8100	8	100	3.3	13	35
BT1060	10	60	2.6	17	5
BT1075	10	75	2.6	17	20
BT10100	10	100	2.6/4.1	17	45/25
BT10110	10	110	2.6/4.1	17	55/35
BT10120	10	120	2.6/4.1	17	65/45
BT10140	10	140	2.6/4.1	17	85/65
BT10160	10	160	2.6/4.1	17	105/85
BT10200	10	200	2.6/4.1	17	145/125
BT10240	10	240	2.6/4.1	17	185/165
BT10280	10	280	2.6/4.1	17	225/205
BT10320	10	320	2.6/4.1	17	265/245
BT1275	12	75	4.1	19	5
BT12100	12	100	4.1/5.4	19	30/15
BT12150	12	150	4.1/5.4	19	80/65
BT12200	12	200	4.1/5.4	19	130/115
BT16100	16	100	6.3	23	20
BT16150	16	150	6.3/9.9	23	70/40
BT16200	16	200	6.3/9.9	23	120/90
BT16240	16	240	6.3/9.9	23	160/130
BT16280	16	280	6.3/9.9	23	200/170
BT16320	16	320	6.3/9.9	23	240/120

- **d = Jmenovitý průměr vrtáku.**
- **N_{rec}= Doporučené zatížení v kN.**
- **s = Velikost klíče.**
- **t_{fix}= Tloušťka upev. Dílu.**

70520 Betonová kotva šestihranná typ BT **P05A**

Materiál Ocel
Povrchová úprava Pozinkované

ETA
European Technical Approval
Option 1 for cracked concrete

Konečné výpočty by měly odpovídat Evropskému technickému osvědčení (ETA), také toto osvědčení je k dispozici na vyžádání.

d x L	✉	Kód výrobku	d x L	✉	Kód výrobku	d x L	✉	Kód výrobku
BT 5X50	100	70520.050.050	BT 8X50	50	70520.080.050	BT 10X100	50	70520.100.100
BT 6X50	100	70520.060.050	BT 8X75	50	70520.080.075	BT 10X110	25	70520.100.110
BT 6X80	50	70520.060.080	BT 8X100	50	70520.080.100	BT 10X120	25	70520.100.120
BT 6X100	100	70520.060.100	BT 10X60	50	70520.100.060	BT 10X140	25	70520.100.140
BT 6X120	100	70520.060.120	BT 10X75	50	70520.100.075	BT 10X160	20	70520.100.160
BT 6X140	50	70520.060.140						

70520	Betonová kotva šestihranná typ BT								←
d x L	✉	Kód výrobku	d x L	✉	Kód výrobku	d x L	✉	Kód výrobku
BT 10X200	20	70520.100.200	BT 12X150	20	70520.120.150	BT 16X240	10	70520.160.240
BT 10X240	20	70520.100.240	BT 12X200	20	70520.120.200	BT 16X280	10	70520.160.280
BT 10X280	20	70520.100.280	BT 16X100	20	70520.160.100	BT 16X320	10	70520.160.320
BT 12X75	25	70520.120.075	BT 16X150	10	70520.160.150			
BT 12X100	25	70520.120.100	BT 16X200	10	70520.160.200			

- ETA1=BT10/BT12/BT16

Betonová kotva A4 šestihranná typ BT

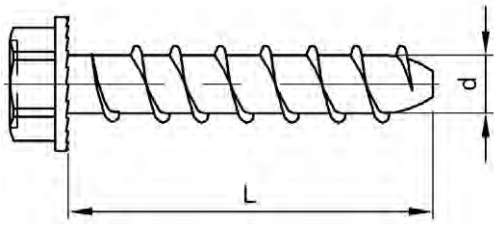

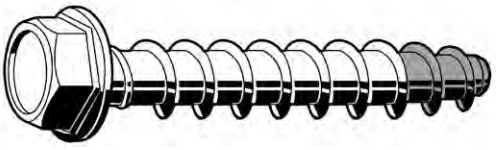

Technické údaje

Typ	d	L	N_{rec}	s	t_{fix}
BT645	6	45	1.7	10	1
BT660	6	60	2	10	5
BT875	8	75	2.3	13	10
BT895	8	95	2.3	13	30
BT1085	10	85	4.1	17	5
BT10100	10	100	4.1	17	20

- **d = Jmenovitý průměr vrtáku.**
- **N_{rec}= Doporučené zatížení v kN pro beton bez prasklin.**
- **s = Velikost klíče.**
- **t_{fix}= Tloušťka upev. Dílu.**

70521	Betonová kotva A4 šestihranná typ BT	P05A
Materiál	Nerezocel A4	

d x L	✉	Kód výrobku	d x L	✉	Kód výrobku	d x L	✉	Kód výrobku
6X45MM	100	70521.060.045	8/10X75MM	50	70521.080.075	10/5X85MM	50	70521.100.085
6/5X60MM	100	70521.060.060	8/30X95MM	50	70521.080.095	10/20X100MM	50	70521.100.100

Betonová kotva s půlkulovou hlavou typ BT

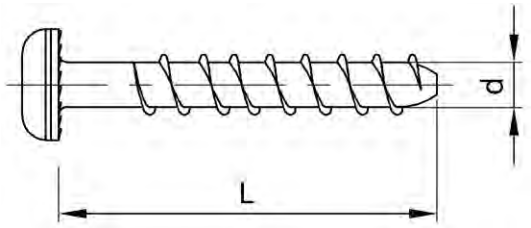

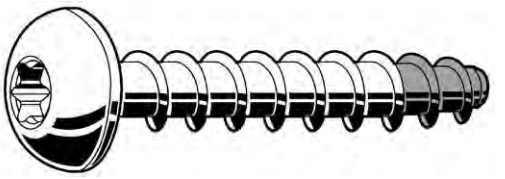

Technické údaje

Typ	L	N_{rec}	t_{fix}	Čís. Torx®
BT645	45	1.5	10	40
BT650	50	1.5	15	40

- d = Jmenovitý průměr vrtáku.
- N_{rec} = Doporučené zatížení v kN.
- t_{fix} = Tloušťka upev. Dílu.

70522 **Betonová kotva s půlkulovou hlavou typ BT** **P05A**

Materiál Ocel
Povrchová úprava Pozinkované

d x L	✉	Kód výrobku	d x L	✉	Kód výrobku
6X45MM	100	70522.060.045	6X50MM	100	70522.060.050

Betonová kotva s půlkulatou hlavou typ BT

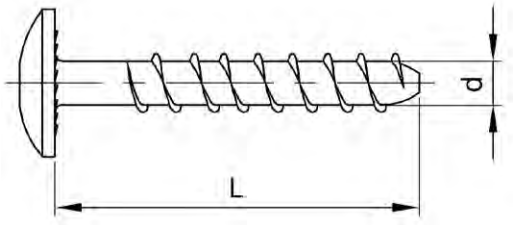

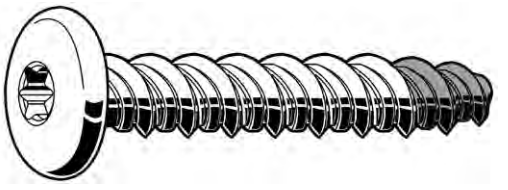

8

Technické údaje

Typ	d	L	N_{rec}	t_{fix}	Čís. Torx®
BT640	6	40	1.2	10	30
BT650	6	50	1.5	15	30
BT665	6	65	1.9	20	30

- N_{rec} = Doporučené zatížení v kN pro beton bez prasklin
- t_{fix} = Tloušťka upevňovaného dílu

70523 **Betonová kotva s půlkulatou hlavou typ BT** **P05A**

Materiál Ocel
Povrchová úprava Pozinkované

d x L	✉	Kód výrobku	d x L	✉	Kód výrobku	d x L	✉	Kód výrobku
6X40MM	100	70523.060.040	6X50MM	100	70523.060.050	6X65MM	100	70523.060.065

Betonová kotva se zápustnou hlavou typ BT

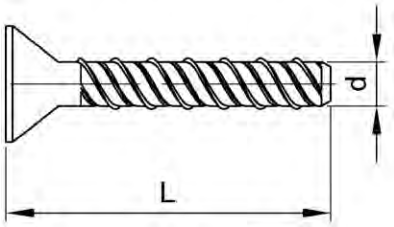

Technické údaje

Typ	d	Drážka	L	N_{rec}	s	t_{fix}
BT650	6	T40	50	1.5	-	15
BT675	6	T40	75	1.5	-	40
BT850	8	T40	50	1.9	-	5
BT875	8	-	75	3.3	6	10
BT8100	8	-	100	3.3	6	35
BT1060	10	-	60	2.6	6	5
BT1075	10	-	75	2.6	8	20
BT10100	10	-	100	2.6/4.1	8	45/25
BT1275	12	-	75	4.1	10	5
BT12100	12	-	100	4.1/5.4	10	30/15
BT12150	12	-	150	4.1/5.4	10	80/65

- **d = Jmenovitý průměr vrtáku.**
- **N_{rec} = Doporučené zatížení v kN pro beton bez prasklin.**
- **s = Velikost klíče.**
- **t_{fix} = Tloušťka upev. Dílu.**

70524 Betonová kotva se zápustnou hlavou typ BT **P05A**

Materiál Ocel
Povrchová úprava Pozinkované

European Technical Approval
Option 1 for cracked concrete

Konečné výpočty by měly odpovídat Evropskému technickému osvědčení (ETA), také toto osvědčení je k dispozici na vyžádání.

d x L	✉	Kód výrobku	d x L	✉	Kód výrobku	d x L	✉	Kód výrobku
6X50MM	100	70524.060.050	8X100MM	50	70524.080.100	12X75MM	25	70524.120.075
6X75MM	50	70524.060.075	10X60MM	50	70524.100.060	12X100MM	25	70524.120.100
8X50MM	50	70524.080.050	10X75MM	50	70524.100.075	12X150MM	20	70524.120.150
8X75MM	50	70524.080.075	10X100MM	50	70524.100.100			

- ETA1=BT10/BT12

Kotvící šroub ThruFast - ThruMaxx

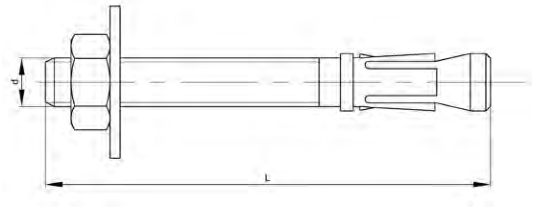

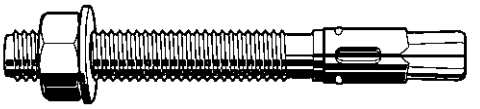

Technické údaje

Typ	C_{cr}, N	d	d_f	d_o	h (jmen.)	h_1	h_{ef}	Kroužek ø	L	N_{rec}	s	S_{cr}, N	t_{fix} (max.)	T_{inst}
6x60	60	M6	7	6	49.5	55	40	12	60	4.29	10	120	2	7
6x70	60	M6	7	6	49.5	55	40	12	70	3.93	10	120	12	7
6x80	60	M6	7	6	49.5	55	40	12	80	3.93	10	120	22	7
6x80 (A2-A4)	60	M6	7	6	49.5	55	40	12	80	4.29	10	120	22	7
6x90	60	M6	7	6	49.5	55	40	12	90	3.93	10	120	32	7
6x100	60	M6	7	6	49.5	55	40	12	100	3.93	10	120	42	7
6x120	60	M6	7	6	49.5	55	40	12	120	3.93	10	120	62	7
6x140	60	M6	7	6	49.5	55	40	12	140	3.93	10	120	82	7
8x75	72	M8	9	8	59.5	65	48	16	75	5.71	13	144	5	20
8x90	72	M8	9	8	59.5	65	48	16	90	5.71	13	144	20	20
8x115	72	M8	9	8	59.5	65	48	16	115	5.71	13	144	45	20
8x130	72	M8	9	8	59.5	65	48	16	130	5.71	13	144	60	20
8x155	72	M8	9	8	59.5	65	48	16	155	5.71	13	144	85	20
10x70	83	M10	12	10	53.5	60	42	20	70	5.43	17	165	5	35
10x90	83	M10	12	10	66.5	75	55	20	90	6.35	17	165	10	35
10x120	83	M10	12	10	66.5	75	55	20	120	6.35	17	165	40	35
10x150	83	M10	12	10	66.5	75	55	20	150	6.35	17	165	70	35
10x170	83	M10	12	10	66.5	75	55	20	170	6.35	17	165	90	35
12x75	98	M12	14	12	55	60	43	24	75	5.64	19	195	5	60
12x90	98	M12	14	12	77	85	65	24	90	8.84	19	195	5	60
12x110	98	M12	14	12	77	85	65	24	110	9.92	19	195	18	60
12x140	98	M12	14	12	77	85	65	24	140	9.92	19	195	48	60
12x160	98	M12	14	12	77	85	65	24	160	9.92	19	195	68	60
12x180	98	M12	14	12	77	85	65	24	180	9.92	19	195	88	60
14x120	113	M14	16	14	91	100	75	28	120	11.91	22	225	12	90
14x145	113	M14	16	14	91	100	75	28	145	11.91	22	225	37	90
14x170	113	M14	16	14	91	100	75	28	170	11.91	22	225	62	90
16x90	126	M16	18	16	69	75	49	30	90	6.86	24	252	4	120
16x125	126	M16	18	16	103.5	110	84	30	125	13.89	24	252	3	120
16x145	126	M16	18	16	103.5	110	84	30	145	13.89	24	252	23	120
16x170	126	M16	18	16	103.5	110	84	30	170	13.89	24	252	48	120
16x220	126	M16	18	16	103.5	110	84	30	220	13.89	24	252	98	120
20x120	155	M20	22	20	93	105	71	37	120	11.96	30	309	5	240
20x170	155	M20	22	20	125	135	103	37	170	19.84	30	309	23	240
20x220	155	M20	22	20	125	135	103	37	220	19.84	30	309	73	240

- **d_o= Jmenovitý průměr vrtáku**
- **s = Velikost klíče**
- **ring ø = Kroužek o průměru**
- **d_f= Velikost otvoru v konstrukci**
- **h_1= Doporučená hloubka vrtání**
- **h(nom) = Minimální hloubka vývrtu otvoru**
- **h_{ef}= Účinná hloubka ukotvení**
- **S_{cr},N = Odstup characteristický**
- **C_{cr},N = Vzdálenost okrajů characteristická**
- **t_{fix}(max) = Tloušťka upev. Dílu**
- **T_{inst}= Utahovací moment v Nm**
- **N_{rec}= Doporučené zatížení v kN**
- Přípustné zatížení platí pro jednu kotvu při nepopraskaném betonu (tlaková oblast), pro třídu betonu C20/25, včetně částečného bezpečnostního faktoru γ_f= 1,4 a jsou-li vzaty do úvahy S_{cr}, N a C_{cr}, N.

Montážní postup



Skupiny produktů

Závit	Materiál	Povrchová úprava		Kód	Strana
M	Oc	Zn		30550	8-65
M	NO A2			30552	8-65
M	Oc	Zn	ETA-7	30551	8-65
M	NO A4		ETA-7	30553	8-66

30550 MAXXFAST Kotvící šroub ThruFast — MF50

Závit Metrický závit
Materiál Ocel
Povrchová úprava Pozinkované

Typ	✉	Kód výrobku	Typ	✉	Kód výrobku	Typ	✉	Kód výrobku
6X70	200	30550.060.070	8X155	50	30550.080.155	12X180	25	30550.120.180
6X80	200	30550.060.080	10X70	100	30550.100.070	14X120	25	30550.140.120
6X90	200	30550.060.090	10X90	100	30550.100.090	14X145	25	30550.140.145
6X100	200	30550.060.100	10X120	50	30550.100.120	14X170	20	30550.140.170
6X120	100	30550.060.120	10X150	50	30550.100.150	16X125	25	30550.160.125
6X140	100	30550.060.140	12X75	50	30550.120.075	16X145	25	30550.160.145
8X75	100	30550.080.075	12X110	50	30550.120.110	16X170	10	30550.160.170
8X90	100	30550.080.090	12X140	25	30550.120.140	16X220	10	30550.160.220
8X115	100	30550.080.115	12X160	25	30550.120.160	20X170	10	30550.200.170
8X130	100	30550.080.130						

- Pouze celá balení.

30552 MAXXFAST Kotvící šroub ThruFast — MF50

Závit Metrický závit
Materiál Nerezocel A2

Typ	✉	Kód výrobku	Typ	✉	Kód výrobku	Typ	✉	Kód výrobku
6X60	200	30552.060.060	10X120	50	30552.100.120	16X145	25	30552.160.145
6X80	200	30552.060.080	10X150	50	30552.100.150	16X170	10	30552.160.170
8X75	100	30552.080.075	12X90	50	30552.120.090	20X120	10	30552.200.120
8X90	100	30552.080.090	12X110	50	30552.120.110	20X170	10	30552.200.170
8X115	100	30552.080.115	12X140	25	30552.120.140	20X220	10	30552.200.220
10X90	100	30552.100.090	16X90	25	30552.160.090			

- Pouze celá balení.

8

30551 MAXXFAST Kotvící šroub ThruMaxx — MF50

Závit Metrický závit
Materiál Ocel
Povrchová úprava Pozinkované

European Technical Approval
Option 7 for cracked concrete

Konečné výpočty by měly odpovídat Evropskému technickému osvědčení (ETA), také toto osvědčení je k dispozici na vyžádání.

Typ	✉	Kód výrobku	Typ	✉	Kód výrobku	Typ	✉	Kód výrobku
6X70	200	30551.060.070	8X130	100	30551.080.130	12X180	25	30551.120.180
6X80	200	30551.060.080	8X155	50	30551.080.155	14X120	25	30551.140.120
6X90	200	30551.060.090	10X90	100	30551.100.090	14X145	25	30551.140.145
6X100	200	30551.060.100	10X120	50	30551.100.120	14X170	20	30551.140.170
6X120	100	30551.060.120	10X150	50	30551.100.150	16X125	25	30551.160.125
6X140	100	30551.060.140	10X170	50	30551.100.170	16X145	25	30551.160.145
8X75	100	30551.080.075	12X110	50	30551.120.110	16X170	10	30551.160.170
8X90	100	30551.080.090	12X140	25	30551.120.140	20X170	10	30551.200.170
8X115	100	30551.080.115	12X160	25	30551.120.160			

30551 MAXXFAST Kotvící šroub ThruMaxx

- Pouze celá balení.

30553 MAXXFAST Kotvící šroub ThruMaxx MF50

Závit	Metrický závit
Materiál	Nerezocel A4

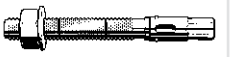

European Technical Approval
Option 7 for cracked concrete

Konečné výpočty by měly odpovídat Evropskému technickému osvědčení (ETA), také toto osvědčení je k dispozici na vyžádání.

Typ	✉	Kód výrobku	Typ	✉	Kód výrobku	Typ	✉	Kód výrobku
6X60	200	30553.060.060	10X90	100	30553.100.090	12X140	25	30553.120.140
6X80	200	30553.060.080	10X120	50	30553.100.120	16X145	25	30553.160.145
8X75	100	30553.080.075	10X150	50	30553.100.150	16X170	10	30553.160.170
8X90	100	30553.080.090	12X90	50	30553.120.090	20X170	10	30553.200.170
8X115	100	30553.080.115	12X110	50	30553.120.110	20X220	10	30553.200.220

- Pouze celá balení.

Expresní kotva EXA

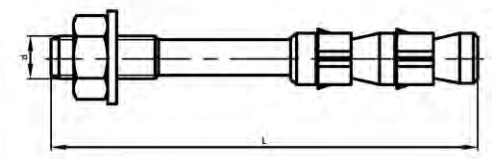



8

Technické údaje

d	d	d_o	h_{ef}	k_N	L	Min. t_d	s	t_{fix}
8/5	M8	8	47	4.1	60	60	13	5
8/15	M8	8	47	4.1	65	60	13	15
10/5	M10	10	49	6.3	70	65	17	5
10/15	M10	10	49	6.3	92	65	17	15
10/45	M10	10	49	6.3	122	65	17	45
12/5	M12	12	67	9.9	80	85	19	5
12/15	M12	12	67	9.9	116	85	19	15
12/55	M12	12	67	9.9	156	85	19	55
16/10	M16	16	85	16.7	110	110	24	10
16/30	M16	16	85	16.7	153	110	24	30

- do= Jmenovitý průměr vrtáku
- tfix= Tloušťka upev. Dílu
- hef= Účinná hloubka ukotvení
- Min. td= Doporučená hloubka vrtání
- kN = Zatížení v kN
- Přípustné zatížení platí pro jednu kotvu při popraskaném betonu (tahová zóna), pro třídu betonu C20/25, včetně částečného bezpečnostního faktoru γf= 1,4 a vzetí do úvahy Scr, N a Ccr, N.
- Konečné výpočty by měly odpovídat Evropskému technickému osvědčení (ETA), také toto osvědčení je k dispozici na vyžádání.

Montážní postup

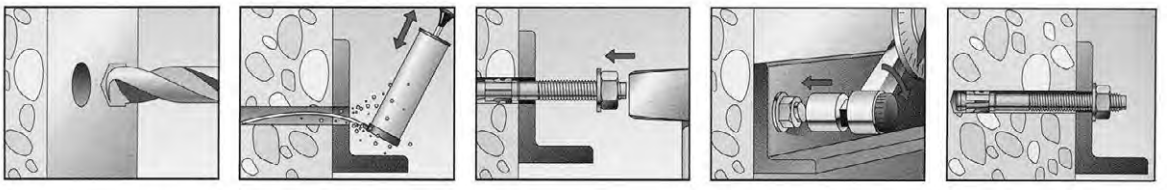

63328 **FISCHER expresní kotva EXA** **N07F**

Materiál Ocel
Povrchová úprava Pozinkované

fischer innovative solutions

RoHS

Typ	✉	Kód výrobku	Typ	✉	Kód výrobku	Typ	✉	Kód výrobku
8/5 (8X60)	50	63328.008.005	10/45 (10X122)	50	63328.010.045	12/55 (12X156)	25	63328.012.055
8/15 (8X65)	50	63328.008.015	12/5 (12X80)	25	63328.012.005	16/10 (16X110)	20	63328.016.010
10/5 (10X70)	50	63328.010.005	12/15 (12X116)	25	63328.012.015	16/30 (16X153)	10	63328.016.030
10/15 (10X92)	50	63328.010.015						

Svorník typ FBN II

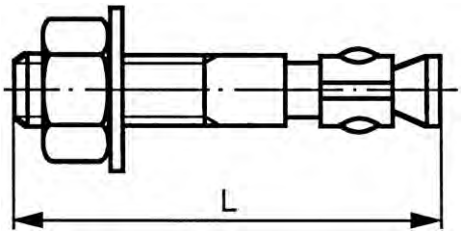

Technické údaje

Typ	d	d_o	h_{ef}	k_N	Kroužek ø	L	Min. t_d	t_{fix}
FBN II 6/5	M6	6	30	1.5	12X1.6	50	45	5
FBN II 6/10	M6	6	30	1.5	12X1.6	55	50	10
FBN II 6/30	M6	6	30	1.5	12X1.6	75	70	30
FBN II 8/5	M8	8	40	2.9-6.1	16X1.6	66	61	5
FBN II 8/10	M8	8	40	2.9-6.1	16X1.6	71	66	10
FBN II 8/20	M8	8	40	2.9-6.1	16X1.6	81	76	20
FBN II 8/30	M8	8	40	2.9-6.1	16X1.6	91	86	30
FBN II 8/50	M8	8	40	2.9-6.1	16X1.6	111	106	50
FBN II 8/70	M8	8	40	2.9-6.1	16X1.6	131	126	70
FBN II 8/100	M8	8	40	2.9-6.1	16X1.6	161	156	100
FBN II 8/5 K	M8	8	30	2.9-6.1	16X1.6	56	51	5
FBN II 8/10 K	M8	8	30	2.9-6.1	16X1.6	61	56	10
FBN II 8/30 K	M8	8	30	2.9-6.1	16X1.6	81	76	30
FBN II 10/10	M10	10	50	6.1-8.5	20X2	86	78	10
FBN II 10/20	M10	10	50	6.1-8.5	20X2	96	88	20
FBN II 10/30	M10	10	50	6.1-8.5	20X2	106	98	30
FBN II 10/50	M10	10	50	6.1-8.5	20X2	126	118	50
FBN II 10/70	M10	10	50	6.1-8.5	20X2	146	138	70
FBN II 10/100	M10	10	50	6.1-8.5	20X2	176	168	100
FBN II 10/140	M10	10	50	6.1-8.5	20X2	216	208	140
FBN II 10/160	M10	10	50	6.1-8.5	20X2	236	228	160
FBN II 10/5 K	M10	10	40	6.1-8.5	20X2	71	63	5
FBN II 10/10 K	M10	10	40	6.1-8.5	20X2	76	68	10
FBN II 10/30 K	M10	10	40	6.1-8.5	20X2	96	88	30
FBN II 12/10	M12	12	65	8.5-12.6	24X2.5	106	95	10
FBN II 12/20	M12	12	65	8.5-12.6	24X2.5	116	105	20
FBN II 12/30	M12	12	65	8.5-12.6	24X2.5	126	115	30
FBN II 12/50	M12	12	65	8.5-12.6	24X2.5	146	135	50
FBN II 12/80	M12	12	65	8.5-12.6	24X2.5	176	165	80
FBN II 12/100	M12	12	65	8.5-12.6	24X2.5	196	185	100
FBN II 12/120	M12	12	65	8.5-12.6	24X2.5	216	205	120
FBN II 12/140	M12	12	65	8.5-12.6	24X2.5	236	225	140
FBN II 12/160	M12	12	65	8.5-12.6	24X2.5	256	245	160
FBN II 12/5 K	M12	12	50	8.5-12.6	24X2.5	86	75	5
FBN II 12/10 K	M12	12	50	8.5-12.6	24X2.5	91	80	10
FBN II 12/30 K	M12	12	50	8.5-12.6	24X2.5	111	100	30
FBN II 16/10	M16	16	80	12.6-17.2	30X3	130	114	10
FBN II 16/25	M16	16	80	12.6-17.2	30X3	145	129	25
FBN II 16/50	M16	16	80	12.6-17.2	30X3	170	154	50
FBN II 16/80	M16	16	80	12.6-17.2	30X3	200	184	80
FBN II 16/100	M16	16	80	12.6-17.2	30X3	220	204	100
FBN II 16/140	M16	16	80	12.6-17.2	30X3	260	244	140
FBN II 16/160	M16	16	80	12.6-17.2	30X3	280	264	160
FBN II 16/200	M16	16	80	12.6-17.2	30X3	320	304	200

Technické údaje

Typ	d	d_o	h_{ef}	k_N	Kroužek ø	L	Min. t_d	t_{fix}
FBN II 16/15 K	M16	16	65	12.6-17.2	30X3	120	104	15
FBN II 16/25 K	M16	16	65	12.6-17.2	30X3	130	114	25
FBN II 20/30	M20	20	105	17.2-25.8	37X3	184	165	30
FBN II 20/60	M20	20	105	17.2-25.8	37X3	214	195	60
FBN II 20/80	M20	20	105	17.2-25.8	37X3	234	215	80
FBN II 20/120	M20	20	105	17.2-25.8	37X3	274	255	120
FBN II 20/10 K	M20	20	80	17.2-25.8	37X3	139	120	10

- **d_o= Jmenovitý průměr vrtáku**
- **t_{fix}= Tloušťka upev. Dílu**
- **h_{ef}= Účinná hloubka ukotvení**
- **Min. t_d= Doporučená hloubka vrtání**
- **kN = Zatížení v kN**
- Přípustné zatížení platí pro jednu kotvu při popraskaném betonu (tahová zóna), pro třídu betonu C20/25, včetně částečného bezpečnostního faktoru γ_f= 1,4 a vzetí do úvahy S_{cr}, N a C_{cr}, N.
- Dojde-li ke snížení odstupů a vzdáleností hran, je třeba provést přepočet sil s využitím technické příručky nebo výpočtového softwaru, jež jsou k dispozici na vyžádání.
- Konečné výpočty by měly odpovídat Evropskému technickému osvědčení (ETA), také toto osvědčení je k dispozici na vyžádání.

Montážní postup

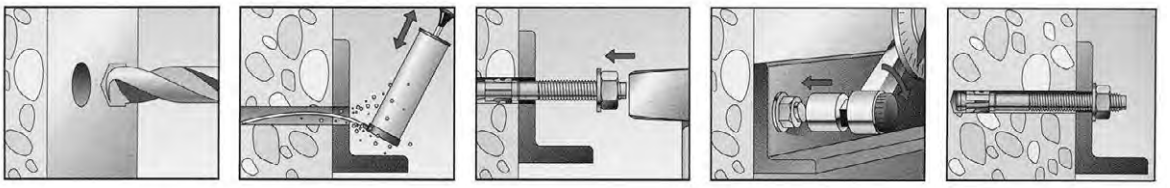

Skupiny produktů

Závit	Materiál	Povrchová úprava	Kód	Strana
M	Oc	Zn	63324	8-68
M	NO A4		63325	8-69

63324 FISCHER svorník typ FBN II **N03A**

Závit Metrický závit
Materiál Ocel
Povrchová úprava Pozinkované

fischer innovative solutions

RoHS

8

ETA CE
European Technical Approval
Option 7 for cracked concrete

Konečné výpočty by měly odpovídat Evropskému technickému osvědčení (ETA), také toto osvědčení je k dispozici na vyžádání.

Typ	✉	Kód výrobku	Typ	✉	Kód výrobku	Typ	✉	Kód výrobku
6/5 (6x50)	100	63324.060.005	10/70 (10X146)	20	63324.100.070	12/10 K (12X91)	20	63324.121.010
6/10 (6x55)	100	63324.060.010	10/100 (10X176)	20	63324.100.100	12/30 K (12X111)	20	63324.121.030
6/30 (6x75)	100	63324.060.030	10/140 (10X216)	20	63324.100.140	16/25 (16X145)	10	63324.160.025
8/5 (8X66)	50	63324.080.005	10/160 (10X236)	20	63324.100.160	16/50 (16X170)	10	63324.160.050
8/10 (8X71)	50	63324.080.010	10/5 K (10X71)	50	63324.101.005	16/80 (16X200)	10	63324.160.080
8/20 (8X81)	50	63324.080.020	10/10 K (10X76)	50	63324.101.010	16/100 (16X220)	10	63324.160.100
8/30 (8X91)	50	63324.080.030	12/10 (12X106)	20	63324.120.010	16/140 (16X260)	10	63324.160.140
8/50 (8X111)	50	63324.080.050	12/20 (12X116)	20	63324.120.020	16/160 (16X280)	10	63324.160.160
8/70 (8X131)	20	63324.080.070	12/30 (12X126)	20	63324.120.030	16/200 (16X320)	10	63324.160.200
8/100 (8X161)	20	63324.080.100	12/50 (12X146)	20	63324.120.050	16/15 K (16X120)	10	63324.161.015
8/5 K (8X56)	50	63324.081.005	12/80 (12X176)	20	63324.120.080	16/25 K (16X130)	10	63324.161.025
8/10 K (8X61)	50	63324.081.010	12/100 (12X196)	20	63324.120.100	20/30 (20X184)	10	63324.200.030
10/10 (10X86)	50	63324.100.010	12/120 (12X216)	20	63324.120.120	20/60 (20X214)	10	63324.200.060
10/20 (10X96)	50	63324.100.020	12/140 (12X236)	20	63324.120.140	20/80 (20X234)	10	63324.200.080
10/30 (10X106)	50	63324.100.030	12/160 (12X256)	20	63324.120.160	20/120 (20X274)	10	63324.200.120
10/50 (10X126)	20	63324.100.050	12/5 K (12X86)	20	63324.121.005	20/10 K (20X139)	10	63324.201.010

63325	FISCHER svorník typ FBN II	N03A

Závit Metrický závit
Materiál Nerezocel A4

fischer innovative solutions

RoHS

ETA CE
European Technical Approval
Option 7 for cracked concrete

Konečné výpočty by měly odpovídat Evropskému technickému osvědčení (ETA), také toto osvědčení je k dispozici na vyžádání.

Typ	✉	Kód výrobku	Typ	✉	Kód výrobku	Typ	✉	Kód výrobku
6/10 (6X55)	100	63325.060.010	10/30 (10X106)	50	63325.100.030	12/100 (12X196)	20	63325.120.100
6/30 (6X75)	100	63325.060.030	10/50 (10X126)	20	63325.100.050	16/10 (16X130)	10	63325.160.010
8/10 (8X71)	50	63325.080.010	10/100 (10X176)	20	63325.100.100	16/25 (16X145)	10	63325.160.025
8/30 (8X91)	50	63325.080.030	12/20 (12X116)	20	63325.120.020	16/50 (16X170)	10	63325.160.050
8/50 (8X111)	50	63325.080.050	12/30 (12X126)	20	63325.120.030			
10/20 (10X96)	50	63325.100.020	12/50 (12X146)	20	63325.120.050			

Klínová kotva

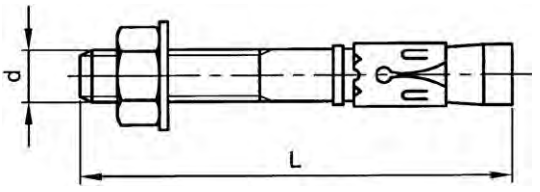

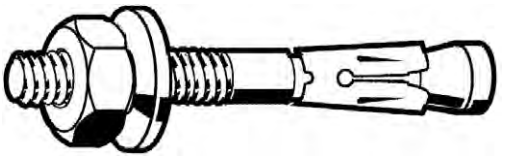

Technické údaje

Typ	C_{cr}, N	$C_{min.}$	d	d_f	d_o	h_{ef}	h_{min}	h_o	Kód	L	N	$S_{min.}$	S_{cr}, N	t_{fix}	T_{inst}
8-20	72-55	60-55	M8	9	8	48-35	100	65-52	C	70	3.0-2.0	50-45	144-155	7-20	15
8-40	72-55	60-55	M8	9	8	48-35	100	65-52	E	90	3.0-2.0	50-45	144-105	27-40	15
8-80	72-55	60-55	M8	9	8	48-35	100	65-52	H	130	3.0-2.0	50-45	144-105	67-80	15
10-15	78-75	75-65	M10	12	10	52-42	104-100	72-62	C	76.2	4.0-3.0	65-55	156-125	5-15	30
10-35	78-75	75-65	M10	12	10	52-42	104-100	72-62	E	96.2	4.0-3.0	65-55	156-126	25-35	30
10-80	78-75	75-65	M10	12	10	52-42	104-100	72-62	I	141.2	4.0-3.0	65-55	156-126	70-80	30
12-25	102-100	100-90	M12	14	12	68-50	136-100	93-75	E	100	6.6-5.3	100-75	204-150	8-25	50
12-65	102-100	100-90	M12	14	12	68-50	136-100	93-75	I	140	6.6-5.3	100-75	204-105	48-65	50
12-105	102-100	100-90	M12	14	12	68-50	136-100	93-75	L	180	6.6-5.3	100-75	204-150	88-105	50
12-145	102-100	100-90	M12	14	12	68-50	136-100	93-75	O	220	6.6-5.3	100-75	204-150	128-145	50
16-30	129-100	100-105	M16	18	16	86-64	172-128	117-95	G	125	13.2-8.3	100-90	258-192	8-30	100
16-75	129-100	100-105	M16	18	16	86-64	172-128	117-95	K	170	13.2-8.3	100-90	258-192	53-75	100
20-50	150-115	115-125	M20	22	20	100-74	200-148	136-110	J	160	9.9-9.9	100-105	300-222	25-50	160
20-105	150-115	115-125	M20	22	20	100-74	200-148	136-110	J	215	9.9-9.9	100-105	300-222	80-105	160

- **Code = Písmenový kód označení.**
- **d_o= Jmenovitý průměr vrtáku.**
- **T_{inst}= Utahovací moment v Nm.**
- **d_f= Velikost otvoru v konstrukci.**
- **h_{min} = Minimální tloušťka betonu.**
- **h_o= Doporučená hloubka vrtání.**
- **t_{fix}= Tloušťka upev. Dílu.**
- **h_{ef}= Účinná hloubka ukotvení.**
- **S_{cr}, N = Odstup characteristický.**
- **C_{cr}, N = Vzdálenost okrajů characteristická.**
- **$S_{min.}$= Minimální odstup.**
- **$C_{min.}$= Minimální vzdálenost okrajů.**
- **N = Přípustné zatížení v kN.**
- Přípustné zatížení platí pro jednu kotvu při nepopraskaném betonu (tlaková oblast), pro třídu betonu C20/25, včetně částečného bezpečnostního faktoru γ_f= 1,4 a jsou-li vzaty do úvahy S_{cr}, N a C_{cr}, N.
- Dojde-li ke snížení odstupů a vzdáleností hran, je třeba provést přepočet sil s využitím technické příručky nebo výpočtového softwaru, které jsou k dispozici na vyžádání.
- Konečné výpočty by měly odpovídat Evropskému technickému osvědčení (ETA), také toto osvědčení je k dispozici na vyžádání.

Montážní postup

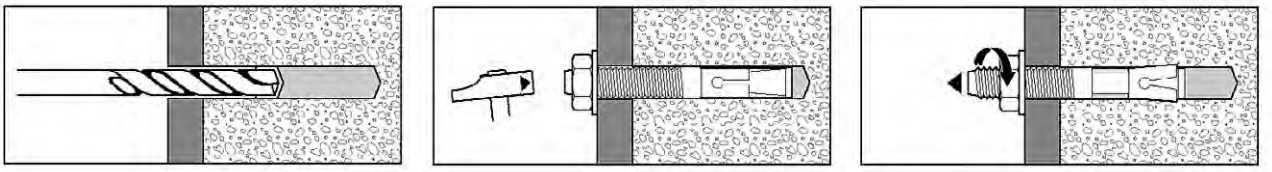

70927 **Ocelová kotva Spit FIX 3** **P03A**

Materiál Ocel
Povrchová úprava Pozinkované

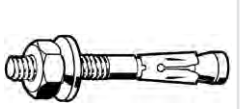

Typ	✉	Kód výrobku	Typ	✉	Kód výrobku	Typ	✉	Kód výrobku
M8X20	100	70927.080.020	M12X25	25	70927.120.025	M16X30	20	70927.160.030
M8X40	50	70927.080.040	M12X65	25	70927.120.065	M16X75	10	70927.160.075
M10X15	50	70927.100.015	M12X105	25	70927.120.105	M20X50	10	70927.200.050
M10X35	50	70927.100.035	M12X145	20	70927.120.145	M20X105	10	70927.200.105
M10X80	25	70927.100.080						

Kotvící šroub Promaxx

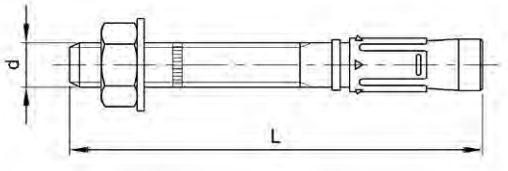



Technické údaje

d x L	C_{cr}, N	$C_{min.}$	d_f	d_o	h (jmen.)	h_1	h_{ef}	Kroužek ø	Kód	N_{rec}	s	$S_{min.}$	S_{cr}, N	t_{fix} (max.)	T_{inst}
M8x75	72	75	9	8	55	60	48	16	C	3.57	13	75	144	9	20
M8x95	72	75	9	8	55	60	48	16	E	3.57	13	75	144	29	20
M8x115	72	75	9	8	55	60	48	16	G	3.57	13	75	144	49	20
M10x90	90	90	12	10	68	75	60	20	E	4.76	17	90	150	10	40
M10x105	90	90	12	10	68	75	60	20	F	4.76	17	90	150	25	40
M10x115	90	90	12	10	68	75	60	20	G	4.76	17	90	150	35	40
M10x135	90	90	12	10	68	75	60	20	H	4.76	17	90	150	55	40
M10x165	90	90	12	10	68	75	60	20	J	4.76	17	90	150	85	40
M10x185	90	90	12	10	68	75	60	20	L	4.76	17	90	150	105	40
M12x110	105	105	14	12	80	85	70	24	F	6.35	19	105	175	14	60
M12x120	105	105	14	12	80	85	70	24	G	6.35	19	105	175	24	60
M12x130	105	105	14	12	80	85	70	24	H	6.35	19	105	175	34	60
M12x150	105	105	14	12	80	85	70	24	I	6.35	19	105	175	54	60
M12x180	105	105	14	12	80	85	70	24	L	6.35	19	105	175	84	60
M12x200	105	105	14	12	80	85	70	24	M	6.35	19	105	175	104	60
M16x145	128	130	18	16	97	105	85	30	I	13.89	24	130	213	28	100
M16x175	128	130	18	16	97	105	85	30	K	13.89	24	130	213	58	100
M16x220	128	130	18	16	97	105	85	30	O	13.89	24	130	213	103	100
M16x250	128	130	18	16	97	105	85	30	Q	13.89	24	130	213	133	100
M20x170	150	150	22	20	114	125	100	37	K	15.87	30	150	250	32	200
M20x200	150	150	22	20	114	125	100	37	O	15.87	30	150	250	82	200

- **Code = Písmenový kód označení**
- **d_o= Jmenovitý průměr vrtáku**
- **d_f= Velikost otvoru v konstrukci**
- **h_1= Hloubka otvoru k nejhlubšímu bodu**
- **h_{nom}= Minimální hloubka vývrtu otvoru**
- **h_{ef}= Účinná hloubka ukotvení**
- **t_{fix}(max) = Tloušťka upev. Dílu**
- **s = Velikost klíče**
- **ring ø = Kroužek o průměru**
- **$S_{cr,}$N = Odstup characteristický**
- **$C_{cr,}$N = Vzdálenost okrajů characteristická**
- **$S_{min.}$ = Minimální odstup**
- **$C_{min.}$= Minimální vzdálenost okrajů**
- **N_{rec}= Doporučené zatížení v kN**
- **T_{inst}= Utahovací moment v Nm**
- Přípustné zatížení platí pro jednu kotvu při nepopraskaném betonu (tlaková oblast), pro třídu betonu C20/25, včetně částečného bezpečnostního faktoru γ_f= 1,4 a jsou-li vzaty do úvahy $S_{cr,}$N a $C_{cr,}$N.
- Dojde-li ke snížení odstupů a vzdáleností hran, je třeba provést přepočet sil s využitím technické příručky nebo výpočtového softwaru, které jsou k dispozici na vyžádání.
- Konečné výpočty by měly odpovídat Evropskému technickému osvědčení (ETA), také toto osvědčení je k dispozici na vyžádání.

ETA
European Technical Approval
Option 1 for cracked concrete

Konečné výpočty by měly odpovídat Evropskému technickému osvědčení (ETA),
také toto osvědčení je k dispozici na vyžádání.

30554 MAXXFAST Vysokozátěžová kotva **MF4A**

Závit	Metrický závit
Materiál	Ocel
Povrchová úprava	Pozinkované

MAXXFAST PROFESSIONAL HARDWARE

RoHS

d x L	✉	Kód výrobku	d x L	✉	Kód výrobku	d x L	✉	Kód výrobku
M8X75	50	30554.080.075	M10X165	25	30554.100.165	M12X200	25	30554.120.200
M8X95	50	30554.080.095	M10X185	25	30554.100.185	M16X145	10	30554.160.145
M8X115	50	30554.080.115	M12X110	25	30554.120.110	M16X175	10	30554.160.175
M10X90	50	30554.100.090	M12X120	25	30554.120.120	M16X220	10	30554.160.220
M10X105	25	30554.100.105	M12X130	25	30554.120.130	M16X250	10	30554.160.250
M10X115	25	30554.100.115	M12X150	25	30554.120.150	M20X170	10	30554.200.170
M10X135	25	30554.100.135	M12X180	25	30554.120.180	M20X200	10	30554.200.200

Kotvící šroub

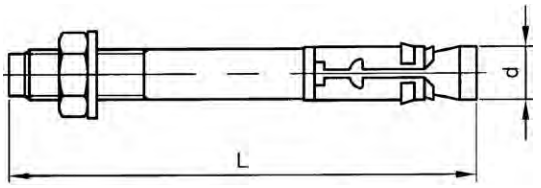



Technické údaje

Typ	d	d_o	h_{ef}	k_N	Kroužek ø	L	Min. t_d	s	t_{fix}
FAZ II 8/10	M8	8	45	2.4	16X1.6	77	75	13	10
FAZ II 8/30	M8	8	45	2.4	16X1.6	97	95	13	30
FAZ II 8/50	M8	8	45	2.4	16X1.6	117	115	13	50
FAZ II 8/100	M8	8	45	2.4	16X1.6	167	165	13	100
FAZ II 8/150	M8	8	45	2.4	16X1.6	217	215	13	150
FAZ II 10/10	M10	10	60	4.3	20X2	95	90	17	10
FAZ II 10/20	M10	10	60	4.3	20X2	105	100	17	20
FAZ II 10/30	M10	10	60	4.3	20X2	115	110	17	30
FAZ II 10/50	M10	10	60	4.3	20X2	135	130	17	50
FAZ II 10/80	M10	10	60	4.3	20X2	165	160	17	80
FAZ II 10/100	M10	10	60	4.3	20X2	185	180	17	100
FAZ II 10/150	M10	10	60	4.3	20X2	235	230	17	150
FAZ II 12/10	M12	12	70	7.6	24X2.5	110	105	19	10
FAZ II 12/20	M12	12	70	7.6	24X2.5	120	115	19	20
FAZ II 12/30	M12	12	70	7.6	24X2.5	130	125	19	30
FAZ II 12/50	M12	12	70	7.6	24X2.5	180	145	19	50
FAZ II 12/80	M12	12	70	7.6	24X2.5	180	175	19	80
FAZ II 12/100	M12	12	70	7.6	24X2.5	200	195	19	100
FAZ II 12/150	M12	12	70	7.6	24X2.5	250	245	19	150
FAZ II 12/200	M12	12	70	7.6	24X2.5	300	295	19	200
FAZ II 16/25	M16	16	85	13.4	30X3	150	140	24	25
FAZ II 16/50	M16	16	85	13.4	30X3	175	165	24	50
FAZ II 16/100	M16	16	85	13.4	30X3	225	215	24	100
FAZ II 16/150	M16	16	85	13.4	30X3	275	265	24	150
FAZ II 16/200	M16	16	85	13.4	30X3	325	315	24	200
FAZ II 16/250	M16	16	85	13.4	30X3	375	365	24	250
FAZ II 16/300	M16	16	85	13.4	30X3	425	415	24	300
FAZ II 20/30	M20	20	100	17.1	37X3	170	155	30	30
FAZ II 20/60	M20	20	100	17.1	37X3	200	185	30	60
FAZ II 20/150	M20	20	100	17.1	37X3	290	275	30	150
FAZ II 24/30	M24	24	125	24.0	44X4	204	185	36	30
FAZ II 24/60	M24	24	125	24.0	44X4	234	215	36	60

- **d_o = Jmenovitý průměr vrtáku**
- **Min. t_d = Doporučená hloubka vrtání**
- **h_{ef} = Účinná hloubka ukotvení**
- **t_{fix} = Tloušťka upev. Dílu**
- **s = Velikost klíče**
- **kN = Zatížení v kN**
- Přípustné zatížení platí pro jednu kotvu při popraskaném betonu (tahová zóna), pro třídu betonu C20/25, včetně částečného bezpečnostního faktoru γ_f = 1,4 a jsou-li vzaty do úvahy S_{cr}, N a C_{cr}, N.
- Konečné výpočty by měly odpovídat Evropskému technickému osvědčení (ETA), také toto osvědčení je k dispozici na vyžádání.

Montážní postup

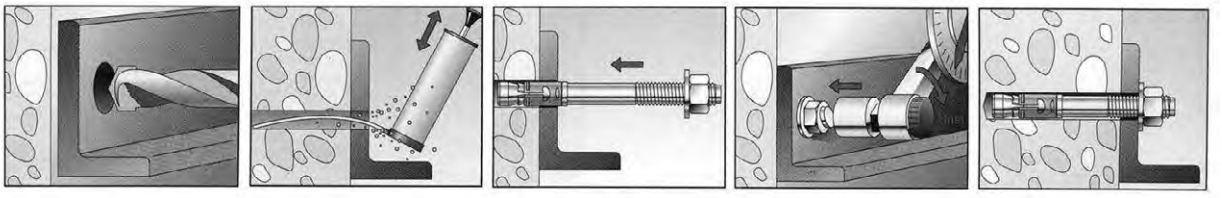

63323	FISCHER svorníková kotva typ FAZ II	N03A

Závit	Metrický závit
Materiál	Ocel
Povrchová úprava	Pozinkované

fischer innovative solutions

RoHS

ETA CE
European Technical Approval
Option 1 for cracked concrete

Konečné výpočty by měly odpovídat Evropskému technickému osvědčení (ETA), také toto osvědčení je k dispozici na vyžádání.

Typ	✉	Kód výrobku	Typ	✉	Kód výrobku	Typ	✉	Kód výrobku
FAZII8/10	50	63323.080.010	FAZII10/100	20	63323.100.100	FAZII16/50	10	63323.160.050
FAZII8/30	50	63323.080.030	FAZII12/10	20	63323.120.010	FAZII16/100	10	63323.160.100
FAZII8/50	50	63323.080.050	FAZII12/20	20	63323.120.020	FAZII16/200	10	63323.160.200
FAZII8/100	25	63323.080.100	FAZII12/30	20	63323.120.030	FAZII16/250	10	63323.160.250
FAZII10/10	50	63323.100.010	FAZII12/50	20	63323.120.050	FAZII16/300	10	63323.160.300
FAZII10/20	25	63323.100.020	FAZII12/80	20	63323.120.080	FAZII20/30	5	63323.200.030
FAZII10/30	25	63323.100.030	FAZII12/100	20	63323.120.100	FAZII20/60	5	63323.200.060
FAZII10/50	20	63323.100.050	FAZII12/200	10	63323.120.200	FAZII24/30	5	63323.240.030
FAZII10/80	20	63323.100.080	FAZII16/25	10	63323.160.025	FAZII24/60	5	63323.240.060

Vysokozátěžová kotva typ FH-B

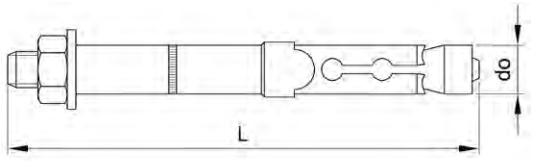

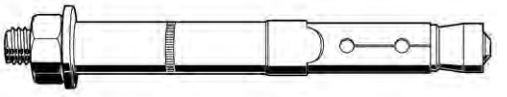

Technické údaje

Typ	d	d_o	h_{ef}	k_N	Kroužek ø	L	Min. t_d	s	t_{fix}
FH II 10/10 B	M6	10	50	2.0	18X1.6	85	80	10	10
FH II 10/25 B	M6	10	50	2.0	18X1.6	100	95	10	25
FH II 10/50 B	M6	10	50	2.0	18X1.6	125	120	10	50
FH II 12/10 B	M8	12	60	5.7	22X2.5	90	90	12	10
FH II 12/25 B	M8	12	60	5.7	22X2.5	105	105	13	25
FH II 12/50 B	M8	12	60	5.7	22X2.5	130	130	13	50
FH II 12/100 B	M8	12	60	5.7	22X2.5	184	190	13	100
FH II 15/10 B	M10	15	70	7.6	25X3	110	100	17	10
FH II 15/25 B	M10	15	70	7.6	25X3	125	115	17	25
FH II 15/50 B	M10	15	70	7.6	25X3	150	140	17	50
FH II 15/100 B	M10	15	70	7.6	25X3	200	190	17	100
FH II 18/25 B	M12	18	80	11.9	30X3	135	130	19	25
FH II 18/50 B	M12	18	80	11.9	30X3	160	155	19	50
FH II 18/100 B	M12	18	80	11.9	30X3	214	205	19	100
FH II 24/25 B	M16	24	100	17.1	40X5	167	150	24	25
FH II 24/50 B	M16	24	100	17.1	40X5	195	175	24	50
FH II 24/100 B	M16	24	100	17.1	40X5	242	225	24	100

- **d_o= Jmenovitý průměr vrtáku**
- **Min. t_d= Doporučená hloubka vrtání**
- **h_{ef}= Účinná hloubka ukotvení**
- **t_{fix}= Tloušťka upev. Dílu**
- **s = Velikost klíče**
- **kN = Zatížení v kN**
- Přípustné zatížení platí pro jednu kotvu při popraskaném betonu (oblast namáhaná tahem), pro třídu betonu C20/25, včetně částečného bezpečnostního faktoru γ_f= 1,4 a jsou-li vzaty do úvahy S_{cr}, N a C_{cr}, N.
- Dojde-li ke snížení odstupů a vzdáleností hran, je třeba provést přepočet sil s využitím technické příručky nebo výpočtového softwaru, které jsou k dispozici na vyžádání.
- Konečné výpočty by měly odpovídat Evropskému technickému osvědčení (ETA), také toto osvědčení je k dispozici na vyžádání.

Montážní postup

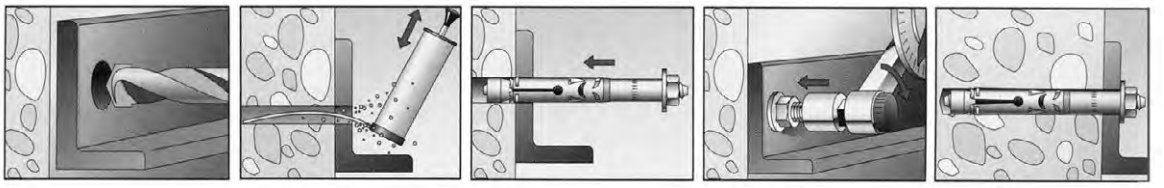

63421	FISCHER vysokozátěžová kotva typ FH II-B	N03A
Závit	Metrický závit	
Materiál	Ocel	
Povrchová úprava	Pozinkované	

European Technical Approval
Option 1 for cracked concrete

Konečné výpočty by měly odpovídat Evropskému technickému osvědčení (ETA), také toto osvědčení je k dispozici na vyžádání.

Typ	✉	Kód výrobku	Typ	✉	Kód výrobku	Typ	✉	Kód výrobku
FH II 10/10 B	50	63421.100.011	FH II 12/100 B	25	63421.120.100	FH II 18/50 B	20	63421.180.050
FH II 10/25 B	50	63421.100.026	FH II 15/10 B	25	63421.150.010	FH II 18/100 B	10	63421.180.100
FH II 10/50 B	50	63421.100.051	FH II 15/25 B	25	63421.150.025	FH II 24/25 B	10	63421.240.025
FH II 12/10 B	50	63421.120.010	FH II 15/50 B	25	63421.150.050	FH II 24/50 B	10	63421.240.050
FH II 12/25 B	50	63421.120.025	FH II 15/100 B	20	63421.150.100	FH II 24/100 B	5	63421.240.100
FH II 12/50 B	25	63421.120.050	FH II 18/25 B	20	63421.180.025			

Vysokozátěžová kotva typ FH-S

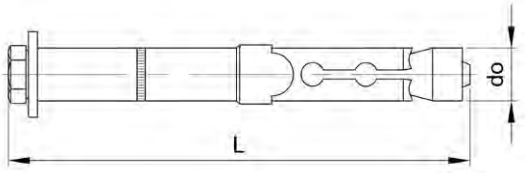

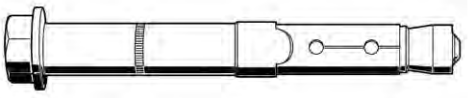

8

Technické údaje

Typ	d	d_o	h_{ef}	k_N	Kroužek ø	L	Min. t_d	s	t_{fix}
FH II 10/10 S	M6	10	50	2.0	18X1.6	84	85	10	10
FH II 10/25 S	M6	10	50	2.0	18X1.6	99	100	10	25
FH II 10/50 S	M6	10	50	2.0	18X1.6	124	125	10	50
FH II 12/10 S	M8	12	60	5.7	22X2.5	90	90	13	10
FH II 12/25 S	M8	12	60	5.7	22X2.5	105	105	13	25
FH II 12/50 S	M8	12	60	5.7	22X2.5	130	130	13	50
FH II 15/10 S	M10	15	70	7.6	25X3	106	100	17	10
FH II 15/25 S	M10	15	70	7.6	25X3	121	115	17	25
FH II 15/50 S	M10	15	70	7.6	25X3	146	140	17	50
FH II 18/10 S	M12	18	80	11.9	30X3	118	115	19	10
FH II 18/25 S	M12	18	80	11.9	30X3	132	130	19	25
FH II 18/50 S	M12	18	80	11.9	30X3	157	155	19	50
FH II 24/25 S	M16	24	100	17.1	40X5	160	150	24	25
FH II 24/50 S	M16	24	100	17.1	40X5	185	175	24	50

- **d_o = Jmenovitý průměr vrtáku**
- **Min. t_d = Doporučená hloubka vrtání**
- **h_{ef} = Účinná hloubka ukotvení**
- **t_{fix} = Tloušťka upev. Dílu**
- **s = Velikost klíče**
- **kN = Zatížení v kN**
- Přípustné zatížení platí pro jednu kotvu při popraskaném betonu (tahová zóna), pro třídu betonu C20/25, včetně částečného bezpečnostního faktoru γ_f = 1,4 a jsou-li vzaty do úvahy S_{cr}, N a C_{cr}, N.
- Dojde-li ke snížení odstupů a vzdáleností hran, je třeba provést přepočet sil s využitím technické příručky nebo výpočtového softwaru, které jsou k dispozici na vyžádání.
- Konečné výpočty by měly odpovídat Evropskému technickému osvědčení (ETA), také toto osvědčení je k dispozici na vyžádání.

Montážní postup

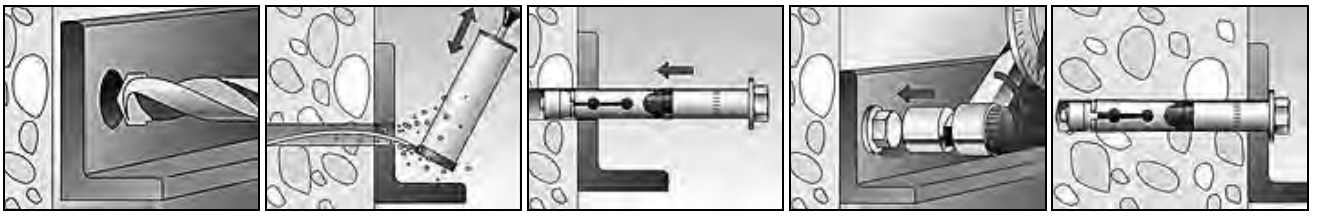

63422 FISCHER vysokozátěžová kotva typ FH II-S **N03A**

Závit	Metrický závit
Materiál	Ocel
Povrchová úprava	Pozinkované

European Technical Approval
Option 1 for cracked concrete

Konečné výpočty by měly odpovídat Evropskému technickému osvědčení (ETA),
také toto osvědčení je k dispozici na vyžádání.

Typ	✉	Kód výrobku	Typ	✉	Kód výrobku	Typ	✉	Kód výrobku
FH II 10/10 S	50	63422.100.011	FH II 12/50 S	25	63422.120.050	FH II 18/25 S	20	63422.180.025
FH II 10/25 S	50	63422.100.026	FH II 15/10 S	25	63422.150.010	FH II 18/50 S	20	63422.180.050
FH II 10/50 S	50	63422.100.051	FH II 15/25 S	25	63422.150.025	FH II 24/25 S	10	63422.240.025
FH II 12/10 S	50	63422.120.010	FH II 15/50 S	25	63422.150.050	FH II 24/50 S	10	63422.240.050
FH II 12/25 S	50	63422.120.025	FH II 18/10 S	20	63422.180.010			

Svorníková kotva

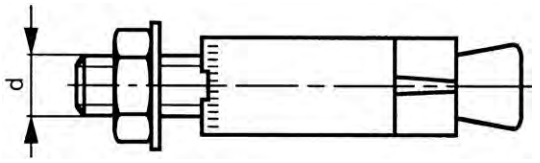



Technické údaje

Typ	FZA 12x40 M8/15	FZA 12x50 M8/15	FZA 14x40 M10/25	FZA 14x60 M10/25	FZA 18x80 M12/25
d	M8	M8	M10	M10	M12
Hloubka otvoru	40	50	40	60	80
Montážní tloušťka (max.)	15	15	25	25	25
T_{inst}	20	20	40	40	60
Vrták ø (typ FZUB)	12x40	12x50	14x40	14x60	18x80
Přípustné zatížení v kN					
Beton ≥ C20/25	2.4	4.3	2.4	5.7	9.5

- Vhodné pro montáž a zatížení v tahové zóně.
- Přípustné zatížení platí pro jednu kotvu při popraskaném betonu (tahová zóna), pro třídu betonu C20/25, včetně částečného bezpečnostního faktoru γ_f= 1,4.
- Dojde-li ke snížení odstupů a vzdáleností hran, je třeba provést přepočet sil s využitím technické příručky nebo výpočtového softwaru, které jsou k dispozici na vyžádání.
- Konečné výpočty by měly odpovídat Evropskému technickému osvědčení (ETA), také toto osvědčení je k dispozici na vyžádání.

Montážní postup

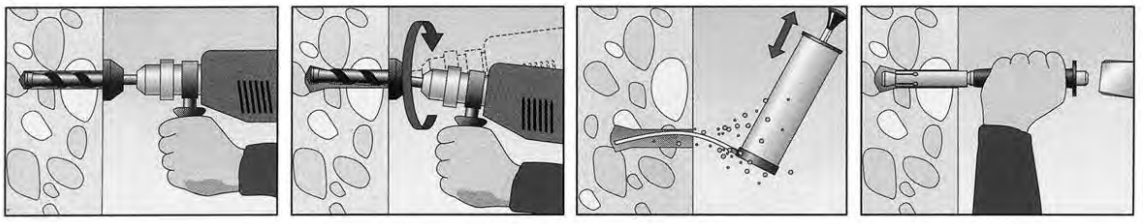

63445 FISCHER-ZYKON Svorníková kotva typ FZA **N03B**

Závit	Metrický závit
Materiál	Ocel
Povrchová úprava	Pozinkované

fischer innovative solutions



RoHS

ETA CE
European Technical Approval
Option 1 for cracked concrete

Konečné výpočty by měly odpovídat Evropskému technickému osvědčení (ETA), také toto osvědčení je k dispozici na vyžádání.

Typ	✉	Kód výrobku	Typ	✉	Kód výrobku	Typ	✉	Kód výrobku
FZA 12X40 M8/15	25	63445.120.040	FZA 14X40 M10/25	25	63445.140.040	FZA 18X80 M12/25	10	63445.180.080
FZA 12X50 M8/15	20	63445.120.050	FZA 14X60 M10/25	10	63445.140.060			

Montážní nástroj pro kotvící šroub

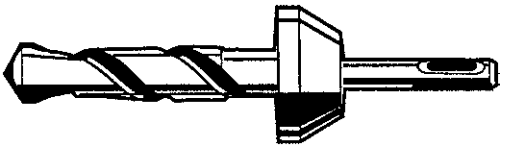

63690 **FISCHER-ZYKON Montážní nástroj pro kotvící šroub typ FZA** **N03A**

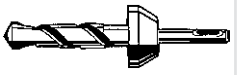

Typ	✉	Kód výrobku		
FZUB 12X40	1	63690.100.005	• Kuželový, správná geometrie vrtaného otvoru. • Vrtání a podebrání v jediné operaci. • S pružnou zarážkou hloubky. • Prorážecí koncovka SDS-plus.	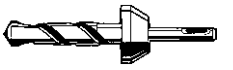
FZUB 14X40	1	63690.100.010	• Kuželový, správná geometrie vrtaného otvoru. • Vrtání a podebrání v jediné operaci. • S pružnou zarážkou hloubky. • Prorážecí koncovka SDS-plus.	
FZUB 12X50	1	63690.100.015	• Kuželový, správná geometrie vrtaného otvoru. • Vrtání a podebrání v jediné operaci. • S pružnou zarážkou hloubky. • Prorážecí koncovka SDS-plus.	
FZUB 14X60	1	63690.100.020	• Kuželový, správná geometrie vrtaného otvoru. • Vrtání a podebrání v jediné operaci. • S pružnou zarážkou hloubky. • Prorážecí koncovka SDS-plus.	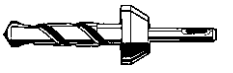
FZUB 18X80	1	63690.100.025	• Kuželový, správná geometrie vrtaného otvoru. • Vrtání a podebrání v jediné operaci. • S pružnou zarážkou hloubky. • Prorážecí koncovka SDS-plus.	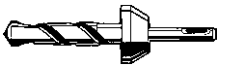
FZE 12 PLUS	1	63690.100.030		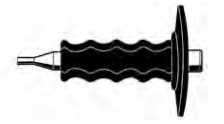
FZE 14 PLUS	1	63690.100.035		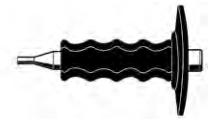
FZE 18 PLUS	1	63690.100.040		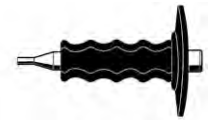

8

MaxxFast chemické kotvy

MaxxFast představuje novou řadu produktů chemických kotev vysoké kvality. Produktová řada obsahuje dva typy chemické malty (standardní a pro vysoká ztížení), pozinkované kotvy, plastová pouzdra a veškeré požadované příslušenství. Tyto vysoce kvalitní chemické kotvy uspokojí vaše požadavky pro většinu náročných aplikací. VinyMaxx je naše nová chemická malta pro standardní zatížení. Může být použita pro plné i duté materiály. Výborně splní účel ve všech nekritických aplikacích. AcryMaxx je nová chemická malta pro vysoká zatížení. Může být použita pro beton nebo kámen s vysokou hustotou. Je vhodná pro řešení nejnáročnějších aplikací. Naše chemické kotvy nabízejí jak pevnost, tak spolehlivost pro dosažení nejlepších výsledků.

VinyMaxx standardní zatížení
Pro běžné zatížení

- Pro plné a duté materiály
- Snadné otevření kartuše
- Částečně spotřebovanou kartuš lze znovu použít
- Bez zápachu (bez obsahu Styrénu)
- Může být použita ve vlhkém betonu
- Může být použita v zaplavených otvorech

Pro upevnění:
- Zábradlí
- Madel zábradlí
- Markýz
- Okenních prvků
- Antén

AcryMaxx ETA 1 vysoká zatížení
Schváleno pro použití se závitovou tyčí, pro použití v betonu s trhlinami a bez trhlin (ETAG001 1)

Pro vysoké zatížení

- Pro plné materiály
- Snadné otevření kartuše
- Bez zápachu (bez obsahu styrénu)
- Může být použita ve vlhkém betonu
- Může být použita v zaplavených otvorech

Pro upevnění:
- Bezpečnostních zábran
- Regálových systémů
- Výkyvných jeřábů
- Strojů
- Ocelových konstrukcí

Svorník pro chemické upevnění

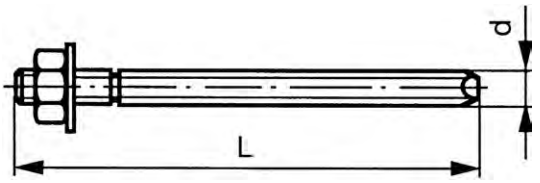

Technické údaje

Typ	M8x110	M10x130	M12x160	M12x220	M16x190	M16x220	M20x260
C_{cr}, N	90 - 105	105 - 132	120 - 158	120 - 158	150 - 188	150 - 188	180 - 225
$C_{min.}$	0.5*hef ≥ 40mm	0.5*hef ≥ 40mm	0.5*hef ≥ 40mm	0.5*hef ≥ 40mm	0.5*hef ≥ 40mm	0.5*hef ≥ 40mm	0.5*hef ≥ 40mm
d	8	10	12	12	16	16	20
d_f	9	12	14	14	18	18	22
d_o	10	12	14	14	18	18	24
h_{ef}	60-100	70-120	80-145	80-146	100-190	100-191	120-240
h_{min}	hef + 30mm; ≥100mm	hef + 30mm; ≥100mm	hef + 30mm; ≥100mm	hef + 30mm; ≥100mm	hef + 30mm; ≥100mm	hef + 30mm; ≥100mm	hef + 48mm
h_o	hef + 5mm	hef + 5mm	hef + 5mm	hef + 5mm	hef + 5mm	hef + 5mm	hef + 5mm
L	110	130	160	220	190	220	260
$S_{min.}$	0.5*hef ≥ 40mm	0.5*hef ≥ 40mm	0.5*hef ≥ 40mm	0.5*hef ≥ 40mm	0.5*hef ≥ 40mm	0.5*hef ≥ 40mm	0.5*hef ≥ 40mm
S_{cr}, N	180 - 211	210 - 263	240 - 316	240 - 316	300 - 375	300 - 375	360 - 450
t_{fix} (max.)	17	28	36	85	42	67	65
t_{fix}	40	48	65	125	71	101	157
Přípustné zatížení v kN							
Beton	7.78	11.35	15.56	15.56	21.94	21.94	28.41

- **C_{cr}, N = Okrajová vzdálenost (v tahu) .**
- **C_{min} = Minimální okrajová vzdálenost (v tahu).**
- **d_f = Průměr otvoru v připevňované součásti.**
- **d_o = Průměr vrtané díry.**
- **h_{ef} = Efektivní kotevní hloubka.**
- **h_{min} = Minimální tloušťka stavebního dílu.**
- **h_o =Minimální hloubka vrtané díry.**
- **S_{cr}, N = Osová vzdálenost.**
- **Concrete C20/25; recommended load for non-cracked concrete.**
- Povolené zatíženíje platné pouze pro chemickou maltu AcryMaxx v kombinaci s ocelovým svorníkem třídy 5.8.
- Přípustné zatížení platí pro jednu kotvu při popraskaném betonu (tahová zóna), pro třídu betonu C20/25, včetně částečného bezpečnostního faktoru γ_f= 1,4 a jsou-li vzaty do úvahy S_{cr}, N a C_{cr}, N.
- Konečné výpočty by měly odpovídat Evropskému technickému osvědčení (ETA), také toto osvědčení je k dispozici na vyžádání.

ETA
European Technical Approval
Option 1 for cracked concrete

Konečné výpočty by měly odpovídat Evropskému technickému osvědčení (ETA),
také toto osvědčení je k dispozici na vyžádání.

8

30585 MAXXFAST Svorník pro chemické upevnění **MF40**

Závit	Metrický závit
Materiál	Ocel
Povrchová úprava	Pozinkované

MAXXFAST PROFESSIONAL HARDWARE

RoHS

Typ	✉	Kód výrobku	Typ	✉	Kód výrobku	Typ	✉	Kód výrobku
M8X110	10	30585.080.110	M12X220	10	30585.120.220	M16X220	10	30585.160.220
M10X130	10	30585.100.130	M16X190	10	30585.160.190	M20X260	6	30585.200.260
M12X160	10	30585.120.160						

Svorník pro chemické upevnění

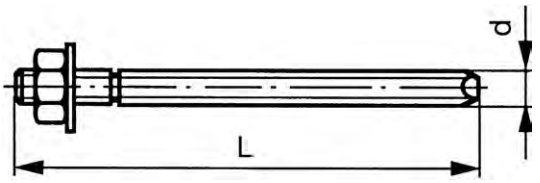

Technické údaje

Typ	M8x 110	M10x 130	M10x 165	M10x 190	M12x 160	M12x 220	M12x 250	M12x 300	M16x 190	M16x 250	M16x 300	M20x 260	M20x 350	M24x 300	M30x 380
d	M8	M10	M10	M10	M12	M12	M12	M12	M16	M16	M16	M20	M20	M24	M30
L	110	130	165	190	160	220	250	300	190	250	300	260	350	300	380
t_{fix} (max.)	13	20	57	82	25	90	120	170	35	98	148	65	155	65	65
Přípustné zatížení v kN															
Beton	6.3	7.9	7.9	7.9	11.9	11.9	11.9	11.9	19.8	19.8	19.8	29.8	29.8	37.7	67.5

- t_{fix}(max.) = Montážní tloušťka (max.)
- Beton C20/25 na C50/65; doporučené zatížení pro nepopraskaný beton.

Skupiny produktů

Závit	Materiál	Povrchová úprava	Kód	Strana
M	Oc	Zn	63187	8-80
M	NO A4		63188	8-80

63187 FISCHER Svorník tyč pro chemické upevnění RG M — N03B

Závit Metrický závit
Materiál Ocel
Povrchová úprava Pozinkované

Typ	✉	Kód výrobku	Typ	✉	Kód výrobku	Typ	✉	Kód výrobku
M8X110	10	63187.080.110	M12X250	10	63187.120.250	M20X260	10	63187.200.260
M10X130	10	63187.100.130	M12X300	10	63187.120.300	M20X350	10	63187.200.350
M10X165	10	63187.100.165	M16X165	10	63187.160.165	M24X300	10	63187.240.300
M10X190	10	63187.100.190	M16X190	10	63187.160.190	M30X380	5	63187.300.380
M12X160	10	63187.120.160	M16X250	10	63187.160.250			
M12X220	10	63187.120.220	M16X300	10	63187.160.300			

8

63188 FISCHER Svorník tyč pro chemické upevnění RG M — N03B

Závit Metrický závit
Materiál Nerezocel A4

Typ	✉	Kód výrobku	Typ	✉	Kód výrobku	Typ	✉	Kód výrobku
M8X110	10	63188.080.110	M12X160	10	63188.120.160	M20X260	10	63188.200.260
M10X130	10	63188.100.130	M16X190	10	63188.160.190	M24X300	10	63188.240.300
M10X165	10	63188.100.165						

Svorník pro chemické upevnění

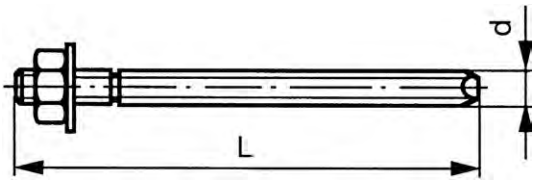

20663 **Svorník pro chemické upevnění** **G06A**

Závit	Metrický závit
Materiál	Ocel
Třída	5.8
Povrchová úprava	Žárový zinek

d x L	✉	Kód výrobku	d x L	✉	Kód výrobku	d x L	✉	Kód výrobku
M10X130	10	20663.100.130	M16X190	10	20663.160.190	M20X260	1	20663.200.260
M12X160	10	20663.120.160						

- Pouze celá balení.

Kotevní svorník Maxima

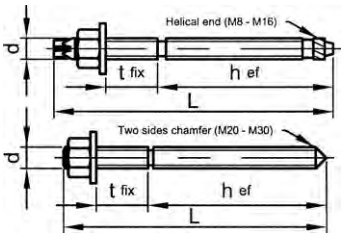



Technické údaje

Typ	M8	M10	M12	M16	M20	M24	M30
D	M8	M10	M12	M16	M20	M24	M30
Hloubka otvoru k nejhlubšímu bodu ($h_{omin.}$-$h_{omax.}$)	80	90	110	125	170	210	280
Jmenovitý průměr vrtáku (d_o)	10	12	14	18	25	28	35
L	105	128	155	183	260	300	380
Minimální odstup ($S_{min.}$)	40	45	55	65	85	105	140
Minimální tloušťka betonu ($h_{min.}$)	110	120	150	160	220	300	350
Minimální vzdálenost okrajů ($C_{min.}$)	40	45	55	65	85	105	140
Odstup (Scr.N). characteristický	160	180	220	250	340	420	560
Přípustné zatížení v kN	5.3	8.3	13.2	19.8	36.9	38	46.3
Tloušťka upev. dílu	15	25	30	40	68	64	70
Utahovací moment v Nm	10	20	30	60	120	200	400
Velikost otvoru v konstrukci (d_f)	9	12	14	18	22	26	33
Vzdálenost okrajů ($C_{cr.}$ N). characteristická	80	90	110	125	170	210	280
Účinná hloubka ukotvení ($h_{ef.min.}$-$h_{ef.max.}$)	80	90	110	125	170	210	280

M8 - M16 jsou dodávány včetně vsazovacího nástroje. Pro kompletní chemickou kotvu je třeba objednat samostatně ampuli a svorník (včetně matice a podložky), V případě potřeby dalších technických údajů k dispozici na vyžádání.

Skupiny produktů

Závit	Materiál	Povrchová úprava	Kód	Strana
M	Oc	Zn	70636	8-82
M	NO A4		70646	8-82

70636	SPIT Kotevní svorník Maxima	P03A

Závit	Metrický závit
Materiál	Ocel
Povrchová úprava	Pozinkované

European Technical Approval
Option 7 for cracked concrete

Konečné výpočty by měly odpovídat Evropskému technickému osvědčení (ETA), také toto osvědčení je k dispozici na vyžádání.

Typ	✉	Kód výrobku	Typ	✉	Kód výrobku	Typ	✉	Kód výrobku
M8	10	70636.080.001	M16	10	70636.160.001	M24	10	70636.240.001
M10	10	70636.100.001	M20	10	70636.200.001	M30	5	70636.300.001
M12	10	70636.120.001						

- Pouze celá balení.

70646	SPIT Kotevní svorník Maxima	P03B

Závit	Metrický závit
Materiál	Nerezocel A4

Typ	✉	Kód výrobku	Typ	✉	Kód výrobku	Typ	✉	Kód výrobku
M8	10	70646.080.001	M12	10	70646.120.001	M20	10	70646.200.001
M10	10	70646.100.001	M16	10	70646.160.001	M24	10	70646.240.001

Montážní nástroj

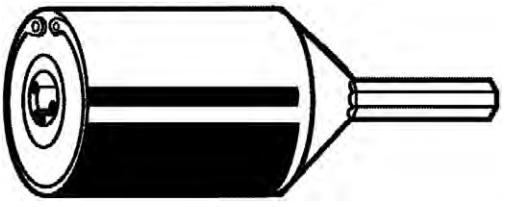

8

Montážní postup

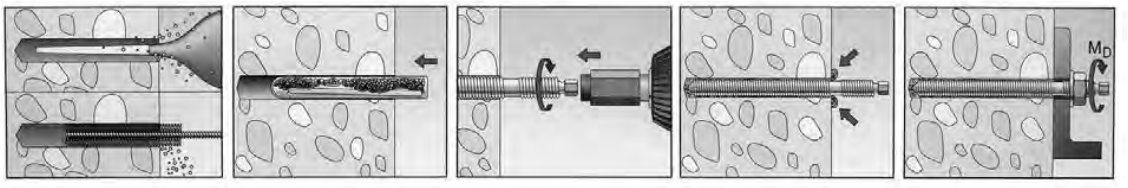

63189	FISCHER Montážní nástroj	N03B

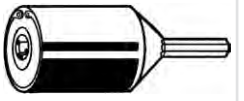

Typ	✉	Kód výrobku	Typ	✉	Kód výrobku	Typ	✉	Kód výrobku
M8	1	63189.080.001	M12	1	63189.120.001	M20	1	63189.200.001
M10	1	63189.100.001	M16	1	63189.160.001			

Ampule chemická kotva



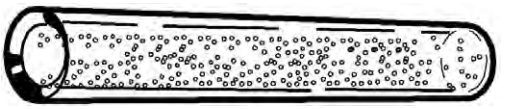

Technické údaje

Typ	d	Hloubka otvoru (min.)	L	Vrták ø
M8	9	80	80	10
M10	10.5	90	85	12
M12	12.5	110	95	14
M16	16.5	125	95	18
M20	23	170	160	25
M24	23	210	190	28
M30	27.5	280	260	35

- Pro kompletní chemickou kotvu je třeba objednat samostatně ampuli a svorník (včetně matice a podložky).

Skupiny produktů

Materiál	Kód	Strana
Sklo	63186	8-83
Sklo	70615	8-84

63186 **FISCHER Ampule chemické kotvy s pryskyřicí, typ RM** **N03A**

Materiál Sklo

fischer innovative solutions

ETA CE
European Technical Approval
Option 7 for cracked concrete

Konečné výpočty by měly odpovídat Evropskému technickému osvědčení (ETA), také toto osvědčení je k dispozici na vyžádání.

Typ	✉	Kód výrobku	Typ	✉	Kód výrobku	Typ	✉	Kód výrobku
R M8	10	63186.080.001	R M16	10	63186.160.001	R M24	5	63186.240.001
R M10	10	63186.100.001	R M20	10	63186.200.001	R M30	5	63186.300.001
R M12	10	63186.120.001						

- Pouze celá balení.

70615	SPIT Ampule chemické kotvy s pryskyřicí, typ EA	P03A

Materiál Sklo

European Technical Approval
Option 7 for cracked concrete

Konečné výpočty by měly odpovídat Evropskému technickému osvědčení (ETA), také toto osvědčení je k dispozici na vyžádání.

Typ	✉	Kód výrobku	Typ	✉	Kód výrobku	Typ	✉	Kód výrobku
M8	10	70615.080.001	M16	10	70615.160.001	M24	10	70615.240.001
M10	10	70615.100.001	M20	10	70615.200.001	M30	5	70615.300.001
M12	10	70615.120.001						

- Pouze celá balení.

Chemická kotva

Montážní postup

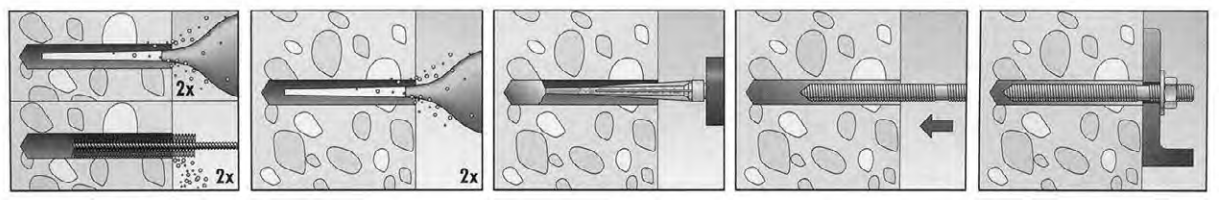

8

Skupiny produktů

	Kód	Strana
VinyMaxx	30581	8-84
AcryMaxx	30580	8-85
FIS VS	63252	8-85
FIS V	63051	8-85
FIS VS	63060	8-85

30581	MAXXFAST Chemická kotva VinyMaxx	MF40

Typ	✉	Kód výrobku	
VinyMaxx	1	30581.000.310	• Vysoce účinná chemická malta bez obsahu styrénu pro plné i duté materiály. • 310 ml.

30580 MAXXFAST Chemická kotva AcryMaxx — MF40

European Technical Approval
Option 1 for cracked concrete

Konečné výpočty by měly odpovídat Evropskému technickému osvědčení (ETA), také toto osvědčení je k dispozici na vyžádání.

Typ	✉	Kód výrobku	
AcryMaxx	1	30580.000.310	• Vysoce účinná dvousložková chemická malta bez obsahu styrénu pro kotvení do betonu pomocí závitových tyčí a pouzder s vnitřím závitem. • ETA certifikace a CE značení. • Odolné extrémním teplotám (od -40°C do +80°C) po vytvrzení. • 310 ml.

63252 FISCHER Chemická kotva — N03A

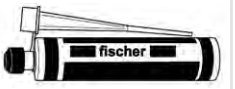

Typ	✉	Kód výrobku	Typ	✉	Kód výrobku	Typ	✉	Kód výrobku
FIS VS 300 T	1	63252.000.300	FIS P 300 T	12	63252.441.030	FIS VT300T	1	63252.520.020

- FIS VS300 T= ETA1
- FIS P300T ≠ ETA
- FIS VT300T= ETA7

63051 FISCHER Chemická kotva — N03A

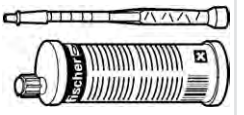

Typ	✉	Kód výrobku	Typ	✉	Kód výrobku
V360S=FIS	1	63051.000.360	VT380C=FIS	1	63051.000.380

- V360S=FIS= ETA1
- VT380C=FIS= ETA7

63060 FISCHER Chemická kotva — N03A

Typ	✉	Kód výrobku
VS150C	6	63060.000.150

VS150C= ETA1

Vytlačovací pistole



Skupiny produktů

Kód	Strana
30595	8-86
63691	8-86
63243	8-86

30595 MAXXFAST Vytlačovací pistole MFN0

Typ	✉	Kód výrobku
Gun	1	30595.000.100

63691 FISCHER Vytlačovací pistole N03C

Typ	✉	Kód výrobku			
FIS AM	1	63691.100.015	•	Vhodný pro vstřikovací zásobník typ FIS V 360 S, FIS HB 345 S, FIS EM 390 S, FIS VS 150C & PU foam.	
FIS AC	1	63691.100.020	•	Vhodný pro vstřikovací zásobník typ FIS P 380 C, FIS VT 380 C, FIS V410 C.	
KP M 2	1	63691.100.035	•	Vhodný pro vstřikovací zásobník typ FIS V410 C, FIS V T 380 C, FIP C 700 HO, PE 410 SF.	

63243 FISCHER vymetací nástroj N03A

Typ	✉	Kód výrobku
14/20 MM	1	63243.014.020

8

Kotevní příslušenství

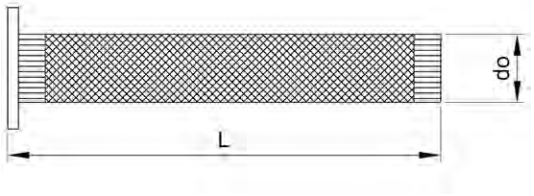

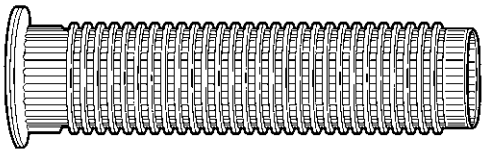

Technické údaje

Typ	12x50	15x85	15x130	20x85
d_o	12	15	15	20
Hloubka otvoru (min.)	60	95	140	95
L	50	85	130	85
Montážní hloubka (min.)	50	85	130	85
Průměr závitové tyče	M6	M8-M10-M12	M8-M10-M12	M12-M16
Vrták ø	12	15	15	20

30596 MAXXFAST Kotevní příslušenství **MFN0**

Typ	✉	Kód výrobku			
Blow pump	1	30596.000.001	•	Plastové	
Mixing nozzle	5	30596.000.005	•	Plastové	
KARTÁČ BÍLÝ	1	30596.008.012	•	8-12mm	
KARTÁČ MODRÝ	1	30596.010.018	•	10-18mm	
KARTAČ ČERVENÝ	1	30596.012.028	•	12-28mm	
KOTVY	10	30596.012.050	• •	Plast Nylon (polyamid) 12x50	
Kotvy	10	30596.015.085	• •	Plast Nylon (polyamid) 15x85	
Kotvy	10	30596.015.130	• •	Plast Nylon (polyamid) 15x130	
Kotvy	10	30596.020.085	• •	Plast Nylon (polyamid) 20x85	

Sítěné kotvící pouzdro pro injektážní systém

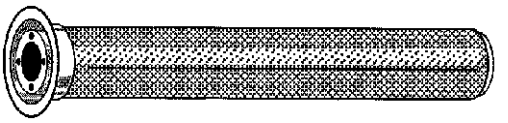

Technické údaje

Typ	FIS H16 x 85N	FIS H18 x 85N	FIS H20 x 85N	FIS H12 X 1000	FIS H16 X 1000	FIS H22 X 1000
d	16	18	20	12	16	22
Hloubka otvoru (min.)	95	95	95	-	-	-
L	85	85	85	1000	1000	1000
Montážní hloubka (min.)	85	85	85	-	-	-
Průměr závitové tyče	M8	M10	M12	M6-M8	M10-M12	M12-M16
Vrták ø	16	18	20	12	16	22

Montážní postup



Skupiny produktů

Materiál	Povrchová úprava	Kód	Strana
Plast PA		63052	8-88
Oc	Zn	63050	8-88

63052 FISCHER Sítěné kotvící pouzdro pro injektážní systém, typ FIS H N **N03A**

Materiál Plast Polyamid (nylon)

Typ	✉	Kód výrobku	Typ	✉	Kód výrobku	Typ	✉	Kód výrobku
FIS16X85MM	20	63052.160.085	FIS18X85MM	20	63052.180.085	FIS20X85MM	20	63052.200.085

63050 FISCHER Sítěné kotvící pouzdro pro injektážní systém, typ FIS H L **N03A**

Materiál Ocel
Povrchová úprava Pozinkované

d x L	✉	Kód výrobku	d x L	✉	Kód výrobku	d x L	✉	Kód výrobku
12X1000MM	10	63050.120.001	16X1000MM	10	63050.160.001	22X1000MM	6	63050.220.001

Kotva s vnitřním závitem pro chemické upevnění

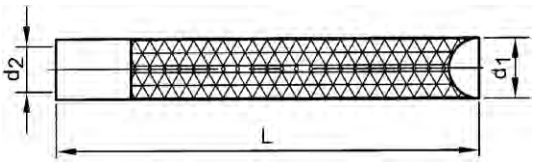



Technické údaje

Typ	RG 8x75 M5 I	RG 10x75 M6 I	RG 12x90 M8 I	RG 16x90 M10 I	RG 18x125 M12 I
d_1	8	10	12	16	18
d_2	M5	M6	M8	M10	M12
Hloubka otvoru k nejhlubšímu bodu (h_o)	75	75	90	90	125
Hloubka zašroubování (min.-max.)	8-14	10-16	12-18	15-23	18-26
Jmenovitý průměr vrtáku (d_o)	10	12	14	18	18
L	75	75	75	75	75
Minimální odstup ($S_{min.}$)	40	45	45	45	60
Minimální tloušťka betonu ($h_{min.}$)	120	120	120	120	170
Minimální vzdálenost okrajů ($C_{min.}$)	40	45	45	45	60
N=Přípustné zatížení v kN	3.4	4.8	9.1	14.4	21.1
Odstup (Scr.N). characteristický	110	140	290	390	420

- Přípustné zatížení platí pro jednu kotvu při nepopraskaném betonu (tlaková oblast), pro třídu betonu C20/25, v kombinaci s jakostí šroubů 5.8 a jsou-li vzaty do úvahy S_{cr}, N a C_{cr}, N. Dojde-li ke snížení odstupů a vzdáleností hran, je třeba provést přepočet sil.
- Pro kompletní chemické upevnění je třeba objednat samostatně ampuli s pryskyřicí a kotvu s vnitřním závitem. Každé balení obsahuje montážní nástroj.

Montážní postup

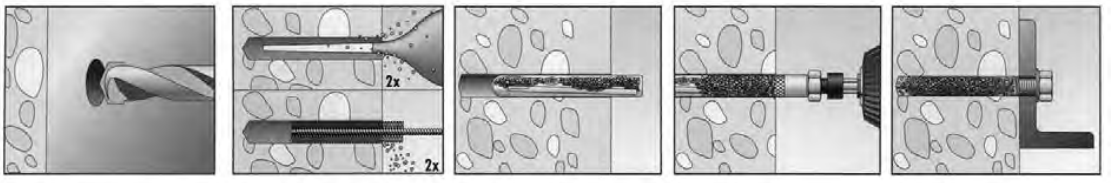

63227 FISCHER Kotva s vnitřním závitem pro chemické upevnění typ RG MI **N03A**

Závit	Metrický závit
Materiál	Ocel
Povrchová úprava	Pozinkované

fischer innovative solutions

RoHS

Typ	✉	Kód výrobku	Typ	✉	Kód výrobku	Typ	✉	Kód výrobku
RG 8X75 M5 I	10	63227.050.001	RG 12X90 M8 I	10	63227.080.090	RG 18X125 M12 I	10	63227.120.100
RG 10X75 M6 I	10	63227.060.001	RG 16X90 M10 I	10	63227.100.090			

Šroub do zdiva typ A

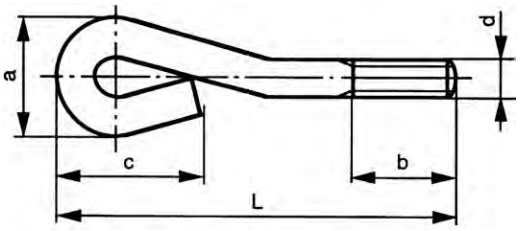

DIN **529 A**
NEN 2328 A

Technické údaje

d	a	b	c	P
M12	36	30	65	1.75
M16	48	40	85	2
M20	60	50	105	2.5
M24	75	60	125	3
M30	95	75	155	3.5

20710 **Šroub do zdiva typ A** **G06D**

Závit Metrický závit
Materiál Ocel
Třída 4.6

d x L	✉	Kód výrobku	d x L	✉	Kód výrobku	d x L	✉	Kód výrobku
M12X160	25	20710.120.160	M16X400	10	20710.160.400	M24X250	3	20710.240.250
M12X200	25	20710.120.200				M24X320	3	20710.240.320
M12X250	25	20710.120.250	M20X200	5	20710.200.200	M24X400	3	20710.240.400
			M20X250	5	20710.200.250	M24X500	3	20710.240.500
M16X160	10	20710.160.160	M20X320	5	20710.200.320			
M16X200	10	20710.160.200	M20X400	5	20710.200.400	M30X400	2	20710.300.400
M16X250	10	20710.160.250	M20X500	5	20710.200.500	M30X500	2	20710.300.500
M16X320	10	20710.160.320				M30X630	2	20710.300.630

Šroub do zdiva typ E

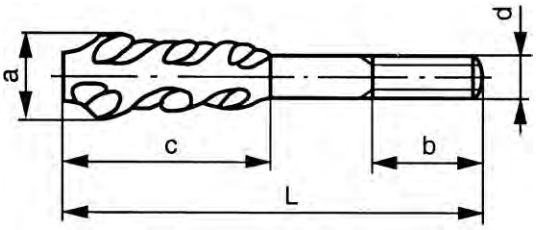

DIN **529 E**
NEN 2328 E

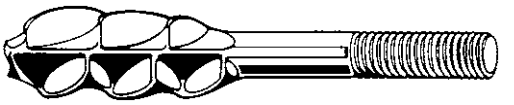

Technické údaje

d	a	b	c	P
M10	20	25	55	1.5
M12	24	30	70	1.75
M16	32	40	90	2
M20	40	50	100	2.5
M24	48	60	135	3
M30	60	75	150	3.5

20750 **Šroub do zdiva typ E** **G06D**

Závit Metrický závit
Materiál Ocel
Třída 3.6
Povrchová úprava Pozinkované

RoHS

d x L	✉	Kód výrobku	d x L	✉	Kód výrobku	d x L	✉	Kód výrobku
M10X125	25	20750.100.125	M20X200	5	20750.200.200	M24X320	3	20750.240.320
M12X125	25	20750.120.125	M20X320	5	20750.200.320	M30X320	2	20750.300.320
M16X160	10	20750.160.160	M24X250	3	20750.240.250	M30X630	2	20750.300.630

Háková kotva

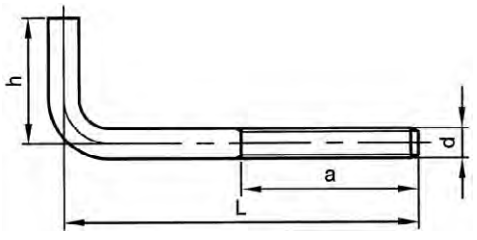

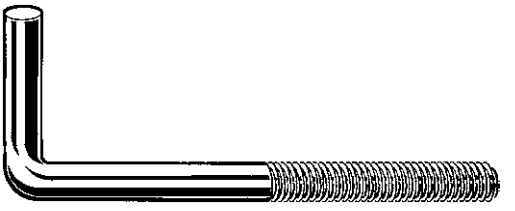

Technické údaje

d	a	P
M10	150	1.5
M12	150	1.75
M16	150	2
M20	150	2.5
M24	150	3
M30	150	3.5

- Ocel s min. pevností v tahu 400 N/mm^{2}a min. mezí kluzu 240 N/mm^2.

Skupiny produktů

Závit	Materiál	Třída	Povrchová úprava		Kód	Strana
M	Oc			hák 50 mm	20610	8-92
M	Oc		Zn	hák 50 mm	20630	8-92
M	Oc		Žzn	hák 50 mm	20650	8-92
M	Oc			hák 100 mm	20620	8-92
M	Oc		Zn	hák 100 mm	20640	8-92
M	Oc		Žzn	hák 100 mm	20660	8-93
M	Oc	8.8	Žzn	hák 100mm	20661	8-93

20610 Háková kotva s hákem 50 mm — G06D

Závit Metrický závit
Materiál Ocel

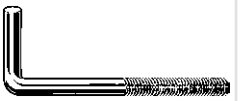

d x L	✉	Kód výrobku	d x L	✉	Kód výrobku	d x L	✉	Kód výrobku
M10X200	1	20610.100.200				M16X450	1	20610.160.450
M10X300	1	20610.100.300	M16X250	1	20610.160.250			
			M16X300	1	20610.160.300	M20X400	1	20610.200.400
M12X300	1	20610.120.300	M16X350	1	20610.160.350	M20X450	1	20610.200.450
M12X400	1	20610.120.400	M16X400	1	20610.160.400			

20630 Kotva s hákem 50 mm — G06D

Závit Metrický závit
Materiál Ocel
Povrchová úprava Pozinkované

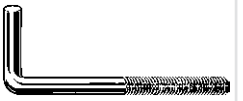

d x L	✉	Kód výrobku	d x L	✉	Kód výrobku	d x L	✉	Kód výrobku
M10X200	1	20630.100.200	M16X300	1	20630.160.300			
			M16X350	1	20630.160.350	M20X350	1	20630.200.350
M12X250	1	20630.120.250	M16X400	1	20630.160.400	M20X400	1	20630.200.400
			M16X450	1	20630.160.450	M20X450	1	20630.200.450
M16X250	1	20630.160.250	M16X500	1	20630.160.500			

20650 Háková kotva s hákem 50 mm, zvětšený závit — G06D

Závit Metrický závit
Materiál Ocel
Povrchová úprava Žárový zinek

d x L	✉	Kód výrobku	d x L	✉	Kód výrobku	d x L	✉	Kód výrobku
M12X300	1	20650.120.300	M16X350	1	20650.160.350			
M12X400	1	20650.120.400	M16X400	1	20650.160.400	M20X350	1	20650.200.350
			M16X450	1	20650.160.450	M20X400	1	20650.200.400
M16X300	1	20650.160.300	M16X500	1	20650.160.500	M20X450	1	20650.200.450

8

20620 Háková kotva s hákem 100 mm — G06D

Závit Metrický závit
Materiál Ocel

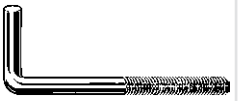

d x L	✉	Kód výrobku	d x L	✉	Kód výrobku	d x L	✉	Kód výrobku
M16X300	1	20620.160.300	M20X400	1	20620.200.400	M24X600	1	20620.240.600
M16X400	1	20620.160.400	M20X500	1	20620.200.500	M24X700	1	20620.240.700
M16X500	1	20620.160.500	M20X600	1	20620.200.600	M24X800	1	20620.240.800
M16X600	1	20620.160.600	M20X700	1	20620.200.700			
M16X700	1	20620.160.700	M20X800	1	20620.200.800	M30X500	1	20620.300.500
M16X800	1	20620.160.800				M30X600	1	20620.300.600
			M24X400	1	20620.240.400	M30X700	1	20620.300.700
M20X300	1	20620.200.300	M24X500	1	20620.240.500			

20640 Háková kotva s hákem 100 mm — G06D

Závit Metrický závit
Materiál Ocel
Povrchová úprava Pozinkované

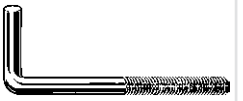

d x L	✉	Kód výrobku	d x L	✉	Kód výrobku	d x L	✉	Kód výrobku
M12X300	1	20640.120.300	M16X300	1	20640.160.300	M16X800	1	20640.160.800
M12X400	1	20640.120.400	M16X400	1	20640.160.400			
M12X500	1	20640.120.500	M16X500	1	20640.160.500	M20X300	1	20640.200.300
M12X600	1	20640.120.600	M16X600	1	20640.160.600	M20X400	1	20640.200.400
			M16X700	1	20640.160.700	M20X500	1	20640.200.500

20640 Háková kotva s hákem 100 mm

d x L	✉	Kód výrobku	d x L	✉	Kód výrobku	d x L	✉	Kód výrobku
M20X600	1	20640.200.600	M24X500	1	20640.240.500	M30X500	1	20640.300.500
M20X700	1	20640.200.700	M24X600	1	20640.240.600	M30X600	1	20640.300.600
M20X800	1	20640.200.800	M24X700	1	20640.240.700	M30X700	1	20640.300.700
			M24X800	1	20640.240.800	M30X800	1	20640.300.800
M24X400	1	20640.240.400						

20660 Háková kotva s hákem 100 mm, zvětšený závit G06D

Závit Metrický závit
Materiál Ocel
Povrchová úprava Žárový zinek

RoHS

d x L	✉	Kód výrobku	d x L	✉	Kód výrobku	d x L	✉	Kód výrobku
M12X300	1	20660.120.300	M16X800	1	20660.160.800	M24X500	1	20660.240.500
M12X400	1	20660.120.400				M24X600	1	20660.240.600
M12X500	1	20660.120.500	M20X300	1	20660.200.300	M24X700	1	20660.240.700
M12X600	1	20660.120.600	M20X400	1	20660.200.400	M24X800	1	20660.240.800
			M20X500	1	20660.200.500			
M16X300	1	20660.160.300	M20X600	1	20660.200.600	M30X500	1	20660.300.500
M16X400	1	20660.160.400	M20X700	1	20660.200.700	M30X600	1	20660.300.600
M16X500	1	20660.160.500	M20X800	1	20660.200.800	M30X700	1	20660.300.700
M16X600	1	20660.160.600				M30X800	1	20660.300.800
M16X700	1	20660.160.700	M24X400	1	20660.240.400			

20661 Háková kotva s hákem 100 mm zvětšený závit G06A

Závit Metrický závit
Materiál Ocel
Třída 8.8
Povrchová úprava Žárový zinek

RoHS

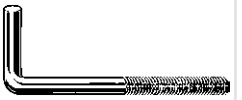

d x L	✉	Kód výrobku	d x L	✉	Kód výrobku	d x L	✉	Kód výrobku
M16X400	1	20661.160.400	M20X400	1	20661.200.400	M24X400	1	20661.240.400
M16X500	1	20661.160.500	M20X500	1	20661.200.500	M24X500	1	20661.240.500
M16X600	1	20661.160.600	M20X600	1	20661.200.600	M24X600	1	20661.240.600

Závitová tyč pro bednění

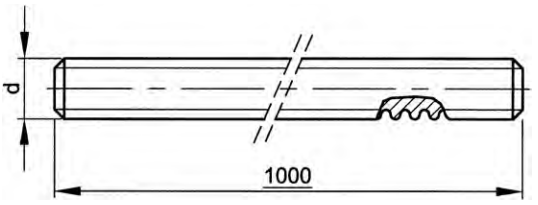

- Speciální vlastnosti závitových tyčí do bednění:
- Jsou zality do betonu bez použití plastových či jiných nátrubků.
- Po proschnutí betonu je možné závitovou tyč poklepáním uvolnit a vyšroubovat.
- Beton se na závitový povrch špatně lepí, takže čištění tyčí není nutné a je možné je znovu použít.
- Malta v následném zakrytí otvoru velmi dobře přilne.

20420 **Závitová tyč, délka 1 m, pro bednění** **G05B**

Materiál Ocel
Třída ≥4.8

d	✉	Kód výrobku	d	✉	Kód výrobku	d	✉	Kód výrobku
20MM	4	20420.200.001	24MM	4	20420.240.001	30MM	2	20420.300.001

Šestihranné matice pro tyče se závitem pro bednění

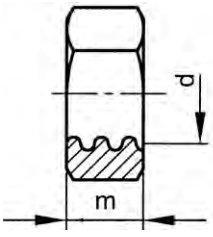

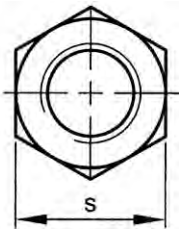

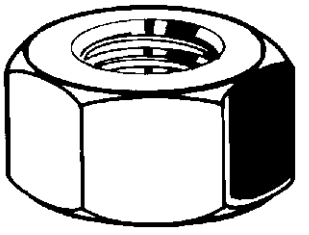

Technické údaje

d	m	P	s
20	16	5	30
24	19	5	36
30	24	5	46

- Speciální vlastnosti závitových tyčí do bednění:
- Jsou zality do betonu bez použití plastových či jiných nátrubků.
- Po proschnutí betonu je možné závitovou tyč poklepáním uvolnit a vyšroubovat.
- Beton se na závitový povrch špatně lepí, takže čištění tyčí není nutné a je možné je znovu použít.
- Malta v následném zakrytí otvoru velmi dobře přilne.

20430 **Šestihranné matice pro tyče se závitem pro bednění** **G05B**

Materiál Ocel
Třída 5

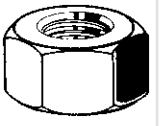

d	✉	Kód výrobku	d	✉	Kód výrobku	d	✉	Kód výrobku
20MM	8	20430.200.001	24MM	8	20430.240.001	30MM	4	20430.300.001

DEMU upevňovací kotvy od HALFEN - systémové upevňovací řešení

DEMU upevnění kotvy s vnitřním závitem jsou určeny k použití pro trvalé ukotvení u převládajících statických akcí nebo pro kvazi-statické akce v zesílených a nevyztužený betonech od třídy pevnosti C20 / 25 do C90 / 105. Mohou být použity v betonu s trhlinami nebo bez trhlin pro přenos tahových zatížení, zatížení střihem a nebo kombinaci obou.

VEMO zástrčné kotvy

Obecná informace:
Kotvy VEMO jsou lehké užitkové upevňovací kotvy s nízkými kapacitami zatížení, používány především pro dočasné upevnění a aplikace bez strukturálních významů. V současné době neexistuje způsob výpočtu pro zatížitelnost většiny zástrčných kotev.

Ochrana proti korozi:
- Zinek galvanizace (GV) - Povrch vložky kotvy je pozinkován (bez čtyřmocného chromu) s tloušťkou vrstvy cca 5-8 µm, poskytující ochranu proti korozi nevýznamné expozice (sucho vnitřní prostory).
- Nerezová ocel (A4) - kotvy A4 jsou vyrobeny z nerezové oceli, která poskytuje vysokou ochranu proti korozi střední expozice (externí prostředí).

Různé typy:
995-GB GV, 995 A4, 995-G GV / A4, 995-DG GV, 1036-G GV / A4, 1130 GV, 1140 GV / A4

Dostupné velikosti závitů:
M6, M8, M10, M12, M16, M20, M24 and M30

Příklady aplikací:
Upevnění Push-Pull podpěr na prefabrikované prvky, upevnění oken, upevnění strojů na základu (bez dynamického zatížení), vyztužení prefabrikovaných prvků, atd.

Spojovací matice

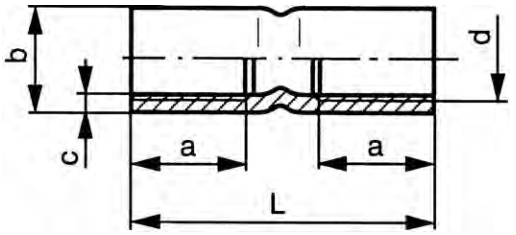

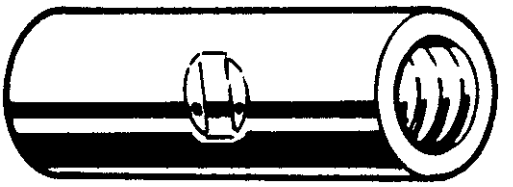

Technické údaje

d	a	b	c	P	Zatížení v tahu (kN)
M12	18	15.5	2.5	1.75	39
M16	24	21	3.4	2	75
M20	30	26	4.2	2.5	115

18550 **VEMO Spojovací matice č.1550** **P07A**

Závit Metrický závit
Materiál Ocel
Povrchová úprava Pozinkované

d x L	✉	Kód výrobku	d x L	✉	Kód výrobku	d x L	✉	Kód výrobku
M12X35	200	18550.120.035	M16X45	200	18550.160.045	M20X55	100	18550.200.055

Objímka

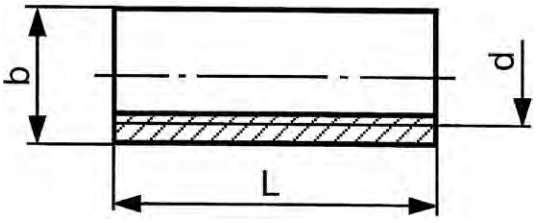



Technické údaje

d	b	P	Zatížení v tahu (kN)
M6	10	1	13
M8	12	1.25	16
M10	13	1.5	14
M12	15.5	1.75	39
M16	21	2	75
M20	26	2.5	115
M24	32	3	181
M30	40	3.5	284

18570 **VEMO spojovací matice č. 1551** **P07A**

Závit Metrický závit
Materiál Ocel
Povrchová úprava Pozinkované



d x L	✉	Kód výrobku	d x L	✉	Kód výrobku	d x L	✉	Kód výrobku
M6X15	200	18570.060.015	M12X35	200	18570.120.035	M24X70	50	18570.240.070
M8X20	200	18570.080.020	M16X45	200	18570.160.045	M30X90	25	18570.300.090
M10X25	200	18570.100.025	M20X55	100	18570.200.055			

Dutá vložka typ 1140

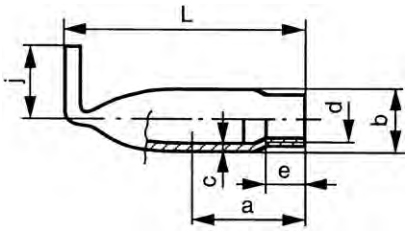

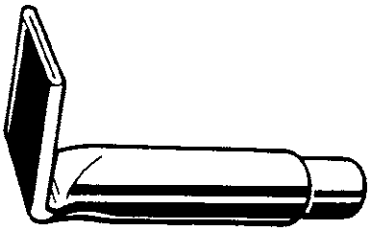

Technické údaje

d	M10	M12	M16
a	35	40	32
b	13.5	17	21.3
c	1.5	2	3.2
e	10	12	16
j	25	30	35
Výtažná síla v kN			
Beton	24	32	52

- Výtažná síla v kN.
- Doporučujeme bezpečnostní faktor 4.

18120 VEMO Dutá vložka typ 1140 **P07A**

Závit Metrický závit
Materiál Ocel
Povrchová úprava Pozinkované

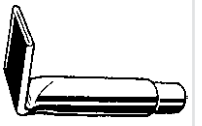

d x L	✉	Kód výrobku	d x L	✉	Kód výrobku	d x L	✉	Kód výrobku
M10X60	400	18120.100.060	M12X70	200	18120.120.070	M16X100	100	18120.160.100

Vložka s přibíjecí přírubou typ 1130

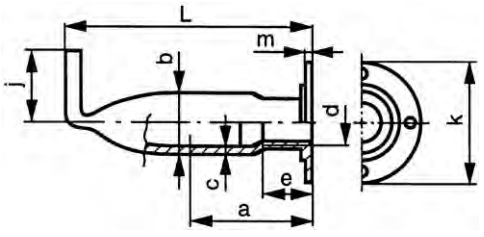



Technické údaje

d	M10	M12	M16	M20
a	35	40	32	40
b	13.5	17	21.3	26.9
c	1.5	2	2.6	2.6
e	10	12	16	20
j	25	30	35	35
k	34	40	44	48
m	1	1	1.5	1.5
Výtažná síla v kN				
Beton	24	32	52	64

- Doporučujeme bezpečnostní faktor 4.

18140 VEMO Vložka s přibíjecí přírubou č. 1130 **P07A**

Závit Metrický závit
Materiál Ocel
Povrchová úprava Pozinkované

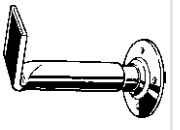

d x L	✉	Kód výrobku	d x L	✉	Kód výrobku	d x L	✉	Kód výrobku
M10X60	400	18140.100.060	M12X70	200	18140.120.070	M16X100	100	18140.160.100

Dutá vložka typ 995G

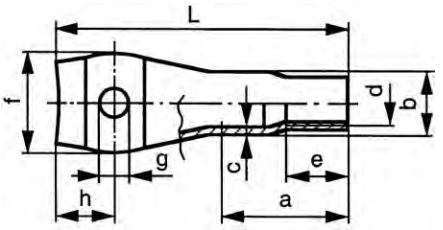

Technické údaje

d	M6	M8	M10	M12	M16	M16	M20	M24	M30
a	20	25	20	23	25	32	40	50	70
b	8.5	10.5	13.5	17	21.3	21.3	26.9	33.7	42
c	1	1	1.5	2	3.2	3.2	3.2	4	4
e	6	8	10	12	16	16	20	24	30
f	12.5	16	20	25	30	30	39	48	64
g	6.0	8.1	6.2	7.2	9.2	9.2	12.2	14.2	15.2
h	7	8	12	15	17	22	22	25	25
L	40	50	50	60	70	100	100	120	150
Výtažná síla v kN									
Beton	6	10	14	20	28	40	50	72	110

- Doporučujeme bezpečnostní faktor 4.

18040 **Dutá vložka typ 995 G** **P07A**

Závit Metrický závit
Materiál Ocel
Povrchová úprava Pozinkované

d x L	✉	Kód výrobku	d x L	✉	Kód výrobku	d x L	✉	Kód výrobku
M6X40	500	18040.060.040	M12X60	400	18040.120.060	M20X100	100	18040.200.100
M8X50	500	18040.080.050	M16X70	200	18040.160.070	M24X120	50	18040.240.120
M10X50	500	18040.100.050	M16X100	100	18040.160.100	M30X150	25	18040.300.150

Vložka s přibíjecí přírubou typ 1036

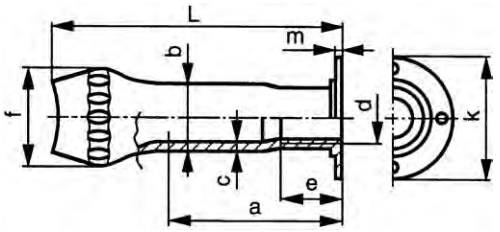

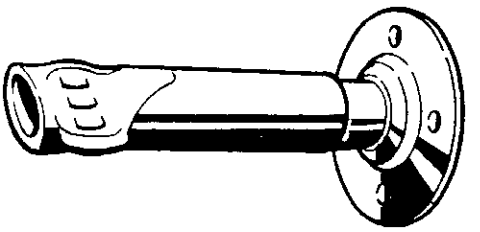

Technické údaje

d	M10	M12	M16	M20	M24
a	30	40	32	50	40
b	13.5	17	21.3	26.9	33.7
c	1.5	2	2.6	2.6	4
e	10	12	16	20	24
f	20	25	31	39	48
k	34	40	44	48	57
m	1	1	1.5	1.5	1.5
Výtažná síla v kN					
Beton	16	24	40	50	64

- Doporučujeme bezpečnostní faktor 4.

18060 **VEMO Vložka s přibíjecí přírubou č. 1036** **P07A**

Závit Metrický závit
Materiál Ocel
Povrchová úprava Pozinkované

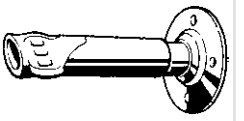

d x L	✉	Kód výrobku	d x L	✉	Kód výrobku	d x L	✉	Kód výrobku
M10X50	200	18060.100.050	M16X100	100	18060.160.100	M24X120	50	18060.240.120
M12X70	200	18060.120.070	M20X100	100	18060.200.100			

Trubková zátka

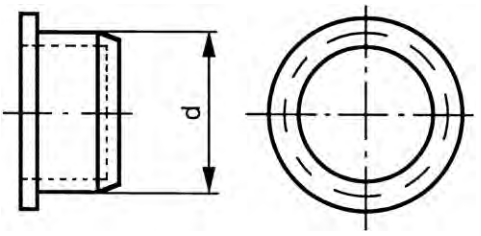

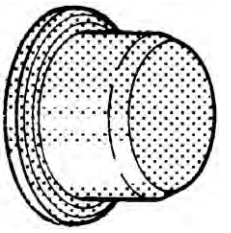

18600 **VEMO Trubková zátka č. 2244** **P07A**

Materiál Plast Polyester

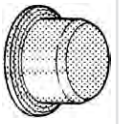

d = Pro nom. velikost	✉	Kód výrobku	d = Pro nom. velikost	✉	Kód výrobku	d = Pro nom. velikost	✉	Kód výrobku
M6-Červená	100	18600.060.001	M12-Červená	100	18600.120.001	M20-Modré	100	18600.200.001
M8-Červená	100	18600.080.001	M16-Černá	100	18600.160.001	M24-Červená	100	18600.240.001
M10-Červená	100	18600.100.001						

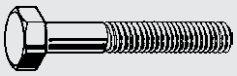
1 Šrouby

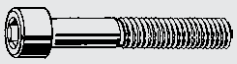
2 Produkty s vnitřním šestihranem

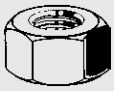
3 Matice, nýtovací matice a závitové vložky

4 Závitové tyče a svorníky

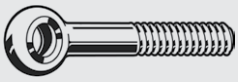
5 Šrouby s okem a hákem

6 Vruty, šrouby

I Seznam

7 Podložky a O-kroužky

8 Kotvy

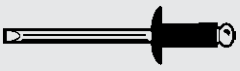
9 Nýty a kolíky

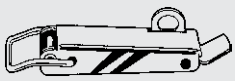
10 Nábytkářský a bezpečnostní materiál

11 Kolekce

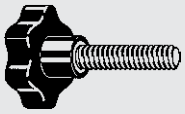
12 Strojní součástky

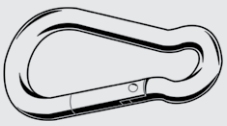
13 Speciální nerezový materiál

T Technické informace

Nýty a kolíky 9

Strana 9-3 DIN 1 B Kuželový	Strana 9-5 DIN 7 Válcový	Strana 9-8 DIN 6325 Válcový, tolerance m6	Strana 9-9 DIN ≈6325 Válcový, tolerance h6	Strana 9-10 DIN 7977 Kuželový s vnějším závitem
Strana 9-11 DIN 7978 A Kuželový s vnitřním závitem	Strana 9-12 DIN 7979 D Válcový s vnitřním závitem	Strana 9-13 DIN 1470 S rovnoběžným drážkováním a čepem	Strana 9-14 DIN 1471 Se zkosenou drážkou	Strana 9-15 DIN 1472 Se zkosenou drážkou do poloviny délky
Strana 9-17 DIN 1473 S rovnoběžným drážkováním	Strana 9-18 DIN 1474 S rovnoběžným drážkováním	Strana 9-20 DIN 1475 Se střední drážkou	Strana 9-21 DIN 1476 Rýhovaný hřeb	Strana 9-22 Narážecí šroub
Strana 9-23 ISO 8750 Standardní zatížení	Strana 9-24 ISO ≈8750 Nerez ocel	Strana 9-25 ISO 8748 Těžký	Strana 9-26 ISO 8752 Těžký	Strana 9-28 ISO 13337 Lehký
Strana 9-29 DIN ≈1481 Těžký, nerez ocel	Strana 9-31 DIN 660/124 S kulatou hlavou	Strana 9-33 DIN 661/302 Zápustný	Strana 9-35 DIN 1434 Čep vidlice s otvorem pro závlačku	Strana 9-36 DIN 94 Závlačka
Strana 9-41 DIN ≈11024 Jednoduchá	Strana 9-42 DIN ≈11024 Dvojitá	Strana 9-43 DIN 11024 Dvojitá A4	Strana 9-44 Trubkový kolík	Strana 9-45 Zákolník
Strana 9-46 DIN 6885 A Rovné pero vysoké	Strana 9-49 DIN 6880 Délka 1 metr	Strana 9-50 DIN 6888 Woodruffovo pero	Strana 9-51 DIN 6887 Nos	Strana 9-54 Trhací nýt s vypouklou hlavou
Strana 9-60 Trhací nýt s velkou půlkulatou hlavou	Strana 9-62 Zápustná	Strana 9-64 Vypouklá hlava PLUS BULB ocel	Strana 9-65 Trhací nýt s vypouklou hlavou PLUS BULB	Strana 9-66 Vypouklá hlava P-LOCK
Strana 9-67 Trhací nýt se zápustnou hlavou BULB	Strana 9-67 Pro montáž SPZ	Strana 9-68 DIN ≈7337 A Vypouklá hlava	Strana 9-69 Vypouklá hlava multigrip typ B	Strana 9-70 Vypouklá hlava multigrip
Strana 9-71 Extra velká vypouklá hlava multigrip	Strana 9-72 Trhací nýt se zápustnou hlavou multigrip	Strana 9-73 Těsnící s vypouklou hlavou	Strana 9-76 Těsnící zápustná	Strana 9-77 Rozpínací trhací nýt s vypouklou hlavou

Nýty a kolíky 9

Strana 9-78

Trhací nýt s půlkulatou hlavou Tripo

Strana 9-79

Nýtovací nástroj pro trhací nýty

Strana 9-80

Trhací nýty sada

Kuželový kolík soustružený

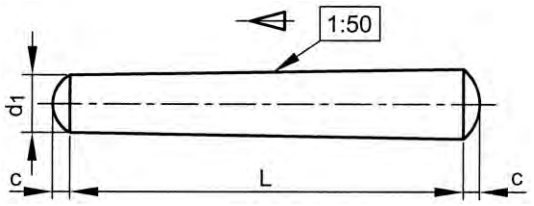

DIN	**1 B**
ISO	2339 B
NEN	10 B



Technické údaje

d_1 (h10)	c (max.)	d_2 >	d_2 ≤	W (min.)
0.6	0.1	1	2	2
0.8	0.12	2	3	2.5
1	0.15	3	4	3
1.5	0.23	4/5	5/6	3.5/4
2	0.3	6	8	4.5
2.5	0.4	8	9	5
3	0.45	8	11	5
4	0.6	11	17	6
5	0.75	17	23	7.5
6	0.9	23	30	9
6.5 (≠DIN)	1	25	33	10
7 (≠DIN)	1.2	33	40	12
8	1.2	30/38	38/45	10/11
10	1.5	45/50	50/75	11.5/13
12	1.8	75	110	15
13 (≠DIN)	1.8	75	110	15
14	2	75	110	15
16	2.5	110	160	18

- Kuželové kolíky jsou určeny k třecímu spojení a/nebo vzájemnému zajištění dvou nebo více samostatných dílů. Kuželový tvar umožňuje opakovanou demontáž spoje a po opakovaném spojení dílů zůstává jejich poloha stejně přesná jako dříve a třecí spojení zůstává stejně pevné jako dříve.
- Jmenovitá délka (L) nezahrnuje zaoblené konce (tolerance js15).

Údaje o montáži

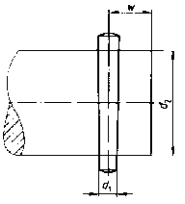

Skupiny produktů

Materiál	Kód	Strana
Automatová ocel	39000	9-3
NO A1	51560	9-4

9

39000 Kuželový kolík soustružený **L11A**

Materiál Automatová ocel

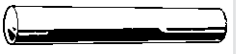

d_1 x L	✉	Kód výrobku	d_1 x L	✉	Kód výrobku	d_1 x L	✉	Kód výrobku
1X14MM	200	39000.010.014	2X16MM	200	39000.020.016	2,5X36MM	50	39000.025.036
1X18MM	200	39000.010.018	2X20MM	100	39000.020.020	2,5X40MM	50	39000.025.040
1X20MM	200	39000.010.020	2X24MM	100	39000.020.024	2,5X50MM	50	39000.025.050
			2X30MM	100	39000.020.030			
1,5X10MM	200	39000.015.010	2X40MM	100	39000.020.040	3X12MM	100	39000.030.012
1,5X14MM	200	39000.015.014	2X50MM	50	39000.020.050	3X14MM	100	39000.030.014
1,5X20MM	200	39000.015.020				3X16MM	100	39000.030.016
1,5X24MM	200	39000.015.024	2,5X12MM	200	39000.025.012	3X20MM	100	39000.030.020
1,5X30MM	200	39000.015.030	2,5X16MM	200	39000.025.016	3X24MM	100	39000.030.024
			2,5X20MM	100	39000.025.020	3X30MM	100	39000.030.030
2X10MM	200	39000.020.010	2,5X24MM	100	39000.025.024	3X36MM	50	39000.030.036
2X12MM	200	39000.020.012	2,5X26MM	100	39000.025.026	3X40MM	50	39000.030.040
2X14MM	200	39000.020.014	2,5X30MM	100	39000.025.030	3X50MM	50	39000.030.050

39000 Kuželový kolík soustružený

d_1 x L	✉	Kód výrobku
3X60MM	25	39000.030.060
4X16MM	100	39000.040.016
4X20MM	100	39000.040.020
4X24MM	100	39000.040.024
4X26MM	50	39000.040.026
4X30MM	50	39000.040.030
4X36MM	50	39000.040.036
4X40MM	50	39000.040.040
4X50MM	50	39000.040.050
4X60MM	25	39000.040.060
4X70MM	25	39000.040.070
4X80MM	25	39000.040.080
4X100MM	25	39000.040.100
5X20MM	100	39000.050.020
5X24MM	50	39000.050.024
5X26MM	50	39000.050.026
5X30MM	50	39000.050.030
5X40MM	50	39000.050.040
5X50MM	50	39000.050.050
5X60MM	25	39000.050.060
5X70MM	25	39000.050.070
5X80MM	25	39000.050.080
5X100MM	25	39000.050.100
6X20MM	50	39000.060.020
6X24MM	50	39000.060.024
6X30MM	50	39000.060.030
6X40MM	25	39000.060.040
6X50MM	25	39000.060.050
6X60MM	25	39000.060.060
6X70MM	25	39000.060.070
6X80MM	25	39000.060.080

d_1 x L	✉	Kód výrobku
6X100MM	10	39000.060.100
6X120MM	10	39000.060.120
6X140MM	10	39000.060.140
6,5X50MM	25	39000.065.050
6,5X60MM	25	39000.065.060
6,5X80MM	25	39000.065.080
6,5X100MM	10	39000.065.100
7X50MM	25	39000.070.050
7X60MM	25	39000.070.060
7X70MM	25	39000.070.070
7X80MM	10	39000.070.080
7X100MM	10	39000.070.100
8X30MM	25	39000.080.030
8X36MM	25	39000.080.036
8X40MM	25	39000.080.040
8X50MM	25	39000.080.050
8X60MM	25	39000.080.060
8X70MM	25	39000.080.070
8X80MM	10	39000.080.080
8X90MM	10	39000.080.090
8X100MM	10	39000.080.100
8X120MM	10	39000.080.120
8X140MM	10	39000.080.140
8X160MM	10	39000.080.160
10X30MM	25	39000.100.030
10X40MM	25	39000.100.040
10X50MM	25	39000.100.050
10X60MM	25	39000.100.060
10X70MM	10	39000.100.070
10X80MM	10	39000.100.080

d_1 x L	✉	Kód výrobku
10X100MM	10	39000.100.100
10X110MM	10	39000.100.110
10X120MM	10	39000.100.120
10X140MM	10	39000.100.140
10X150MM	10	39000.100.150
10X160MM	10	39000.100.160
12X40MM	10	39000.120.040
12X50MM	10	39000.120.050
12X60MM	10	39000.120.060
12X70MM	10	39000.120.070
12X80MM	10	39000.120.080
12X100MM	10	39000.120.100
12X120MM	10	39000.120.120
12X140MM	10	39000.120.140
12X160MM	10	39000.120.160
13X100MM	10	39000.130.100
13X120MM	10	39000.130.120
13X150MM	10	39000.130.150
14X90MM	10	39000.140.090
16X50MM	5	39000.160.050
16X60MM	5	39000.160.060
16X70MM	5	39000.160.070
16X80MM	5	39000.160.080
16X100MM	5	39000.160.100
16X120MM	5	39000.160.120
16X150MM	5	39000.160.150
16X180MM	5	39000.160.180
16X200MM	5	39000.160.200

51560 Kuželový kolík soustružený R09A

Materiál Nerezocel A1

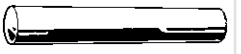

d_1 x L	✉	Kód výrobku
1X10MM	100	51560.010.010
1X12MM	100	51560.010.012
1,5X10MM*	200	51560.015.010
1,5X12MM*	200	51560.015.012
2X8MM	100	51560.020.008
2X10MM	100	51560.020.010
2X12MM	100	51560.020.012
2X16MM*	200	51560.020.016
2X20MM*	200	51560.020.020
2X24MM*	200	51560.020.024
2X26MM*	200	51560.020.026
2X30MM*	200	51560.020.030
2X36MM*	200	51560.020.036
2,5X10MM	100	51560.025.010
2,5X16MM	100	51560.025.016
2,5X20MM	100	51560.025.020
2,5X24MM	100	51560.025.024
2,5X36MM*	200	51560.025.036
3X6MM	100	51560.030.006
3X8MM	100	51560.030.008
3X10MM	100	51560.030.010
3X12MM	100	51560.030.012
3X14MM*	100	51560.030.014
3X16MM	100	51560.030.016
3X18MM*	100	51560.030.018
3X20MM	100	51560.030.020
3X22MM*	100	51560.030.022
3X24MM	100	51560.030.024
3X26MM*	100	51560.030.026
3X30MM	100	51560.030.030
3X32MM*	100	51560.030.032
3X40MM*	100	51560.030.040

d_1 x L	✉	Kód výrobku
3X45MM*	100	51560.030.045
3X50MM*	100	51560.030.050
4X10MM	100	51560.040.010
4X12MM	100	51560.040.012
4X16MM	100	51560.040.016
4X20MM	100	51560.040.020
4X24MM	100	51560.040.024
4X25MM*	100	51560.040.025
4X26MM*	100	51560.040.026
4X28MM*	100	51560.040.028
4X30MM	100	51560.040.030
4X36MM	100	51560.040.036
4X40MM*	100	51560.040.040
4X45MM*	100	51560.040.045
4X50MM*	100	51560.040.050
4X60MM*	100	51560.040.060
5X16MM	100	51560.050.016
5X20MM	100	51560.050.020
5X24MM	100	51560.050.024
5X26MM*	100	51560.050.026
5X30MM	100	51560.050.030
5X32MM*	100	51560.050.032
5X36MM	100	51560.050.036
5X40MM	100	51560.050.040
5X45MM*	100	51560.050.045
5X50MM*	100	51560.050.050
5X55MM*	100	51560.050.055
5X60MM*	100	51560.050.060
5X70MM*	100	51560.050.070
6X12MM	100	51560.060.012
6X16MM	100	51560.060.016
6X20MM	100	51560.060.020
6X24MM	100	51560.060.024

d_1 x L	✉	Kód výrobku
6X25MM*	100	51560.060.025
6X26MM*	100	51560.060.026
6X30MM	50	51560.060.030
6X32MM*	100	51560.060.032
6X40MM	50	51560.060.040
6X45MM*	100	51560.060.045
6X50MM	50	51560.060.050
6X55MM*	100	51560.060.055
6X60MM*	100	51560.060.060
6X70MM*	100	51560.060.070
6X80MM*	100	51560.060.080
6X100MM*	100	51560.060.100
8X16MM	50	51560.080.016
8X24MM	50	51560.080.024
8X30MM	50	51560.080.030
8X36MM	50	51560.080.036
8X40MM	50	51560.080.040
8X45MM*	50	51560.080.045
8X50MM	25	51560.080.050
8X55MM*	50	51560.080.055
8X60MM	25	51560.080.060
8X70MM*	50	51560.080.070
8X80MM*	50	51560.080.080
8X90MM*	50	51560.080.090
8X100MM*	50	51560.080.100
10X24MM	50	51560.100.024
10X30MM	50	51560.100.030
10X36MM*	25	51560.100.036
10X40MM	25	51560.100.040
10X45MM*	25	51560.100.045
10X50MM	25	51560.100.050
10X55MM*	25	51560.100.055
10X60MM	25	51560.100.060
10X70MM	25	51560.100.070

51560	Kuželový kolík soustružený					←
d_1 x L	✉	Kód výrobku	d_1 x L	✉	Kód výrobku	
10X80MM	25	51560.100.080	10X100MM*	25	51560.100.100	

Válcový kolík

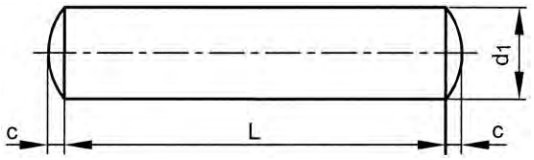

DIN	**7**
ISO	2338
NEN	2281
BS	1804-2



Technické údaje

d_1 (m6)	c (max.)	d_1 (m6)	c (max.)
1	0.15	**6**	0.9
1.5	0.23	**8**	1.2
2	0.3	**10**	1.5
2.5	0.4	**12**	1.8
3	0.45	**14**	2
4	0.6	**16**	2.5
5	0.75	**20**	3

- Válcové kolíky jsou určeny ke spojení dvou nebo více samostatných dílů. Volbou vhodného uložení lze dosáhnout třecího spoje. Bude-li třeba spoj opakovaně demontovat, je lepší použít kuželové kolíky v souladu s DIN 1.
- d x L: Jmenovitá délka (L) nezahrnuje zaoblené konce.

Skupiny produktů

Materiál	Kód	Strana
Automatová ocel	39070	9-5
NO A1/A2	51580	9-6
NO A4	55580	9-7

39070	Válcový kolík	L11A
Materiál	Automatová ocel	



d_1 x L	✉	Kód výrobku	d_1 x L	✉	Kód výrobku	d_1 x L	✉	Kód výrobku
2X10MM	200	39070.020.010	4X18MM	100	39070.040.018	6X14MM	100	39070.060.014
2X12MM	200	39070.020.012	4X20MM	100	39070.040.020	6X16MM	100	39070.060.016
2X14MM	200	39070.020.014	4X24MM	100	39070.040.024	6X18MM	100	39070.060.018
2X16MM	200	39070.020.016	4X28MM	100	39070.040.028	6X20MM	100	39070.060.020
2X18MM	200	39070.020.018	4X30MM	100	39070.040.030	6X24MM	50	39070.060.024
2X20MM	200	39070.020.020	4X36MM	100	39070.040.036	6X28MM	50	39070.060.028
2X24MM	200	39070.020.024	4X40MM	100	39070.040.040	6X30MM	50	39070.060.030
			4X50MM	100	39070.040.050	6X32MM	50	39070.060.032
2,5X10MM	200	39070.025.010	4X60MM	100	39070.040.060	6X36MM	50	39070.060.036
2,5X12MM	200	39070.025.012				6X40MM	50	39070.060.040
2,5X14MM	200	39070.025.014	5X10MM	100	39070.050.010	6X45MM	50	39070.060.045
2,5X16MM	200	39070.025.016	5X12MM	100	39070.050.012	6X50MM	50	39070.060.050
2,5X20MM	200	39070.025.020	5X14MM	100	39070.050.014	6X60MM	25	39070.060.060
			5X16MM	100	39070.050.016	6X70MM	25	39070.060.070
3X10MM	200	39070.030.010	5X18MM	100	39070.050.018	6X80MM	25	39070.060.080
3X12MM	200	39070.030.012	5X20MM	100	39070.050.020			
3X14MM	200	39070.030.014	5X22MM	100	39070.050.022	8X10MM	50	39070.080.010
3X16MM	200	39070.030.016	5X24MM	100	39070.050.024	8X12MM	50	39070.080.012
3X18MM	200	39070.030.018	5X28MM	100	39070.050.028	8X14MM	50	39070.080.014
3X20MM	200	39070.030.020	5X30MM	100	39070.050.030	8X16MM	50	39070.080.016
3X24MM	100	39070.030.024	5X32MM	100	39070.050.032	8X18MM	50	39070.080.018
3X26MM	100	39070.030.026	5X36MM	100	39070.050.036	8X20MM	50	39070.080.020
3X28MM	100	39070.030.028	5X40MM	50	39070.050.040	8X24MM	50	39070.080.024
3X30MM	100	39070.030.030	5X45MM	50	39070.050.045	8X28MM	50	39070.080.028
			5X50MM	50	39070.050.050	8X30MM	50	39070.080.030
4X8MM	100	39070.040.008	5X60MM	50	39070.050.060	8X32MM	50	39070.080.032
4X10MM	100	39070.040.010	5X70MM	50	39070.050.070	8X36MM	50	39070.080.036
4X12MM	100	39070.040.012				8X40MM	25	39070.080.040
4X14MM	100	39070.040.014	6X10MM	100	39070.060.010	8X50MM	25	39070.080.050
4X16MM	100	39070.040.016	6X12MM	100	39070.060.012	8X60MM	25	39070.080.060

39070 Válcový kolík

d_1 x L	✉	Kód výrobku	d_1 x L	✉	Kód výrobku	d_1 x L	✉	Kód výrobku
8X70MM	25	39070.080.070	10X36MM	25	39070.100.036	12X36MM	25	39070.120.036
8X80MM	25	39070.080.080	10X40MM	25	39070.100.040	12X40MM	25	39070.120.040
8X100MM	25	39070.080.100	10X50MM	25	39070.100.050	12X45MM	25	39070.120.045
8X120MM	25	39070.080.120	10X60MM	25	39070.100.060	12X50MM	10	39070.120.050
			10X70MM	25	39070.100.070	12X60MM	10	39070.120.060
10X16MM	25	39070.100.016	10X80MM	25	39070.100.080	12X70MM	10	39070.120.070
10X18MM	25	39070.100.018	10X100MM	25	39070.100.100	12X80MM	10	39070.120.080
10X20MM	25	39070.100.020	10X120MM	25	39070.100.120	12X100MM	10	39070.120.100
10X24MM	25	39070.100.024				12X120MM	10	39070.120.120
10X28MM	25	39070.100.028	12X24MM	25	39070.120.024			
10X30MM	25	39070.100.030	12X30MM	25	39070.120.030	16X50MM	10	39070.160.050
10X32MM	25	39070.100.032	12X32MM	25	39070.120.032			

51580 Válcový kolík

R09A

Materiál Nerezocel A1/A2



d_1 x L	✉	Kód výrobku	d_1 x L	✉	Kód výrobku	d_1 x L	✉	Kód výrobku
1X3MM*	500	51580.010.003	3X16MM	100	51580.030.016	6X30MM	50	51580.060.030
1X4MM	100	51580.010.004	3X18MM	100	51580.030.018	6X32MM	50	51580.060.032
1X5MM	100	51580.010.005	3X20MM	100	51580.030.020	6X36MM	50	51580.060.036
1X6MM	100	51580.010.006	3X24MM	100	51580.030.024	6X40MM	50	51580.060.040
1X8MM	100	51580.010.008	3X28MM	100	51580.030.028	6X45MM	50	51580.060.045
1X10MM	100	51580.010.010	3X30MM	100	51580.030.030	6X50MM	50	51580.060.050
1X12MM	100	51580.010.012	3X32MM	100	51580.030.032	6X55MM*	100	51580.060.055
1X14MM*	500	51580.010.014	3X36MM	100	51580.030.036	6X60MM	50	51580.060.060
1X16MM*	500	51580.010.016	3X40MM	100	51580.030.040	6X70MM	25	51580.060.070
1X20MM*	500	51580.010.020	3X65MM*	500	51580.030.065	6X80MM	25	51580.060.080
						6X90MM*	100	51580.060.090
1,5X3MM*	500	51580.015.003	4X5MM*	200	51580.040.005			
1,5X4MM	100	51580.015.004	4X6MM	100	51580.040.006	8X8MM	100	51580.080.008
1,5X5MM	100	51580.015.005	4X8MM	100	51580.040.008	8X10MM	100	51580.080.010
1,5X6MM	100	51580.015.006	4X10MM	100	51580.040.010	8X12MM	100	51580.080.012
1,5X8MM	100	51580.015.008	4X12MM	100	51580.040.012	8X14MM	100	51580.080.014
1,5X10MM	100	51580.015.010	4X14MM	100	51580.040.014	8X16MM	100	51580.080.016
1,5X12MM	100	51580.015.012	4X16MM	100	51580.040.016	8X18MM	50	51580.080.018
1,5X14MM	100	51580.015.014	4X18MM	100	51580.040.018	8X20MM	100	51580.080.020
1,5X16MM	100	51580.015.016	4X20MM	100	51580.040.020	8X24MM	50	51580.080.024
1,5X18MM	100	51580.015.018	4X24MM	100	51580.040.024	8X28MM	50	51580.080.028
1,5X20MM	100	51580.015.020	4X28MM	100	51580.040.028	8X30MM	50	51580.080.030
			4X30MM	100	51580.040.030	8X32MM	50	51580.080.032
2X4MM*	500	51580.020.004	4X32MM	100	51580.040.032	8X36MM	50	51580.080.036
2X5MM	100	51580.020.005	4X36MM	100	51580.040.036	8X40MM	50	51580.080.040
2X6MM	100	51580.020.006	4X40MM	100	51580.040.040	8X45MM	25	51580.080.045
2X8MM	100	51580.020.008	4X50MM	100	51580.040.050	8X50MM	25	51580.080.050
2X10MM	100	51580.020.010	4X60MM*	200	51580.040.060	8X55MM	25	51580.080.055
2X12MM	100	51580.020.012				8X60MM	25	51580.080.060
2X14MM	100	51580.020.014	5X5MM*	100	51580.050.005	8X70MM	25	51580.080.070
2X16MM	100	51580.020.016	5X6MM	100	51580.050.006	8X80MM	25	51580.080.080
2X18MM	100	51580.020.018	5X8MM	100	51580.050.008	8X90MM*	100	51580.080.090
2X20MM	100	51580.020.020	5X10MM	100	51580.050.010			
2X24MM	100	51580.020.024	5X12MM	100	51580.050.012	10X10MM*	50	51580.100.010
2X28MM	100	51580.020.028	5X14MM	100	51580.050.014	10X12MM	25	51580.100.012
2X32MM	100	51580.020.032	5X16MM	100	51580.050.016	10X14MM	25	51580.100.014
			5X18MM	100	51580.050.018	10X16MM	50	51580.100.016
2,5X4MM*	500	51580.025.004	5X20MM	100	51580.050.020	10X18MM	25	51580.100.018
2,5X5MM	100	51580.025.005	5X24MM	100	51580.050.024	10X20MM	50	51580.100.020
2,5X6MM	100	51580.025.006	5X28MM	100	51580.050.028	10X24MM	50	51580.100.024
2,5X8MM	100	51580.025.008	5X30MM	100	51580.050.030	10X28MM	25	51580.100.028
2,5X10MM	100	51580.025.010	5X32MM	100	51580.050.032	10X30MM	50	51580.100.030
2,5X12MM	100	51580.025.012	5X36MM	100	51580.050.036	10X32MM	25	51580.100.032
2,5X14MM	100	51580.025.014	5X40MM	100	51580.050.040	10X36MM	25	51580.100.036
2,5X16MM	100	51580.025.016	5X45MM	50	51580.050.045	10X40MM	25	51580.100.040
2,5X18MM*	500	51580.025.018	5X50MM	50	51580.050.050	10X45MM	25	51580.100.045
2,5X20MM	100	51580.025.020	5X60MM	50	51580.050.060	10X50MM	25	51580.100.050
2,5X24MM	100	51580.025.024				10X55MM	25	51580.100.055
2,5X28MM*	500	51580.025.028	6X6MM*	100	51580.060.006	10X60MM	25	51580.100.060
2,5X32MM*	500	51580.025.032	6X8MM*	100	51580.060.008	10X70MM	25	51580.100.070
			6X10MM	100	51580.060.010	10X80MM	25	51580.100.080
3X4MM*	200	51580.030.004	6X12MM	100	51580.060.012	10X90MM	25	51580.100.090
3X5mm*	200	51580.030.005	6X14MM	100	51580.060.014	10X100MM	25	51580.100.100
3X6MM	100	51580.030.006	6X16MM	100	51580.060.016			
3X8MM	100	51580.030.008	6X18MM	100	51580.060.018	12X16MM*	25	51580.120.016
3X10MM	100	51580.030.010	6X20MM	100	51580.060.020	12X18MM*	25	51580.120.018
3X12MM	100	51580.030.012	6X24MM	100	51580.060.024	12X20MM	25	51580.120.020
3X14MM	100	51580.030.014	6X28MM	50	51580.060.028	12X24MM*	25	51580.120.024

51580 Válcový kolík

d_1 x L	✉	Kód výrobku
12X28MM*	25	51580.120.028
12X30MM*	25	51580.120.030
12X32MM	25	51580.120.032
12X36MM	25	51580.120.036
12X40MM	25	51580.120.040
12X45MM	10	51580.120.045
12X50MM	10	51580.120.050
12X55MM	10	51580.120.055
12X60MM	10	51580.120.060
12X70MM	10	51580.120.070
12X80MM	10	51580.120.080
12X90MM	10	51580.120.090
12X100MM	10	51580.120.100
14X20MM	25	51580.140.020
14X24MM	25	51580.140.024
14X28MM	25	51580.140.028
14X32MM	25	51580.140.032
14X36MM	25	51580.140.036
14X40MM	25	51580.140.040
14X50MM	10	51580.140.050
14X100MM	10	51580.140.100
16X20MM*	25	51580.160.020
16X24MM	25	51580.160.024
16X28MM	25	51580.160.028
16X30MM*	25	51580.160.030
16X32MM	25	51580.160.032
16X36MM	25	51580.160.036
16X40MM	25	51580.160.040
16X45MM	10	51580.160.045
16X50MM	10	51580.160.050
16X55MM	10	51580.160.055
16X60MM	10	51580.160.060
16X70MM	10	51580.160.070
16X80MM	10	51580.160.080
16X90MM*	25	51580.160.090
16X100MM*	25	51580.160.100
20X20MM*	10	51580.200.020
20X24MM*	10	51580.200.024
20X30MM*	10	51580.200.030
20X32MM*	10	51580.200.032
20X36MM*	10	51580.200.036
20X40MM*	10	51580.200.040
20X45MM*	10	51580.200.045
20X50MM*	10	51580.200.050
20X55MM*	10	51580.200.055
20X60MM*	10	51580.200.060
20X70MM*	10	51580.200.070
20X80MM*	10	51580.200.080
20X90MM*	10	51580.200.090
20X100MM*	10	51580.200.100

- Podle dostupnosti lze dodat A1 i A2.

55580 Válcový kolík

R49A

Materiál Nerezocel A4



d_1 x L	✉	Kód výrobku
1X3MM*	500	55580.010.003
1X4MM*	500	55580.010.004
1X5MM	100	55580.010.005
1X6MM*	500	55580.010.006
1X8MM	100	55580.010.008
1X10MM*	500	55580.010.010
1X16MM*	500	55580.010.016
1,5X3MM*	500	55580.015.003
1,5X4MM*	500	55580.015.004
1,5X5MM	100	55580.015.005
1,5X6MM	100	55580.015.006
1,5X8MM	100	55580.015.008
1,5X10MM	100	55580.015.010
1,5X12MM	100	55580.015.012
1,5X14MM	100	55580.015.014
1,5X16MM	100	55580.015.016
2X4MM*	500	55580.020.004
2X5MM*	500	55580.020.005
2X6MM	100	55580.020.006
2X8MM	100	55580.020.008
2X10MM	100	55580.020.010
2X12MM	100	55580.020.012
2X14MM	100	55580.020.014
2X16MM	100	55580.020.016
2X18MM	100	55580.020.018
2X20MM	100	55580.020.020
2X24MM*	500	55580.020.024
2X32MM*	500	55580.020.032
2,5X4MM*	500	55580.025.004
2,5X5MM*	500	55580.025.005
2,5X6MM	100	55580.025.006
2,5X8MM	100	55580.025.008
2,5X10MM	100	55580.025.010
2,5X12MM	100	55580.025.012
2,5X14MM	100	55580.025.014
2,5X16MM	100	55580.025.016
2,5X20MM	100	55580.025.020
2,5X24MM*	500	55580.025.024
2,5X28MM*	500	55580.025.028
2,5X32MM*	500	55580.025.032
3X4MM*	200	55580.030.004
3X5MM*	200	55580.030.005
3X6MM*	200	55580.030.006
3X8MM	100	55580.030.008
3X10MM	100	55580.030.010
3X12MM	100	55580.030.012
3X14MM	100	55580.030.014
3X16MM	100	55580.030.016
3X18MM	100	55580.030.018
3X20MM	100	55580.030.020
3X24MM	100	55580.030.024
3X28MM	100	55580.030.028
3X30MM	100	55580.030.030
3X32MM	100	55580.030.032
3X36MM	100	55580.030.036
3X40MM	100	55580.030.040
4X5MM*	200	55580.040.005
4X6MM*	200	55580.040.006
4X8MM	100	55580.040.008
4X10MM	100	55580.040.010
4X12MM	100	55580.040.012
4X14MM	100	55580.040.014
4X16MM	100	55580.040.016
4X18MM	100	55580.040.018
4X20MM	100	55580.040.020
4X24MM	100	55580.040.024
4X28MM	100	55580.040.028
4X30MM	100	55580.040.030
4X32MM	100	55580.040.032
4X36MM	100	55580.040.036
4X40MM	100	55580.040.040
4X50MM	100	55580.040.050
5X5MM*	100	55580.050.005
5X6MM*	100	55580.050.006
5X8MM	100	55580.050.008
5X10MM	100	55580.050.010
5X12MM	100	55580.050.012
5X14MM	100	55580.050.014
5X16MM	100	55580.050.016
5X18MM	100	55580.050.018
5X20MM	100	55580.050.020
5X24MM	100	55580.050.024
5X28MM	100	55580.050.028
5X30MM	100	55580.050.030
5X32MM	100	55580.050.032
5X36MM	100	55580.050.036
5X40MM	100	55580.050.040
5X45MM	50	55580.050.045
5X50MM	50	55580.050.050
5X60MM	50	55580.050.060
6X6MM*	100	55580.060.006
6X8MM*	100	55580.060.008
6X10MM	100	55580.060.010
6X12MM	100	55580.060.012
6X14MM	100	55580.060.014
6X16MM	100	55580.060.016
6X18MM	100	55580.060.018
6X20MM	100	55580.060.020
6X24MM	100	55580.060.024
6X28MM	50	55580.060.028
6X30MM	50	55580.060.030
6X32MM	50	55580.060.032
6X36MM	50	55580.060.036
6X40MM	50	55580.060.040
6X45MM	50	55580.060.045
6X50MM	50	55580.060.050
6X55MM*	100	55580.060.055
6X60MM	50	55580.060.060
6X70MM*	100	55580.060.070
8X8MM*	100	55580.080.008
8X10MM	100	55580.080.010
8X12MM	100	55580.080.012
8X14MM	100	55580.080.014
8X16MM	100	55580.080.016
8X18MM	50	55580.080.018
8X20MM	100	55580.080.020
8X24MM	50	55580.080.024
8X28MM	50	55580.080.028
8X30MM	50	55580.080.030
8X32MM	50	55580.080.032
8X36MM	50	55580.080.036
8X40MM	50	55580.080.040
8X45MM	25	55580.080.045
8X50MM	25	55580.080.050
8X55MM*	100	55580.080.055
8X60MM	25	55580.080.060
8X70MM	25	55580.080.070
8X80MM	25	55580.080.080
10X12MM*	50	55580.100.012
10X14MM	25	55580.100.014
10X16MM	50	55580.100.016
10X18MM	25	55580.100.018
10X20MM	50	55580.100.020
10X24MM	50	55580.100.024
10X28MM	25	55580.100.028
10X30MM	50	55580.100.030
10X32MM	25	55580.100.032
10X36MM	25	55580.100.036
10X40MM	25	55580.100.040
10X45MM	25	55580.100.045
10X50MM	25	55580.100.050

55580 **Válcový kolík** ←

d_1 x L	✉	Kód výrobku	d_1 x L	✉	Kód výrobku	d_1 x L	✉	Kód výrobku
10X55MM	25	55580.100.055	12X36MM	25	55580.120.036	16X32MM*	25	55580.160.032
10X60MM	25	55580.100.060	12X40MM	25	55580.120.040	16X36MM*	25	55580.160.036
10X70MM	25	55580.100.070	12X45MM	10	55580.120.045	16X40MM*	25	55580.160.040
10X80MM	25	55580.100.080	12X50MM	10	55580.120.050	16X45MM*	25	55580.160.045
10X90MM	25	55580.100.090	12X55MM	10	55580.120.055	16X50MM*	25	55580.160.050
10X100MM	25	55580.100.100	12X60MM	10	55580.120.060	16X55MM*	25	55580.160.055
			12X70MM*	25	55580.120.070	16X60MM*	25	55580.160.060
12X16MM	25	55580.120.016	12X80MM	10	55580.120.080	16X70MM*	25	55580.160.070
12X18MM	25	55580.120.018	12X90MM	10	55580.120.090	16X80MM*	25	55580.160.080
12X20MM	25	55580.120.020	12X100MM	10	55580.120.100	16X90MM*	25	55580.160.090
12X24MM*	25	55580.120.024				16X100MM*	25	55580.160.100
12X28MM*	25	55580.120.028	16X24MM*	25	55580.160.024			
12X32MM	25	55580.120.032	16X28MM*	25	55580.160.028	20X100MM*	10	55580.200.100

Válcový kolík kalený, tolerance m6

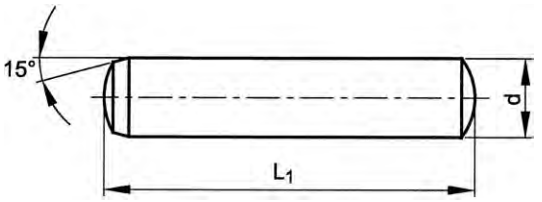

DIN	**6325**
ISO	8734 A
NEN	2282
NF	E27-475



- Válcové kolíky jsou nejčastěji používány v nástrojích, upínacích zařízeních a měřících přístrojích.
- Jmenovitá délka (L_1) zahrnuje zaoblené konce (tolerance js14).

39080 **Válcový kolík kalený, tolerance m6** **L11A**

Materiál Ocel 60 ± 2HRc



d x L_1	✉	Kód výrobku	d x L_1	✉	Kód výrobku	d x L_1	✉	Kód výrobku
1X4MM	100	39080.010.004	2,5X16MM	100	39080.025.016	4X32MM	100	39080.040.032
1X5MM	100	39080.010.005	2,5X18MM	100	39080.025.018	4X36MM	100	39080.040.036
1X6MM	100	39080.010.006	2,5X20MM	100	39080.025.020	4X40MM	100	39080.040.040
1X8MM	100	39080.010.008	2,5X24MM	100	39080.025.024	4X45MM	100	39080.040.045
1X10MM	100	39080.010.010	2,5X28MM	100	39080.025.028	4X50MM	100	39080.040.050
1X12MM	100	39080.010.012	2,5X32MM	100	39080.025.032	4X60MM	100	39080.040.060
			2,5X36MM	100	39080.025.036			
1,5X5MM	100	39080.015.005	2,5X40MM	100	39080.025.040	5X8MM	100	39080.050.008
1,5X6MM	100	39080.015.006	2,5X45MM	100	39080.025.045	5X10MM	100	39080.050.010
1,5X8MM	100	39080.015.008	2,5X50MM	100	39080.025.050	5X12MM	100	39080.050.012
1,5X10MM	100	39080.015.010				5X14MM	100	39080.050.014
1,5X12MM	100	39080.015.012	3X6MM	100	39080.030.006	5X16MM	100	39080.050.016
1,5X14MM	100	39080.015.014	3X8MM	100	39080.030.008	5X18MM	100	39080.050.018
1,5X16MM	100	39080.015.016	3X10MM	100	39080.030.010	5X20MM	100	39080.050.020
1,5X18MM	100	39080.015.018	3X12MM	100	39080.030.012	5X24MM	100	39080.050.024
1,5X20MM	100	39080.015.020	3X14MM	100	39080.030.014	5X26MM	100	39080.050.026
1,5X24MM	100	39080.015.024	3X16MM	100	39080.030.016	5X28MM	100	39080.050.028
1,5X28MM	100	39080.015.028	3X18MM	100	39080.030.018	5X30MM	100	39080.050.030
1,5X32MM	100	39080.015.032	3X20MM	100	39080.030.020	5X32MM	100	39080.050.032
			3X24MM	100	39080.030.024	5X36MM	100	39080.050.036
2X5MM	100	39080.020.005	3X28MM	100	39080.030.028	5X40MM	100	39080.050.040
2X6MM	100	39080.020.006	3X30MM	100	39080.030.030	5X45MM	50	39080.050.045
2X8MM	100	39080.020.008	3X32MM	100	39080.030.032	5X50MM	50	39080.050.050
2X10MM	100	39080.020.010	3X36MM	100	39080.030.036	5X55MM	50	39080.050.055
2X12MM	100	39080.020.012	3X40MM	100	39080.030.040	5X60MM	50	39080.050.060
2X14MM	100	39080.020.014	3X50MM	100	39080.030.050			
2X16MM	100	39080.020.016	3X60MM	100	39080.030.060	6X8MM	100	39080.060.008
2X20MM	100	39080.020.020				6X10MM	100	39080.060.010
2X24MM	100	39080.020.024	4X6MM	100	39080.040.006	6X12MM	100	39080.060.012
2X28MM	100	39080.020.028	4X8MM	100	39080.040.008	6X14MM	100	39080.060.014
2X30MM	100	39080.020.030	4X10MM	100	39080.040.010	6X16MM	100	39080.060.016
2X32MM	100	39080.020.032	4X12MM	100	39080.040.012	6X18MM	100	39080.060.018
2X36MM	100	39080.020.036	4X14MM	100	39080.040.014	6X20MM	100	39080.060.020
2X40MM	100	39080.020.040	4X16MM	100	39080.040.016	6X24MM	100	39080.060.024
			4X18MM	100	39080.040.018	6X26MM	100	39080.060.026
2,5X6MM	100	39080.025.006	4X20MM	100	39080.040.020	6X28MM	100	39080.060.028
2,5X8MM	100	39080.025.008	4X24MM	100	39080.040.024	6X30MM	100	39080.060.030
2,5X10MM	100	39080.025.010	4X26MM	100	39080.040.026	6X32MM	50	39080.060.032
2,5X12MM	100	39080.025.012	4X28MM	100	39080.040.028	6X36MM	50	39080.060.036
2,5X14MM	100	39080.025.014	4X30MM	100	39080.040.030	6X40MM	50	39080.060.040

39080 **Válcový kolík kalený, tolerance m6** ←

d x L_1	✉	Kód výrobku	d x L_1	✉	Kód výrobku	d x L_1	✉	Kód výrobku
6X45MM	50	39080.060.045	10X20MM	50	39080.100.020	12X100MM	10	39080.120.100
6X50MM	50	39080.060.050	10X24MM	50	39080.100.024	12X120MM	10	39080.120.120
6X55MM	50	39080.060.055	10X28MM	50	39080.100.028			
6X60MM	50	39080.060.060	10X30MM	50	39080.100.030	14X32MM	25	39080.140.032
6X70MM	25	39080.060.070	10X32MM	50	39080.100.032	14X36MM	25	39080.140.036
6X80MM	25	39080.060.080	10X36MM	25	39080.100.036	14X40MM	25	39080.140.040
			10X40MM	25	39080.100.040	14X50MM	25	39080.140.050
8X10MM	100	39080.080.010	10X45MM	25	39080.100.045	14X60MM	10	39080.140.060
8X12MM	100	39080.080.012	10X50MM	25	39080.100.050	14X80MM	10	39080.140.080
8X14MM	100	39080.080.014	10X55MM	25	39080.100.055	14X100MM	10	39080.140.100
8X16MM	100	39080.080.016	10X60MM	25	39080.100.060	14X120MM	10	39080.140.120
8X18MM	100	39080.080.018	10X70MM	25	39080.100.070			
8X20MM	100	39080.080.020	10X80MM	25	39080.100.080	16X36MM	10	39080.160.036
8X24MM	50	39080.080.024	10X90MM	25	39080.100.090	16X40MM	10	39080.160.040
8X26MM	50	39080.080.026	10X100MM	25	39080.100.100	16X50MM	10	39080.160.050
8X28MM	50	39080.080.028				16X60MM	10	39080.160.060
8X30MM	50	39080.080.030	12X16MM	25	39080.120.016	16X80MM	10	39080.160.080
8X32MM	50	39080.080.032	12X20MM	25	39080.120.020	16X100MM	10	39080.160.100
8X36MM	50	39080.080.036	12X24MM	25	39080.120.024	16X120MM	10	39080.160.120
8X40MM	50	39080.080.040	12X26MM	25	39080.120.026			
8X45MM	50	39080.080.045	12X28MM	25	39080.120.028	20X30MM	100	39080.200.030
8X50MM	25	39080.080.050	12X30MM	25	39080.120.030	20X32MM	10	39080.200.032
8X55MM	25	39080.080.055	12X32MM	25	39080.120.032	20X36MM	10	39080.200.036
8X60MM	25	39080.080.060	12X36MM	25	39080.120.036	20X40MM	10	39080.200.040
8X70MM	25	39080.080.070	12X40MM	25	39080.120.040	20X50MM	10	39080.200.050
8X80MM	25	39080.080.080	12X45MM	25	39080.120.045	20X60MM	10	39080.200.060
8X90MM	25	39080.080.090	12X50MM	25	39080.120.050	20X70MM	10	39080.200.070
8X100MM	25	39080.080.100	12X55MM	25	39080.120.055	20X80MM	10	39080.200.080
			12X60MM	25	39080.120.060	20X100MM	10	39080.200.100
10X12MM	50	39080.100.012	12X70MM	25	39080.120.070	20X120MM	10	39080.200.120
10X14MM	50	39080.100.014	12X80MM	10	39080.120.080			
10X16MM	50	39080.100.016	12X90MM	10	39080.120.090			

Válcový kolík kalený, tolerance h6

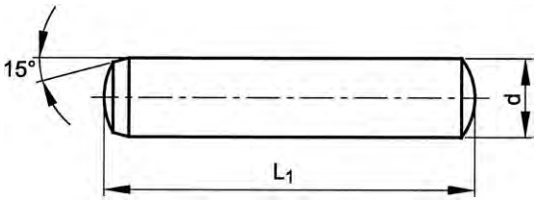

DIN	**≈6325**
ISO	≈8734 A
NEN	≈2282
NF	≈E27-475



- Válcové kolíky jsou nejčastěji používány v nástrojích, upínacích zařízeních a měřících přístrojích.
- d x L_1: Jmenovitá délka (L_1) zahrnuje zaoblené konce (tolerance js14).

39078 **Válcový kolík kalený, tolerance h6** **L11A**

Materiál Ocel 60 ± 2HRc



RoHS

d x L_1	✉	Kód výrobku	d x L_1	✉	Kód výrobku	d x L_1	✉	Kód výrobku
2X5MM	100	39078.020.005	3X14MM	100	39078.030.014	4X50MM	100	39078.040.050
2X6MM	100	39078.020.006	3X16MM	100	39078.030.016			
2X8MM	100	39078.020.008	3X20MM	100	39078.030.020	5X8MM	100	39078.050.008
2X10MM	100	39078.020.010	3X24MM	100	39078.030.024	5X10MM	100	39078.050.010
2X12MM	100	39078.020.012	3X28MM	100	39078.030.028	5X12MM	100	39078.050.012
2X14MM	100	39078.020.014	3X30MM	100	39078.030.030	5X14MM	100	39078.050.014
2X16MM	100	39078.020.016	3X32MM	100	39078.030.032	5X16MM	100	39078.050.016
2X20MM	100	39078.020.020	3X40MM	100	39078.030.040	5X20MM	100	39078.050.020
2X24MM	100	39078.020.024				5X24MM	100	39078.050.024
2X28MM	100	39078.020.028	4X8MM	100	39078.040.008	5X26MM	100	39078.050.026
			4X10MM	100	39078.040.010	5X28MM	100	39078.050.028
2,5X6MM	100	39078.025.006	4X12MM	100	39078.040.012	5X30MM	100	39078.050.030
2,5X8MM	100	39078.025.008	4X14MM	100	39078.040.014	5X32MM	100	39078.050.032
2,5X10MM	100	39078.025.010	4X16MM	100	39078.040.016	5X36MM	100	39078.050.036
2,5X16MM	100	39078.025.016	4X18MM	100	39078.040.018	5X40MM	100	39078.050.040
2,5X24MM	100	39078.025.024	4X20MM	100	39078.040.020	5X50MM	100	39078.050.050
			4X24MM	100	39078.040.024	5X60MM	100	39078.050.060
3X6MM	100	39078.030.006	4X28MM	100	39078.040.028			
3X8MM	100	39078.030.008	4X30MM	100	39078.040.030	6X10MM	100	39078.060.010
3X10MM	100	39078.030.010	4X32MM	100	39078.040.032	6X12MM	100	39078.060.012
3X12MM	100	39078.030.012	4X40MM	100	39078.040.040	6X14MM	100	39078.060.014

39078 **Válcový kolík kalený, tolerance h6** ←

d x L_1	✉	Kód výrobku	d x L_1	✉	Kód výrobku	d x L_1	✉	Kód výrobku
6X16MM	100	39078.060.016	8X36MM	50	39078.080.036	12X32MM	25	39078.120.032
6X18MM	100	39078.060.018	8X40MM	50	39078.080.040	12X36MM	25	39078.120.036
6X20MM	100	39078.060.020	8X50MM	25	39078.080.050	12X40MM	25	39078.120.040
6X24MM	100	39078.060.024	8X60MM	25	39078.080.060	12X45MM	25	39078.120.045
6X26MM	100	39078.060.026	8X70MM	25	39078.080.070	12X50MM	25	39078.120.050
6X28MM	100	39078.060.028	8X80MM	25	39078.080.080	12X60MM	25	39078.120.060
6X30MM	100	39078.060.030				12X80MM	10	39078.120.080
6X32MM	50	39078.060.032	10X20MM	50	39078.100.020	12X100MM	10	39078.120.100
6X36MM	50	39078.060.036	10X24MM	50	39078.100.024			
6X40MM	50	39078.060.040	10X28MM	50	39078.100.028	16X40MM	10	39078.160.040
6X45MM	50	39078.060.045	10X30MM	50	39078.100.030	16X50MM	10	39078.160.050
6X50MM	50	39078.060.050	10X32MM	50	39078.100.032	16X60MM	10	39078.160.060
6X60MM	50	39078.060.060	10X36MM	25	39078.100.036	16X80MM	10	39078.160.080
			10X40MM	25	39078.100.040	16X100MM	10	39078.160.100
8X16MM	100	39078.080.016	10X50MM	25	39078.100.050			
8X20MM	100	39078.080.020	10X60MM	25	39078.100.060	20X40MM	10	39078.200.040
8X24MM	50	39078.080.024	10X80MM	25	39078.100.080	20X50MM	10	39078.200.050
8X28MM	50	39078.080.028	10X100MM	25	39078.100.100	20X60MM	10	39078.200.060
8X30MM	50	39078.080.030				20X80MM	10	39078.200.080
8X32MM	50	39078.080.032	12X24MM	25	39078.120.024			

Kuželový kolík s vnějším závitem

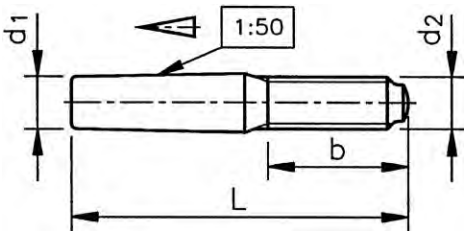

DIN **7977**
ISO 8737
NEN 2462



Technické údaje

d_1	b	d_2	d_1	b	d_2
5	14	M5	**12**	27	M12
6	18	M6	**16**	35	M16
8	22	M8	**20**	35	M16
10	24	M10			

- d_1x L: Jmenovitá délka (L) zahrnuje zaoblené konce (tolerance js15).

39011 **Kuželový kolík s vnějším závitem** **L11A**

Materiál Automatová ocel



RoHS

d_1 x L	✉	Kód výrobku	d_1 x L	✉	Kód výrobku	d_1 x L	✉	Kód výrobku
5X40MM	50	39011.050.040	8X75MM	10	39011.080.075			
5X45MM	50	39011.050.045				16X85MM	5	39011.160.085
5X50MM	50	39011.050.050	10X60MM	10	39011.100.060	16X100MM	5	39011.160.100
			10X65MM	10	39011.100.065	16X120MM	5	39011.160.120
6X45MM	25	39011.060.045	10X75MM	10	39011.100.075	16X140MM	5	39011.160.140
6X50MM	25	39011.060.050	10X85MM	10	39011.100.085	16X160MM	5	39011.160.160
6X55MM	25	39011.060.055	10X100MM	10	39011.100.100			
6X60MM	25	39011.060.060				20X100MM	5	39011.200.100
			12X75MM	5	39011.120.075	20X120MM	5	39011.200.120
8X55MM	10	39011.080.055	12X85MM	5	39011.120.085	20X140MM	5	39011.200.140
8X60MM	10	39011.080.060	12X100MM	5	39011.120.100	20X160MM	5	39011.200.160
8X65MM	10	39011.080.065	12X120MM	5	39011.120.120			

Kuželový kolík broušený s vnitřním závitem

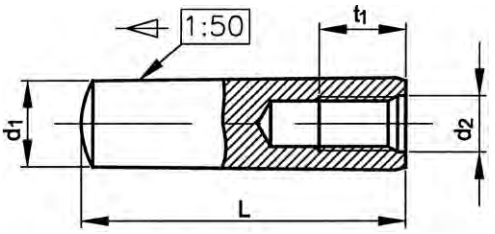

DIN	**7978 A**
ISO	8736 A
NEN	2463
NF	E27-479



Technické údaje

d_1	d_2	t_1	d_1	d_2	t_1
6	M4	6	**12**	M8	12
8	M5	8	**16**	M10	16
10	M6	10	**20**	M12	18

- d_1x L: Jmenovitá délka (L) zahrnuje zaoblené konce (tolerance js15).

39012 **Kuželový kolík broušený s vnitřním závitem** **L11A**

Materiál Automatová ocel



d_1 x L	✉	Kód výrobku	d_1 x L	✉	Kód výrobku	d_1 x L	✉	Kód výrobku
6X16MM	50	39012.060.016	8X50MM	10	39012.080.050	12X60MM	10	39012.120.060
6X24MM	50	39012.060.024	8X60MM	10	39012.080.060	12X70MM	10	39012.120.070
6X28MM	50	39012.060.028	8X70MM	10	39012.080.070	12X80MM	5	39012.120.080
6X30MM	50	39012.060.030				12X100MM	5	39012.120.100
6X32MM	25	39012.060.032	10X24MM	25	39012.100.024			
6X36MM	25	39012.060.036	10X28MM	25	39012.100.028	16X40MM	5	39012.160.040
6X40MM	25	39012.060.040	10X32MM	25	39012.100.032	16X50MM	5	39012.160.050
6X50MM	25	39012.060.050	10X40MM	10	39012.100.040	16X60MM	5	39012.160.060
6X60MM	25	39012.060.060	10X50MM	10	39012.100.050	16X80MM	5	39012.160.080
			10X60MM	10	39012.100.060	16X90MM	5	39012.160.090
8X20MM	50	39012.080.020	10X70MM	10	39012.100.070	16X100MM	5	39012.160.100
8X24MM	25	39012.080.024	10X80MM	10	39012.100.080	16X120MM	5	39012.160.120
8X28MM	25	39012.080.028	10X100MM	10	39012.100.100			
8X30MM	25	39012.080.030				20X60MM	5	39012.200.060
8X32MM	25	39012.080.032	12X32MM	10	39012.120.032	20X80MM	5	39012.200.080
8X36MM	25	39012.080.036	12X40MM	10	39012.120.040	20X100MM	5	39012.200.100
8X40MM	25	39012.080.040	12X50MM	10	39012.120.050	20X120MM	5	39012.200.120

Válcový kolík kalený s vnitřním závitem

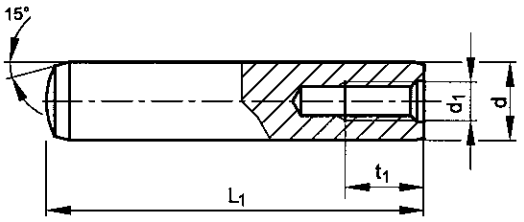

DIN	**7979 D**
ISO	8735 A
NEN	2464
NF	E27-475



Technické údaje

d (m6)	d_1	t_1	d (m6)	d_1	t_1
5 (≠DIN)	M3	4	**14**	M8	12
6	M4	6	**16**	M8	12
8	M5	8	**20**	M10	16
10	M6	10	**25**	M16	24
12	M6	10	**30**	M20	30

- d x L_1: Jmenovitá délka (L_1) zahrnuje zaoblené konce (tolerance js15).

39090 **Válcový kolík kalený s vnitřním závitem** **L11A**

Materiál Ocel 60 ± 2HRc



d x L_1	✉	Kód výrobku	d x L_1	✉	Kód výrobku	d x L_1	✉	Kód výrobku
5X12MM	100	39090.050.012	8X40MM	25	39090.080.040	12X50MM	10	39090.120.050
5X16MM	50	39090.050.016	8X45MM	25	39090.080.045	12X60MM	10	39090.120.060
5X20MM	50	39090.050.020	8X50MM	10	39090.080.050	12X70MM	10	39090.120.070
5X24MM	50	39090.050.024	8X60MM	10	39090.080.060	12X80MM	5	39090.120.080
5X28MM	50	39090.050.028	8X70MM	10	39090.080.070	12X100MM	5	39090.120.100
5X30MM	25	39090.050.030	8X80MM	50	39090.080.080			
5X32MM	25	39090.050.032				14X60MM	5	39090.140.060
5X36MM	25	39090.050.036	10X20MM	25	39090.100.020			
5X40MM	25	39090.050.040	10X24MM	25	39090.100.024	16X32MM	5	39090.160.032
			10X28MM	25	39090.100.028	16X40MM	5	39090.160.040
6X16MM	50	39090.060.016	10X30MM	25	39090.100.030	16X50MM	5	39090.160.050
6X20MM	50	39090.060.020	10X32MM	25	39090.100.032	16X60MM	5	39090.160.060
6X24MM	50	39090.060.024	10X36MM	10	39090.100.036	16X70MM	5	39090.160.070
6X28MM	50	39090.060.028	10X40MM	10	39090.100.040	16X80MM	5	39090.160.080
6X30MM	50	39090.060.030	10X45MM	10	39090.100.045	16X90MM	5	39090.160.090
6X32MM	25	39090.060.032	10X50MM	10	39090.100.050	16X100MM	5	39090.160.100
6X40MM	25	39090.060.040	10X60MM	10	39090.100.060	16X120MM	5	39090.160.120
6X45MM	25	39090.060.045	10X70MM	10	39090.100.070			
6X50MM	25	39090.060.050	10X80MM	10	39090.100.080	20X50MM	5	39090.200.050
6X60MM	25	39090.060.060	10X100MM	10	39090.100.100	20X60MM	5	39090.200.060
						20X70MM	5	39090.200.070
8X16MM	50	39090.080.016	12X24MM	10	39090.120.024	20X80MM	5	39090.200.080
8X20MM	50	39090.080.020	12X28MM	10	39090.120.028	20X100MM	5	39090.200.100
8X24MM	25	39090.080.024	12X30MM	10	39090.120.030	20X120MM	5	39090.200.120
8X28MM	25	39090.080.028	12X32MM	10	39090.120.032			
8X30MM	25	39090.080.030	12X36MM	10	39090.120.036	25X60MM	5	39090.250.060
8X32MM	25	39090.080.032	12X40MM	10	39090.120.040	25X70MM	5	39090.250.070
8X36MM	25	39090.080.036	12X45MM	10	39090.120.045			

Rýhovaný kolík s rovnoběžným drážkováním po celé délce a čepem

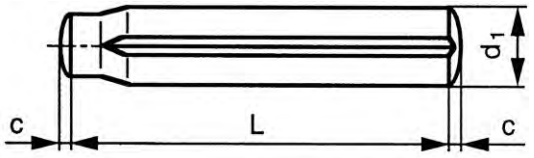

DIN	**1470**
ISO	8739
NEN	2601



Technické údaje

d_1	c ≈	Tolerance	V	d_1	c ≈	Tolerance	V
1.5	0.2	h9	1.6	**4**	0.5	h11	10.6
2	0.25	h9	2.85	**5**	0.6	h11	16.5
2.5	0.3	h9	4.25	**6**	0.8	h11	22.8
3	0.4	h9	6.15	**8**	1	h11	40.5

- V = Střihová pevnost dvojitá min. v kN.
- Pro průměr otvoru d_1(nom.) je doporučeno toleranční pole H11.
- Jmenovitá délka (L) nezahrnuje zaoblené konce (tolerance js15).

Příklad použití

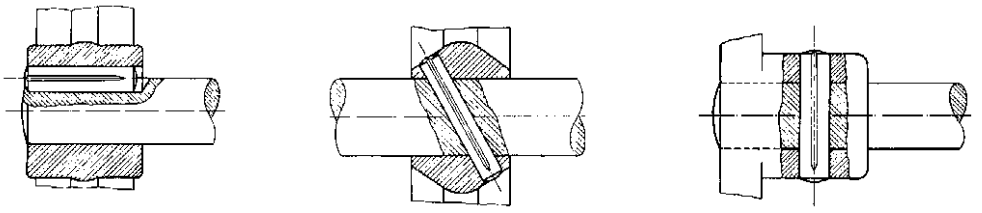

39700 **Rýhovaný kolík s rovnoběžným drážkováním po celé délce a čepem** **L11F**

Materiál Automatová ocel



d_1 x L	✉	Kód výrobku	d_1 x L	✉	Kód výrobku	d_1 x L	✉	Kód výrobku
1,5X4MM	200	39700.015.004	3X20MM	200	39700.030.020	6X16MM	100	39700.060.016
1,5X6MM	200	39700.015.006	3X30MM	200	39700.030.030	6X20MM	100	39700.060.020
1,5X8MM	200	39700.015.008				6X24MM	100	39700.060.024
1,5X10MM	200	39700.015.010	4X8MM	200	39700.040.008	6X30MM	100	39700.060.030
1,5X16MM	200	39700.015.016	4X10MM	200	39700.040.010	6X36MM	100	39700.060.036
			4X12MM	200	39700.040.012	6X40MM	100	39700.060.040
2X5MM	200	39700.020.005	4X16MM	200	39700.040.016	6X45MM	100	39700.060.045
2X6MM	200	39700.020.006	4X20MM	200	39700.040.020	6X50MM	100	39700.060.050
2X8MM	200	39700.020.008	4X24MM	200	39700.040.024	6X60MM	100	39700.060.060
2X10MM	200	39700.020.010	4X30MM	200	39700.040.030			
2X16MM	200	39700.020.016	4X36MM	100	39700.040.036	8X12MM	100	39700.080.012
2X20MM	200	39700.020.020	4X40MM	100	39700.040.040	8X16MM	100	39700.080.016
2X24MM	200	39700.020.024				8X20MM	100	39700.080.020
			5X12MM	200	39700.050.012	8X24MM	100	39700.080.024
2,5X10MM	200	39700.025.010	5X16MM	200	39700.050.016	8X30MM	100	39700.080.030
2,5X12MM	200	39700.025.012	5X20MM	100	39700.050.020	8X36MM	50	39700.080.036
2,5X16MM	200	39700.025.016	5X24MM	100	39700.050.024	8X40MM	50	39700.080.040
2,5X20MM	200	39700.025.020	5X30MM	100	39700.050.030	8X45MM	50	39700.080.045
			5X36MM	100	39700.050.036	8X50MM	50	39700.080.050
3X10MM	200	39700.030.010	5X40MM	100	39700.050.040	8X60MM	50	39700.080.060
3X12MM	200	39700.030.012				8X70MM	50	39700.080.070
3X16MM	200	39700.030.016	6X10MM	100	39700.060.010			

Rýhovaný kolík se zkosenou drážkou po celé délce

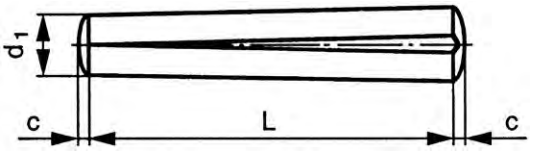

DIN	**1471**
ISO	8744
NEN	2602



Technické údaje

d_1	c ≈	Tolerance	V	d_1	c ≈	Tolerance	V
1.5	0.2	h9	1.6	4	0.5	h11	10.6
2	0.25	h9	2.85	5	0.63	h11	16.5
2.5	0.3	h9	4.25	6	0.8	h11	22.8
3	0.4	h9	6.15	8	1	h11	40.5

- V = Střihová pevnost dvojitá min. v kN.
- Pro průměr otvoru d_1(nom.) je doporučeno toleranční pole H11.
- Jmenovitá délka (L) nezahrnuje zaoblené konce (tolerance js15).

Příklad použití

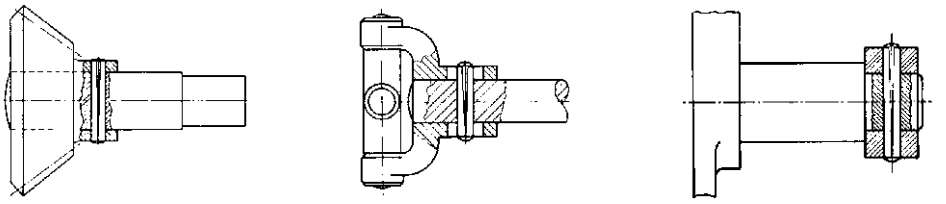

Skupiny produktů

Materiál	Kód	Strana
Automatová ocel	39710	9-14
NO A1	51585	9-15

39710 **Rýhovaný kolík se zkosenou drážkou po celé délce** **L11F**

Materiál Automatová ocel

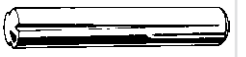

d_1 x L	✉	Kód výrobku	d_1 x L	✉	Kód výrobku	d_1 x L	✉	Kód výrobku
1,5X4MM	200	39710.015.004				5X30MM	100	39710.050.030
1,5X5MM	200	39710.015.005	3X6MM	200	39710.030.006	5X36MM	100	39710.050.036
1,5X8MM	200	39710.015.008	3X8MM	200	39710.030.008	5X40MM	100	39710.050.040
1,5X10MM	200	39710.015.010	3X10MM	200	39710.030.010			
1,5X16MM	200	39710.015.016	3X12MM	200	39710.030.012	6X10MM	100	39710.060.010
1,5X20MM	200	39710.015.020	3X16MM	200	39710.030.016	6X12MM	100	39710.060.012
			3X20MM	200	39710.030.020	6X16MM	100	39710.060.016
2X5MM	200	39710.020.005	3X24MM	200	39710.030.024	6X20MM	100	39710.060.020
2X6MM	200	39710.020.006				6X24MM	100	39710.060.024
2X8MM	200	39710.020.008	4X8MM	200	39710.040.008	6X30MM	100	39710.060.030
2X10MM	200	39710.020.010	4X10MM	200	39710.040.010	6X40MM	100	39710.060.040
2X12MM	200	39710.020.012	4X12MM	200	39710.040.012	6X45MM	100	39710.060.045
2X16MM	200	39710.020.016	4X16MM	200	39710.040.016	6X50MM	100	39710.060.050
2X20MM	200	39710.020.020	4X20MM	200	39710.040.020	6X60MM	100	39710.060.060
2X24MM	200	39710.020.024	4X24MM	200	39710.040.024			
2X30MM	200	39710.020.030	4X30MM	200	39710.040.030	8X12MM	100	39710.080.012
			4X36MM	100	39710.040.036	8X16MM	100	39710.080.016
2,5X6MM	200	39710.025.006	4X40MM	100	39710.040.040	8X20MM	100	39710.080.020
2,5X8MM	200	39710.025.008				8X24MM	100	39710.080.024
2,5X10MM	200	39710.025.010	5X10MM	200	39710.050.010	8X30MM	100	39710.080.030
2,5X12MM	200	39710.025.012	5X12MM	200	39710.050.012	8X40MM	50	39710.080.040
2,5X16MM	200	39710.025.016	5X16MM	200	39710.050.016	8X50MM	50	39710.080.050
2,5X20MM	200	39710.025.020	5X20MM	100	39710.050.020	8X60MM	50	39710.080.060
2,5X30MM	200	39710.025.030	5X24MM	100	39710.050.024	8X70MM	50	39710.080.070

51585	Rýhovaný kolík se zkosenou drážkou po celé délce	R09A
Materiál	Nerezocel A1	



d_1 x L	✉	Kód výrobku	d_1 x L	✉	Kód výrobku	d_1 x L	✉	Kód výrobku
2X8MM*	500	51585.020.008				5X35MM*	200	51585.050.035
2X10MM*	500	51585.020.010	4X8MM*	200	51585.040.008	5X40MM*	200	51585.050.040
2X12MM*	500	51585.020.012	4X12MM*	200	51585.040.012			
2X16MM*	500	51585.020.016	4X16MM*	200	51585.040.016	6X10MM*	100	51585.060.010
2X20MM*	500	51585.020.020	4X20MM*	200	51585.040.020	6X12MM*	100	51585.060.012
			4X25MM*	200	51585.040.025	6X16MM*	100	51585.060.016
2,5X20MM*	500	51585.025.020	4X40MM*	200	51585.040.040	6X20MM*	100	51585.060.020
						6X25MM*	100	51585.060.025
3X8MM*	500	51585.030.008	5X8MM*	200	51585.050.008	6X30MM*	100	51585.060.030
3X10MM*	500	51585.030.010	5X10MM*	200	51585.050.010	6X40MM*	100	51585.060.040
3X12MM*	500	51585.030.012	5X12MM*	200	51585.050.012			
3X16MM*	500	51585.030.016	5X16MM*	200	51585.050.016	8X30MM*	50	51585.080.030
3X18MM*	500	51585.030.018	5X20MM*	200	51585.050.020	8X40MM*	50	51585.080.040
3X20MM*	500	51585.030.020	5X25MM*	200	51585.050.025	8X60MM*	50	51585.080.060
3X25MM*	500	51585.030.025	5X30MM*	200	51585.050.030			

Rýhovaný kolík se zkosenou drážkou do poloviny délky

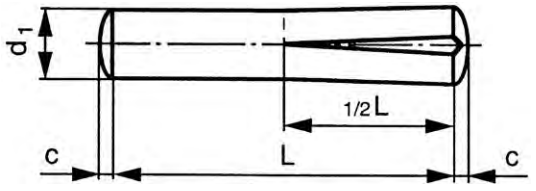

DIN	**1472**
ISO	8745
NEN	2603



Technické údaje

d_1	c ≈	Tolerance	V	d_1	c ≈	Tolerance	V
1.5	0.2	h9	1.6	4	0.5	h11	10.6
2	0.25	h9	2.85	5	0.6	h11	16.5
2.5	0.3	h9	4.25	6	0.8	h11	22.8
3	0.4	h9	6.15	8	1	h11	40.5

- V = Střihová pevnost dvojitá min. v kN.
- Pro průměr otvoru d_1(nom.) je doporučeno toleranční pole H11.
- Jmenovitá délka (L) nezahrnuje zaoblené konce (tolerance js15).

Příklad použití

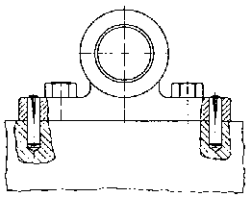

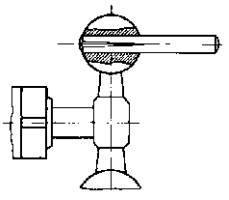

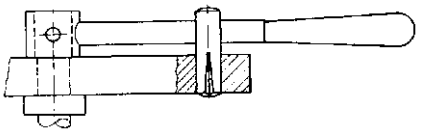

Skupiny produktů

Materiál	Kód	Strana
Automatová ocel	39720	9-16
NO A1	51586	9-16

39720 Rýhovaný kolík se zkosenou drážkou do poloviny délky — L11F

Materiál Automatová ocel



d_1 x L	✉	Kód výrobku
1,5X4MM	200	39720.015.004
1,5X6MM	200	39720.015.006
1,5X8MM	200	39720.015.008
1,5X12MM	200	39720.015.012
1,5X16MM	200	39720.015.016
2X6MM	200	39720.020.006
2X8MM	200	39720.020.008
2X10MM	200	39720.020.010
2X12MM	200	39720.020.012
2X16MM	200	39720.020.016
2X20MM	200	39720.020.020
2,5X6MM	200	39720.025.006
2,5X10MM	200	39720.025.010
2,5X12MM	200	39720.025.012
2,5X16MM	200	39720.025.016
2,5X20MM	250	39720.025.020
3X8MM	200	39720.030.008
3X10MM	200	39720.030.010
3X12MM	200	39720.030.012
3X16MM	200	39720.030.016

d_1 x L	✉	Kód výrobku
3X20MM	200	39720.030.020
3X24MM	200	39720.030.024
3X30MM	200	39720.030.030
4X8MM	200	39720.040.008
4X10MM	200	39720.040.010
4X12MM	200	39720.040.012
4X16MM	200	39720.040.016
4X20MM	200	39720.040.020
4X24MM	200	39720.040.024
4X28MM	200	39720.040.028
4X30MM	200	39720.040.030
4X36MM	100	39720.040.036
5X8MM	200	39720.050.008
5X10MM	200	39720.050.010
5X12MM	200	39720.050.012
5X16MM	200	39720.050.016
5X20MM	100	39720.050.020
5X24MM	100	39720.050.024
5X30MM	100	39720.050.030
5X40MM	100	39720.050.040

d_1 x L	✉	Kód výrobku
6X10MM	100	39720.060.010
6X12MM	100	39720.060.012
6X16MM	100	39720.060.016
6X20MM	100	39720.060.020
6X24MM	100	39720.060.024
6X30MM	100	39720.060.030
6X36MM	100	39720.060.036
6X40MM	100	39720.060.040
6X50MM	100	39720.060.050
6X60MM	100	39720.060.060
8X12MM	100	39720.080.012
8X16MM	100	39720.080.016
8X20MM	100	39720.080.020
8X24MM	100	39720.080.024
8X30MM	100	39720.080.030
8X36MM	50	39720.080.036
8X40MM	50	39720.080.040
8X45MM	50	39720.080.045
8X50MM	50	39720.080.050
8X60MM	50	39720.080.060
8X70MM	50	39720.080.070

51586 Rýhovaný kolík se zkosenou drážkou do poloviny délky — R09A

Materiál Nerezocel A1



d_1 x L	✉	Kód výrobku
2X6MM*	500	51586.020.006
2X8MM*	500	51586.020.008
2X10MM*	500	51586.020.010
2X12MM*	500	51586.020.012
2X16MM*	500	51586.020.016
3X6MM*	500	51586.030.006
3X8MM*	500	51586.030.008
3X10MM*	500	51586.030.010
3X12MM*	500	51586.030.012
3X16MM*	500	51586.030.016
3X18MM*	500	51586.030.018
3X20MM*	500	51586.030.020
3X25MM*	500	51586.030.025
4X8MM*	200	51586.040.008
4X10MM*	200	51586.040.010
4X12MM*	200	51586.040.012

d_1 x L	✉	Kód výrobku
4X16MM*	200	51586.040.016
4X18MM*	200	51586.040.018
4X20MM*	200	51586.040.020
4X25MM*	200	51586.040.025
4X30MM*	200	51586.040.030
4X35MM*	200	51586.040.035
4X40MM*	200	51586.040.040
5X10MM*	200	51586.050.010
5X12MM*	200	51586.050.012
5X16MM*	200	51586.050.016
5X18MM*	200	51586.050.018
5X20MM*	200	51586.050.020
5X25MM*	200	51586.050.025
5X30MM*	200	51586.050.030
5X40MM*	200	51586.050.040
6X12MM*	100	51586.060.012

d_1 x L	✉	Kód výrobku
6X16MM*	100	51586.060.016
6X18MM*	100	51586.060.018
6X20MM*	100	51586.060.020
6X25MM*	100	51586.060.025
6X30MM*	100	51586.060.030
6X35MM*	100	51586.060.035
6X40MM*	100	51586.060.040
6X50MM*	100	51586.060.050
8X12MM*	50	51586.080.012
8X16MM*	50	51586.080.016
8X20MM*	50	51586.080.020
8X25MM*	50	51586.080.025
8X30MM*	50	51586.080.030
8X35MM*	50	51586.080.035
8X40MM*	50	51586.080.040
8X60MM*	50	51586.080.060

Rýhovaný kolík s rovnoběžným drážkováním po celé délce a zkosením

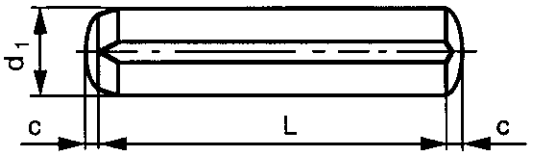

DIN	**1473**
ISO	8740
NEN	2604



Technické údaje

d_1	c ≈	Tolerance	V	d_1	c ≈	Tolerance	V
1.5	0.2	h9	1.6	**4**	0.4	h11	10.6
2	0.25	h9	2.85	**5**	0.6	h11	16.5
2.5	0.3	h9	4.25	**6**	0.8	h11	22.8
3	0.4	h9	6.15	**8**	1	h11	40.5

- V = Střihová pevnost dvojitá min. v kN.
- Pro průměr otvoru d_1(nom.) je doporučeno toleranční pole H11.
- Jmenovitá délka (L) nezahrnuje zaoblené konce (tolerance js15).

Příklad použití

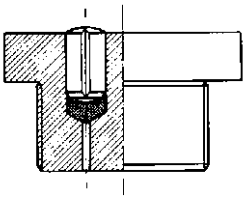

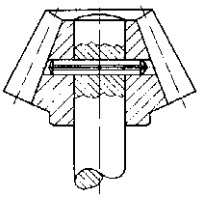

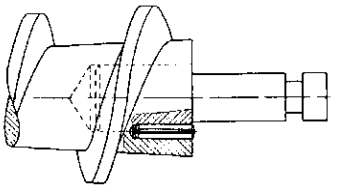

Skupiny produktů

Materiál	Kód	Strana
Automatová ocel	39730	9-17
NO A1	51582	9-18

39730 **Rýhovaný kolík s rovnoběžným drážkováním po celé délce a zkosením** **L11F**

Materiál Automatová ocel

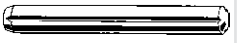

d_1 x L	✉	Kód výrobku	d_1 x L	✉	Kód výrobku	d_1 x L	✉	Kód výrobku
1,5X5MM	200	39730.015.005	3X10MM	200	39730.030.010	5X40MM	100	39730.050.040
1,5X6MM	200	39730.015.006	3X12MM	200	39730.030.012			
1,5X8MM	200	39730.015.008	3X16MM	200	39730.030.016	6X10MM	100	39730.060.010
1,5X10MM	200	39730.015.010	3X20MM	200	39730.030.020	6X12MM	100	39730.060.012
1,5X12MM	200	39730.015.012	3X24MM	200	39730.030.024	6X16MM	100	39730.060.016
1,5X16MM	200	39730.015.016	3X30MM	200	39730.030.030	6X20MM	100	39730.060.020
						6X24MM	100	39730.060.024
2X5MM	200	39730.020.005	4X8MM	200	39730.040.008	6X30MM	100	39730.060.030
2X6MM	200	39730.020.006	4X10MM	200	39730.040.010	6X36MM	100	39730.060.036
2X8MM	200	39730.020.008	4X12MM	200	39730.040.012	6X40MM	100	39730.060.040
2X10MM	200	39730.020.010	4X16MM	200	39730.040.016	6X45MM	100	39730.060.045
2X12MM	200	39730.020.012	4X20MM	200	39730.040.020	6X50MM	100	39730.060.050
2X16MM	200	39730.020.016	4X24MM	200	39730.040.024	6X60MM	100	39730.060.060
2X20MM	200	39730.020.020	4X30MM	200	39730.040.030			
2X24MM	200	39730.020.024	4X36MM	100	39730.040.036	8X12MM	100	39730.080.012
2X30MM	200	39730.020.030	4X40MM	100	39730.040.040	8X16MM	100	39730.080.016
						8X20MM	100	39730.080.020
2,5X10MM	200	39730.025.010	5X8MM	200	39730.050.008	8X24MM	100	39730.080.024
2,5X12MM	200	39730.025.012	5X10MM	200	39730.050.010	8X30MM	100	39730.080.030
2,5X16MM	200	39730.025.016	5X12MM	200	39730.050.012	8X36MM	50	39730.080.036
2,5X20MM	200	39730.025.020	5X16MM	200	39730.050.016	8X40MM	50	39730.080.040
2,5X24MM	200	39730.025.024	5X20MM	100	39730.050.020	8X45MM	50	39730.080.045
			5X24MM	100	39730.050.024	8X50MM	50	39730.080.050
3X6MM	200	39730.030.006	5X30MM	100	39730.050.030	8X60MM	50	39730.080.060
3X8MM	200	39730.030.008	5X36MM	100	39730.050.036	8X70MM	50	39730.080.070

51582	Rýhovaný kolík s rovnoběžným drážkováním po celé délce a zkosením	R09A

Materiál Nerezocel A1



d_1 x L	✉	Kód výrobku	d_1 x L	✉	Kód výrobku	d_1 x L	✉	Kód výrobku
2X8MM*	500	51582.020.008	4X20MM*	200	51582.040.020	6X18MM*	100	51582.060.018
2X10MM*	500	51582.020.010	4X25MM*	200	51582.040.025	6X20MM*	100	51582.060.020
2X12MM*	500	51582.020.012	4X30MM*	200	51582.040.030	6X25MM*	100	51582.060.025
2X16MM*	500	51582.020.016	4X35MM*	200	51582.040.035	6X30MM*	100	51582.060.030
2X20MM*	500	51582.020.020	4X40MM*	200	51582.040.040	6X35MM*	100	51582.060.035
						6X40MM*	100	51582.060.040
3X8MM*	500	51582.030.008	5X10MM*	200	51582.050.010	6X45MM*	100	51582.060.045
3X10MM*	500	51582.030.010	5X12MM*	200	51582.050.012	6X50MM*	100	51582.060.050
3X12MM*	500	51582.030.012	5X16MM*	200	51582.050.016	6X60MM*	100	51582.060.060
3X16MM*	500	51582.030.016	5X20MM*	200	51582.050.020			
3X18MM*	500	51582.030.018	5X25MM*	200	51582.050.025	8X12MM*	50	51582.080.012
3X20MM*	500	51582.030.020	5X30MM*	200	51582.050.030	8X16MM*	50	51582.080.016
3X25MM*	500	51582.030.025	5X35MM*	200	51582.050.035	8X20MM*	50	51582.080.020
			5X40MM*	200	51582.050.040	8X25MM*	50	51582.080.025
4X8MM*	200	51582.040.008				8X30MM*	50	51582.080.030
4X10MM*	200	51582.040.010	6X10MM*	100	51582.060.010	8X35MM*	50	51582.080.035
4X12MM*	200	51582.040.012	6X12MM*	100	51582.060.012	8X40MM*	50	51582.080.040
4X16MM*	200	51582.040.016	6X16MM*	100	51582.060.016	8X50MM*	50	51582.080.050
4X18MM*	200	51582.040.018						

Rýhovaný kolík s opačně zkosenou drážkou do poloviny délky

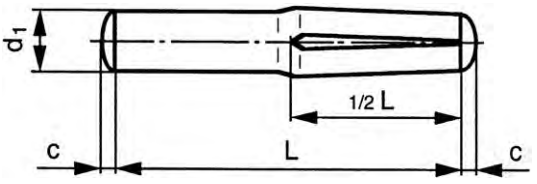

DIN	**1474**
ISO	8741
NEN	2605



Technické údaje

d_1	c ≈	Tolerance	V	d_1	c ≈	Tolerance	V
1.5	0.2	h9	1.6	4	0.5	h11	10.6
2	0.25	h9	2.85	5	0.63	h11	16.5
2.5	0.3	h9	4.25	6	0.8	h11	22.8
3	0.4	h9	6.15	8	1	h11	40.5

- V = Střihová pevnost dvojitá min. v kN.
- Pro průměr otvoru d_1(nom.) je doporučeno toleranční pole H11.
- Jmenovitá délka (L) nezahrnuje zaoblené konce (tolerance js15).

9

Příklad použití

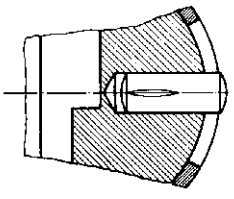

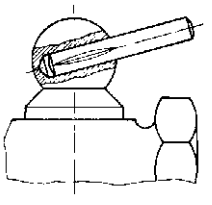

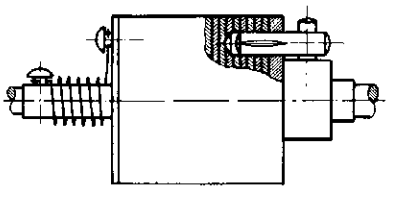

Skupiny produktů

Materiál	Kód	Strana
Automatová ocel	39740	9-19
NO A1	51583	9-19

39740 Rýhovaný kolík s opačně zkosenou drážkou do poloviny délky L11F

Materiál Automatová ocel



d_1 x L	✉	Kód výrobku
1,5X5MM	200	39740.015.005
1,5X6MM	200	39740.015.006
1,5X8MM	200	39740.015.008
1,5X10MM	200	39740.015.010
1,5X12MM	200	39740.015.012
2X5MM	200	39740.020.005
2X6MM	200	39740.020.006
2X8MM	200	39740.020.008
2X10MM	200	39740.020.010
2X12MM	200	39740.020.012
2X16MM	200	39740.020.016
2,5X6MM	200	39740.025.006
2,5X8MM	200	39740.025.008
2,5X10MM	200	39740.025.010
2,5X12MM	200	39740.025.012
2,5X16MM	200	39740.025.016
3X6MM	200	39740.030.006
3X8MM	200	39740.030.008
3X10MM	200	39740.030.010
3X12MM	200	39740.030.012
3X16MM	200	39740.030.016
3X20MM	200	39740.030.020
3X24MM	200	39740.030.024
3X30MM	200	39740.030.030
4X8MM	200	39740.040.008
4X10MM	200	39740.040.010
4X12MM	200	39740.040.012
4X16MM	200	39740.040.016
4X20MM	200	39740.040.020
4X24MM	200	39740.040.024
4X30MM	200	39740.040.030
4X36MM	100	39740.040.036
5X8MM	200	39740.050.008
5X10MM	200	39740.050.010
5X12MM	200	39740.050.012
5X16MM	200	39740.050.016
5X20MM	100	39740.050.020
5X24MM	100	39740.050.024
5X30MM	100	39740.050.030
5X36MM	100	39740.050.036
6X12MM	100	39740.060.012
6X16MM	100	39740.060.016
6X20MM	100	39740.060.020
6X24MM	100	39740.060.024
6X30MM	100	39740.060.030
6X40MM	100	39740.060.040
6X45MM	100	39740.060.045
6X50MM	100	39740.060.050
6X60MM	100	39740.060.060
8X12MM	100	39740.080.012
8X16MM	100	39740.080.016
8X20MM	100	39740.080.020
8X24MM	100	39740.080.024
8X30MM	100	39740.080.030
8X36MM	50	39740.080.036
8X40MM	50	39740.080.040
8X45MM	50	39740.080.045
8X50MM	50	39740.080.050
8X60MM	50	39740.080.060
8X70MM	50	39740.080.070

51583 Rýhovaný kolík s opačně zkosenou drážkou do poloviny délky R09A

Materiál Nerezocel A1



d_1 x L	✉	Kód výrobku
2X8MM*	500	51583.020.008
2X10MM*	500	51583.020.010
2X12MM*	500	51583.020.012
2X16MM*	500	51583.020.016
3X8MM*	500	51583.030.008
3X10MM*	500	51583.030.010
3X12MM*	500	51583.030.012
3X16MM*	500	51583.030.016
4X10MM*	200	51583.040.010
4X12MM*	200	51583.040.012
4X16MM*	200	51583.040.016
4X20MM*	200	51583.040.020
4X25MM*	200	51583.040.025
5X12MM*	200	51583.050.012
5X16MM*	200	51583.050.016
5X18MM*	200	51583.050.018
5X20MM*	200	51583.050.020
5X25MM*	200	51583.050.025
5X35MM*	200	51583.050.035
6X16MM*	100	51583.060.016
6X20MM*	100	51583.060.020
6X30MM*	100	51583.060.030
6X40MM*	100	51583.060.040
8X40MM*	100	51583.080.040

Rýhovaný kolík se střední drážkou třetinové délky

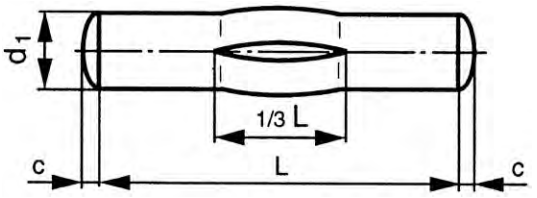

DIN	**1475**
ISO	8742
NEN	2606



Technické údaje

d_1	c ≈	Tolerance	V	d_1	c ≈	Tolerance	V
1.5	0.2	h9	1.6	4	0.5	h11	10.6
2	0.25	h9	2.85	5	0.6	h11	16.5
2.5	0.3	h9	4.25	6	0.8	h11	22.8
3	0.4	h11	6.15	8	1	h11	40.5

- V = Střihová pevnost dvojitá min. v kN.
- Pro průměr otvoru d_1(nom.) je doporučeno toleranční pole H11.
- Jmenovitá délka (L) nezahrnuje zaoblené konce (tolerance js15).

Příklad použití

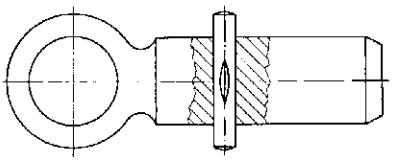

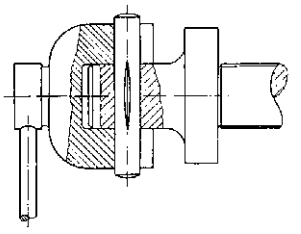

39750 **Rýhovaný kolík se střední drážkou třetinové délky** **L11F**

Materiál Automatová ocel

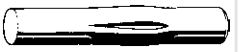

d_1 x L	✉	Kód výrobku	d_1 x L	✉	Kód výrobku	d_1 x L	✉	Kód výrobku
1,5X8MM	200	39750.015.008	3X12MM	200	39750.030.012	5X40MM	100	39750.050.040
1,5X10MM	200	39750.015.010	3X16MM	200	39750.030.016			
1,5X16MM	200	39750.015.016	3X20MM	200	39750.030.020	6X12MM	100	39750.060.012
			3X24MM	200	39750.030.024	6X16MM	100	39750.060.016
2X6MM	200	39750.020.006	3X30MM	200	39750.030.030	6X20MM	100	39750.060.020
2X10MM	200	39750.020.010				6X24MM	100	39750.060.024
2X12MM	200	39750.020.012	4X12MM	200	39750.040.012	6X30MM	100	39750.060.030
2X16MM	200	39750.020.016	4X16MM	200	39750.040.016	6X36MM	100	39750.060.036
2X20MM	200	39750.020.020	4X20MM	200	39750.040.020	6X40MM	100	39750.060.040
2X24MM	200	39750.020.024	4X24MM	200	39750.040.024	6X45MM	100	39750.060.045
			4X30MM	200	39750.040.030	6X50MM	100	39750.060.050
2,5X8MM	200	39750.025.008	4X36MM	100	39750.040.036	6X60MM	100	39750.060.060
2,5X10MM	200	39750.025.010	4X40MM	100	39750.040.040			
2,5X12MM	200	39750.025.012				8X20MM	100	39750.080.020
2,5X16MM	200	39750.025.016	5X10MM	200	39750.050.010	8X24MM	100	39750.080.024
2,5X20MM	200	39750.025.020	5X12MM	200	39750.050.012	8X30MM	100	39750.080.030
2,5X24MM	200	39750.025.024	5X16MM	200	39750.050.016	8X36MM	50	39750.080.036
2,5X30MM	200	39750.025.030	5X20MM	100	39750.050.020	8X40MM	50	39750.080.040
			5X24MM	100	39750.050.024	8X45MM	50	39750.080.045
3X6MM	200	39750.030.006	5X30MM	100	39750.050.030	8X50MM	50	39750.080.050
3X8MM	200	39750.030.008	5X36MM	100	39750.050.036	8X60MM	50	39750.080.060
3X10MM	200	39750.030.010						

Rýhovaný hřeb s půlkulovou hlavou

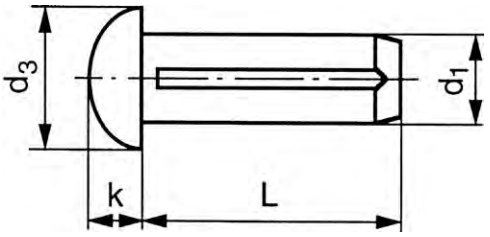

DIN	**1476**
ISO	8746
NEN	2460



Technické údaje

d_1	d_3	k	Tolerance
1.4	2.4	0.8	0/ - 0.05
1.7 (≠DIN)	3	1	0/ - 0.05
2	3.5	1.2	0/ - 0.05
2.5	4.4	1.4	0/ - 0.05
2.6 (≠DIN)	4.5	1.6	0/ - 0.075
3	5.2	1.8	0/ - 0.075
4	7	2.4	0/ - 0.1
5	8.8	3	0/ - 0.1
6	10.5	3.6	0/ - 0.1

- Pro průměr otvoru d_1(nom.) je doporučeno toleranční pole H11.
- Jmenovitá délka (L) je s tolerancí js15.

Skupiny produktů

Materiál	Kód	Strana
Oc UTS 36-2	39760	9-21
NO A2	51589	9-21

39760 **Rýhovaný hřeb s půlkulovou hlavou** **L11F**

Materiál Ocel USt 36-2

d_1 x L	✉	Kód výrobku
1,4X3MM	200	39760.014.003
1,4X4MM	200	39760.014.004
1,4X6MM	200	39760.014.006
1,7X3MM	200	39760.017.003
1,7X4MM	200	39760.017.004
1,7X5MM	200	39760.017.005
1,7X6MM	200	39760.017.006
2X3MM	200	39760.020.003
2X4MM	200	39760.020.004
2X5MM	200	39760.020.005
2X6MM	200	39760.020.006
2X8MM	200	39760.020.008
2X10MM	200	39760.020.010
2,6X3MM	200	39760.026.003

d_1 x L	✉	Kód výrobku
2,6X4MM	200	39760.026.004
2,6X5MM	200	39760.026.005
2,6X6MM	200	39760.026.006
2,6X8MM	200	39760.026.008
2,6X10MM	200	39760.026.010
3X4MM	200	39760.030.004
3X5MM	200	39760.030.005
3X6MM	200	39760.030.006
3X8MM	200	39760.030.008
3X10MM	200	39760.030.010
3X12MM	200	39760.030.012
3X15MM	200	39760.030.015
4X6MM	200	39760.040.006
4X8MM	200	39760.040.008

d_1 x L	✉	Kód výrobku
4X10MM	200	39760.040.010
4X12MM	200	39760.040.012
4X15MM	200	39760.040.015
5X8MM	200	39760.050.008
5X10MM	200	39760.050.010
5X12MM	200	39760.050.012
5X15MM	200	39760.050.015
5X20MM	200	39760.050.020
5X25MM	200	39760.050.025
6X10MM	200	39760.060.010
6X12MM	200	39760.060.012
6X15MM	200	39760.060.015
6X20MM	200	39760.060.020
6X25MM	200	39760.060.025

51589 **Rýhovaný hřeb s půlkulovou hlavou** **R09A**

Materiál Nerezocel A2

d_1 x L	✉	Kód výrobku
2X3MM*	500	51589.020.003
2X4MM*	500	51589.020.004
2X5MM*	500	51589.020.005
2X6MM*	500	51589.020.006
2X8MM*	500	51589.020.008
2X10MM*	500	51589.020.010

d_1 x L	✉	Kód výrobku
2,5X3MM*	500	51589.025.003
2,5X4MM*	500	51589.025.004
2,5X5MM*	500	51589.025.005
2,5X6MM*	500	51589.025.006
2,5X8MM*	500	51589.025.008
2,5X10MM*	500	51589.025.010

d_1 x L	✉	Kód výrobku
3X4MM*	500	51589.030.004
3X5MM	500	51589.030.005
3X6MM*	500	51589.030.006
3X8MM*	500	51589.030.008
3X10MM*	500	51589.030.010
3X12MM*	500	51589.030.012
3X16MM*	500	51589.030.016

51589 **Rýhovaný hřeb s půlkulovou hlavou** ←

d_1 x L	✉	Kód výrobku	d_1 x L	✉	Kód výrobku	d_1 x L	✉	Kód výrobku
			4X10MM*	200	51589.040.010	5X8MM*	200	51589.050.008
4X5MM*	200	51589.040.005	4X12MM*	200	51589.040.012	5X10MM*	200	51589.050.010
4X6MM*	200	51589.040.006				5X12MM*	200	51589.050.012
4X8MM*	200	51589.040.008	5X6MM*	200	51589.050.006	5X16MM*	200	51589.050.016

Narážecí šroub

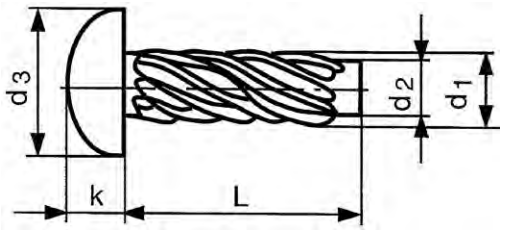

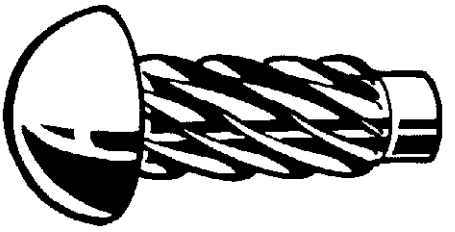

Technické údaje

d_1	d_2	d_3	k	Otvor ø ≈
1.5	1.35	2.5	0.8	1.4
1.9	1.7	3.2	1.2	1.7
2.5	2.15	4.1	1.7	2.2
2.9	2.65	5.3	2.1	2.6
3.5	3.1	6.6	2.6	3.1

27410 **Narážecí šroub** **J04A**

Materiál Ocel
Povrchová úprava Poniklované

RoHS



d_1 x L	✉	Kód výrobku	d_1 x L	✉	Kód výrobku	d_1 x L	✉	Kód výrobku
1,5X3,2MM	500	27410.015.003				2,9X6,5MM	500	27410.029.006
1,5X4,7MM	500	27410.015.004	2,5X3,2MM	500	27410.025.003	2,9X8MM	500	27410.029.008
1,5X6,5MM	500	27410.015.006	2,5X4,7MM	500	27410.025.004			
			2,5X6,5MM	500	27410.025.006	3,5X6,5MM	500	27410.035.006
1,9X3,2MM	500	27410.019.003				3,5X8MM	500	27410.035.008
1,9X4,7MM	500	27410.019.004	2,9X4,7MM	500	27410.029.004	3,5X9,5MM	500	27410.035.009
1,9X6,5MM	500	27410.019.006						

Pružný rovný kolík (spirální kolík) vinutý, standardní zatížení

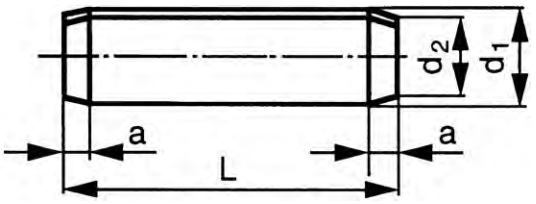

ISO	**8750**
DIN	7343
NEN	2553

Technické údaje

d (nom.)	a ≈	d_1 (max.)	d_1 (min.)	d_2	V
1	0.3	1.15	1.05	0.95	0.6
1.5	0.5	1.73	1.62	1.4	1.45
2	0.7	2.25	2.13	1.9	2.5
2.5	0.7	2.78	2.65	2.4	3.9
3	0.9	3.3	3.15	2.9	5.5
4	1.1	4.4	4.2	3.9	9.6
5	1.3	5.5	5.25	4.85	15
6	1.5	6.5	6.25	5.85	22
8	2	8.63	8.3	7.8	39
10	2.5	10.8	10.35	9.75	62
12	3	12.85	12.4	11.7	89
14	3.5	14.95	14.45	13.6	120
16	4	17	16.45	15.6	155

- V = Střihová pevnost dvojitá min. v kN.
- Speciální vlastnosti pružných rovných kolíků (spirálních kolíků):
- Používány pro demontovatelné spoje (polohování) dvou nebo více dílů, lze je rovněž použít jako hřídele a závěsné, dorazové a podpěrné kolíky.
- Díky svému spirálnímu průřezu (cca 2.1/4 vinutí) jsou pružné rovné kolíky (spirální kolíky) velmi flexibilní a vhodné k vícenásobnému použití při dynamickém zatížení.
- Rovnoměrné rozložení sil oproti celé stěně v celém průřezu způsobuje těsné lícování, které je schopno absorbovat střihovésily bez ohledu na jejich směr.
- Náběh na obou koncích umožňuje snadné vkládání a automatickou montáž.
- Pro průměr otvoru d (nom.) je doporučena tolerance H12, s výjimkou d (nom.) = 1 mm, kde je doporučena tolerance H10.

Příklad použití

39140 **Pružný rovný kolík (spirální kolík) vinutý, standardní zatížení** **L09A**

Materiál Pružinová ocel 420-560 HV30



RoHS

d (nom.) x L	✉	Kód výrobku	d (nom.) x L	✉	Kód výrobku	d (nom.) x L	✉	Kód výrobku
1,5X4MM	200	39140.015.004	2,5X16MM	200	39140.025.016	4X18MM	200	39140.040.018
1,5X6MM	200	39140.015.006	2,5X18MM	200	39140.025.018	4X20MM	200	39140.040.020
1,5X8MM	200	39140.015.008	2,5X20MM	200	39140.025.020	4X22MM	200	39140.040.022
1,5X10MM	200	39140.015.010	2,5X24MM	200	39140.025.024	4X24MM	200	39140.040.024
1,5X12MM	200	39140.015.012				4X26MM	200	39140.040.026
1,5X14MM	200	39140.015.014	3X8MM	200	39140.030.008	4X28MM	200	39140.040.028
1,5X16MM	200	39140.015.016	3X10MM	200	39140.030.010	4X30MM	200	39140.040.030
			3X12MM	200	39140.030.012	4X32MM	100	39140.040.032
2X6MM	200	39140.020.006	3X14MM	200	39140.030.014	4X35MM	100	39140.040.035
2X8MM	200	39140.020.008	3X16MM	200	39140.030.016	4X40MM	100	39140.040.040
2X10MM	200	39140.020.010	3X20MM	200	39140.030.020			
2X12MM	200	39140.020.012	3X22MM	200	39140.030.022	5X12MM	200	39140.050.012
2X14MM	200	39140.020.014	3X24MM	200	39140.030.024	5X16MM	200	39140.050.016
2X16MM	200	39140.020.016	3X26MM	200	39140.030.026	5X20MM	100	39140.050.020
2X20MM	200	39140.020.020	3X28MM	200	39140.030.028	5X22MM	100	39140.050.022
			3X30MM	200	39140.030.030	5X24MM	100	39140.050.024
2,5X8MM	200	39140.025.008				5X26MM	100	39140.050.026
2,5X10MM	200	39140.025.010	4X10MM	200	39140.040.010	5X28MM	100	39140.050.028
2,5X12MM	200	39140.025.012	4X12MM	200	39140.040.012	5X30MM	100	39140.050.030
2,5X14MM	200	39140.025.014	4X16MM	200	39140.040.016	5X32MM	100	39140.050.032

39140 **Pružný rovný kolík (spirální kolík) vinutý, standardní zatížení** ←

d (nom.) x L	✉	Kód výrobku	d (nom.) x L	✉	Kód výrobku	d (nom.) x L	✉	Kód výrobku
5X35MM	100	39140.050.035	8X32MM	50	39140.080.032	12X30MM	25	39140.120.030
5X40MM	100	39140.050.040	8X35MM	50	39140.080.035	12X35MM	25	39140.120.035
5X45MM	100	39140.050.045	8X40MM	50	39140.080.040	12X40MM	25	39140.120.040
			8X50MM	50	39140.080.050	12X50MM	10	39140.120.050
6X12MM	200	39140.060.012	8X60MM	50	39140.080.060	12X55MM	10	39140.120.055
6X16MM	200	39140.060.016	8X70MM	25	39140.080.070	12X60MM	10	39140.120.060
6X20MM	100	39140.060.020				12X70MM	10	39140.120.070
6X24MM	100	39140.060.024	10X20MM	50	39140.100.020	12X80MM	10	39140.120.080
6X26MM	100	39140.060.026	10X22MM	50	39140.100.022	12X85MM	10	39140.120.085
6X28MM	100	39140.060.028	10X24MM	50	39140.100.024	12X90MM	10	39140.120.090
6X30MM	100	39140.060.030	10X28MM	50	39140.100.028	12X100MM	10	39140.120.100
6X32MM	100	39140.060.032	10X30MM	50	39140.100.030	12X120MM	10	39140.120.120
6X35MM	100	39140.060.035	10X35MM	25	39140.100.035			
6X40MM	100	39140.060.040	10X40MM	25	39140.100.040	16X40MM	5	39140.160.040
6X45MM	50	39140.060.045	10X45MM	25	39140.100.045	16X50MM	5	39140.160.050
6X50MM	50	39140.060.050	10X50MM	25	39140.100.050	16X60MM	5	39140.160.060
			10X60MM	25	39140.100.060	16X80MM	5	39140.160.080
8X20MM	100	39140.080.020	10X70MM	25	39140.100.070	16X90MM	5	39140.160.090
8X24MM	100	39140.080.024	10X80MM	10	39140.100.080	16X100MM	5	39140.160.100
8X30MM	50	39140.080.030				16X120MM	5	39140.160.120

- UPOZORNĚNÍ: Elektrolytické pokovení těchto produktů může způsobit vodíkovou křehkost.

Pružný rovný kolík (spirální kolík) vinutý, standardní zatížení A2

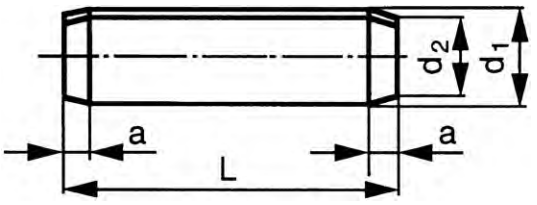

ISO	**≈8750**
DIN	≈7343
NEN	≈2553

Technické údaje

d (nom.)	a ≈	d_1 (max.)	d_1 (min.)	d_2	V
1	0.3	1.15	1.05	0.95	0.45
1.5	0.5	1.73	1.62	1.4	1.05
2	0.7	2.25	2.13	1.9	1.9
2.5	0.7	2.78	2.65	2.4	2.9
3	0.9	3.3	3.15	2.9	4.2
4	1.1	4.4	4.2	3.9	7.6
5	1.3	5.5	5.25	4.85	11.5
6	1.5	6.5	6.25	5.85	16.8
8	2	8.63	8.3	7.8	30

- V = Střihová pevnost dvojitá min. v kN.
- Speciální vlastnosti pružných rovných kolíků (spirálních kolíků):
- Používány pro demontovatelné spoje (polohování) dvou nebo více dílů, lze je rovněž použít jako hřídele a závěsné, dorazové a podpěrné kolíky.
- Díky svému spirálnímu průřezu (cca 2.1/4 vinutí) jsou pružné rovné kolíky (spirální kolíky) velmi flexibilní a vhodné k vícenásobnému použití při dynamickém zatížení.
- Rovnoměrné rozložení sil oproti celé stěně v celém průřezu způsobuje těsné lícování, které je schopno zachycovat smykové síly bez ohledu na jejich směr.
- Náběh na obou koncích umožňuje snadné vkládání a automatickou montáž.
- Typ austenitické oceli dle výběru výrobce a rozsahem typů ocelí uvedených v ISO 3506
- Pro průměr otvoru d (nom.) je doporučena tolerance H12, s výjimkou d (nom.) = 1 mm, kde je doporučena tolerance H10.

51430 **Pružný rovný kolík (spirální kolík) vinutý, standardní zatížení** **R09A**

Materiál Nerezocel A2



d (nom.) x L	✉	Kód výrobku	d (nom.) x L	✉	Kód výrobku	d (nom.) x L	✉	Kód výrobku
1X4MM	200	51430.010.004	1,5X12MM	200	51430.015.012	2X18MM	200	51430.020.018
1X6MM	200	51430.010.006	1,5X14MM	200	51430.015.014	2X20MM	200	51430.020.020
1X8MM	200	51430.010.008	1,5X16MM	200	51430.015.016			
1X10MM	200	51430.010.010				2,5X6MM*	1000	51430.025.006
1X12MM	200	51430.010.012	2X5MM*	1000	51430.020.005	2,5X8MM	200	51430.025.008
			2X6MM	200	51430.020.006	2,5X10MM	200	51430.025.010
1,5X4MM	200	51430.015.004	2X8MM	200	51430.020.008	2,5X12MM	200	51430.025.012
1,5X5MM	200	51430.015.005	2X10MM	200	51430.020.010	2,5X14MM	200	51430.025.014
1,5X6MM*	1000	51430.015.006	2X12MM	200	51430.020.012	2,5X16MM	200	51430.025.016
1,5X8MM	200	51430.015.008	2X14MM	200	51430.020.014	2,5X18MM	200	51430.025.018
1,5X10MM	200	51430.015.010	2X16MM	200	51430.020.016	2,5X20MM	200	51430.025.020

51430 **Pružný rovný kolík (spirální kolík) vinutý, standardní zatížení** ←

d (nom.) x L	✉	Kód výrobku	d (nom.) x L	✉	Kód výrobku	d (nom.) x L	✉	Kód výrobku
2,5X24MM	200	51430.025.024	4X28MM	200	51430.040.028	6X14MM	200	51430.060.014
			4X30MM	200	51430.040.030	6X16MM	200	51430.060.016
3X8MM	200	51430.030.008	4X32MM*	500	51430.040.032	6X18MM	100	51430.060.018
3X10MM	200	51430.030.010	4X35MM	100	51430.040.035	6X20MM	100	51430.060.020
3X12MM	200	51430.030.012	4X40MM	100	51430.040.040	6X22MM	100	51430.060.022
3X14MM	200	51430.030.014	4X45MM*	500	51430.040.045	6X24MM	100	51430.060.024
3X16MM	200	51430.030.016	4X50MM*	500	51430.040.050	6X26MM	100	51430.060.026
3X18MM	200	51430.030.018				6X28MM	100	51430.060.028
3X20MM	200	51430.030.020	5X10MM*	500	51430.050.010	6X30MM	100	51430.060.030
3X22MM	200	51430.030.022	5X12MM	200	51430.050.012	6X32MM	100	51430.060.032
3X24MM	200	51430.030.024	5X14MM	200	51430.050.014	6X35MM	100	51430.060.035
3X26MM	200	51430.030.026	5X16MM	200	51430.050.016	6X40MM	100	51430.060.040
3X28MM	200	51430.030.028	5X18MM	100	51430.050.018	6X45MM	100	51430.060.045
3X30MM	200	51430.030.030	5X20MM	100	51430.050.020	6X50MM	100	51430.060.050
3X32MM*	500	51430.030.032	5X22MM*	500	51430.050.022			
			5X24MM	100	51430.050.024	8X16MM	100	51430.080.016
4X8MM	200	51430.040.008	5X26MM	100	51430.050.026	8X20MM	100	51430.080.020
4X10MM	200	51430.040.010	5X28MM	100	51430.050.028	8X24MM	100	51430.080.024
4X12MM	200	51430.040.012	5X30MM	100	51430.050.030	8X26MM	50	51430.080.026
4X14MM	200	51430.040.014	5X32MM	100	51430.050.032	8X28MM	50	51430.080.028
4X16MM	200	51430.040.016	5X35MM	100	51430.050.035	8X30MM	50	51430.080.030
4X18MM	200	51430.040.018	5X40MM	100	51430.050.040	8X32MM	50	51430.080.032
4X20MM	200	51430.040.020	5X45MM	100	51430.050.045	8X35MM	50	51430.080.035
4X22MM	200	51430.040.022	5X50MM	100	51430.050.050	8X40MM	50	51430.080.040
4X24MM	200	51430.040.024				8X45MM	50	51430.080.045
4X26MM	200	51430.040.026	6X12MM	200	51430.060.012	8X50MM	50	51430.080.050

Pružný rovný kolík (spirální kolík) vinutý, těžké zatížení

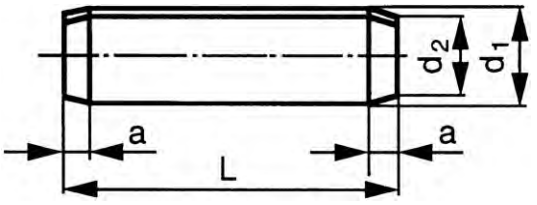

ISO	**8748**
DIN	7344
NEN	2554

Technické údaje

d (nom.)	a ≈	d_1 (max.)	d_1 (min.)	d_2	V
1.5	0.5	1.71	1.61	1.4	1.9
2	0.7	2.21	2.11	1.9	3.5
2.5	0.7	2.73	2.62	2.4	5.5
3	0.9	3.25	3.12	2.9	7.6
4	1.1	4.3	4.15	3.9	13.5
5	1.3	5.35	5.15	4.85	20
6	1.5	6.4	6.18	5.85	30

- V = Střihová pevnost dvojitá min. v kN.
- Speciální vlastnosti pružných rovných kolíků (spirálních kolíků):
- Používány pro demontovatelné spoje (polohování) dvou nebo více dílů, lze je rovněž použít jako hřídele a závěsné, dorazové a podpěrné kolíky.
- Díky svému spirálnímu průřezu (cca 2.1/4 vinutí) jsou pružné rovné kolíky (spirálové kolíky) velmi flexibilní a vhodné k vícenásobnému použití při dynamickém zatížení.
- Rovnoměrné rozložení sil oproti celé stěně v celém průřezu způsobuje těsné lícování, které je schopno absorbovat střihové síly bez ohledu na jejich směr.
- Náběh na obou koncích umožňuje snadné vkládání a automatickou montáž.
- Pro průměr otvoru d (nom.) je doporučena tolerance H12, s výjimkou d (nom.) = 1 mm, kde je doporučena tolerance H10.

39150 **Pružný rovný kolík (spirální kolík) vinutý, těžké zatížení** **L09A**

Materiál Pružinová ocel 420-560 HV30

RoHS



d (nom.) x L	✉	Kód výrobku	d (nom.) x L	✉	Kód výrobku	d (nom.) x L	✉	Kód výrobku
1,5X4MM	200	39150.015.004	2X6MM	200	39150.020.006	2,5X12MM	200	39150.025.012
1,5X5MM	200	39150.015.005	2X8MM	200	39150.020.008	2,5X14MM	200	39150.025.014
1,5X6MM	200	39150.015.006	2X10MM	200	39150.020.010	2,5X16MM	200	39150.025.016
1,5X8MM	200	39150.015.008	2X12MM	200	39150.020.012	2,5X18MM	200	39150.025.018
1,5X10MM	200	39150.015.010	2X14MM	200	39150.020.014	2,5X20MM	200	39150.025.020
1,5X12MM	200	39150.015.012	2X16MM	200	39150.020.016	2,5X22MM	200	39150.025.022
1,5X14MM	200	39150.015.014	2X20MM	200	39150.020.020	2,5X24MM	200	39150.025.024
1,5X16MM	200	39150.015.016						
			2,5X10MM	200	39150.025.010	3X8MM	200	39150.030.008

39150 **Pružný rovný kolík (spirální kolík) vinutý, těžké zatížení** ←

d (nom.) x L	✉	Kód výrobku	d (nom.) x L	✉	Kód výrobku	d (nom.) x L	✉	Kód výrobku
3X10MM	200	39150.030.010	4X26MM	200	39150.040.026	5X35MM	100	39150.050.035
3X12MM	200	39150.030.012	4X28MM	200	39150.040.028	5X40MM	100	39150.050.040
3X14MM	200	39150.030.014	4X30MM	200	39150.040.030	5X45MM	100	39150.050.045
3X16MM	200	39150.030.016	4X32MM	100	39150.040.032			
3X20MM	200	39150.030.020	4X35MM	100	39150.040.035	6X14MM	100	39150.060.014
3X22MM	200	39150.030.022	4X40MM	100	39150.040.040	6X16MM	100	39150.060.016
3X24MM	200	39150.030.024				6X18MM	100	39150.060.018
3X28MM	200	39150.030.028	5X12MM	200	39150.050.012	6X20MM	100	39150.060.020
3X30MM	200	39150.030.030	5X14MM	200	39150.050.014	6X22MM	100	39150.060.022
			5X16MM	200	39150.050.016	6X24MM	100	39150.060.024
4X10MM	200	39150.040.010	5X18MM	100	39150.050.018	6X26MM	100	39150.060.026
4X12MM	200	39150.040.012	5X20MM	100	39150.050.020	6X28MM	100	39150.060.028
4X14MM	200	39150.040.014	5X22MM	100	39150.050.022	6X30MM	100	39150.060.030
4X16MM	200	39150.040.016	5X24MM	100	39150.050.024	6X32MM	100	39150.060.032
4X18MM	200	39150.040.018	5X26MM	100	39150.050.026	6X35MM	100	39150.060.035
4X20MM	200	39150.040.020	5X28MM	100	39150.050.028	6X40MM	100	39150.060.040
4X22MM	200	39150.040.022	5X30MM	100	39150.050.030	6X50MM	100	39150.060.050
4X24MM	200	39150.040.024	5X32MM	100	39150.050.032			

- UPOZORNĚNÍ: Elektrolytické pokovení těchto produktů může způsobit vodíkovou křehkost.

Pružný kolík rovný se štěrbinou, těžké zatížení

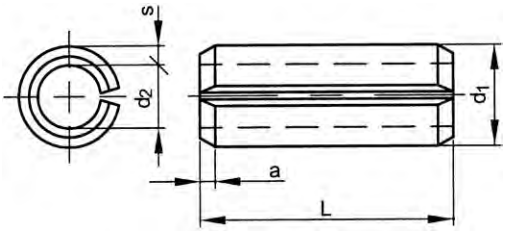

ISO	**8752**
DIN	1481
NEN	2458
BS	7060

Technické údaje

d (nom.)	a (min.)	d_1 (max.)	d_1 (min.)	d_2 ≈	s	V
1.5	0.25	1.8	1.7	1.1	0.3	1.58
2	0.35	2.4	2.3	1.5	0.4	2.82
2.5	0.4	2.9	2.8	1.8	0.5	4.38
3	0.5	3.5	3.3	2.1	0.6	6.32
3.5	0.6	4	3.8	2.3	0.75	9.06
4	0.65	4.6	4.4	2.8	0.8	11.24
4.5	0.8	5.1	4.9	2.9	1	15.36
5	0.9	5.6	5.4	3.4	1	17.54
6	1.2	6.7	6.4	3.9	1.25	26.04
7 (≠DIN)	2	7.8	7.5	4.5	1.5	31.4
8	1.6	8.8	8.5	5.5	1.5	42.76
9 (≠DIN)	2	9.8	9.5	5.5	2	60.66
10	2	10.8	10.5	6.5	2	70.16
12	2	12.8	12.5	7.5	2.5	104.1
13	2	13.8	13.5	8.5	2.5	115.1
14	2	14.8	14.4	8.5	3	144.7
16	2	16.8	16.5	10.5	3	171
18	2	18.9	18.5	11.5	3.5	222.5
20	3	20.9	20.5	12.5	4	280.6

- V = Střihová pevnost dvojitá min. v kN.
- Pro průměr otvoru d (nom.) je doporučena tolerance H12.

Přednosti pružných válcových kolíků:
- používají se ke vzájemnému spojení dvou nebo více konstrukčních prvků
- velmi vhodné pro tlumení namáhání na střih
- mohou být použity pro omezení pohybu při lehkých šroubových spojeních, viz níže:

jmenovitý **d** pružného válcového kolíku	6	8	10	12	16	18
určeno pro velikost šroubu	M3	M4	M5	M6	M8	M10
s podložkou dle DIN 7349	3,2	4,3	5,3	6,4	8,4	10,5

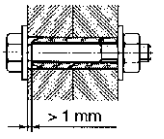

39100 Pružný kolík rovný se štěrbinou, těžké zatížení L09A

Materiál Pružinová ocel 420-560 HV30

d (nom.) x L	✉	Kód výrobku
1,5X6MM	200	39100.015.006
1,5X8MM	200	39100.015.008
1,5X10MM	200	39100.015.010
1,5X12MM	200	39100.015.012
1,5X16MM	200	39100.015.016
1,5X20MM	200	39100.015.020
2X4MM	200	39100.020.004
2X8MM	200	39100.020.008
2X10MM	200	39100.020.010
2X12MM	200	39100.020.012
2X14MM	200	39100.020.014
2X16MM	200	39100.020.016
2X20MM	200	39100.020.020
2X24MM	200	39100.020.024
2X26MM	200	39100.020.026
2X30MM	200	39100.020.030
2X40MM	200	39100.020.040
2,5X6MM	1	39100.025.006
2,5X8MM	200	39100.025.008
2,5X10MM	200	39100.025.010
2,5X12MM	200	39100.025.012
2,5X16MM	200	39100.025.016
2,5X18MM	200	39100.025.018
2,5X20MM	200	39100.025.020
2,5X24MM	200	39100.025.024
2,5X26MM	200	39100.025.026
2,5X28MM	200	39100.025.028
2,5X30MM	200	39100.025.030
2,5X35MM	200	39100.025.035
2,5X40MM	200	39100.025.040
3X6MM	200	39100.030.006
3X8MM	200	39100.030.008
3X10MM	200	39100.030.010
3X12MM	200	39100.030.012
3X14MM	200	39100.030.014
3X16MM	200	39100.030.016
3X18MM	200	39100.030.018
3X20MM	200	39100.030.020
3X22MM	200	39100.030.022
3X24MM	200	39100.030.024
3X26MM	200	39100.030.026
3X28MM	200	39100.030.028
3X30MM	200	39100.030.030
3X32MM	200	39100.030.032
3X35MM	200	39100.030.035
3X40MM	200	39100.030.040
3X45MM	200	39100.030.045
3X50MM	200	39100.030.050
3,5X10MM	200	39100.035.010
3,5X12MM	200	39100.035.012
3,5X16MM	200	39100.035.016
3,5X18MM	200	39100.035.018
3,5X20MM	200	39100.035.020
3,5X22MM	200	39100.035.022
3,5X24MM	200	39100.035.024
3,5X26MM	200	39100.035.026
3,5X30MM	200	39100.035.030
3,5X32MM	200	39100.035.032
3,5X35MM	200	39100.035.035
3,5X40MM	200	39100.035.040
3,5X45MM	200	39100.035.045
3,5X50MM	200	39100.035.050
4X8MM	200	39100.040.008
4X10MM	200	39100.040.010

d (nom.) x L	✉	Kód výrobku
4X12MM	200	39100.040.012
4X14MM	200	39100.040.014
4X16MM	200	39100.040.016
4X18MM	200	39100.040.018
4X20MM	200	39100.040.020
4X22MM	200	39100.040.022
4X24MM	200	39100.040.024
4X26MM	200	39100.040.026
4X28MM	200	39100.040.028
4X30MM	200	39100.040.030
4X32MM	100	39100.040.032
4X35MM	100	39100.040.035
4X40MM	100	39100.040.040
4X45MM	100	39100.040.045
4X50MM	100	39100.040.050
4X60MM	100	39100.040.060
4,5X10MM	200	39100.045.010
4,5X12MM	200	39100.045.012
4,5X14MM	200	39100.045.014
4,5X16MM	200	39100.045.016
4,5X20MM	200	39100.045.020
4,5X30MM	100	39100.045.030
4,5X40MM	200	39100.045.040
4,5X45MM	100	39100.045.045
4,5X50MM	200	39100.045.050
4,5X60MM	200	39100.045.060
5X10MM	200	39100.050.010
5X12MM	200	39100.050.012
5X16MM	100	39100.050.016
5X18MM	100	39100.050.018
5X20MM	100	39100.050.020
5X24MM	100	39100.050.024
5X26MM	100	39100.050.026
5X28MM	100	39100.050.028
5X30MM	100	39100.050.030
5X32MM	100	39100.050.032
5X35MM	100	39100.050.035
5X40MM	100	39100.050.040
5X45MM	100	39100.050.045
5X50MM	100	39100.050.050
5X55MM	100	39100.050.055
5X60MM	100	39100.050.060
5X70MM	50	39100.050.070
5X80MM	50	39100.050.080
6X12MM	200	39100.060.012
6X16MM	100	39100.060.016
6X18MM	100	39100.060.018
6X20MM	100	39100.060.020
6X22MM	100	39100.060.022
6X24MM	100	39100.060.024
6X26MM	100	39100.060.026
6X28MM	100	39100.060.028
6X30MM	100	39100.060.030
6X32MM	100	39100.060.032
6X35MM	100	39100.060.035
6X40MM	100	39100.060.040
6X45MM	50	39100.060.045
6X50MM	50	39100.060.050
6X55MM	50	39100.060.055
6X60MM	50	39100.060.060
6X65MM	50	39100.060.065
6X70MM	50	39100.060.070
6X80MM	50	39100.060.080
6X90MM	50	39100.060.090
6X100MM	50	39100.060.100

d (nom.) x L	✉	Kód výrobku
8X16MM	500	39100.080.016
8X20MM	50	39100.080.020
8X24MM	50	39100.080.024
8X26MM	50	39100.080.026
8X30MM	50	39100.080.030
8X32MM	50	39100.080.032
8X35MM	50	39100.080.035
8X40MM	50	39100.080.040
8X45MM	50	39100.080.045
8X50MM	50	39100.080.050
8X55MM	50	39100.080.055
8X60MM	50	39100.080.060
8X70MM	25	39100.080.070
8X80MM	25	39100.080.080
8X100MM	10	39100.080.100
10X20MM	50	39100.100.020
10X22MM	50	39100.100.022
10X24MM	50	39100.100.024
10X26MM	50	39100.100.026
10X30MM	50	39100.100.030
10X35MM	50	39100.100.035
10X40MM	25	39100.100.040
10X45MM	25	39100.100.045
10X50MM	25	39100.100.050
10X55MM	25	39100.100.055
10X60MM	25	39100.100.060
10X70MM	25	39100.100.070
10X75MM	25	39100.100.075
10X80MM	10	39100.100.080
10X90MM	10	39100.100.090
10X100MM	10	39100.100.100
12X24MM	25	39100.120.024
12X30MM	25	39100.120.030
12X36MM	25	39100.120.036
12X40MM	25	39100.120.040
12X45MM	100	39100.120.045
12X50MM	10	39100.120.050
12X60MM	10	39100.120.060
12X65MM	10	39100.120.065
12X70MM	10	39100.120.070
12X80MM	10	39100.120.080
12X90MM	10	39100.120.090
12X100MM	10	39100.120.100
12X120MM	10	39100.120.120
16X36MM	5	39100.160.036
16X40MM	5	39100.160.040
16X50MM	5	39100.160.050
16X60MM	5	39100.160.060
16X70MM	5	39100.160.070
16X75MM	5	39100.160.075
16X80MM	5	39100.160.080
16X90MM	5	39100.160.090
16X100MM	5	39100.160.100
16X120MM	5	39100.160.120
18X50MM	5	39100.180.050
20X60MM	5	39100.200.060
20X70MM	5	39100.200.070
20X80MM	5	39100.200.080
20X85MM	5	39100.200.085
20X90MM	5	39100.200.090
20X95MM	5	39100.200.095
20X100MM	5	39100.200.100
20X120MM	5	39100.200.120

- UPOZORNĚNÍ: Elektrolytické pokovení těchto produktů může způsobit vodíkovou křehkost.

Pružný kolík rovný se štěrbinou, lehké zatížení

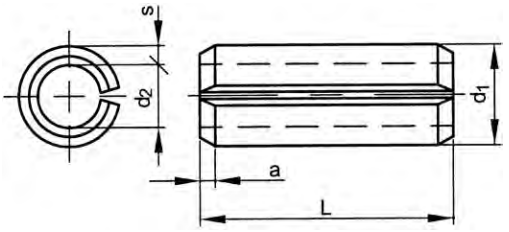

ISO **13337**
DIN 7346
NEN 2459

Technické údaje

d (nom.)	a	d_1 (max.)	d_1 (min.)	d_2 ≈	s	V
2	0.2	2.4	2.3	1.9	0.2	1.5
2.5	0.25	2.9	2.8	2.3	0.25	2.4
3	0.25	3.5	3.3	2.7	0.3	3.5
4	0.5	4.6	4.4	3.4	0.5	8
5	0.5	5.6	5.4	4.4	0.5	10.4
6	0.7	6.7	6.4	4.9	0.75	18
8	1.5	8.8	8.5	7	0.75	24
10	2	10.8	10.5	8.5	1	40
13	2	13.8	13.5	11	1.25	66

- V = Střihová pevnost dvojitá min. v kN.
- Pro průměr otvoru d (nom.) je doporučeno toleranční pole H12:
- a: kolíky nad 10 mm mají jednu sraženou.

Přednosti pružných válcových kolíků:
- používají se ke vzájemnému spojení dvou nebo více konstrukčních prvků
- velmi vhodné pro tlumení namáhání na střih
- mohou být použity pro omezení pohybu při lehkých šroubových spojeních, viz níže:

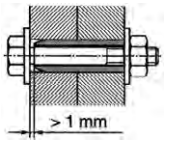

jmenovitý **d** pružného válcového	6	7	8	11	13	16	18
určeno pro velikost šroubu	M4	M5	M6	M8	M10	M12	M14
s podložkou dle DIN 125-1 A	4,3	5,3	6,4	8,4	10,5	13	15

39060 **Pružný kolík rovný se štěrbinou, lehké zatížení** **L09A**

Materiál Pružinová ocel 420-560 HV30

RoHS

d (nom.) x L	✉	Kód výrobku	d (nom.) x L	✉	Kód výrobku	d (nom.) x L	✉	Kód výrobku
2X8MM	200	39060.020.008				6X24MM	100	39060.060.024
2X10MM	200	39060.020.010	4X10MM	200	39060.040.010	6X28MM	100	39060.060.028
2X12MM	200	39060.020.012	4X12MM	200	39060.040.012	6X30MM	100	39060.060.030
2X14MM	200	39060.020.014	4X14MM	200	39060.040.014	6X32MM	100	39060.060.032
2X16MM	200	39060.020.016	4X16MM	200	39060.040.016	6X36MM	100	39060.060.036
2X18MM	200	39060.020.018	4X20MM	200	39060.040.020	6X40MM	100	39060.060.040
2X20MM	200	39060.020.020	4X22MM	200	39060.040.022	6X50MM	50	39060.060.050
2X24MM	200	39060.020.024	4X24MM	200	39060.040.024			
2X28MM	200	39060.020.028	4X28MM	200	39060.040.028	8X10MM	100	39060.080.010
			4X30MM	200	39060.040.030	8X12MM	100	39060.080.012
2,5X6MM	200	39060.025.006	4X36MM	100	39060.040.036	8X16MM	100	39060.080.016
2,5X8MM	200	39060.025.008	4X40MM	100	39060.040.040	8X20MM	100	39060.080.020
2,5X10MM	200	39060.025.010	4X45MM	100	39060.040.045	8X22MM	100	39060.080.022
2,5X12MM	200	39060.025.012	4X50MM	100	39060.040.050	8X24MM	100	39060.080.024
2,5X14MM	200	39060.025.014				8X26MM	100	39060.080.026
2,5X16MM	200	39060.025.016	5X6MM	200	39060.050.006	8X30MM	50	39060.080.030
2,5X20MM	200	39060.025.020	5X8MM	200	39060.050.008	8X32MM	50	39060.080.032
2,5X24MM	200	39060.025.024	5X10MM	200	39060.050.010	8X36MM	50	39060.080.036
2,5X30MM	200	39060.025.030	5X12MM	200	39060.050.012	8X40MM	50	39060.080.040
			5X16MM	200	39060.050.016	8X45MM	50	39060.080.045
3X8MM	200	39060.030.008	5X20MM	100	39060.050.020	8X50MM	50	39060.080.050
3X10MM	200	39060.030.010	5X28MM	100	39060.050.028			
3X12MM	200	39060.030.012	5X30MM	100	39060.050.030	10X12MM	50	39060.100.012
3X16MM	200	39060.030.016	5X36MM	100	39060.050.036	10X16MM	50	39060.100.016
3X20MM	200	39060.030.020	5X40MM	100	39060.050.040	10X20MM	50	39060.100.020
3X22MM	200	39060.030.022				10X24MM	50	39060.100.024
3X24MM	200	39060.030.024	6X10MM	200	39060.060.010	10X30MM	50	39060.100.030
3X30MM	200	39060.030.030	6X12MM	200	39060.060.012	10X40MM	25	39060.100.040
3X36MM	200	39060.030.036	6X16MM	200	39060.060.016	10X50MM	25	39060.100.050
3X40MM	200	39060.030.040	6X20MM	100	39060.060.020	10X60MM	25	39060.100.060

39060 **Pružný kolík rovný se štěrbinou, lehké zatížení** ←

- UPOZORNĚNÍ: Elektrolytické pokovení těchto produktů může způsobit vodíkovou křehkost.

Pružný kolík rovný, těžké zatížení A2

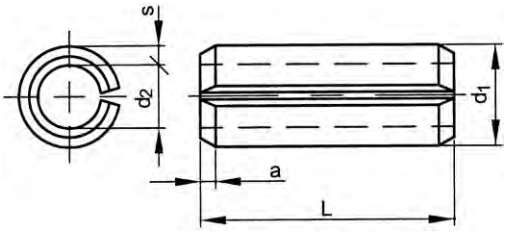

DIN	**≈1481**
ISO	≈8752
NEN	≈2458
BS	≈7060

Technické údaje

d (nom.)	a	d_1 (max.)	d_1 (min.)	d_2 ≈	s	V
1	0.15	1.3	1.2	0.8	0.2	0.44
1.5	0.25	1.8	1.7	1.1	0.3	0.98
2	0.35	2.4	2.3	1.5	0.4	1.8
2.5	0.4	2.9	2.8	1.8	0.5	2.84
3	0.5	3.5	3.3	2.1	0.6	4.06
3.5	0.6	4	3.8	2.3	0.75	9.06
4	0.65	4.6	4.4	2.8	0.8	7.24
4.5	0.8	5.1	4.9	2.9	1	15.36
5	0.9	5.6	5.4	3.4	1	10.74
6	1.2	6.7	6.4	3.9	1.25	16.16
8	2	8.8	8.5	5.5	1.5	26.46
10	2	10.8	10.5	6.5	2	42.14
12	2	12.8	12.5	7.5	2.5	-

- V = Střihová pevnost dvojitá min. v kN.
- Typ austenitické oceli dle rozhodnutí výrobce a může se lišit od typů ocelí uvedených v DIN 267-11.
- Pro průměr otvoru d (nom.) je doporučeno toleranční pole H12.
- a: Sražení hran 30° na obou stranách u rozměrů do 6 mm (včetně), kolíky nad 6 mm mají jednu sraženou hranu 15°.

Přednosti pružných válcových kolíků:
- používají se ke vzájemnému spojení dvou nebo více konstrukčních prvků
- velmi vhodné pro tlumení namáhání na střih
- mohou být použity pro omezení pohybu při lehkých šroubových spojeních, viz níže:

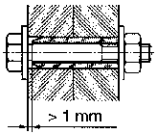

jmenovitý **d** pružného válcového kolíku	6	8	10	12	16	18
určeno pro velikost šroubu	M3	M4	M5	M6	M8	M10
s podložkou dle DIN 7349	3,2	4,3	5,3	6,4	8,4	10,5

51428 **Pružný kolík rovný, těžké zatížení A2** **R09A**

Materiál Nerezocel A2

d (nom.) x L	✉	Kód výrobku	d (nom.) x L	✉	Kód výrobku	d (nom.) x L	✉	Kód výrobku
1X4MM*	1000	51428.010.004	2X6MM	200	51428.020.006	2,5X18MM*	1000	51428.025.018
1X5MM*	1000	51428.010.005	2X8MM	200	51428.020.008	2,5X20MM	200	51428.025.020
1X10MM*	1000	51428.010.010	2X10MM	200	51428.020.010	2,5X22MM*	1000	51428.025.022
1X12MM*	1000	51428.010.012	2X12MM	200	51428.020.012	2,5X24MM	200	51428.025.024
1X14MM*	1000	51428.010.014	2X14MM*	1000	51428.020.014	2,5X26MM	200	51428.025.026
1X16MM*	1000	51428.010.016	2X16MM	200	51428.020.016	2,5X28MM	200	51428.025.028
1X18MM*	1000	51428.010.018	2X18MM*	1000	51428.020.018	2,5X30MM	200	51428.025.030
			2X20MM	200	51428.020.020			
1,5X4MM*	1000	51428.015.004	2X22MM*	1000	51428.020.022	3X4MM*	1000	51428.030.004
1,5X5MM*	1000	51428.015.005	2X24MM	200	51428.020.024	3X5MM*	1000	51428.030.005
1,5X6MM	200	51428.015.006	2X26MM*	1000	51428.020.026	3X6MM*	1000	51428.030.006
1,5X8MM	200	51428.015.008	2X30MM	200	51428.020.030	3X8MM	200	51428.030.008
1,5X10MM	200	51428.015.010				3X10MM	200	51428.030.010
1,5X12MM	200	51428.015.012	2,5X4MM*	1000	51428.025.004	3X12MM	200	51428.030.012
1,5X14MM*	1000	51428.015.014	2,5X5MM*	1000	51428.025.005	3X14MM	200	51428.030.014
1,5X16MM	200	51428.015.016	2,5X6MM*	1000	51428.025.006	3X16MM	200	51428.030.016
1,5X18MM*	1000	51428.015.018	2,5X8MM*	1000	51428.025.008	3X18MM	200	51428.030.018
1,5X20MM	200	51428.015.020	2,5X10MM*	1000	51428.025.010	3X20MM	200	51428.030.020
			2,5X12MM	200	51428.025.012	3X22MM*	1000	51428.030.022
2X4MM*	1000	51428.020.004	2,5X14MM	200	51428.025.014	3X24MM	200	51428.030.024
2X5MM*	1000	51428.020.005	2,5X16MM	200	51428.025.016	3X26 MM	200	51428.030.026

51428 Pružný kolík rovný, těžké zatížení A2

d (nom.) x L	✉	Kód výrobku
3X28MM*	1000	51428.030.028
3X30MM	200	51428.030.030
3X32MM	200	51428.030.032
3X35MM	200	51428.030.035
3X40MM	200	51428.030.040
3,5X8MM*	1000	51428.035.008
3,5X10MM*	1000	51428.035.010
3,5X12MM*	1000	51428.035.012
3,5X14MM*	1000	51428.035.014
3,5X16MM*	1000	51428.035.016
3,5X18MM*	1000	51428.035.018
3,5X20MM*	1000	51428.035.020
3,5X22MM*	1000	51428.035.022
3,5X24MM*	1000	51428.035.024
3,5X26MM*	1000	51428.035.026
3,5X28MM*	1000	51428.035.028
3,5X30MM*	1000	51428.035.030
3,5X32MM*	1000	51428.035.032
3,5X36MM*	1000	51428.035.036
3,5X40MM*	1000	51428.035.040
4X4MM*	500	51428.040.004
4X5MM*	500	51428.040.005
4X6MM*	500	51428.040.006
4X8MM*	500	51428.040.008
4X10MM*	500	51428.040.010
4X12MM	200	51428.040.012
4X14MM	200	51428.040.014
4X16MM	200	51428.040.016
4X18MM*	500	51428.040.018
4X20MM	200	51428.040.020
4X22MM*	500	51428.040.022
4X24MM	200	51428.040.024
4X26MM	200	51428.040.026
4X28MM*	500	51428.040.028
4X30MM	200	51428.040.030
4X32MM	100	51428.040.032
4X35MM	50	51428.040.035
4X40MM	100	51428.040.040
4X45MM*	500	51428.040.045
4X50MM	100	51428.040.050
4,5X10MM*	500	51428.045.010
4,5X12MM*	500	51428.045.012
4,5X14MM*	500	51428.045.014
4,5X16MM*	500	51428.045.016
4,5X18MM*	500	51428.045.018
4,5X20MM*	500	51428.045.020
4,5X24MM*	500	51428.045.024
4,5X26MM*	500	51428.045.026
4,5X28MM*	500	51428.045.028
4,5X30MM*	500	51428.045.030
4,5X32MM*	500	51428.045.032
4,5X36MM*	500	51428.045.036
4,5X40MM*	500	51428.045.040
4,5X45MM*	500	51428.045.045
4,5X50MM*	500	51428.045.050
5X6MM*	500	51428.050.006
5X8MM*	500	51428.050.008
5X10MM*	500	51428.050.010
5X12MM*	500	51428.050.012
5X14MM*	500	51428.050.014
5X16MM	100	51428.050.016
5X18MM*	500	51428.050.018
5X20MM	100	51428.050.020
5X22MM*	500	51428.050.022
5X24MM	100	51428.050.024
5X26MM	100	51428.050.026
5X30MM	100	51428.050.030
5X32MM*	500	51428.050.032
5X35MM	100	51428.050.035
5X36 MM	100	51428.050.036
5X40MM	100	51428.050.040
5X45MM	100	51428.050.045
5X50MM	100	51428.050.050
5X55MM*	250	51428.050.055
5X60MM	100	51428.050.060
5X65MM*	250	51428.050.065
5X70MM	100	51428.050.070
6X12MM	100	51428.060.012
6X14MM*	500	51428.060.014
6X16MM	100	51428.060.016
6X18MM*	500	51428.060.018
6X20MM	500	51428.060.020
6X22MM*	500	51428.060.022
6X24MM	100	51428.060.024
6X26MM	100	51428.060.026
6X28MM*	500	51428.060.028
6X30MM	100	51428.060.030
6X32MM	100	51428.060.032
6X35MM	50	51428.060.035
6X36MM	100	51428.060.036
6X40MM	100	51428.060.040
6X45MM*	250	51428.060.045
6X50MM	50	51428.060.050
6X55MM*	250	51428.060.055
6X60MM	50	51428.060.060
6X65MM*	250	51428.060.065
6X70MM	50	51428.060.070
6X75MM*	250	51428.060.075
6X80MM	50	51428.060.080
8X10MM*	500	51428.080.010
8X12MM*	500	51428.080.012
8X14MM*	500	51428.080.014
8X16MM*	500	51428.080.016
8X18MM*	500	51428.080.018
8X20MM*	500	51428.080.020
8X22MM*	500	51428.080.022
8X24MM*	500	51428.080.024
8X26MM*	250	51428.080.026
8X28MM*	250	51428.080.028
8X30MM	50	51428.080.030
8X32MM*	250	51428.080.032
8X35MM	50	51428.080.035
8X40MM	50	51428.080.040
8X45MM*	250	51428.080.045
8X50MM	50	51428.080.050
8X55MM*	250	51428.080.055
8X60MM	50	51428.080.060
8X65MM*	250	51428.080.065
8X70MM	50	51428.080.070
8X75MM*	250	51428.080.075
8X80MM	50	51428.080.080
8X85MM*	200	51428.080.085
8X90MM*	100	51428.080.090
8X100MM	50	51428.080.100
10X12MM*	500	51428.100.012
10X14MM*	500	51428.100.014
10X16MM*	500	51428.100.016
10X18MM*	500	51428.100.018
10X20MM	50	51428.100.020
10X22MM*	500	51428.100.022
10X25MM*	500	51428.100.025
10X26MM*	500	51428.100.026
10X28MM*	500	51428.100.028
10X30MM	50	51428.100.030
10X32MM*	500	51428.100.032
10X35MM	25	51428.100.035
10X36MM*	250	51428.100.036
10X40MM	25	51428.100.040
10X45MM*	250	51428.100.045
10X50MM	25	51428.100.050
10X55MM*	200	51428.100.055
10X60MM	25	51428.100.060
10X65MM*	200	51428.100.065
10X70MM	25	51428.100.070
10X75MM*	100	51428.100.075
10X80MM	10	51428.100.080
10X85MM*	100	51428.100.085
10X90MM*	100	51428.100.090
10X95MM*	100	51428.100.095
10X100MM	10	51428.100.100
10X120MM*	50	51428.100.120
12X30MM	200	51428.120.030

Nýt s půlkulovou hlavou

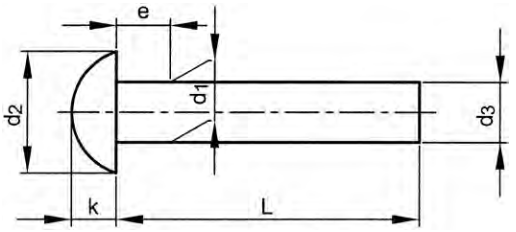

DIN	**660/124**
ISO	1051
BS	4620



Technické údaje

d_1	d_2	d_3 (min.)	e (max.)	k (js14)
2	3.5	1.87	1	1.2
2.5	4.4	2.37	1.25	1.5
3	5.2	2.87	1.5	1.8
4	7	3.87	2	2.4
5	8.8	4.82	2.5	3
6	10.5	5.82	3	3.6
8	14	7.76	4	4.8
10 (DIN124)	16	9.4	5	6.5

Skupiny produktů

Materiál	Kód	Strana
Oc EN 10263-2	39400	9-31
NO A2	51490	9-31
NO A4	55490	9-32
Al 99,5 EN1301-2	50670	9-32
Měď EN 10263-5	50370	9-33

39400 **Nýt s půlkulovou hlavou** **L11C**

Materiál Ocel EN 10263-2

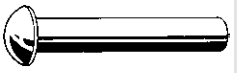

d_1 x L	✉	Kód výrobku	d_1 x L	✉	Kód výrobku	d_1 x L	✉	Kód výrobku
2X6MM	1000	39400.020.006	4X25MM	500	39400.040.025	6X40MM	250	39400.060.040
2X8MM	1000	39400.020.008	4X30MM	500	39400.040.030	6X50MM	250	39400.060.050
2X10MM	1000	39400.020.010	4X40MM	250	39400.040.040	6X60MM	100	39400.060.060
2X12MM	1000	39400.020.012						
2X16MM	1000	39400.020.016	5X8MM	1000	39400.050.008	8X10MM	250	39400.080.010
			5X10MM	1000	39400.050.010	8X12MM	250	39400.080.012
3X6MM	1000	39400.030.006	5X12MM	1000	39400.050.012	8X16MM	250	39400.080.016
3X8MM	1000	39400.030.008	5X16MM	1000	39400.050.016	8X20MM	250	39400.080.020
3X10MM	1000	39400.030.010	5X20MM	500	39400.050.020	8X25MM	250	39400.080.025
3X12MM	1000	39400.030.012	5X25MM	500	39400.050.025	8X30MM	250	39400.080.030
3X16MM	1000	39400.030.016	5X30MM	500	39400.050.030	8X35MM	100	39400.080.035
3X20MM	1000	39400.030.020	5X40MM	250	39400.050.040	8X40MM	100	39400.080.040
3X25MM	1000	39400.030.025	5X50MM	250	39400.050.050	8X50MM	100	39400.080.050
3X30MM	1000	39400.030.030				8X60MM	100	39400.080.060
			6X10MM	500	39400.060.010			
4X6MM	1000	39400.040.006	6X12MM	500	39400.060.012	10X20MM	100	39400.100.020
4X8MM	1000	39400.040.008	6X16MM	500	39400.060.016	10X25MM	100	39400.100.025
4X10MM	1000	39400.040.010	6X20MM	500	39400.060.020	10X30MM	100	39400.100.030
4X12MM	1000	39400.040.012	6X25MM	250	39400.060.025	10X35MM	100	39400.100.035
4X16MM	1000	39400.040.016	6X30MM	250	39400.060.030	10X40MM	100	39400.100.040
4X20MM	1000	39400.040.020	6X35MM	250	39400.060.035	10X50MM	100	39400.100.050

51490 **Nýt s půlkulovou hlavou** **R09A**

Materiál Nerezocel A2

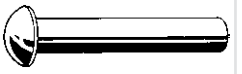

d_1 x L	✉	Kód výrobku	d_1 x L	✉	Kód výrobku	d_1 x L	✉	Kód výrobku
2X6MM*	500	51490.020.006	2X12MM*	500	51490.020.012			
2X8MM*	500	51490.020.008	2X16MM*	500	51490.020.016	2,5X6MM*	500	51490.025.006
2X10MM*	500	51490.020.010	2X20MM*	500	51490.020.020	2,5X8MM*	500	51490.025.008

51490 Nýt s půlkulovou hlavou

d_1 x L	✉	Kód výrobku	d_1 x L	✉	Kód výrobku	d_1 x L	✉	Kód výrobku
2,5X10MM*	500	51490.025.010	4X16MM	100	51490.040.016	5X28MM*	200	51490.050.028
2,5X12MM*	500	51490.025.012	4X18MM*	200	51490.040.018	5X30MM	100	51490.050.030
2,5X35MM*	500	51490.025.035	4X20MM	100	51490.040.020	5X35MM*	200	51490.050.035
			4X25MM	100	51490.040.025	5X40MM*	200	51490.050.040
3X6MM	200	51490.030.006	4X28MM*	200	51490.040.028			
3X8MM	200	51490.030.008	4X30MM	100	51490.040.030	6X10MM	100	51490.060.010
3X10MM	200	51490.030.010	4X35MM*	200	51490.040.035	6X12MM	100	51490.060.012
3X12MM	200	51490.030.012	4X40MM	100	51490.040.040	6X14MM*	100	51490.060.014
3X14MM*	500	51490.030.014	4X45MM*	200	51490.040.045	6X16MM	100	51490.060.016
3X16MM	200	51490.030.016	4X50MM	100	51490.040.050	6X18MM*	100	51490.060.018
3X18MM*	500	51490.030.018	4X60MM	100	51490.040.060	6X20MM	100	51490.060.020
3X20MM	200	51490.030.020				6X22MM*	100	51490.060.022
3X22MM*	500	51490.030.022	5X8MM	100	51490.050.008	6X25MM	100	51490.060.025
3X25MM*	500	51490.030.025	5X10MM	100	51490.050.010	6X28MM*	100	51490.060.028
			5X12MM	100	51490.050.012	6X30MM	100	51490.060.030
4X6MM*	200	51490.040.006	5X14MM*	200	51490.050.014	6X35MM	100	51490.060.035
4X8MM	200	51490.040.008	5X16MM	100	51490.050.016	6X40MM*	100	51490.060.040
4X10MM	200	51490.040.010	5X18MM*	200	51490.050.018	6X45MM*	100	51490.060.045
4X12MM	200	51490.040.012	5X20MM	100	51490.050.020	6X50MM*	100	51490.060.050
4X14MM*	200	51490.040.014	5X25MM	100	51490.050.025			

55490 Nýt s půlkulovou hlavou R49A

Materiál Nerezocel A4

d_1 x L	✉	Kód výrobku	d_1 x L	✉	Kód výrobku	d_1 x L	✉	Kód výrobku
3X6MM*	500	55490.030.006	4X12MM*	200	55490.040.012	5X12MM*	200	55490.050.012
3X8MM*	500	55490.030.008	4X16MM*	200	55490.040.016	5X20MM*	200	55490.050.020
3X10MM*	500	55490.030.010	4X25MM*	200	55490.040.025			
3X20MM*	500	55490.030.020	4X35MM*	200	55490.040.035	6X10MM*	100	55490.060.010
			4X40MM*	200	55490.040.040	6X12MM*	100	55490.060.012
4X6MM*	200	55490.040.006				6X20MM*	100	55490.060.020
4X8MM*	200	55490.040.008	5X8MM*	200	55490.050.008	6X30MM*	100	55490.060.030
4X10MM*	200	55490.040.010	5X10MM*	200	55490.050.010	6X35MM*	100	55490.060.035

50670 Nýt s půlkulovou hlavou W01A

Materiál Hliník 99,5 EN1301-2

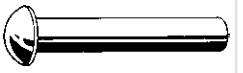

d_1 x L	✉	Kód výrobku	d_1 x L	✉	Kód výrobku	d_1 x L	✉	Kód výrobku
2X4MM	1000	50670.020.004	4X6MM	1000	50670.040.006			
2X6MM	1000	50670.020.006	4X8MM	1000	50670.040.008	6X10MM	500	50670.060.010
2X8MM	1000	50670.020.008	4X10MM	1000	50670.040.010	6X12MM	500	50670.060.012
2X10MM	1000	50670.020.010	4X12MM	1000	50670.040.012	6X16MM	500	50670.060.016
2X12MM	1000	50670.020.012	4X16MM	1000	50670.040.016	6X20MM	500	50670.060.020
2X16MM	1000	50670.020.016	4X20MM	1000	50670.040.020	6X25MM	250	50670.060.025
			4X25MM	500	50670.040.025	6X30MM	250	50670.060.030
3X4MM	1000	50670.030.004	4X30MM	500	50670.040.030	6X35MM	250	50670.060.035
3X6MM	1000	50670.030.006	4X40MM	250	50670.040.040	6X40MM	250	50670.060.040
3X7MM	1000	50670.030.007				6X50MM	250	50670.060.050
3X8MM	1000	50670.030.008	5X8MM	1000	50670.050.008			
3X10MM	1000	50670.030.010	5X10MM	1000	50670.050.010	8X16MM	250	50670.080.016
3X12MM	1000	50670.030.012	5X12MM	1000	50670.050.012	8X20MM	250	50670.080.020
3X16MM	1000	50670.030.016	5X16MM	1000	50670.050.016	8X25MM	250	50670.080.025
3X20MM	1000	50670.030.020	5X20MM	500	50670.050.020	8X30MM	250	50670.080.030
3X25MM	1000	50670.030.025	5X25MM	500	50670.050.025	8X35MM	100	50670.080.035
3X30MM	1000	50670.030.030	5X30MM	500	50670.050.030	8X40MM	100	50670.080.040
			5X40MM	250	50670.050.040			

50370 **Nýt s půlkulovou hlavou** **M11F**

Materiál Měď EN 10263-5

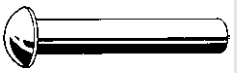

d_1 x L	✉	Kód výrobku	d_1 x L	✉	Kód výrobku	d_1 x L	✉	Kód výrobku
2X4MM	1000	50370.020.004	4X6MM	1000	50370.040.006	6X10MM	500	50370.060.010
2X6MM	1000	50370.020.006	4X8MM	1000	50370.040.008	6X12MM	500	50370.060.012
2X8MM	1000	50370.020.008	4X10MM	1000	50370.040.010	6X16MM	500	50370.060.016
2X10MM	1000	50370.020.010	4X12MM	1000	50370.040.012	6X20MM	500	50370.060.020
2X12MM	1000	50370.020.012	4X16MM	1000	50370.040.016	6X25MM	250	50370.060.025
2X16MM	1000	50370.020.016	4X20MM	1000	50370.040.020	6X30MM	250	50370.060.030
			4X25MM	500	50370.040.025	6X35MM	250	50370.060.035
2,5X6MM	1000	50370.025.006	4X30MM	500	50370.040.030	6X40MM	250	50370.060.040
2,5X8MM	1000	50370.025.008	4X40MM	250	50370.040.040	6X50MM	250	50370.060.050
2,5X10MM	1000	50370.025.010						
			5X8MM	1000	50370.050.008	8X16MM	250	50370.080.016
3X4MM	1000	50370.030.004	5X10MM	1000	50370.050.010	8X20MM	250	50370.080.020
3X6MM	1000	50370.030.006	5X12MM	1000	50370.050.012	8X25MM	250	50370.080.025
3X8MM	1000	50370.030.008	5X16MM	1000	50370.050.016	8X30MM	250	50370.080.030
3X10MM	1000	50370.030.010	5X20MM	500	50370.050.020	8X40MM	100	50370.080.040
3X12MM	1000	50370.030.012	5X25MM	500	50370.050.025	8X50MM	100	50370.080.050
3X16MM	1000	50370.030.016	5X30MM	500	50370.050.030			
3X20MM	1000	50370.030.020	5X40MM	250	50370.050.040	10X30MM	100	50370.100.030
3X25MM	1000	50370.030.025	5X50MM	250	50370.050.050	10X40MM	100	50370.100.040
3X30MM	1000	50370.030.030				10X50MM	100	50370.100.050

Nýt se zápustnou hlavou

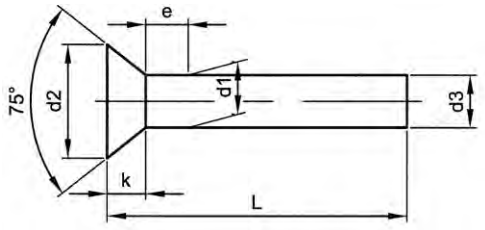

DIN	**661/302**
ISO	1051
BS	4620



Technické údaje

d_1	d_2	d_3 (min.)	e (max.)	k ≈
2	3.5	1.87	1	1
2.5	4.4	2.37	1.25	1.2
3	5.2	2.87	1.5	1.4
4	7	3.87	2	2
5	8.8	4.82	2.5	2.5
6	10.5	5.82	3	3
8	14	7.76	4	4
10 (DIN302)	14.5	9.4	5	3

Skupiny produktů

Materiál	Kód	Strana
Oc EN 10263-2	39410	9-33
NO A2	51480	9-34
Al 99,5 EN1301-2	50680	9-34
Cu EN 12166	50380	9-35

39410 **Nýt se zápustnou hlavou** **L11C**

Materiál Ocel EN 10263-2

d_1 x L	✉	Kód výrobku	d_1 x L	✉	Kód výrobku	d_1 x L	✉	Kód výrobku
2X6MM	1000	39410.020.006				3X16MM	1000	39410.030.016
2X8MM	1000	39410.020.008	3X6MM	1000	39410.030.006	3X20MM	1000	39410.030.020
2X10MM	1000	39410.020.010	3X8MM	1000	39410.030.008	3X25MM	1000	39410.030.025
2X12MM	1000	39410.020.012	3X10MM	1000	39410.030.010	3X30MM	1000	39410.030.030
2X16MM	1000	39410.020.016	3X12MM	1000	39410.030.012			

39410 Nýt se zápustnou hlavou

d_1 x L	✉	Kód výrobku	d_1 x L	✉	Kód výrobku	d_1 x L	✉	Kód výrobku
4X6MM	1000	39410.040.006	5X25MM	500	39410.050.025			
4X8MM	1000	39410.040.008	5X30MM	500	39410.050.030	8X16MM	250	39410.080.016
4X10MM	1000	39410.040.010	5X40MM	250	39410.050.040	8X20MM	250	39410.080.020
4X12MM	1000	39410.040.012	5X50MM	250	39410.050.050	8X25MM	250	39410.080.025
4X16MM	1000	39410.040.016				8X30MM	250	39410.080.030
4X20MM	1000	39410.040.020	6X10MM	500	39410.060.010	8X35MM	100	39410.080.035
4X25MM	500	39410.040.025	6X12MM	500	39410.060.012	8X40MM	100	39410.080.040
4X30MM	500	39410.040.030	6X16MM	500	39410.060.016	8X50MM	100	39410.080.050
			6X20MM	500	39410.060.020	8X60MM	100	39410.080.060
5X8MM	1000	39410.050.008	6X25MM	250	39410.060.025			
5X10MM	1000	39410.050.010	6X30MM	250	39410.060.030	10X30MM	100	39410.100.030
5X12MM	1000	39410.050.012	6X35MM	250	39410.060.035	10X40MM	100	39410.100.040
5X16MM	1000	39410.050.016	6X40MM	250	39410.060.040	10X50MM	100	39410.100.050
5X20MM	500	39410.050.020	6X50MM	250	39410.060.050			

51480 Nýt se zápustnou hlavou R09A

Materiál Nerezocel A2

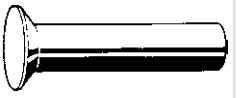

d_1 x L	✉	Kód výrobku	d_1 x L	✉	Kód výrobku	d_1 x L	✉	Kód výrobku
2X6MM*	500	51480.020.006	4X4MM*	200	51480.040.004	5X18MM*	200	51480.050.018
2X8MM*	500	51480.020.008	4X6MM*	200	51480.040.006	5X20MM	100	51480.050.020
2X10MM*	500	51480.020.010	4X8MM	200	51480.040.008	5X22MM*	200	51480.050.022
2X12MM*	500	51480.020.012	4X10MM	200	51480.040.010	5X25MM	100	51480.050.025
2X16MM*	500	51480.020.016	4X12MM	200	51480.040.012	5X30MM	100	51480.050.030
2X20MM*	500	51480.020.020	4X16MM	100	51480.040.016	5X35MM*	200	51480.050.035
			4X18MM*	200	51480.040.018	5X40MM*	200	51480.050.040
3X6MM	200	51480.030.006	4X20MM	100	51480.040.020			
3X8MM	200	51480.030.008	4X22MM*	200	51480.040.022	6X10MM	100	51480.060.010
3X10MM	200	51480.030.010	4X25MM	100	51480.040.025	6X12MM	100	51480.060.012
3X12MM	200	51480.030.012	4X30MM	100	51480.040.030	6X16MM	100	51480.060.016
3X16MM	200	51480.030.016				6X18MM*	100	51480.060.018
3X18MM*	500	51480.030.018	5X8MM	100	51480.050.008	6X20MM	100	51480.060.020
3X20MM*	500	51480.030.020	5X10MM	100	51480.050.010	6X25MM	100	51480.060.025
3X22MM*	500	51480.030.022	5X12MM	100	51480.050.012	6X30MM	100	51480.060.030
3X25MM*	500	51480.030.025	5X14MM*	200	51480.050.014	6X40MM*	100	51480.060.040
			5X16MM	100	51480.050.016	6X50MM*	100	51480.060.050

50680 Nýt se zápustnou hlavou W01A

Materiál Hliník 99,5 EN1301-2

9

d_1 x L	✉	Kód výrobku	d_1 x L	✉	Kód výrobku	d_1 x L	✉	Kód výrobku
2X6MM	1000	50680.020.006	4X10MM	1000	50680.040.010	6X12MM	500	50680.060.012
2X8MM	1000	50680.020.008	4X12MM	1000	50680.040.012	6X16MM	500	50680.060.016
2X10MM	1000	50680.020.010	4X16MM	1000	50680.040.016	6X20MM	500	50680.060.020
2X12MM	1000	50680.020.012	4X20MM	1000	50680.040.020	6X25MM	250	50680.060.025
2X16MM	1000	50680.020.016	4X25MM	500	50680.040.025	6X30MM	250	50680.060.030
			4X30MM	500	50680.040.030	6X35MM	250	50680.060.035
3X6MM	1000	50680.030.006				6X40MM	250	50680.060.040
3X8MM	1000	50680.030.008	5X8MM	1000	50680.050.008	6X50MM	250	50680.060.050
3X10MM	1000	50680.030.010	5X10MM	1000	50680.050.010			
3X12MM	1000	50680.030.012	5X12MM	1000	50680.050.012	8X16MM	250	50680.080.016
3X16MM	1000	50680.030.016	5X16MM	1000	50680.050.016	8X20MM	250	50680.080.020
3X20MM	1000	50680.030.020	5X20MM	500	50680.050.020	8X25MM	250	50680.080.025
3X25MM	1000	50680.030.025	5X25MM	500	50680.050.025	8X30MM	250	50680.080.030
3X30MM	1000	50680.030.030	5X30MM	500	50680.050.030	8X35MM	100	50680.080.035
			5X40MM	250	50680.050.040	8X40MM	100	50680.080.040
4X6MM	1000	50680.040.006				8X50MM	100	50680.080.050
4X8MM	1000	50680.040.008	6X10MM	500	50680.060.010			

50380 **Nýt se zápustnou hlavou** **M11F**

Materiál Měď EN 12166

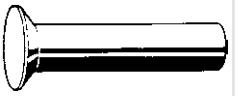

d_1 x L	✉	Kód výrobku	d_1 x L	✉	Kód výrobku	d_1 x L	✉	Kód výrobku
2X6MM	1000	50380.020.006	4X12MM	1000	50380.040.012			
2X8MM	1000	50380.020.008	4X16MM	1000	50380.040.016	6X10MM	500	50380.060.010
2X10MM	1000	50380.020.010	4X20MM	1000	50380.040.020	6X16MM	500	50380.060.016
			4X25MM	500	50380.040.025	6X20MM	500	50380.060.020
3X6MM	1000	50380.030.006	4X30MM	500	50380.040.030	6X25MM	250	50380.060.025
3X8MM	1000	50380.030.008				6X30MM	250	50380.060.030
3X10MM	1000	50380.030.010	5X10MM	1000	50380.050.010	6X40MM	250	50380.060.040
3X12MM	1000	50380.030.012	5X12MM	1000	50380.050.012	6X50MM	250	50380.060.050
3X16MM	1000	50380.030.016	5X16MM	1000	50380.050.016			
3X20MM	1000	50380.030.020	5X20MM	500	50380.050.020	8X16MM	250	50380.080.016
3X25MM	1000	50380.030.025	5X25MM	500	50380.050.025	8X20MM	250	50380.080.020
			5X30MM	500	50380.050.030	8X25MM	250	50380.080.025
4X8MM	1000	50380.040.008	5X40MM	250	50380.050.040	8X30MM	250	50380.080.030
4X10MM	1000	50380.040.010	5X50MM	250	50380.050.050	8X40MM	100	50380.080.040

Čep vidlice s hlavou a otvorem pro závlačku

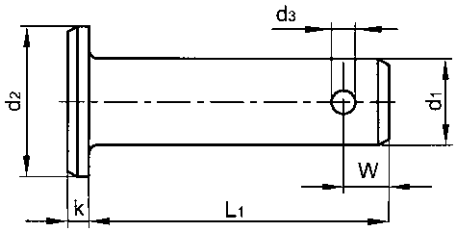

DIN **1434**



Technické údaje

d_1 (h11)	d_2 (h14)	d_3 (H14)	k (js14)	W (min.)
4	6	1	1	1.8
5	8	1.6	1.5	2
6	9	1.6	1.5	2.5
8	12	2	2	3
10	14	3.2	2	4
12	17	4	3	5
14	19	4	3	5
16	21	4	3	5

39797 **Čep vidlice s hlavou a otvorem pro závlačku** **L11F**

Materiál Ocel
Povrchová úprava Pozinkované

d_1 x L_1	✉	Kód výrobku	d_1 x L_1	✉	Kód výrobku	d_1 x L_1	✉	Kód výrobku
4X12MM	100	39797.040.012	8X22MM	100	39797.080.022	14X40MM	25	39797.140.040
5X14MM	100	39797.050.014	10X28MM	50	39797.100.028	16X45MM	10	39797.160.045
6X18MM	100	39797.060.018	12X35MM	25	39797.120.035			

Závlačka

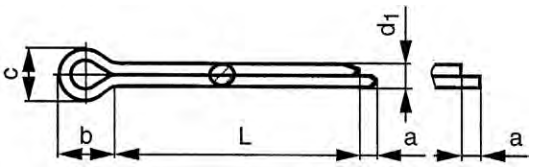

DIN	**94**
ISO	1234
NEN	182
NF	E25-774



Technické údaje

d (nom.)	a (max.)	b ≈	c (max.)	c (min.)	d_1 (max.)	d_1 (min.)
1	1.6	3	1.8	1.6	0.9	0.8
1.2	2.5	3	2	1.7	1	0.9
1.6	2.5	3.2	2.8	2.4	1.4	1.3
2	2.5	4	3.6	3.2	1.8	1.7
2.5	2.5	5	4.6	4	2.3	2.1
3.2	3.2	6.4	5.8	5.1	2.9	2.7
3.5 (≠DIN)	3.5	7	6.8	6.1	3.2	3
4	4	8	7.4	6.5	3.7	3.5
4.5 (≠DIN)	4	8.5	8.2	7.6	4.2	4
5	4	10	9.2	8	4.6	4.4
6.3	4	12.6	11.8	10.3	5.9	5.7
7 (≠DIN)	4.7	12.3	12.5	12.45	6.5	6.7
8	4	16	15	13.1	7.5	7.3
10	6.3	20	19	16.6	9.5	9.3
13	6.3	26	24.8	21.7	12.4	12.1

- U otvoru pro závlačku je pro d (nom.) ≤ 1,2 mm doporučena tolerance H13 a pro d (nom.) ≥ 1,6 mm tolerance H14.
- Tvar konců závlačky dle rozhodnutí výrobce.
- Tolerance jmenovité délky (L) je js17.

Tabulka pro výběr závlaček

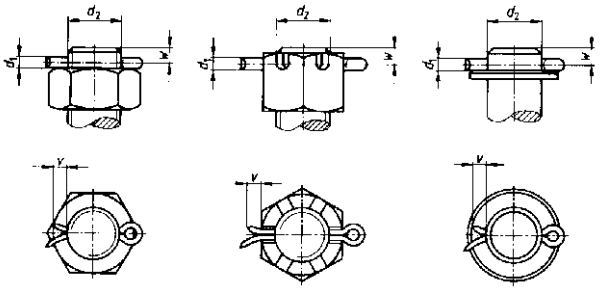

d (jmenovitý)			1	1,6	2	2,5	3,2	4	5	6,3	8	10	13
d2	části se závitem*	nad	3,5	5,5	7	9	11	14	20	27	39	56	80
		do, včetně	4,5	7	9	11	14	20	27	39	56	80	120
	části bez závitu**	nad	3	5	6	8	9	12	17	23	29	44	69
		do, včetně	4	6	8	9	12	17	23	29	44	69	110
v		min.	4	5	6	6	8	8	10	12	14	16	20

* Vnější průměr závitu nebo průměr hladké části
** Pro železnice a konstrukce, ve kterých je závlačka vystavena působení měnících se podélných sil, je doporučeno použít následující vyšší rozměr závlačky.
Vzdálenost W otvoru závisí na konstrukci součásti, ve které je závlačka umístěna. Je důležité řídit se stanovenými normami pro jednotlivé součásti.

Skupiny produktů

Materiál	Povrchová úprava	Kód	Strana
Oc		39310	9-37
Oc	Zn	39350	9-37
Oc	Zn žl	39360	9-38
NO A2		51700	9-38
NO A4		55700	9-39
Br		50210	9-40
Cu		50390	9-40

39310 Závlačka L09B

Materiál Ocel

d (nom.) x L	✉	Kód výrobku
1X12MM	250	39310.010.012
1X16MM	250	39310.010.016
1X20MM	250	39310.010.020
1X25MM	250	39310.010.025
1X32MM	250	39310.010.032
1,6X10MM	250	39310.016.010
1,6X12MM	250	39310.016.012
1,6X16MM	250	39310.016.016
1,6X20MM	250	39310.016.020
1,6X25MM	250	39310.016.025
1,6X32MM	250	39310.016.032
1,6X40MM	250	39310.016.040
1,6X50MM	250	39310.016.050
2X16MM	250	39310.020.016
2X20MM	250	39310.020.020
2X25MM	250	39310.020.025
2X32MM	250	39310.020.032
2X40MM	250	39310.020.040
2X50MM	250	39310.020.050
2X63MM	250	39310.020.063
2,5X16MM	250	39310.025.016
2,5X20MM	250	39310.025.020
2,5X25MM	250	39310.025.025
2,5X32MM	250	39310.025.032
2,5X40MM	250	39310.025.040
2,5X50MM	250	39310.025.050
2,5X63MM	250	39310.025.063
3,2X16MM	250	39310.032.016
3,2X20MM	250	39310.032.020
3,2X25MM	250	39310.032.025
3,2X32MM	250	39310.032.032
3,2X40MM	250	39310.032.040
3,2X50MM	250	39310.032.050
3,2X63MM	250	39310.032.063
3,5X25MM	250	39310.035.025
3,5X30MM	250	39310.035.030
3,5X35MM	250	39310.035.035
3,5X40MM	250	39310.035.040
3,5X50MM	250	39310.035.050
3,5X60MM	250	39310.035.060
3,5X70MM	250	39310.035.070
3,5X80MM	250	39310.035.080
4X20MM	250	39310.040.020
4X25MM	250	39310.040.025
4X28MM	250	39310.040.028
4X32MM	250	39310.040.032
4X40MM	250	39310.040.040
4X50MM	200	39310.040.050
4X63MM	200	39310.040.063
4X80MM	200	39310.040.080
5X25MM	200	39310.050.025
5X32MM	200	39310.050.032
5X36MM	200	39310.050.036
5X40MM	200	39310.050.040
5X50MM	200	39310.050.050
5X63MM	100	39310.050.063
5X80MM	100	39310.050.080
5X100MM	100	39310.050.100
6,3X25MM	100	39310.063.025
6,3X32MM	100	39310.063.032
6,3X40MM	100	39310.063.040
6,3X50MM	100	39310.063.050
6,3X63MM	100	39310.063.063
6,3X71MM	100	39310.063.071
6,3X80MM	100	39310.063.080
6,3X100MM	100	39310.063.100
7X63MM	100	39310.070.063
7X80MM	100	39310.070.080
8X40MM	100	39310.080.040
8X45MM	100	39310.080.045
8X50MM	100	39310.080.050
8X63MM	50	39310.080.063
8X80MM	50	39310.080.080
8X90MM	50	39310.080.090
8X100MM	50	39310.080.100
8X125MM	50	39310.080.125
10X63MM	50	39310.100.063
10X71MM	50	39310.100.071
10X80MM	50	39310.100.080
10X90MM	25	39310.100.090
10X100MM	25	39310.100.100
10X125MM	25	39310.100.125
10X160MM	25	39310.100.160
13X63MM	25	39310.130.063
13X80MM	25	39310.130.080
13X100MM	25	39310.130.100
13X125MM	25	39310.130.125
13X140MM	25	39310.130.140
13X160MM	25	39310.130.160

39350 Závlačka L09B

Materiál Ocel
Povrchová úprava Pozinkované

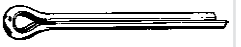

d (nom.) x L	✉	Kód výrobku
1X25MM	250	39350.010.025
1X32MM	250	39350.010.032
1,6X10MM	250	39350.016.010
1,6X12MM	250	39350.016.012
1,6X16MM	250	39350.016.016
1,6X20MM	250	39350.016.020
1,6X25MM	250	39350.016.025
1,6X32MM	250	39350.016.032
1,6X40MM	250	39350.016.040
1,6X50MM	250	39350.016.050
2X16MM	250	39350.020.016
2X18MM	250	39350.020.018
2X20MM	250	39350.020.020
2X25MM	250	39350.020.025
2X32MM	250	39350.020.032
2X36MM	250	39350.020.036
2X40MM	250	39350.020.040
2X50MM	250	39350.020.050
2X63MM	250	39350.020.063
2,5X16MM	250	39350.025.016
2,5X20MM	250	39350.025.020
2,5X25MM	250	39350.025.025
2,5X32MM	250	39350.025.032
2,5X36MM	250	39350.025.036
2,5X40MM	250	39350.025.040
2,5X45MM	250	39350.025.045
2,5X50MM	250	39350.025.050
2,5X63MM	250	39350.025.063
3,2X16MM	250	39350.032.016
3,2X20MM	250	39350.032.020
3,2X25MM	250	39350.032.025
3,2X28MM	250	39350.032.028
3,2X32MM	250	39350.032.032
3,2X36MM	250	39350.032.036
3,2X40MM	250	39350.032.040
3,2X45MM	250	39350.032.045
3,2X50MM	250	39350.032.050
3,2X63MM	250	39350.032.063
3,5X20MM	250	39350.035.020
3,5X25MM	250	39350.035.025
3,5X30MM	250	39350.035.030
3,5X32MM	250	39350.035.032
3,5X35MM	250	39350.035.035
3,5X36MM	250	39350.035.036
3,5X40MM	250	39350.035.040
3,5X50MM	250	39350.035.050
3,5X60MM	250	39350.035.060
3,5X63MM	250	39350.035.063
3,5X70MM	250	39350.035.070
3,5X80MM	250	39350.035.080
4X20MM	250	39350.040.020
4X25MM	250	39350.040.025
4X28MM	250	39350.040.028
4X32MM	250	39350.040.032
4X36MM	250	39350.040.036
4X40MM	250	39350.040.040
4X45MM	250	39350.040.045
4X50MM	200	39350.040.050
4X63MM	200	39350.040.063
4X71MM	200	39350.040.071
4X80MM	200	39350.040.080
4X100MM	200	39350.040.100
4,5X40MM	200	39350.045.040
4,5X50MM	200	39350.045.050
4,5X63MM	200	39350.045.063
4,5X71MM	200	39350.045.071
5X25MM	200	39350.050.025
5X32MM	200	39350.050.032
5X36MM	200	39350.050.036
5X40MM	200	39350.050.040
5X45MM	200	39350.050.045
5X50MM	200	39350.050.050
5X56MM	200	39350.050.056
5X63MM	100	39350.050.063
5X71MM	100	39350.050.071
5X80MM	100	39350.050.080
5X90MM	100	39350.050.090
5X100MM	100	39350.050.100

39350 Závlačka

d (nom.) x L	✉	Kód výrobku	d (nom.) x L	✉	Kód výrobku	d (nom.) x L	✉	Kód výrobku
6,3X32MM	100	39350.063.032	8X40MM	100	39350.080.040	10X90MM	25	39350.100.090
6,3X36MM	100	39350.063.036	8X45MM	100	39350.080.045	10X100MM	25	39350.100.100
6,3X40MM	100	39350.063.040	8X50MM	100	39350.080.050	10X112MM	25	39350.100.112
6,3X45MM	100	39350.063.045	8X63MM	50	39350.080.063	10X125MM	25	39350.100.125
6,3X50MM	100	39350.063.050	8X71MM	50	39350.080.071	10X140MM	25	39350.100.140
6,3X56MM	100	39350.063.056	8X80MM	50	39350.080.080	10X160MM	25	39350.100.160
6,3X63MM	100	39350.063.063	8X90MM	50	39350.080.090	10X180MM	25	39350.100.180
6,3X71MM	100	39350.063.071	8X100MM	50	39350.080.100	10X200MM	25	39350.100.200
6,3X80MM	100	39350.063.080	8X112MM	50	39350.080.112			
6,3X90MM	100	39350.063.090	8X125MM	50	39350.080.125	13X71MM	25	39350.130.071
6,3X100MM	100	39350.063.100	8X140MM	50	39350.080.140	13X100MM	25	39350.130.100
6,3X125MM	100	39350.063.125				13X112MM	25	39350.130.112
			10X56MM	100	39350.100.056	13X125MM	25	39350.130.125
7X71MM	100	39350.070.071	10X63MM	50	39350.100.063	13X140MM	25	39350.130.140
			10X71MM	50	39350.100.071	13X160MM	25	39350.130.160
8X32MM	100	39350.080.032	10X80MM	50	39350.100.080			

39360 Závlačka

L09B

Materiál Ocel
Povrchová úprava Pozinkované žlutě pasivované

d (nom.) x L	✉	Kód výrobku	d (nom.) x L	✉	Kód výrobku	d (nom.) x L	✉	Kód výrobku
2X16MM	250	39360.020.016	3,2X32MM	250	39360.032.032	4X40MM	250	39360.040.040
2X20MM	250	39360.020.020	3,2X40MM	250	39360.032.040	4X50MM	250	39360.040.050
2X25MM	250	39360.020.025						
2X32MM	250	39360.020.032	4X20MM	250	39360.040.020	5X32MM	200	39360.050.032
			4X25MM	250	39360.040.025	5X40MM	200	39360.050.040
3,2X20MM	250	39360.032.020	4X32MM	250	39360.040.032	5X50MM	200	39360.050.050
3,2X25MM	250	39360.032.025						

51700 Závlačka

R09A

Materiál Nerezocel A2

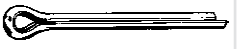

RoHS

d (nom.) x L	✉	Kód výrobku	d (nom.) x L	✉	Kód výrobku	d (nom.) x L	✉	Kód výrobku
1X6MM*	1000	51700.010.006	1,6X20MM	250	51700.016.020	2,5X36MM*	1000	51700.025.036
1X8MM*	1000	51700.010.008	1,6X22MM*	1000	51700.016.022	2,5X40MM	100	51700.025.040
1X10MM	250	51700.010.010	1,6X25MM	250	51700.016.025	2,5X45MM*	1000	51700.025.045
1X12MM	250	51700.010.012	1,6X28MM*	1000	51700.016.028	2,5X50MM	100	51700.025.050
1X14MM*	1000	51700.010.014	1,6X32MM	250	51700.016.032			
1X16MM	250	51700.010.016	1,6X36MM*	1000	51700.016.036	3,2X16MM	100	51700.032.016
1X18MM*	1000	51700.010.018	1,6X40MM	250	51700.016.040	3,2X18MM*	500	51700.032.018
1X20MM	250	51700.010.020	1,6X45MM*	1000	51700.016.045	3,2X20MM	100	51700.032.020
1X22MM*	1000	51700.010.022				3,2X22MM*	500	51700.032.022
1X25MM	250	51700.010.025	2X6MM*	1000	51700.020.006	3,2X25MM	100	51700.032.025
1X28MM*	1000	51700.010.028	2X10MM	250	51700.020.010	3,2X28MM*	500	51700.032.028
1X32MM	250	51700.010.032	2X12MM*	1000	51700.020.012	3,2X32MM	100	51700.032.032
1X36MM*	1000	51700.010.036	2X14MM*	1000	51700.020.014	3,2X36MM	100	51700.032.036
1X40MM	250	51700.010.040	2X16MM	250	51700.020.016	3,2X40MM	100	51700.032.040
1X45MM*	1000	51700.010.045	2X18MM	250	51700.020.018	3,2X45MM	100	51700.032.045
			2X20MM	250	51700.020.020	3,2X50MM	100	51700.032.050
1,2X8MM*	1000	51700.012.008	2X22MM*	1000	51700.020.022	3,2X56MM*	500	51700.032.056
1,2X10MM*	1000	51700.012.010	2X25MM	250	51700.020.025	3,2X63MM	100	51700.032.063
1,2X12MM*	1000	51700.012.012	2X28MM*	1000	51700.020.028	3,2X71MM*	500	51700.032.071
1,2X14MM*	1000	51700.012.014	2X32MM	250	51700.020.032	3,2X80MM*	500	51700.032.080
1,2X16MM*	1000	51700.012.016	2X36MM*	1000	51700.020.036			
1,2X18MM*	1000	51700.012.018	2X40MM	250	51700.020.040	4X16MM*	500	51700.040.016
1,2X20MM*	1000	51700.012.020	2X45MM*	1000	51700.020.045	4X18MM*	500	51700.040.018
1,2X22MM*	1000	51700.012.022	2X50MM	250	51700.020.050	4X20MM	100	51700.040.020
1,2X25MM*	1000	51700.012.025				4X22MM*	500	51700.040.022
1,2X32MM*	1000	51700.012.032	2,5X10MM	100	51700.025.010	4X25MM	100	51700.040.025
1,2X40MM*	1000	51700.012.040	2,5X12MM*	1000	51700.025.012	4X28MM	100	51700.040.028
			2,5X14MM*	1000	51700.025.014	4X32MM	100	51700.040.032
1,6X6MM*	1000	51700.016.006	2,5X16MM	100	51700.025.016	4X36MM	100	51700.040.036
1,6X8MM*	1000	51700.016.008	2,5X18MM*	1000	51700.025.018	4X40MM	100	51700.040.040
1,6X10MM	250	51700.016.010	2,5X20MM	100	51700.025.020	4X45MM	100	51700.040.045
1,6X12MM	250	51700.016.012	2,5X22MM*	1000	51700.025.022	4X50MM	100	51700.040.050
1,6X14MM*	1000	51700.016.014	2,5X25MM	100	51700.025.025	4X56MM*	500	51700.040.056
1,6X16MM	250	51700.016.016	2,5X28MM*	1000	51700.025.028	4X63MM	100	51700.040.063
1,6X18MM*	1000	51700.016.018	2,5X32MM	100	51700.025.032	4X71MM*	500	51700.040.071

51700 Závlačka

d (nom.) x L	✉	Kód výrobku	d (nom.) x L	✉	Kód výrobku	d (nom.) x L	✉	Kód výrobku
4X80MM	100	51700.040.080	5X100MM	50	51700.050.100	8X50MM	25	51700.080.050
4X90MM*	500	51700.040.090				8X56MM*	100	51700.080.056
4X100MM*	500	51700.040.100	6,3X20MM*	250	51700.063.020	8X63MM	25	51700.080.063
			6,3X25MM	50	51700.063.025	8X71MM*	100	51700.080.071
5X20MM*	250	51700.050.020	6,3X32MM	50	51700.063.032	8X80MM	25	51700.080.080
5X22MM*	250	51700.050.022	6,3X36MM*	250	51700.063.036	8X90MM*	100	51700.080.090
5X25MM	50	51700.050.025	6,3X40MM	50	51700.063.040	8X100MM	25	51700.080.100
5X28MM*	250	51700.050.028	6,3X45MM*	250	51700.063.045			
5X32MM	50	51700.050.032	6,3X50MM	50	51700.063.050	10X32MM*	100	51700.100.032
5X35MM	50	51700.050.035	6,3X56MM*	250	51700.063.056	10X40MM*	100	51700.100.040
5X36MM	50	51700.050.036	6,3X63MM	50	51700.063.063	10X50MM*	100	51700.100.050
5X40MM	50	51700.050.040	6,3X71MM	50	51700.063.071	10X56MM*	100	51700.100.056
5X45MM*	250	51700.050.045	6,3X80MM	50	51700.063.080	10X63MM	25	51700.100.063
5X50MM	50	51700.050.050	6,3X90MM*	250	51700.063.090	10X71MM*	100	51700.100.071
5X56MM*	250	51700.050.056	6,3X100MM	50	51700.063.100	10X80MM	25	51700.100.080
5X63MM	50	51700.050.063				10X90MM*	100	51700.100.090
5X71MM	50	51700.050.071	8X32MM*	100	51700.080.032	10X100MM	25	51700.100.100
5X80MM	50	51700.050.080	8X40MM	25	51700.080.040	10X125MM	25	51700.100.125
5X90MM*	250	51700.050.090	8X45MM*	100	51700.080.045	10X180MM	25	51700.100.180

- Typ austenitické oceli dle rozhodnutí výrobce a může se lišit od typů ocelí uvedených v DIN 267-11.

55700 Závlačka

R49A

Materiál Nerezocel A4

d (nom.) x L	✉	Kód výrobku	d (nom.) x L	✉	Kód výrobku	d (nom.) x L	✉	Kód výrobku
1X8MM*	1000	55700.010.008	2,5X20MM	100	55700.025.020	5X36MM*	250	55700.050.036
1X10MM	250	55700.010.010	2,5X22MM*	1000	55700.025.022	5X40MM	50	55700.050.040
1X12MM	250	55700.010.012	2,5X25MM	100	55700.025.025	5X45MM*	250	55700.050.045
1X16MM	250	55700.010.016	2,5X28MM*	1000	55700.025.028	5X50MM	50	55700.050.050
1X18MM*	1000	55700.010.018	2,5X32MM	100	55700.025.032	5X56MM*	250	55700.050.056
1X20MM	250	55700.010.020	2,5X36MM*	1000	55700.025.036	5X63MM	50	55700.050.063
1X25MM	250	55700.010.025	2,5X40MM	100	55700.025.040	5X71MM*	250	55700.050.071
			2,5X45MM*	1000	55700.025.045	5X80MM	50	55700.050.080
1,2X8MM*	1000	55700.012.008	2,5X50MM	100	55700.025.050	5X90MM*	250	55700.050.090
1,2X10MM*	1000	55700.012.010				5X100MM	50	55700.050.100
1,2X12MM*	1000	55700.012.012	3,2X16MM	100	55700.032.016			
1,2X16MM*	1000	55700.012.016	3,2X18MM*	500	55700.032.018	6,3X25MM	50	55700.063.025
1,2X20MM*	1000	55700.012.020	3,2X20MM	100	55700.032.020	6,3X32MM	50	55700.063.032
1,2X25MM*	1000	55700.012.025	3,2X22MM*	500	55700.032.022	6,3X36MM*	250	55700.063.036
1,2X32MM*	1000	55700.012.032	3,2X25MM	100	55700.032.025	6,3X40MM	50	55700.063.040
			3,2X28MM*	500	55700.032.028	6,3X45MM*	250	55700.063.045
1,6X8MM*	1000	55700.016.008	3,2X32MM	100	55700.032.032	6,3X50MM	50	55700.063.050
1,6X10MM	250	55700.016.010	3,2X36MM*	500	55700.032.036	6,3X56MM*	250	55700.063.056
1,6X12MM	250	55700.016.012	3,2X40MM	100	55700.032.040	6,3X63MM	50	55700.063.063
1,6X16MM	250	55700.016.016	3,2X45MM*	500	55700.032.045	6,3X71MM*	250	55700.063.071
1,6X18MM*	1000	55700.016.018	3,2X50MM	100	55700.032.050	6,3X80MM	50	55700.063.080
1,6X20MM	250	55700.016.020	3,2X56MM*	500	55700.032.056	6,3X90MM*	250	55700.063.090
1,6X22MM*	1000	55700.016.022	3,2X63MM	100	55700.032.063	6,3X100MM	50	55700.063.100
1,6X25MM	250	55700.016.025						
1,6X28MM*	1000	55700.016.028	4X16MM*	500	55700.040.016	8X32MM*	100	55700.080.032
1,6X32MM	250	55700.016.032	4X20MM	100	55700.040.020	8X36MM*	100	55700.080.036
1,6X40MM*	1000	55700.016.040	4X22MM*	500	55700.040.022	8X40MM	25	55700.080.040
			4X25MM	100	55700.040.025	8X45MM*	100	55700.080.045
2X10MM	250	55700.020.010	4X28MM*	500	55700.040.028	8X50MM	25	55700.080.050
2X12MM*	1000	55700.020.012	4X32MM	100	55700.040.032	8X56MM*	100	55700.080.056
2X16MM	250	55700.020.016	4X36MM*	500	55700.040.036	8X63MM	25	55700.080.063
2X18MM	250	55700.020.018	4X40MM	100	55700.040.040	8X71MM*	100	55700.080.071
2X20MM	250	55700.020.020	4X45MM*	500	55700.040.045	8X80MM	25	55700.080.080
2X22MM*	1000	55700.020.022	4X50MM	100	55700.040.050	8X90MM*	100	55700.080.090
2X25MM	250	55700.020.025	4X56MM*	500	55700.040.056	8X100MM	25	55700.080.100
2X28MM*	1000	55700.020.028	4X63MM	100	55700.040.063			
2X32MM	250	55700.020.032	4X71MM*	500	55700.040.071	10X40MM*	100	55700.100.040
2X36MM*	1000	55700.020.036	4X80MM	100	55700.040.080	10X63MM	25	55700.100.063
2X40MM	250	55700.020.040	4X100MM*	500	55700.040.100	10X71MM*	100	55700.100.071
2X45MM*	1000	55700.020.045				10X80MM	25	55700.100.080
2X50MM	250	55700.020.050	5X18MM*	250	55700.050.018	10X90MM*	100	55700.100.090
			5X20MM*	250	55700.050.020	10X100MM	25	55700.100.100
2,5X10MM	100	55700.025.010	5X22MM*	250	55700.050.022	10X125MM	25	55700.100.125
2,5X12MM*	1000	55700.025.012	5X25MM	50	55700.050.025			
2,5X16MM	100	55700.025.016	5X28MM*	250	55700.050.028	13 X 90 MM	25	55700.130.090
2,5X18MM*	1000	55700.025.018	5X32MM	50	55700.050.032			

- Typ austenitické oceli dle rozhodnutí výrobce a může se lišit od typů ocelí uvedených v DIN 267-11.

50210 Závlačka M11F

Materiál Mosaz

d (nom.) x L	✉	Kód výrobku	d (nom.) x L	✉	Kód výrobku	d (nom.) x L	✉	Kód výrobku
1,6X20MM	500	50210.016.020	2,5X50MM	500	50210.025.050	4X50MM	250	50210.040.050
1,6X25MM	500	50210.016.025	2,5X63MM	500	50210.025.063	4X63MM	250	50210.040.063
1,6X32MM	500	50210.016.032				4X80MM	250	50210.040.080
1,6X40MM	500	50210.016.040	3,2X25MM	250	50210.032.025			
			3,2X32MM	250	50210.032.032	5X40MM	100	50210.050.040
2X25MM	500	50210.020.025	3,2X40MM	250	50210.032.040	5X50MM	100	50210.050.050
2X32MM	500	50210.020.032	3,2X50MM	250	50210.032.050	5X63MM	100	50210.050.063
2X40MM	500	50210.020.040	3,2X63MM	250	50210.032.063	5X80MM	100	50210.050.080
2X50MM	500	50210.020.050						
			4X25MM	250	50210.040.025	6,3X63MM	100	50210.063.063
2,5X25MM	500	50210.025.025	4X32MM	250	50210.040.032	6,3X80MM	100	50210.063.080
2,5X32MM	500	50210.025.032	4X40MM	250	50210.040.040	6,3X100MM	100	50210.063.100
2,5X40MM	500	50210.025.040						

50390 Závlačka M11F

Materiál Měď

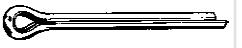

d (nom.) x L	✉	Kód výrobku	d (nom.) x L	✉	Kód výrobku	d (nom.) x L	✉	Kód výrobku
1,6X20MM	500	50390.016.020	3,2X40MM	250	50390.032.040			
1,6X32MM	500	50390.016.032	3,2X50MM	250	50390.032.050	5X40MM	100	50390.050.040
			3,2X63MM	250	50390.032.063	5X50MM	100	50390.050.050
2X32MM	500	50390.020.032				5X63MM	100	50390.050.063
2X40MM	500	50390.020.040	4X32MM	250	50390.040.032	5X80MM	100	50390.050.080
			4X40MM	250	50390.040.040			
2,5X32MM	500	50390.025.032	4X50MM	250	50390.040.050	6,3X63MM	100	50390.063.063
2,5X40MM	500	50390.025.040	4X63MM	250	50390.040.063	6,3X80MM	100	50390.063.080
			4X80MM	250	50390.040.080	6,3X100MM	100	50390.063.100
3,2X32MM	250	50390.032.032						

Vinutá závlačka pro šroub jednoduchá

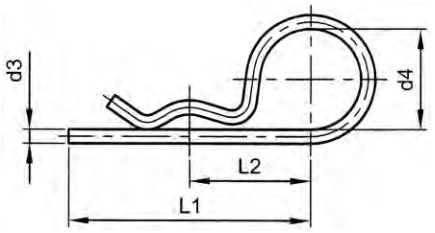

DIN **≈11024**

Technické údaje

d1(nom.) = otvor ø	Pro hřídel ø d_2 >	Pro hřídel ø d_2 ≤	d_3	d_4	L_1	L_2
2.5	9	14	2	10	50	25
3.5	10	16	3	18	60	28
4.5	16	20	4	20	60	30
6	20	28	5	24	85	40
7	28	40	6	30	105	50
8	28	45	7	30	105	50
9	30	45	8	28	110	55

Údaje o montáži

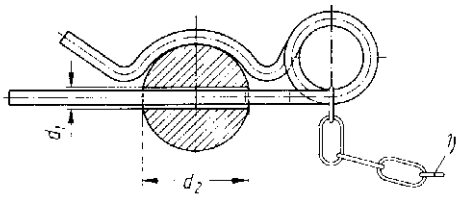

Viz údaje o montáži. Pro průměr otvoru d1 (jmenovitý) se doporučuje tolerance H13.
Doporučuje se spojit pružinovou závlačku s částí, ke které má být upevněna.

Skupiny produktů

Materiál	Povrchová úprava	Kód	Strana
Pružinová ocel	Zn žl	39610	9-41
NO A2		51970	9-41

39610 Vinutá závlačka pro šroub jednoduchá — L11E

Materiál Pružinová ocel
Povrchová úprava Pozinkované žlutě pasivované

d_1 (=d_3)	✉	Kód výrobku	d_1 (=d_3)	✉	Kód výrobku	d_1 (=d_3)	✉	Kód výrobku
2,5 (=2 MM)	50	39610.020.001	6 (=5 MM)	25	39610.050.001	8 (=7 MM)	10	39610.070.001
3,5 (=3 MM)	50	39610.030.001	7 (=6 MM)	25	39610.060.001	9 (=8 MM)	10	39610.080.001
4,5 (=4 MM)	25	39610.040.001						

- UPOZORNĚNÍ: Elektrolytické pokovení těchto produktů může způsobit vodíkovou křehkost.

51970 Vinutá závlačka pro šroub jednoduchá — R09A

Materiál Nerezocel A2

RoHS

d_1 (=d_3)	✉	Kód výrobku	d_1 (=d_3)	✉	Kód výrobku	d_1 (=d_3)	✉	Kód výrobku
2,5 (=2 MM)	50	51970.020.001	4,5 (=4 MM)	25	51970.040.001	7 (=6 MM)	25	51970.060.001
3,5 (=3 MM)	50	51970.030.001	6 (=5 MM)	25	51970.050.001			

Vinutá závlačka pro šroub dvojitá

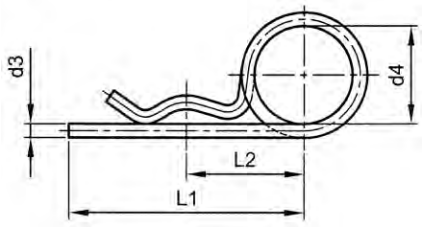

DIN ≈11024

Technické údaje

d1(nom.) = otvor ø	Pro hřídel ø d_2 >	Pro hřídel ø d_2 ≤	d_3	d_4	L_1	L_2
3.5	14	20	3	16	62	32
4.5	17	24	4	23	78	44
5.5	18	30	5	26	92	50
6.5	24	36	6	30	120	70
8	26	40	7	30	130	72
9	24	40	8	30	130	76

Údaje o montáži

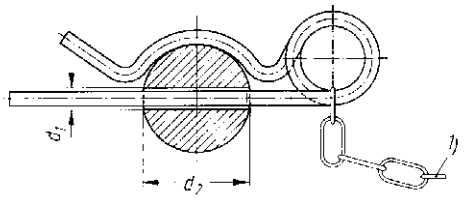

Viz údaje o montáži. Pro průměr otvoru d1 (jmenovitý) se doporučuje tolerance H13.
Doporučuje se spojit pružinovou závlačku s částí, ke které má být upevněna.

39630 Vinutá závlačka pro šroub dvojitá **L11E**

Materiál Pružinová ocel
Povrchová úprava Pozinkované žlutě pasivované

d_1 (=d_3)	✉	Kód výrobku	d_1 (=d_3)	✉	Kód výrobku	d_1 (=d_3)	✉	Kód výrobku
3,5 (=3 MM)	50	39630.030.001	5,5 (=5 MM)	25	39630.050.001	8 (=7 MM)	10	39630.070.001
4,5 (=4 MM)	25	39630.040.001	6,5 (=6 MM)	25	39630.060.001	9 (=8MM)	10	39630.080.001

- UPOZORNĚNÍ: Elektrolytické pokovení těchto produktů může způsobit vodíkovou křehkost.

Vinutá závlačka pro šroub dvojitá, A4

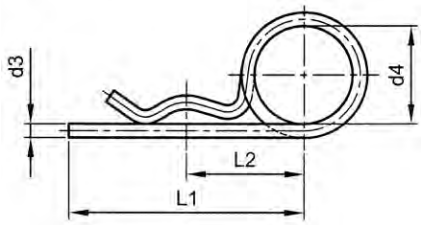

DIN 11024

Technické údaje

d1(nom.) = otvor ø	Pro hřídel ø d_2 >	Pro hřídel ø d_2 ≤	d_3	d_4	L_1	L_2
3.2	11.2	14	2.8	20	48	26
4	14	20	3.6	20	64	32
5	20	26	4.5	25	80	39
7	34	45	6.3	30	125	56
8	45	56	7	30	150	63

Údaje o montáži

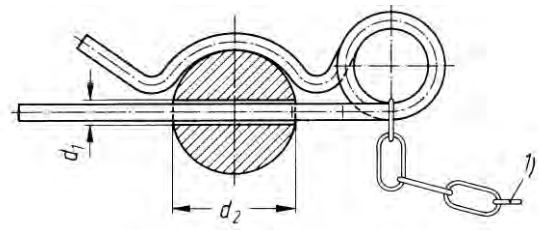

Viz údaje o montáži. Pro průměr otvoru d1 (jmenovitý) se doporučuje tolerance H13.
Doporučuje se spojit pružinovou závlačku s částí, ke které má být upevněna.

55970 Vinutá závlačka pro šroub dvojitá, A4 **R09A**

Materiál Nerezocel A4

d_1 (=d_3)	✉	Kód výrobku	d_1 (=d_3)	✉	Kód výrobku	d_1 (=d_3)	✉	Kód výrobku
3,2 (=2,8MM)	50	55970.032.001	5 (=4,5MM)	50	55970.050.001	8 (=7MM)	10	55970.080.001
4 (=3,6MM)	50	55970.040.001	7 (=6,3MM)	10	55970.070.001			

Trubkový kolík

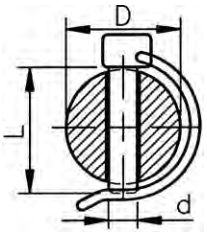



Technické údaje

d x L	Pro jmenovitý rozměr D mm	Pro jmenovitý rozměr D v palcích
6x40	36	1.13/32
6x45	40	1.9/16
8x40	36	1.13/32
8x45	40	1.9/16
8x50	45	1.3/4
10x40	36	1.13/32
10x50	45	1.3/4
10x60	55	2.11/64

Údaje o montáži

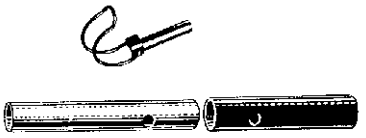

39680 Trubkový kolík **L11G**

Materiál Pružinová ocel
Povrchová úprava Pozinkované žlutě pasivované

d x L	✉	Kód výrobku	d x L	✉	Kód výrobku	d x L	✉	Kód výrobku
6X40MM	25	39680.060.040	8X45MM	25	39680.080.045	10X40MM	10	39680.100.040
6X45MM	25	39680.060.045	8X50MM	25	39680.080.050	10X50MM	10	39680.100.050
						10X60MM	10	39680.100.060
8X40MM	25	39680.080.040						

- UPOZORNĚNÍ: Elektrolytické pokovení těchto produktů může způsobit vodíkovou křehkost.

9

Zákolník

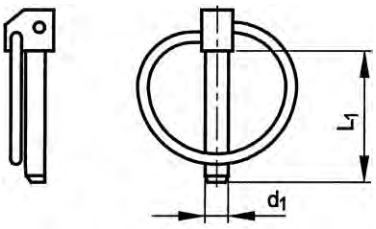



Technické údaje

d_1	d_3 (H11)	d_4 (max.)	L_2	Tvar hřídele
4.5	5	25	8	a
6	6.2	32	10	a
7	8	32	12	b
8	8.5	32	12	b
9.5	10	32	14	b
10	10.5	32	14	b
11	12	32	14	b

- Tvar hřídele a = kulatý, b = zploštělý na jedné straně

Údaje o montáži

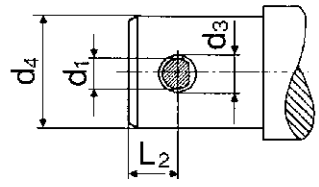

39660 Zákolník **L11E**

Materiál Pružinová ocel
Povrchová úprava Pozinkované žlutě pasivované

d_1 x L_1	✉	Kód výrobku	d_1 x L_1	✉	Kód výrobku	d_1 x L_1	✉	Kód výrobku
4,5x40MM	25	39660.045.001	8x40MM	25	39660.080.001	10x40MM	10	39660.100.001
6x40MM	25	39660.060.001	9,5x40MM	25	39660.095.001	11x40MM	10	39660.110.001
7x40MM	25	39660.070.001						

- UPOZORNĚNÍ: Elektrolytické pokovení těchto produktů může způsobit vodíkovou křehkost.

Rovné pero vysoké

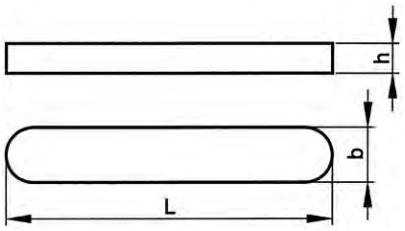

DIN	**6885 A**
ISO	773
NEN	2430
BS	4235-1



Technické údaje

b	Pro hřídel ø >	Pro hřídel ø ≤	h	b	Pro hřídel ø >	Pro hřídel ø ≤	h
2	6	8	2	**18**	50	58	11
3	8	10	3	**20**	75	85	12
4	10	12	4	**22**	75	80	14
5	12	17	5	**25**	85	95	14
6	17	22	6	**28**	95	110	16
8	22	30	7	**32**	110	130	18
10	30	38	8	**36**	130	150	20
12	38	44	8	**40**	150	170	22
14	44	50	9	**45**	170	200	25
16	50	58	10	**50**	200	230	28

Skupiny produktů

Materiál	Kód	Strana
Oc C45K	39250	9-46
NO A4	55510	9-48

39250 **Rovné pero vysoké** **L11B**

Materiál Ocel C45K

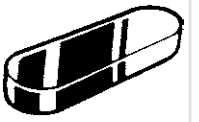

b x h x L	✉	Kód výrobku	b x h x L	✉	Kód výrobku	b x h x L	✉	Kód výrobku
2X2X6MM	50	39250.022.006	4X4X15MM	50	39250.044.015	5X5X80MM	50	39250.055.080
2X2X8MM	50	39250.022.008	4X4X16MM	50	39250.044.016			
2X2X10MM	50	39250.022.010	4X4X18MM	50	39250.044.018	6X6X10MM	50	39250.066.010
2X2X12MM	50	39250.022.012	4X4X20MM	50	39250.044.020	6X6X12MM	50	39250.066.012
2X2X14MM	50	39250.022.014	4X4X22MM	50	39250.044.022	6X6X14MM	50	39250.066.014
2X2X16MM	50	39250.022.016	4X4X25MM	50	39250.044.025	6X6X15MM	50	39250.066.015
2X2X18MM	50	39250.022.018	4X4X28MM	50	39250.044.028	6X6X16MM	50	39250.066.016
2X2X20MM	50	39250.022.020	4X4X30MM	50	39250.044.030	6X6X18MM	50	39250.066.018
2X2X22MM	50	39250.022.022	4X4X32MM	50	39250.044.032	6X6X20MM	50	39250.066.020
2X2X25MM	50	39250.022.025	4X4X35MM	50	39250.044.035	6X6X22MM	50	39250.066.022
2X2X28MM	50	39250.022.028	4X4X36MM	50	39250.044.036	6X6X25MM	50	39250.066.025
2X2X30MM	50	39250.022.030	4X4X40MM	50	39250.044.040	6X6X28MM	50	39250.066.028
2X2X36MM	50	39250.022.036	4X4X45MM	50	39250.044.045	6X6X30MM	50	39250.066.030
2X2X40MM	50	39250.022.040	4X4X50MM	50	39250.044.050	6X6X32MM	50	39250.066.032
						6X6X35MM	50	39250.066.035
3X3X6MM	50	39250.033.006	5X5X10MM	50	39250.055.010	6X6X36MM	50	39250.066.036
3X3X8MM	50	39250.033.008	5X5X12MM	50	39250.055.012	6X6X40MM	50	39250.066.040
3X3X10MM	50	39250.033.010	5X5X14MM	50	39250.055.014	6X6X45MM	50	39250.066.045
3X3X12MM	50	39250.033.012	5X5X15MM	50	39250.055.015	6X6X50MM	50	39250.066.050
3X3X14MM	50	39250.033.014	5X5X16MM	50	39250.055.016	6X6X55MM	50	39250.066.055
3X3X15MM	50	39250.033.015	5X5X18MM	50	39250.055.018	6X6X56MM	50	39250.066.056
3X3X16MM	50	39250.033.016	5X5X20MM	50	39250.055.020	6X6X60MM	50	39250.066.060
3X3X18MM	50	39250.033.018	5X5X22MM	50	39250.055.022	6X6X63MM	50	39250.066.063
3X3X20MM	50	39250.033.020	5X5X25MM	50	39250.055.025	6X6X65MM	50	39250.066.065
3X3X22MM	50	39250.033.022	5X5X28MM	50	39250.055.028	6X6X70MM	50	39250.066.070
3X3X25MM	50	39250.033.025	5X5X30MM	50	39250.055.030	6X6X75MM	50	39250.066.075
3X3X28MM	50	39250.033.028	5X5X32MM	50	39250.055.032	6X6X80MM	50	39250.066.080
3X3X30MM	50	39250.033.030	5X5X35MM	50	39250.055.035	6X6X90MM	50	39250.066.090
3X3X32MM	50	39250.033.032	5X5X36MM	50	39250.055.036	6X6X100MM	50	39250.066.100
3X3X35MM	50	39250.033.035	5X5X40MM	50	39250.055.040			
3X3X40MM	50	39250.033.040	5X5X45MM	50	39250.055.045	8X7X10MM	50	39250.087.010
			5X5X50MM	50	39250.055.050	8X7X12MM	50	39250.087.012
4X4X6MM	50	39250.044.006	5X5X55MM	50	39250.055.055	8X7X15MM	50	39250.087.015
4X4X8MM	50	39250.044.008	5X5X56MM	50	39250.055.056	8X7X16MM	50	39250.087.016
4X4X10MM	50	39250.044.010	5X5X60MM	50	39250.055.060	8X7X18MM	50	39250.087.018
4X4X12MM	50	39250.044.012	5X5X63MM	50	39250.055.063	8X7X20MM	50	39250.087.020
4X4X14MM	50	39250.044.014	5X5X70MM	50	39250.055.070	8X7X22MM	50	39250.087.022

39250 Rovné pero vysoké

b x h x L	✉	Kód výrobku
8X7X25MM	50	39250.087.025
8X7X28MM	50	39250.087.028
8X7X30MM	50	39250.087.030
8X7X32MM	50	39250.087.032
8X7X35MM	25	39250.087.035
8X7X36MM	25	39250.087.036
8X7X40MM	25	39250.087.040
8X7X45MM	25	39250.087.045
8X7X50MM	25	39250.087.050
8X7X55MM	25	39250.087.055
8X7X60MM	25	39250.087.060
8X7X63MM	25	39250.087.063
8X7X65MM	25	39250.087.065
8X7X70MM	25	39250.087.070
8X7X75MM	25	39250.087.075
8X7X80MM	25	39250.087.080
8X7X85MM	25	39250.087.085
8X7X90MM	25	39250.087.090
8X7X100MM	25	39250.087.100
8X7X110MM	25	39250.087.110
8X7X120MM	25	39250.087.120
8X7X125MM	25	39250.087.125
8X7X140MM	25	39250.087.140
8X7X160MM	25	39250.087.160
8X7X180MM	25	39250.087.180
10X8X16MM	25	39250.108.016
10X8X18MM	25	39250.108.018
10X8X20MM	25	39250.108.020
10X8X22MM	25	39250.108.022
10X8X25MM	25	39250.108.025
10X8X28MM	25	39250.108.028
10X8X30MM	25	39250.108.030
10X8X32MM	25	39250.108.032
10X8X35MM	25	39250.108.035
10X8X36MM	25	39250.108.036
10X8X40MM	25	39250.108.040
10X8X45MM	25	39250.108.045
10X8X50MM	25	39250.108.050
10X8X55MM	25	39250.108.055
10X8X56MM	25	39250.108.056
10X8X60MM	25	39250.108.060
10X8X63MM	25	39250.108.063
10X8X65MM	25	39250.108.065
10X8X70MM	25	39250.108.070
10X8X75MM	25	39250.108.075
10X8X80MM	25	39250.108.080
10X8X85MM	25	39250.108.085
10X8X90MM	25	39250.108.090
10X8X100MM	25	39250.108.100
10X8X110MM	25	39250.108.110
10X8X120MM	25	39250.108.120
10X8X125MM	25	39250.108.125
10X8X140MM	25	39250.108.140
10X8X160MM	25	39250.108.160
10X8X180MM	25	39250.108.180
12X8X20MM	25	39250.128.020
12X8X22MM	25	39250.128.022
12X8X25MM	25	39250.128.025
12X8X28MM	25	39250.128.028
12X8X30MM	25	39250.128.030
12X8X32MM	25	39250.128.032
12X8X35MM	25	39250.128.035
12X8X36MM	25	39250.128.036
12X8X40MM	25	39250.128.040
12X8X45MM	25	39250.128.045
12X8X50MM	25	39250.128.050
12X8X55MM	10	39250.128.055
12X8X56MM	10	39250.128.056
12X8X60MM	10	39250.128.060
12X8X63MM	10	39250.128.063
12X8X65MM	10	39250.128.065
12X8X70MM	10	39250.128.070
12X8X75MM	10	39250.128.075
12X8X80MM	10	39250.128.080
12X8X85MM	10	39250.128.085
12X8X90MM	10	39250.128.090
12X8X100MM	10	39250.128.100
12X8X110MM	10	39250.128.110
12X8X120MM	10	39250.128.120
12X8X125MM	10	39250.128.125

b x h x L	✉	Kód výrobku
12X8X140MM	10	39250.128.140
12X8X160MM	10	39250.128.160
12X8X180MM	10	39250.128.180
14X9X25MM	10	39250.149.025
14X9X28MM	10	39250.149.028
14X9X30MM	10	39250.149.030
14X9X32MM	10	39250.149.032
14X9X35MM	10	39250.149.035
14X9X36MM	10	39250.149.036
14X9X40MM	10	39250.149.040
14X9X45MM	10	39250.149.045
14X9X50MM	10	39250.149.050
14X9X55MM	10	39250.149.055
14X9X56MM	10	39250.149.056
14X9X60MM	10	39250.149.060
14X9X63MM	10	39250.149.063
14X9X65MM	10	39250.149.065
14X9X70MM	10	39250.149.070
14X9X75MM	10	39250.149.075
14X9X80MM	10	39250.149.080
14X9X85MM	10	39250.149.085
14X9X90MM	10	39250.149.090
14X9X100MM	10	39250.149.100
14X9X110MM	10	39250.149.110
14X9X120MM	10	39250.149.120
14X9X125MM	10	39250.149.125
14X9X140MM	10	39250.149.140
14X9X160MM	10	39250.149.160
14X9X180MM	10	39250.149.180
16X10X30MM	10	39250.170.030
16X10X32MM	10	39250.170.032
16X10X36MM	10	39250.170.036
16X10X40MM	10	39250.170.040
16X10X45MM	10	39250.170.045
16X10X50MM	10	39250.170.050
16X10X56MM	10	39250.170.056
16X10X60MM	10	39250.170.060
16X10X63MM	10	39250.170.063
16X10X70MM	10	39250.170.070
16X10X80MM	10	39250.170.080
16X10X90MM	10	39250.170.090
16X10X100MM	10	39250.170.100
16X10X110MM	10	39250.170.110
16X10X120MM	10	39250.170.120
16X10X125MM	10	39250.170.125
16X10X140MM	10	39250.170.140
16X10X160MM	10	39250.170.160
16X10X180MM	10	39250.170.180
16X10X200MM	10	39250.170.200
18X11X40MM	10	39250.191.040
18X11X45MM	10	39250.191.045
18X11X50MM	10	39250.191.050
18X11X56MM	10	39250.191.056
18X11X60MM	10	39250.191.060
18X11X63MM	10	39250.191.063
18X11X70MM	10	39250.191.070
18X11X80MM	10	39250.191.080
18X11X90MM	10	39250.191.090
18X11X100MM	10	39250.191.100
18X11X110MM	10	39250.191.110
18X11X120MM	10	39250.191.120
18X11X125MM	10	39250.191.125
18X11X140MM	10	39250.191.140
18X11X160MM	10	39250.191.160
18X11X180MM	10	39250.191.180
18X11X200MM	10	39250.191.200
20X12X40MM	10	39250.212.040
20X12X45MM	10	39250.212.045
20X12X50MM	10	39250.212.050
20X12X56MM	10	39250.212.056
20X12X60MM	10	39250.212.060
20X12X63MM	10	39250.212.063
20X12X70MM	10	39250.212.070
20X12X80MM	10	39250.212.080
20X12X90MM	10	39250.212.090
20X12X100MM	10	39250.212.100
20X12X110MM	10	39250.212.110
20X12X120MM	10	39250.212.120

b x h x L	✉	Kód výrobku
20X12X125MM	10	39250.212.125
20X12X140MM	10	39250.212.140
20X12X160MM	10	39250.212.160
20X12X180MM	10	39250.212.180
20X12X200MM	10	39250.212.200
20X12X220MM	10	39250.212.220
22X14X50MM	10	39250.234.050
22X14X56MM	10	39250.234.056
22X14X60MM	10	39250.234.060
22X14X63MM	10	39250.234.063
22X14X70MM	10	39250.234.070
22X14X80MM	10	39250.234.080
22X14X90MM	10	39250.234.090
22X14X100MM	10	39250.234.100
22X14X110MM	10	39250.234.110
22X14X120MM	10	39250.234.120
22X14X125MM	10	39250.234.125
22X14X140MM	10	39250.234.140
22X14X160MM	10	39250.234.160
22X14X180MM	10	39250.234.180
22X14X200MM	10	39250.234.200
22X14X220MM	10	39250.234.220
22X14X250MM	10	39250.234.250
25X14X63MM	10	39250.264.063
25X14X70MM	10	39250.264.070
25X14X80MM	10	39250.264.080
25X14X90MM	10	39250.264.090
25X14X100MM	10	39250.264.100
25X14X110MM	10	39250.264.110
25X14X120MM	10	39250.264.120
25X14X125MM	10	39250.264.125
25X14X140MM	10	39250.264.140
25X14X160MM	10	39250.264.160
25X14X180MM	10	39250.264.180
25X14X200MM	5	39250.264.200
25X14X220MM	5	39250.264.220
25X14X250MM	5	39250.264.250
25X14X280MM	5	39250.264.280
28X16X63MM	5	39250.296.063
28X16X70MM	5	39250.296.070
28X16X80MM	5	39250.296.080
28X16X90MM	5	39250.296.090
28X16X100MM	5	39250.296.100
28X16X110MM	5	39250.296.110
28X16X125MM	5	39250.296.125
28X16X140MM	5	39250.296.140
28X16X160MM	5	39250.296.160
28X16X180MM	5	39250.296.180
28X16X200MM	5	39250.296.200
28X16X220MM	5	39250.296.220
28X16X250MM	5	39250.296.250
28X16X320MM	5	39250.296.320
32X18X70MM	5	39250.338.070
32X18X80MM	5	39250.338.080
32X18X90MM	5	39250.338.090
32X18X100MM	5	39250.338.100
32X18X110MM	5	39250.338.110
32X18X125MM	5	39250.338.125
32X18X140MM	5	39250.338.140
32X18X160MM	5	39250.338.160
32X18X180MM	5	39250.338.180
32X18X200MM	5	39250.338.200
32X18X220MM	5	39250.338.220
32X18X250MM	5	39250.338.250
32X18X280MM	5	39250.338.280
32X18X320MM	5	39250.338.320
32X18X360MM	5	39250.338.360
36X20X80MM	5	39250.380.080
36X20X90MM	5	39250.380.090
36X20X100MM	5	39250.380.100
36X20X110MM	5	39250.380.110
36X20X120MM	5	39250.380.120
36X20X125MM	5	39250.380.125
36X20X140MM	5	39250.380.140
36X20X160MM	5	39250.380.160
36X20X180MM	5	39250.380.180
36X20X200MM	5	39250.380.200

39250 Rovné pero vysoké

b x h x L	✉	Kód výrobku	b x h x L	✉	Kód výrobku	b x h x L	✉	Kód výrobku
36X20X220MM	5	39250.380.220	40X22X220MM	5	39250.422.220	45X25X280MM	5	39250.475.280
36X20X250MM	5	39250.380.250	40X22X250MM	5	39250.422.250	45X25X320MM	5	39250.475.320
36X20X280MM	5	39250.380.280	40X22X280MM	5	39250.422.280	45X25X360MM	5	39250.475.360
36X20X320MM	5	39250.380.320	40X22X320MM	5	39250.422.320	45X25X400MM	5	39250.475.400
36X20X360MM	5	39250.380.360	40X22X360MM	5	39250.422.360			
36X20X400MM	5	39250.380.400	40X22X400MM	5	39250.422.400	50X28X125MM	3	39250.528.125
						50X28X140MM	3	39250.528.140
40X22X80MM	5	39250.422.080	45X25X100MM	5	39250.475.100	50X28X160MM	3	39250.528.160
40X22X90MM	5	39250.422.090	45X25X110MM	5	39250.475.110	50X28X180MM	3	39250.528.180
40X22X100MM	5	39250.422.100	45X25X125MM	5	39250.475.125	50X28X200MM	3	39250.528.200
40X22X110MM	5	39250.422.110	45X25X140MM	5	39250.475.140	50X28X220MM	3	39250.528.220
40X22X125MM	5	39250.422.125	45X25X160MM	5	39250.475.160	50X28X250MM	3	39250.528.250
40X22X140MM	5	39250.422.140	45X25X180MM	5	39250.475.180	50X28X280MM	3	39250.528.280
40X22X160MM	5	39250.422.160	45X25X200MM	5	39250.475.200	50X28X320MM	3	39250.528.320
40X22X180MM	5	39250.422.180	45X25X220MM	5	39250.475.220	50X28X360MM	3	39250.528.360
40X22X200MM	5	39250.422.200	45X25X250MM	5	39250.475.250	50X28X400MM	3	39250.528.400

- Klínová ocel dle DIN 1652 a DIN 6880.

55510 Rovné pero vysoké

R49A

Materiál Nerezocel A4

RoHS

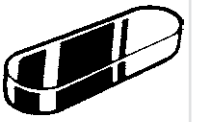

b x h x L	✉	Kód výrobku	b x h x L	✉	Kód výrobku	b x h x L	✉	Kód výrobku
3X3X16MM	50	55510.033.016	6X6X63MM	25	55510.066.063	12X8X50MM	10	55510.128.050
3X3X25MM	50	55510.033.025	6X6X70MM	25	55510.066.070	12X8X56MM	50	55510.128.056
						12X8X60MM	50	55510.128.060
4X4X10MM*	200	55510.044.010	8X7X14MM*	100	55510.087.014	12X8X63MM	5	55510.128.063
4X4X12MM	25	55510.044.012	8X7X16MM	25	55510.087.016	12X8X70MM	5	55510.128.070
4X4X14MM*	200	55510.044.014	8X7X18MM	25	55510.087.018	12X8X80MM	5	55510.128.080
4X4X16MM	25	55510.044.016	8X7X20MM	25	55510.087.020	12X8X90MM*	50	55510.128.090
4X4X18MM*	200	55510.044.018	8X7X25MM	25	55510.087.025	12X8X100MM	5	55510.128.100
4X4X20MM	25	55510.044.020	8X7X28MM*	100	55510.087.028			
4X4X22MM	25	55510.044.022	8X7X30MM	25	55510.087.030	14X9X28MM	5	55510.149.028
4X4X25MM	25	55510.044.025	8X7X32MM	25	55510.087.032	14X9X30MM*	50	55510.149.030
4X4X30MM*	200	55510.044.030	8X7X35MM*	100	55510.087.035	14X9X32MM*	50	55510.149.032
4X4X32MM	25	55510.044.032	8X7X36MM	25	55510.087.036	14X9X36MM*	50	55510.149.036
4X4X36MM*	200	55510.044.036	8X7X40MM	10	55510.087.040	14X9X40MM	5	55510.149.040
4X4X40MM	25	55510.044.040	8X7X45MM	100	55510.087.045	14X9X45MM	5	55510.149.045
4X4X50MM*	200	55510.044.050	8X7X50MM	10	55510.087.050	14X9X50MM	5	55510.149.050
			8X7X60MM	10	55510.087.060	14X9X56MM	5	55510.149.056
5X5X10MM*	200	55510.055.010	8X7X63MM	10	55510.087.063	14X9X60MM	5	55510.149.060
5X5X12MM	25	55510.055.012	8X7X70MM	10	55510.087.070	14X9X63MM	5	55510.149.063
5X5X14MM*	200	55510.055.014	8X7X80MM	10	55510.087.080	14X9X70MM	5	55510.149.070
5X5X16MM	25	55510.055.016	8X7X90MM	10	55510.087.090	14X9X80MM	5	55510.149.080
5X5X18MM*	200	55510.055.018	8X7X100MM	10	55510.087.100	14X9X90MM	50	55510.149.090
5X5X20MM	25	55510.055.020	8X7X125MM	5	55510.087.125	14X9X100MM	5	55510.149.100
5X5X22MM*	200	55510.055.022						
5X5X25MM	25	55510.055.025	10X8X16MM	10	55510.108.016	16X10X50MM	5	55510.170.050
5X5X30MM*	200	55510.055.030	10X8X25MM	10	55510.108.025	16X10X63MM	5	55510.170.063
5X5X32MM	25	55510.055.032	10X8X28MM*	100	55510.108.028	16X10X70MM	5	55510.170.070
5X5X36MM*	200	55510.055.036	10X8X30MM*	100	55510.108.030	16X10X80MM	5	55510.170.080
5X5X40MM	25	55510.055.040	10X8X32MM	10	55510.108.032	16X10X100MM	5	55510.170.100
5X5X50MM	25	55510.055.050	10X8X36MM*	100	55510.108.036			
			10X8X40MM	10	55510.108.040	18X11X50MM	5	55510.191.050
6X6X12MM*	200	55510.066.012	10X8X45MM*	100	55510.108.045	18X11X60MM	5	55510.191.060
6X6X14MM*	200	55510.066.014	10X8X50MM	10	55510.108.050	18X11X63MM	5	55510.191.063
6X6X16MM	25	55510.066.016	10X8X56MM*	100	55510.108.056	18X11X70MM	5	55510.191.070
6X6X18MM*	200	55510.066.018	10X8X60MM	10	55510.108.060	18X11X80MM	5	55510.191.080
6X6X20MM	25	55510.066.020	10X8X63MM	10	55510.108.063	18X11X90MM	5	55510.191.090
6X6X22MM	25	55510.066.022	10X8X70MM	10	55510.108.070	18X11X100MM	5	55510.191.100
6X6X25MM	25	55510.066.025	10X8X80MM	10	55510.108.080	18X11X110MM	5	55510.191.110
6X6X28MM*	200	55510.066.028	10X8X90MM	10	55510.108.090	18X11X140MM	5	55510.191.140
6X6X30MM	200	55510.066.030	10X8X100MM	10	55510.108.100			
6X6X32MM	25	55510.066.032	10X8X125MM	5	55510.108.125	20X12X50MM	5	55510.212.050
6X6X35MM	25	55510.066.035				20X12X70MM	5	55510.212.070
6X6X36MM*	200	55510.066.036	12X8X30MM*	50	55510.128.030	20X12X80MM	5	55510.212.080
6X6X40MM	25	55510.066.040	12X8X32MM	10	55510.128.032	20X12X90MM	5	55510.212.090
6X6X45MM	25	55510.066.045	12X8X36MM*	50	55510.128.036	20X12X100MM	5	55510.212.100
6X6X50MM	25	55510.066.050	12X8X40MM	10	55510.128.040	20X12X110MM	5	55510.212.110
6X6X60MM*	200	55510.066.060	12X8X45MM*	50	55510.128.045	20X12X140MM	5	55510.212.140

Přesná klínová ocel, 1 metr

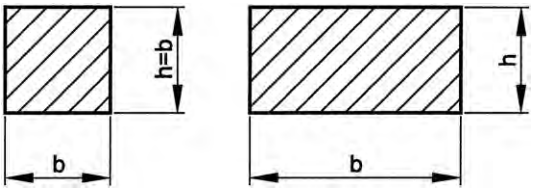

DIN **6880**

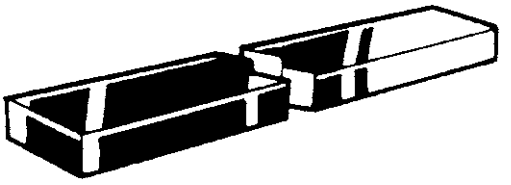

- Přesná klínová ocel je vyrobena tažením za studena, má poměrně hladký a lesklý povrch a vyznačuje se vysokou přesností rozměrů.
- Používá se pro výrobu hladkých per a kuželových klínů s nosem.
- Pro b platí tolerance h9 a pro h tolerance h11 (kromě rozměru 12 x 8 a čtvercové klínové oceli, u které platí pro b i h tolerance h9).

Skupiny produktů

Materiál	Kód	Strana
Oc C45K	39270	9-49
NO A4	55512	9-49

39270 **Přesná klínová ocel, 1 metr** **L11B**

Materiál Ocel C45K

b x h	✉	Kód výrobku	b x h	✉	Kód výrobku	b x h	✉	Kód výrobku
3X3MM	2	39270.033.001	12X8MM	2	39270.128.001	20X20MM	1	39270.220.001
4X4MM	2	39270.044.001	12X12MM	2	39270.132.001	22X14MM	1	39270.234.001
5X5MM	2	39270.055.001	14X9MM	1	39270.149.001	22X22MM	1	39270.242.001
6X6MM	2	39270.066.001	14X14MM	1	39270.154.001	25X14MM	1	39270.264.001
7X7MM	2	39270.077.001	16X10MM	1	39270.170.001	28X16MM	1	39270.296.001
8X7MM	2	39270.087.001	16X16MM	1	39270.176.001	32X18MM	1	39270.338.001
8X8MM	2	39270.088.001	18X11MM	1	39270.191.001	36X20MM	1	39270.380.001
10X8MM	2	39270.108.001	18X18MM	1	39270.198.001	40X22MM	1	39270.422.001
10X10MM	2	39270.110.001	20X12MM	1	39270.212.001	45X25MM	1	39270.475.001

55512 **Přesná klínová ocel, 1 metr** **R49A**

Materiál Nerezocel A4 **DIN** **≈6880**

b x h	✉	Kód výrobku	b x h	✉	Kód výrobku	b x h	✉	Kód výrobku
4X4MM	2	55512.044.001	12X8MM	2	55512.128.001	20X12MM	1	55512.212.001
5X5MM	2	55512.055.001	14X9MM	1	55512.149.001	22X14MM	1	55512.234.001
6X6MM	2	55512.066.001	16X10MM	1	55512.170.001	25X14MM	1	55512.264.001
8X7MM	2	55512.087.001	18X11MM	1	55512.191.001	28X16MM	1	55512.296.001
10X8MM	2	55512.108.001						

Woodruffovo pero

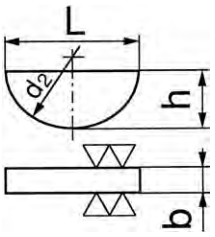

DIN	**6888**
ISO	3912
BS	4235-2



Technické údaje

b (h9) x h (h12)	Pro hřídel (1.) ø >	Pro hřídel (1.) ø ≤	Pro hřídel (2.) ø >	Pro hřídel (2.) ø ≤	d_2	L ≈
2x2.6	6	8	10	12	7	6.76
2x3.7	6	8	10	12	10	9.66
2x5 (≠DIN)	8	10	12	17	-	12.65
2.5x3.7	8	10	12	17	10	9.66
3x3.7	8	10	12	17	10	9.66
3x5	8	10	12	17	13	12.65
3x6.5	-	-	12	17	16	15.72
3x7.5 (≠DIN)	10	12	17	22	-	18.57
4x5	10	12	17	22	13	12.65
4x6.5 (≠DIN)	10	12	17	22	16	15.72
4x7.5	10	12	17	22	16	15.72
4x9	12	17	22	30	16	15.72
5x6.5	12	17	22	30	16	15.72
5x7.5	12	17	22	30	19	18.57
5x9	-	-	22	30	22	21.63
6x9	17	22	30	38	22	21.63
6x11	-	-	30	38	28	27.35
6x13 (≠DIN)	22	30	38	-	-	31.43
6x15 (≠DIN)	-	-	-	-	-	37.14
8x11	22	30	38	-	28	27.35
8x13	-	-	38	-	32	31.43
10x13	30	38	38	-	32	31.43

- (1.) Aplikace platí pro pera používaná jako lícovaná pera přenášející celý točivý moment.
- (2.) Aplikace platí pro pera používaná pouze pro nastavení polohy hnacího prvku, zatímco pro přenos točivého momentu jsou použity jiné součásti, např. hladká pera nebo kuželové kolíky.

Skupiny produktů

Materiál	Třída	Kód	Strana
Oc DIN6882	60	39200	9-50
NO A4		55516	9-51

9

39200 Woodruffovo pero **L11B**

Materiál Ocel DIN6882
Třída 60

RoHS

b x h	✉	Kód výrobku
2X2,6MM	100	39200.020.002
2X3,7MM	100	39200.020.003
2X5MM	100	39200.020.005
2,5X3,7MM	100	39200.025.003
3X3,7MM	100	39200.030.003
3X5MM	100	39200.030.005
3X6,5MM	100	39200.030.006
3X7,5MM	50	39200.030.007
4X5MM	50	39200.040.005
4X6,5MM	50	39200.040.006
4X7,5MM	50	39200.040.007
4X9MM	50	39200.040.009
5X6,5MM	50	39200.050.006
5X7,5MM	50	39200.050.007
5X9MM	50	39200.050.009
6X9MM	50	39200.060.009
6X11MM	25	39200.060.011
6X13MM	25	39200.060.013
6X15MM	25	39200.060.015
8X11MM	10	39200.080.011
8X13MM	10	39200.080.013
10X13MM	10	39200.100.013

55516 **Woodruffovo pero** **R49A**

Materiál Nerezocel A4

b x h	✉	Kód výrobku	b x h	✉	Kód výrobku	b x h	✉	Kód výrobku
3X3,7MM	50	55516.030.003	4X5MM	25	55516.040.005	5X9MM	25	55516.050.009
3X5MM	50	55516.030.005	4X6,5MM	25	55516.040.006			
3X6,5MM	50	55516.030.006	4X7,5MM	25	55516.040.007	6X9MM	25	55516.060.009

Kuželový klín s nosem

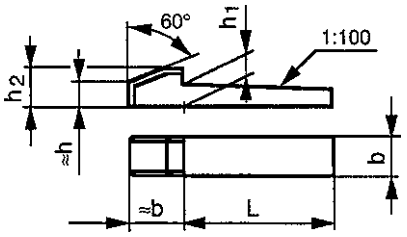

DIN	**6887**
ISO	774
BS	4235-1

Technické údaje

b (h9)	Pro hřídel ø >	Pro hřídel ø ≤	h (jmen.)	h_1	h_2
6	17	22	6	6.1	10
8	22	30	7	7.2	11
10	30	38	8	8.2	12
12	38	44	8	8.2	12
14	44	50	9	9.2	14
16	50	58	10	10.2	16
18	58	65	11	11.2	18
32	110	130	18	18.3	28
36	130	150	20	20.4	32
40	150	170	22	22.4	36

- b(h9) Pro šířku drážky je doporučena tolerance D10.

39220 **Kuželový klín s nosem** **L11B**

Materiál Ocel DIN6880

b x h x L	✉	Kód výrobku	b x h x L	✉	Kód výrobku	b x h x L	✉	Kód výrobku
6X6X40MM	25	39220.066.040	12X8X50MM	10	39220.128.050	16X10X80MM	10	39220.170.080
6X6X50MM	25	39220.066.050	12X8X60MM	10	39220.128.060	16X10X100MM	10	39220.170.100
6X6X60MM	25	39220.066.060	12X8X63MM	10	39220.128.063			
			12X8X70MM	10	39220.128.070	18X11X63MM	10	39220.191.063
8X7X40MM	25	39220.087.040	12X8X80MM	10	39220.128.080	18X11X70MM	10	39220.191.070
8X7X50MM	25	39220.087.050	12X8X90MM	10	39220.128.090	18X11X80MM	10	39220.191.080
8X7X63MM	25	39220.087.063	12X8X100MM	10	39220.128.100	18X11X90MM	10	39220.191.090
8X7X70MM	25	39220.087.070				18X11X100MM	10	39220.191.100
8X7X80MM	25	39220.087.080	14X9X50MM	10	39220.149.050	18X11X140MM	10	39220.191.140
			14X9X63MM	10	39220.149.063			
10X8X40MM	25	39220.108.040	14X9X70MM	10	39220.149.070	32X18X160MM	5	39220.338.160
10X8X50MM	25	39220.108.050	14X9X80MM	10	39220.149.080	32X18X200MM	5	39220.338.200
10X8X63MM	25	39220.108.063	14X9X90MM	10	39220.149.090			
10X8X70MM	25	39220.108.070	14X9X100MM	10	39220.149.100	36X20X160MM	5	39220.380.160
10X8X80MM	25	39220.108.080				36X20X200MM	5	39220.380.200
10X8X100MM	25	39220.108.100	16X10X63MM	10	39220.170.063			
			16X10X70MM	10	39220.170.070	40X22X200MM	5	39220.422.200
12X8X40MM	10	39220.128.040						

Fabory trhací (slepé) nýty

Technologie pro nýtování je jednoduchá. Stačí, aby materiály, které mají být nýtované byly přístupné pouze z jedné strany. To vysvětluje termín "slepý". Nýt se skládá ze dvou částí: dříku a trnu. Dřík se při osazení nýtu deformuje a tato deformace spojuje materiály navzájem. Trn je část, která deformuje dřík nýtu. Tato část je silnější než dřík. Trn se rozlomí při svém specifickém bodu lomu. Tento bod lomu zajišťuje, že se trn rozlomí v určitém přesném okamžiku, aby se dřík deformoval a materiály se k sobě správně připevnily.

Fabory nabídka trhacích nýtů obsahuje 6 hlavních skupin:
Omni: standardní otevřené nýty
Plus Bulb a P-Lock: vysoce pevnostní otevřené nýty
Multi: otevřené nýty s větším rozsahem sevření
Sigma: uzavřené koncové nýty
Specials: speciální nýty pro měkké materiály (EXPO, TRIPO, HAMMER)

Fabory Omni

Fabory Omni představuje produktovou sérii standardních otevřených trhacích nýtů. Nýt Fabory Omni je určený pro obecné použití a má bod lomu trnu umístněný přímo pod hlavou.

Fabory rebites de elevada resistência (P-Lock & Plus Bulb)

Vysoce pevnostní nýty jsou speciálně navrženy pro těžké aplikace, například v automobilovém průmyslu, stavebnictví, pro opravy a servis, HVAC, bílé zboží, skříně... Stručně řečeno, všude tam, kde jde o vysoké zatížení v kombinaci s potřebnou spolehlivostí. Vysoce pevnostní nýty jsou známé pro svou vysokou pevnost v tahu a pevnost ve střihu a smyku a přítlačné schopnosti trnu.

Vysokopevnostní skupina 34350 (P-Lock)
Slepý nýt s širokým upínacím rozsahem a vysokou pevností v tahu a střihu nabízí vysokou odolnost vůči vibracím a dobré vodotěsné spojení. Po aplikaci je zbytek trnu zachován v těle trvale, z důvodu zvláštního systému zamykání trnu. Chceteli provést aplikaci je zapotřebí pro tento nýt speciální nářadí nebo "nástavec hrotu" na nástroji (zkontrolujte specifikace nástroje). Minimální síla pro aplikaci je 13,5 kN.

Vysokopevnostní skupina 34635 - 34642 (Plus Bulb)
Tyto Plus Bulb nýty byly navrženy tak, aby splnit potřeby trhu na vysokou upínací sílu pro tenké plechy. Velký průměr hlavy a široká sekundární příruba rozptyluje zatížení na velké ploše, zajišťuje trvalé sevření. Tento jedinečný systém uchycení zajišťuje rychlou a snadnou instalaci.

Výhody skupin 34350 (P-Lock) a 32635-32642 (Plus Bulb jsou:
- Zvláštní mechanismus uchycení zvyšuje upínací sílu
- Po aplikaci je trn trvale uzamčen
- 100% vodotěsné spojení
- Vysoká odolnost proti vibracím
- Velká kapacita spoje

Vysokopevnostní skupina 34320 - 34330 (Plus Bulb)
Tyto Plus Bulb nýty, ocelové i z nerezové oceli, tvoří velmi velkou sekundární přírubu na zadní straně po aplikaci. To dělá tento nýt ideální pro montáž vyžadující vysokou pevnost u tenkých plechů.

Výhody:
- Vysoká pevnost v tahu a střihu
- Trvalé uchovávání trnu, zabraňuje deformaci zbytku dříku
- Dobrá kapacita pro vyplnění otvoru kompenzuje nadrozměry, štěrbinové nebo nerovnoměrné otvory.
- Přináší velkou zadní nosnou plochu
- Dobrá roztažnost upínacího zatížení
- Odolné proti vibracím
- Není potřeba žádné speciální nářadí nebo "nástavec"

Fabory Multi

Nýt Fabory Multi je víceúchopový nýt s větším rozsahem sevření. To může být užitečné k dosažení značného snížení zásob. Multi nýty lze použít pro nejrůznější účely. Na zadní části nýtu je vytvořená velká kulička, která rozkládá svírací zátěž na velkou plochu. Po osazení trn zůstává v nýtu a činí jej odolným proti vibracím. Nýt má v důsledku svých strukturálních vlastností dobrou schopnost vyplnit předvrtaný otvor, takže velikost otvoru již není tak kritická a nemusí být přesná.

Fabory Sigma

Série Fabory Sigma nabízí uzavřené koncové nýty, které byly speciálně vytvořené pro kombinaci silného uchycení s odolností proti vniknutí vody nebo vzduchu. Během osazení dřík nýtu vyplní otvor, přičemž nýt snese tlak až do 35 barů (3500 kPa). Hlava trnu je 100% zachována s vysokou odolností proti vibracím.
Výsledkem je nýtové spojení s vyšší pevností v tahu a smyku. Pro zajištění optimálního osazení nýtů s uzavřeným koncem je důležité, aby předvrtaný otvor měl správný rozměr.



Fabory Specials

Kromě standardního sortimentu trhacích nýtů má Fabory skladem a nabízí také dodávku mnoha jiných typů trhacích nýtů určených pro zvláštní použití: Speciální Produkty Fabory. Pro použití do měkkých materiálů.

- Trhací nýty EXPO
- Nýty TRIPO
- Nýty HAMMER

Nástroje

Kromě řady spojovacího materiálu v podobě trhacích nýtů je k dispozici také série nástrojů. Jedná se o nástroje pro malé a lehké montážní práce a také pro těžké průmyslové účely. Fabory nabízí vysoce kvalitní ruční nářadí, hydraulické / pneumatické nářadí, stejně jako nářadí bez kabelu (akumulátorové) nástroje. Prosím, podívejte se na www.fabory.com pro více podrobností.

Trhací nýt s vypouklou hlavou

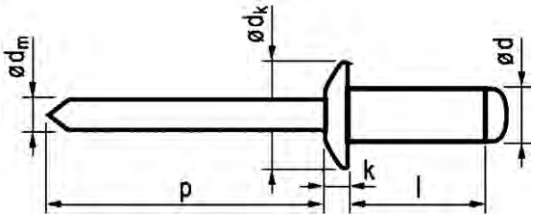

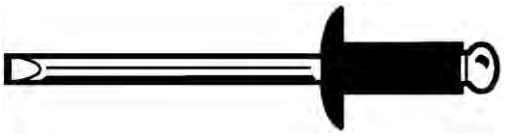

Technické údaje

ø d	k	p	Vrták ø	ø d_k
2.4	0.7	≥27	2.5	5.0
3.0	0.8	≥27	3.1	6.5
3.2	0.8	≥27	3.3	6.5
4.0	1.0	≥27	4.1	8.0
4.8	1.1	≥27	4.9	9.5
5.0	1.1	≥27	5.1	9.5
6.0	1.5	≥31	6.1	12.0
6.4	1.8	≥31	6.5	13.0

Skupiny produktů

Materiál	Povrchová úprava		Kód	Strana
Al AlMg 2,5/3,5		Al - ocel pozink.	34110	9-55
Al AlMg 2,5/3,5		Al černý - ocel pozink.	34310	9-56
Al AlMg 3		Al - nerez ocel A2	34190	9-56
Al AlMg 2,5		Al - Al	33190	9-57
Oc	Zn	ocel pozink. - ocel pozink.	34130	9-57
NO A2		Nerez ocel A2 - nerez ocel A2	34180	9-58
NO A4		Nerez ocel A4 - nerez ocel A4	34186	9-59
Měď		Cu - ocel pozink.	34150	9-59

34110 **OMNI Trhací nýt s vypouklou hlavou** **T05A**

Materiál Hliník AlMg 2,5/3,5



ø d	l		ø d_m		
(mm)	(mm)	(mm)	(mm)	(N)	(N)
2,4	4,0	≈ 2,0	≈ 1,45	355	315
2,4	6,0	2,0-4,0	≈ 1,45	355	315
2,4	8,0	4,0-6,0	≈ 1,45	355	315
3,0	4,0	≈ 1,5	≈ 1,75	810	620
3,0	6,0	1,5-3,5	≈ 1,75	810	620
3,0	8,0	3,5-5,5	≈ 1,75	810	620
3,0	10,0	5,5-7,5	≈ 1,75	810	620
3,0	12,0	7,5-9,5	≈ 1,75	810	620
3,0	16,0	11,5-13,5	≈ 1,75	810	620
3,2	4,0	≈ 1,5	≈ 1,75	980	760
3,2	6,0	1,5-3,5	≈ 1,75	980	760
3,2	8,0	3,5-5,5	≈ 1,75	980	760
3,2	10,0	5,5-7,5	≈ 1,75	980	760
3,2	12,0	7,5-9,5	≈ 1,75	980	760
3,2	14,0	9,5-11,5	≈ 1,75	980	760
3,2	16,0	11,5-13,5	≈ 1,75	980	760
3,2	18,0	13,5-15,5	≈ 1,75	980	760
3,2	20,0	15,5-17,5	≈ 1,75	980	760
4,0	5,0	≈ 1,5	≈ 2,10	1600	1200
4,0	6,0	1,5-3,0	≈ 2,10	1600	1200
4,0	8,0	3,0-5,0	≈ 2,10	1600	1200
4,0	10,0	5,0-6,5	≈ 2,10	1600	1200
4,0	12,0	6,5-8,5	≈ 2,10	1600	1200
4,0	14,0	8,5-10,5	≈ 2,10	1600	1200
4,0	16,0	10,5-12,5	≈ 2,10	1600	1200
4,0	18,0	12,5-14,5	≈ 2,10	1600	1200
4,0	20,0	14,5-16,5	≈ 2,10	1600	1200
4,0	25,0	19,0-21,5	≈ 2,10	1600	1200
4,0	30,0	21,5-26,0	≈ 2,10	1600	1200
4,0	35,0	26,0-30,0	≈ 2,10	1600	1200
4,8	6,0	1,0-3,0	≈ 2,70	2230	1690
4,8	8,0	3,0-4,5	≈ 2,70	2230	1690
4,8	10,0	4,5-6,0	≈ 2,70	2230	1690
4,8	12,0	6,0-8,0	≈ 2,70	2230	1690
4,8	14,0	8,0-10,0	≈ 2,70	2230	1690
4,8	16,0	10,0-12,0	≈ 2,70	2230	1690
4,8	18,0	12,0-14,0	≈ 2,70	2230	1690
4,8	20,0	14,0-16,0	≈ 2,70	2230	1690
4,8	22,0	16,0-18,0	≈ 2,70	2230	1690

ø d	l		ø d_m		
(mm)	(mm)	(mm)	(mm)	(N)	(N)
4,8	25,0	18,0-21,0	≈ 2,70	2230	1690
4,8	28,0	21,0-23,5	≈ 2,70	2230	1690
4,8	30,0	23,5-25,0	≈ 2,70	2230	1690
4,8	35,0	25,0-30,0	≈ 2,70	2230	1690
4,8	45,0	35,0-39,0	≈ 2,70	2230	1690
5,0	6,0	1,0-3,0	≈ 2,70	2500	2000
5,0	8,0	3,0-4,5	≈ 2,70	2500	2000
5,0	10,0	4,5-6,0	≈ 2,70	2500	2000
5,0	12,0	6,0-8,0	≈ 2,70	2500	2000
5,0	14,0	8,0-10,0	≈ 2,70	2500	2000
5,0	16,0	10,0-12,0	≈ 2,70	2500	2000
5,0	18,0	12,0-14,0	≈ 2,70	2500	2000
5,0	21,0	14,0-17,0	≈ 2,70	2500	2000
5,0	25,0	17,0-20,0	≈ 2,70	2500	2000
5,0	27,0	20,0-23,0	≈ 2,70	2500	2000
5,0	30,0	23,0-25,0	≈ 2,70	2500	2000
5,0	35,0	25,0-30,0	≈ 2,70	2500	2000
5,0	40,0	30,0-35,0	≈ 2,70	2500	2000
5,0	45,0	35,0-40,0	≈ 2,70	2500	2000
5,0	50,0	40,0-45,0	≈ 2,70	2500	2000
5,0	55,0	45,0-50,0	≈ 2,70	2500	2000
5,0	60,0	50,0-55,0	≈ 2,70	2500	2000
6,0	8,0	2,0-4,0	≈ 3,60	3900	3000
6,0	10,0	4,0-6,0	≈ 3,60	3900	3000
6,0	12,0	6,0-8,0	≈ 3,60	3900	3000
6,0	14,0	7,0-9,0	≈ 3,60	3900	3000
6,0	16,0	9,0-11,0	≈ 3,60	3900	3000
6,0	18,0	11,0-13,0	≈ 3,60	3900	3000
6,0	22,0	13,0-17,0	≈ 3,60	3900	3000
6,0	26,0	17,0-20,0	≈ 3,60	3900	3000
6,0	30,0	20,0-24,0	≈ 3,60	3900	3000
6,4	12,0	4,0-6,0	≈ 3,85	4090	3120
6,4	15,0	6,0-9,0	≈ 3,85	4090	3120
6,4	18,0	9,0-13,0	≈ 3,85	4090	3120
6,4	22,0	13,0-16,0	≈ 3,85	4090	3120
6,4	26,0	16,0-20,0	≈ 3,85	4090	3120
6,4	30,0	18,0-24,0	≈ 3,85	4090	3120
6,4	35,0	24,0-30,0	≈ 3,85	4090	3120

d x L		Kód výrobku
2,4X4MM	500	34110.024.004
2,4X6MM	500	34110.024.006
2,4X8MM	500	34110.024.008
3,0X4MM	500	34110.030.004
3,0X6MM	500	34110.030.006
3,0X8MM	500	34110.030.008
3,0X10MM	500	34110.030.010
3,0X12MM	500	34110.030.012
3,0X16MM	500	34110.030.016
3,2X4MM	500	34110.032.004
3,2X6MM	500	34110.032.006
3,2X8MM	500	34110.032.008
3,2X10MM	500	34110.032.010
3,2X12MM	500	34110.032.012
3,2X14MM	500	34110.032.014

d x L		Kód výrobku
3,2X16MM	500	34110.032.016
3,2X18MM	500	34110.032.018
3,2X20MM	500	34110.032.020
4,0X6MM	500	34110.040.006
4,0X8MM	500	34110.040.008
4,0X10MM	500	34110.040.010
4,0X12MM	500	34110.040.012
4,0X14MM	500	34110.040.014
4,0X16MM	500	34110.040.016
4,0X18MM	500	34110.040.018
4,0X20MM	500	34110.040.020
4,0X25MM	500	34110.040.025
4,0X30MM	500	34110.040.030
4,0X35MM	500	34110.040.035
4,8X6MM	500	34110.048.006

d x L		Kód výrobku
4,8X8MM	500	34110.048.008
4,8X10MM	500	34110.048.010
4,8X12MM	500	34110.048.012
4,8X14MM	500	34110.048.014
4,8X16MM	500	34110.048.016
4,8X18MM	500	34110.048.018
4,8X20MM	500	34110.048.020
4,8X22MM	500	34110.048.022
4,8X25MM	500	34110.048.025
4,8X30MM	250	34110.048.030
4,8X35MM	250	34110.048.035
4,8X45MM	250	34110.048.045
5,0X6MM	500	34110.050.006
5,0X8MM	500	34110.050.008
5,0X10MM	500	34110.050.010
5,0X12MM	500	34110.050.012

34110 OMNI Trhací nýt s vypouklou hlavou

d x L	✉	Kód výrobku	d x L	✉	Kód výrobku	d x L	✉	Kód výrobku
5,0X14MM	500	34110.050.014	5,0X50MM	100	34110.050.050	6,0X26MM	250	34110.060.026
5,0X16MM	500	34110.050.016	5,0X60MM	250	34110.050.060	6,0X30MM	250	34110.060.030
5,0X18MM	500	34110.050.018						
5,0X21MM	500	34110.050.021	6,0X8MM	500	34110.060.008	6,4X12MM	250	34110.064.012
5,0X25MM	500	34110.050.025	6,0X10MM	500	34110.060.010	6,4X15MM	250	34110.064.015
5,0X27MM	250	34110.050.027	6,0X12MM	500	34110.060.012	6,4X18MM	250	34110.064.018
5,0X30MM	500	34110.050.030	6,0X14MM	250	34110.060.014	6,4X22MM	250	34110.064.022
5,0X35MM	100	34110.050.035	6,0X16MM	500	34110.060.016	6,4X26MM	250	34110.064.026
5,0X40MM	250	34110.050.040	6,0X18MM	250	34110.060.018	6,4X30MM	250	34110.064.030
5,0X45MM	100	34110.050.045	6,0X22MM	250	34110.060.022	6,4X35MM	250	34110.064.035

34310 OMNI Trhací nýt s vypouklou hlavou T05A

Materiál Hliník AlMg 2,5/3,5



ø d	l		ø d_m		
(mm)	(mm)	(mm)	(mm)	(N)	(N)
3,0	8,0	3,5-5,5	≈ 1,75	810	620
3,0	10,0	5,5-7,5	≈ 1,75	810	620
3,0	12,0	7,5-9,5	≈ 1,75	810	620

ø d	l		ø d_m		
(mm)	(mm)	(mm)	(mm)	(N)	(N)
4,0	8,0	3,0-5,0	≈ 2,10	1600	1200
4,0	10,0	5,0-6,5	≈ 2,10	1600	1200
4,0	12,0	6,5-8,5	≈ 2,10	1600	1200

d x L	✉	Kód výrobku	d x L	✉	Kód výrobku	d x L	✉	Kód výrobku
3,0X8MM	500	34310.030.008				4,0X10MM	500	34310.040.010
3,0X10MM	500	34310.030.010	4,0X8MM	500	34310.040.008	4,0X12MM	500	34310.040.012
3,0X12MM	500	34310.030.012						

34190 OMNI Trhací nýt s vypouklou hlavou T05A

Materiál Hliník AlMg 3



RoHS

ø d	l		ø d_m		
(mm)	(mm)	(mm)	(mm)	(N)	(N)
3,0	4,0	≈ 1,5	≈ 1,75	810	620
3,0	6,0	1,5-3,5	≈ 1,75	810	620
3,0	8,0	3,5-5,5	≈ 1,75	810	620
3,0	10,0	5,5-7,0	≈ 1,75	810	620
3,0	12,0	7,0-9,0	≈ 1,75	810	620
3,2	6,0	1,5-3,5	≈ 1,95	980	760
3,2	8,0	3,5-5,5	≈ 1,95	980	760
4,0	6,0	1,0-3,0	≈ 2,10	1600	1200
4,0	8,0	3,0-5,0	≈ 2,10	1600	1200
4,0	10,0	5,0-7,0	≈ 2,10	1600	1200
4,0	12,0	7,0-9,0	≈ 2,10	1600	1200
4,0	16,0	11,5-12,5	≈ 2,10	1600	1200

ø d	l		ø d_m		
(mm)	(mm)	(mm)	(mm)	(N)	(N)
4,0	20,0	15,0-17,0	≈ 2,10	1600	1200
4,0	25,0	17,0-20,0	≈ 2,10	1600	1200
4,8	10,0	4,5-6,5	≈ 2,70	2230	1690
4,8	12,0	6,5-8,5	≈ 2,70	2230	1690
4,8	14,0	8,5-10,5	≈ 2,70	2230	1690
4,8	16,0	10,5-12,5	≈ 2,70	2230	1690
5,0	8,0	2,5-4,5	≈ 2,70	2500	2000
5,0	10,0	4,5-6,5	≈ 2,70	2500	2000
5,0	12,0	6,5-8,5	≈ 2,70	2500	2000
5,0	14,0	8,5-10,5	≈ 2,70	2500	2000
5,0	16,0	10,5-12,5	≈ 2,70	2500	2000

d x L	✉	Kód výrobku	d x L	✉	Kód výrobku	d x L	✉	Kód výrobku
3,0X6MM	500	34190.030.006	4,0X8MM	500	34190.040.008	4,8X12MM	500	34190.048.012
3,0X8MM	500	34190.030.008	4,0X10MM	500	34190.040.010	4,8X14MM	500	34190.048.014
3,0X10MM	500	34190.030.010	4,0X12MM	500	34190.040.012	4,8X16MM	500	34190.048.016
3,0X12MM	500	34190.030.012	4,0X16MM	500	34190.040.016			
			4,0X20MM	250	34190.040.020	5,0X8MM	500	34190.050.008
3,2X6MM	500	34190.032.006	4,0X25MM	500	34190.040.025	5,0X10MM	500	34190.050.010
3,2X8MM	500	34190.032.008				5,0X12MM	500	34190.050.012
			4,8X10MM	500	34190.048.010	5,0X16MM	500	34190.050.016
4,0X6MM	500	34190.040.006						

33190 OMNI Trhací nýt s vypouklou hlavou T05A

Materiál Hliník AlMg 2,5



ø d (mm)	l (mm)	(mm)	ø d_m (mm)	(N)	(N)
3,2	6,0	1,5-3,5	≈ 1,95	670	535
3,2	8,0	3,5-5,5	≈ 1,95	670	535
3,2	10,0	5,5-7,5	≈ 1,95	670	535
4,0	6,0	1,5-3,0	≈ 2,45	1025	845
4,0	8,0	3,0-5,0	≈ 2,45	1025	845
4,0	10,0	5,0-7,0	≈ 2,45	1025	845

ø d (mm)	l (mm)	(mm)	ø d_m (mm)	(N)	(N)
4,0	12,0	7,0-9,0	≈ 2,45	1025	845
4,8	8,0	2,5-4,5	≈ 2,90	1425	1155
4,8	10,0	4,5-6,5	≈ 2,90	1425	1155
4,8	12,0	6,5-8,5	≈ 2,90	1425	1155
4,8	14,0	8,5-10,5	≈ 2,90	1425	1155

d x L	✉	Kód výrobku
3,2X6MM	500	33190.032.006
3,2X8MM	500	33190.032.008
3,2X10MM	500	33190.032.010
4,0X6MM	500	33190.040.006
4,0X8MM	500	33190.040.008
4,0X10MM	500	33190.040.010
4,0X12MM	500	33190.040.012
4,8X8MM	500	33190.048.008
4,8X10MM	500	33190.048.010
4,8X12MM	500	33190.048.012
4,8X14MM	500	33190.048.014

34130 OMNI Trhací nýt s vypouklou hlavou T05A

Materiál Ocel
Povrchová úprava Pozinkované



ø d (mm)	l (mm)	(mm)	ø d_m (mm)	(N)	(N)
3,0	6,0	1,5-3,0	≈ 1,90	1125	915
3,0	8,0	3,0-5,0	≈ 1,90	1125	915
3,0	10,0	5,0-7,0	≈ 1,90	1125	915
3,0	12,0	7,0-9,0	≈ 1,90	1125	915
3,0	14,0	9,0-11,0	≈ 1,90	1125	915
3,2	6,0	1,5-3,0	≈ 2,00	1285	1060
3,2	8,0	3,0-5,0	≈ 2,00	1285	1060
3,2	10,0	5,0-7,0	≈ 2,00	1285	1060
3,2	12,0	7,0-9,0	≈ 2,00	1285	1060
3,2	14,0	9,0-11,0	≈ 2,00	1285	1060
4,0	6,0	1,5-2,5	≈ 2,50	1990	1550
4,0	8,0	2,5-4,5	≈ 2,50	1990	1550
4,0	10,0	4,5-6,5	≈ 2,50	1990	1550
4,0	12,0	6,5-8,5	≈ 2,50	1990	1550
4,0	14,0	8,5-10,5	≈ 2,50	1990	1550
4,0	16,0	10,5-12,5	≈ 2,50	1990	1550
4,0	18,0	12,5-14,5	≈ 2,50	1990	1550
4,0	20,0	14,5-16,5	≈ 2,50	1990	1550
4,8	6,0	1,0-2,5	≈ 2,90	2920	2300
4,8	8,0	2,5-4,5	≈ 2,90	2920	2300
4,8	10,0	4,5-6,0	≈ 2,90	2920	2300
4,8	12,0	6,0-8,0	≈ 2,90	2920	2300
4,8	14,0	8,0-10,0	≈ 2,90	2920	2300
4,8	16,0	10,0-11,5	≈ 2,90	2920	2300

ø d (mm)	l (mm)	(mm)	ø d_m (mm)	(N)	(N)
4,8	18,0	11,5-13,5	≈ 2,90	2920	2300
4,8	20,0	13,5-15,0	≈ 2,90	2920	2300
4,8	22,0	15,0-17,0	≈ 2,90	2920	2300
4,8	25,0	17,0-20,0	≈ 2,90	2920	2300
5,0	8,0	2,5-4,0	≈ 2,90	3255	2575
5,0	10,0	4,0-6,0	≈ 2,90	3255	2575
5,0	12,0	6,0-8,0	≈ 2,90	3255	2575
5,0	14,0	8,0-10,0	≈ 2,90	3255	2575
5,0	16,0	10,0-11,5	≈ 2,90	3255	2575
5,0	18,0	11,5-13,5	≈ 2,90	3255	2575
5,0	20,0	13,5-15,0	≈ 2,90	3255	2575
5,0	25,0	15,0-16,5	≈ 2,90	3255	2575
5,0	30,0	21,0-24,0	≈ 2,90	3255	2575
5,0	35,0	22,0-30,0	≈ 2,90	3255	2575
5,0	40,0	27,0-35,0	≈ 2,90	3255	2575
6,0	10,0	1,5-4,5	≈ 3,60	5020	4040
6,0	12,0	3,5-6,5	≈ 3,60	5020	4040
6,4	12,0	3,5-6,5	≈ 3,85	5415	4355
6,4	15,0	6,5-9,5	≈ 3,85	5415	4355
6,4	18,0	9,5-12,5	≈ 3,85	5415	4355
6,4	22,0	14,5-16,5	≈ 3,85	5415	4355
6,4	26,0	18,5-20,5	≈ 3,85	5415	4355
6,4	30,0	22,5-24,5	≈ 3,85	5415	4355

d x L	✉	Kód výrobku
3,0X6MM	500	34130.030.006
3,0X8MM	500	34130.030.008
3,0X10MM	500	34130.030.010
3,0X12MM	500	34130.030.012
3,0X14MM	500	34130.030.014
3,2X6MM	500	34130.032.006
3,2X8MM	500	34130.032.008
3,2X10MM	500	34130.032.010
3,2X12MM	500	34130.032.012
3,2X14MM	500	34130.032.014

34130 OMNI Trhací nýt s vypouklou hlavou

d x L	✉	Kód výrobku	d x L	✉	Kód výrobku	d x L	✉	Kód výrobku
4,0X6MM	500	34130.040.006	4,8X14MM	500	34130.048.014	5,0X20MM	500	34130.050.020
4,0X8MM	500	34130.040.008	4,8X16MM	500	34130.048.016	5,0X40MM	250	34130.050.040
4,0X10MM	500	34130.040.010	4,8X18MM	500	34130.048.018			
4,0X12MM	500	34130.040.012	4,8X20MM	500	34130.048.020	6,0X12MM	250	34130.060.012
4,0X14MM	500	34130.040.014	4,8X22MM	250	34130.048.022			
4,0X16MM	500	34130.040.016	4,8X25MM	250	34130.048.025	6,4X12MM	250	34130.064.012
4,0X18MM	500	34130.040.018				6,4X15MM	250	34130.064.015
4,0X20MM	500	34130.040.020	5,0X8MM	500	34130.050.008	6,4X18MM	200	34130.064.018
			5,0X10MM	500	34130.050.010	6,4X22MM	250	34130.064.022
4,8X6MM	500	34130.048.006	5,0X12MM	500	34130.050.012	6,4X26MM	250	34130.064.026
4,8X8MM	500	34130.048.008	5,0X14MM	500	34130.050.014	6,4X30MM	100	34130.064.030
4,8X10MM	500	34130.048.010	5,0X16MM	250	34130.050.016			
4,8X12MM	500	34130.048.012	5,0X18MM	200	34130.050.018			

34180 OMNI Trhací nýt s vypouklou hlavou

T05A

Materiál Nerezocel A2



ø d	l		ø d_m		
(mm)	(mm)	(mm)	(mm)	(N)	(N)
3,0	6,0	1,5-2,5	≈ 1,90	2000	1600
3,0	8,0	2,5-4,5	≈ 1,90	2000	1600
3,0	10,10	4,5-6,5	≈ 1,90	2000	1600
3,0	12,0	6,5-8,5	≈ 1,90	2000	1600
3,0	15,0	9,5-11,5	≈ 1,90	2000	1600
3,2	6,0	1,5-2,5	≈ 2,00	2500	1800
3,2	8,0	2,5-4,5	≈ 2,00	2500	1800
3,2	10,0	4,5-6,5	≈ 2,00	2500	1800
3,2	12,0	6,5-8,5	≈ 2,00	2500	1800
3,2	15,0	8,5-12,0	≈ 2,00	2500	1800
4,0	6,0	≈ 2,0	≈ 2,50	3800	3100
4,0	8,0	2,0-4,0	≈ 2,50	3800	3100
4,0	10,0	4,0-6,0	≈ 2,50	3800	3100
4,0	13,0	7,0-9,0	≈ 2,50	3800	3100
4,0	14,0	9,0-10,0	≈ 2,50	3800	3100
4,0	16,0	10,0-12,0	≈ 2,50	3800	3100
4,0	18,0	12,0-14,0	≈ 2,50	3800	3100
4,0	20,0	14,0-16,0	≈ 2,50	3800	3100

ø d	l		ø d_m		
(mm)	(mm)	(mm)	(mm)	(N)	(N)
4,0	25,0	17,0-21,0	≈ 2,50	3800	3100
4,8	8,0	1,5-3,0	≈ 2,90	6000	4500
4,8	10,0	3,0-5,0	≈ 2,90	6000	4500
4,8	12,0	5,0-7,0	≈ 2,90	6000	4500
4,8	16,0	9,0-11,0	≈ 2,90	6000	4500
4,8	18,0	11,0-13,0	≈ 2,90	6000	4500
4,8	20,0	13,0-15,0	≈ 2,90	6000	4500
4,8	25,0	15,0-20,0	≈ 2,90	6000	4500
4,8	27,0	18,0-22,0	≈ 2,90	6000	4500
4,8	30,0	20,0-25,0	≈ 2,90	6000	4500
5,0	8,0	1,5-3,0	≈ 2,90	6500	5000
5,0	10,0	3,0-5,0	≈ 2,90	6500	5000
5,0	12,0	5,0-7,0	≈ 2,90	6500	5000
5,0	16,0	9,0-11,0	≈ 2,90	6500	5000
5,0	18,0	11,0-13,0	≈ 2,90	6500	5000
5,0	20,0	13,0-15,0	≈ 2,90	6500	5000
5,0	25,0	17,0-20,0	≈ 2,90	6500	5000

9

d x L	✉	Kód výrobku	d x L	✉	Kód výrobku	d x L	✉	Kód výrobku
3,0X6MM	500	34180.030.006	4,0X6MM	500	34180.040.006	4,8X14MM	500	34180.048.014
3,0X8MM	500	34180.030.008	4,0X8MM	500	34180.040.008	4,8X16MM	500	34180.048.016
3,0X10MM	500	34180.030.010	4,0X10MM	500	34180.040.010	4,8X18MM	500	34180.048.018
3,0X12MM	500	34180.030.012	4,0X13MM	500	34180.040.013	4,8X20MM	500	34180.048.020
3,0X15MM	500	34180.030.015	4,0X16MM	500	34180.040.016	4,8X25MM	500	34180.048.025
			4,0X18MM	500	34180.040.018	4,8X30MM	500	34180.048.030
3,2X6MM	500	34180.032.006	4,0X20MM	500	34180.040.020			
3,2X8MM	500	34180.032.008	4,0X25MM	500	34180.040.025	5,0X8MM	500	34180.050.008
3,2X10MM	500	34180.032.010				5,0X10MM	500	34180.050.010
3,2X12MM	500	34180.032.012	4,8X8MM	500	34180.048.008	5,0X12MM	500	34180.050.012
3,2X15MM	500	34180.032.015	4,8X10MM	500	34180.048.010	5,0X16MM	500	34180.050.016
			4,8X12MM	500	34180.048.012	5,0X20MM	250	34180.050.020

34186 OMNI Trhací nýt s vypouklou hlavou T05A

Materiál Nerezocel A4



ø d	l		ø d_m		
(mm)	(mm)	(mm)	(mm)	(N)	(N)
3,0	6,0	1,5-2,5	≈ 1,90	2000	1600
3,0	8,0	2,5-4,5	≈ 1,90	2000	1600
3,0	10,0	4,6-6,5	≈ 1,90	2000	1600
3,0	12,0	6,5-8,5	≈ 1,90	2000	1600
3,2	6,0	1,5-2,5	≈ 2,00	2500	1800
3,2	8,0	2,5-4,5	≈ 2,00	2500	1800
3,2	10,0	4,5-6,5	≈ 2,00	2500	1800
3,2	12,0	6,5-8,5	≈ 2,00	2500	1800
4,0	6,0	≈ 2,0	≈ 2,50	3800	3100
4,0	8,0	2,0-4,0	≈ 2,50	3800	3100

ø d	l		ø d_m		
(mm)	(mm)	(mm)	(mm)	(N)	(N)
4,0	10,0	4,0-6,0	≈ 2,50	3800	3100
4,0	13,0	7,0-9,0	≈ 2,50	3800	3100
4,0	16,0	10,0-12,0	≈ 2,50	3800	3100
4,8	8,0	1,5-3,0	≈ 2,90	6000	4500
4,8	10,0	3,0-5,0	≈ 2,90	6000	4500
4,8	12,0	5,0-7,0	≈ 2,90	6000	4500
4,8	16,0	9,0-11,0	≈ 2,90	6000	4500
4,8	18.0	11,0-13,0	≈ 2,90	6000	4500
4,8	20.0	13,0-15,0	≈ 2,90	6000	4500

d x L	✉	Kód výrobku	d x L	✉	Kód výrobku	d x L	✉	Kód výrobku
3,0X6MM	500	34186.030.006	3,2X12MM	500	34186.032.012			
3,0X8MM	500	34186.030.008				4,8X8MM	500	34186.048.008
3,0X10MM	500	34186.030.010	4,0X6MM	500	34186.040.006	4,8X10MM	500	34186.048.010
			4,0X8MM	500	34186.040.008	4,8X12MM	500	34186.048.012
3,2X6MM	500	34186.032.006	4,0X10MM	500	34186.040.010	4,8X16MM	500	34186.048.016
3,2X8MM	500	34186.032.008	4,0X13MM	500	34186.040.013	4,8X18MM	500	34186.048.018
3,2X10MM	500	34186.032.010	4,0X16MM	500	34186.040.016	4,8X20MM	500	34186.048.020

34150 OMNI Trhací nýt s vypouklou hlavou T05A

Materiál Měď



ø d	l		ø d_m		
(mm)	(mm)	(mm)	(mm)	(N)	(N)
3,0	6,0	1,0-3,0	≈ 1,75	700	600
3,0	8,0	3,0-5,0	≈ 1,75	700	600
3,0	10,0	5,0-7,0	≈ 1,75	700	600
3,0	12,0	7,0-9,0	≈ 1,75	700	600
4,0	6,0	1,0-2,5	≈ 2,10	1500	1000

ø d	l		ø d_m		
(mm)	(mm)	(mm)	(mm)	(N)	(N)
4,0	8,0	2,5-4,5	≈ 2,10	1500	1000
4,0	10,0	4,5-6,5	≈ 2,10	1500	1000
4,0	12,0	6,5-8,5	≈ 2,10	1500	1000
4,0	16,0	10,5-12,5	≈ 2,10	1500	1000

d x L	✉	Kód výrobku	d x L	✉	Kód výrobku	d x L	✉	Kód výrobku
3,0X6MM	500	34150.030.006				4,0X10MM	500	34150.040.010
3,0X8MM	500	34150.030.008	4,0X6MM	500	34150.040.006	4,0X12MM	500	34150.040.012
3,0X10MM	500	34150.030.010	4,0X8MM	500	34150.040.008	4,0X16MM	500	34150.040.016
3,0X12MM	500	34150.030.012						

Trhací nýt s velkou půlkulatou hlavou

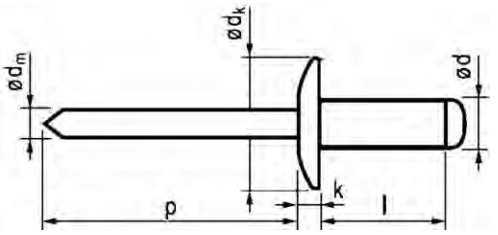

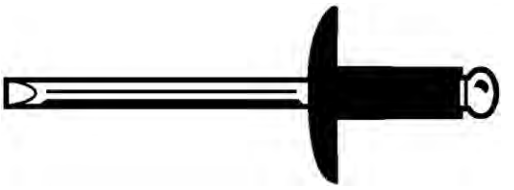

Technické údaje

ø d	k	p	Vrták ø	ø d_k
3.2	≤ 2.0	≥27	3.3	9.5
4.0	≤ 2.0	≥27	4.1	12.0
4.8xk14	≤ 2.5	≥27	4.9	14.0
4.8xk16	≤ 2.5	≥27	4.9	16.0
5.0xk9.5	≤ 2.5	≥27	5.1	9.5
5.0xk11	≤ 2.5	≥27	5.1	11.0
5.0xk14	≤ 2.5	≥27	5.1	14.0
5.0xk16	1.1	≥27	5.1	16.0

Skupiny produktů

Materiál		Kód	Strana
Al AlMg 3,5	Al - ocel pozink.nadměrná	34113	9-60
Al AlMg 2,5	Al - ocel pozink.nadměrná	34126	9-61

34113 **OMNI Trhací nýt s velkou vypouklou hlavou** **T05A**

Materiál Hliník AlMg 3,5

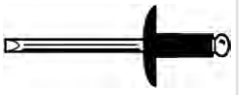

ø d	l		ø d_m		
(mm)	(mm)	(mm)	(mm)	(N)	(N)
3,2	6,0	1,5-3,5	≈ 1,70	980	760
3,2	8,0	3,5-5,5	≈ 1,70	980	760
3,2	10,0	5,5-7,5	≈ 1,70	980	760
3,2	12,0	7,5-9,5	≈ 1,70	980	760
4,0	6,0	1,5-3,0	≈ 2,10	1600	1200
4,0	8,0	3,0-5,0	≈ 2,10	1600	1200
4,0	10,0	5,0-6,5	≈ 2,10	1600	1200
4,0	12,0	6,5-8,5	≈ 2,10	1600	1200
4,0	14,0	8,5-10,5	≈ 2,10	1600	1200
4,0	16,0	10,5-12,5	≈ 2,10	1600	1200
4,8	8,0	3,0-4,5	≈ 2,10	2230	1690
4,8	10,0	4,5-6,0	≈ 2,10	2230	1690
4,8	12,0	6,0-8,0	≈ 2,10	2230	1690
4,8	16,0	10,0-12,0	≈ 2,10	2230	1690
4,8	18,0	12,0-14,0	≈ 2,10	2230	1690
4,8	20,0	14,0-16,0	≈ 2,10	2230	1690
5,0	8,0	2,0-5,0	≈ 2,70	2500	2000
5,0	10,0	4,0-6,5	≈ 2,70	2500	2000
5,0	12,0	6,0-8,0	≈ 2,70	2500	2000
5,0	14,0	7,0-10,0	≈ 2,70	2500	2000

ø d	l		ø d_m		
(mm)	(mm)	(mm)	(mm)	(N)	(N)
5,0	16,0	8,0-12,0	≈ 2,70	2500	2000
5,0	18,0	11,5-13,5	≈ 2,70	2500	2000
5,0	20,0	12,0-15,5	≈ 2,70	2500	2000
5,0	25,0	15,0-20,5	≈ 2,70	2500	2000
5,0	30,0	20,0-25,0	≈ 2,70	2500	2000
5,0	8,0	3,0-4,5	≈ 2,70	2500	2000
5,0	10,0	4,5-6,0	≈ 2,70	2500	2000
5,0	12,0	6,0-8,0	≈ 2,70	2500	2000
5,0	14,0	8,0-10,0	≈ 2,70	2500	2000
5,0	16,0	10,0-12,0	≈ 2,70	2500	2000
5,0	18,0	12,0-14,0	≈ 2,70	2500	2000
5,0	21,0	14,0-17,0	≈ 2,70	2500	2000
5,0	25,0	17,0-20,0	≈ 2,70	2500	2000
5,0	30,0	23,0-26,0	≈ 2,70	2500	2000
5,0	10,0	2,0-6,5	≈ 2,70	2500	2000
5,0	16,0	6,0-12,0	≈ 2,70	2500	2000
5,0	20,0	11,5-15,5	≈ 2,70	2500	2000
5,0	25,0	15,0-20,5	≈ 2,70	2500	2000
5,0	33,0	20,0-28,0	≈ 2,70	2500	2000

d x L	✉	Kód výrobku
3,2X6MM D=9,5	500	34113.320.609
3,2X8MM D=9,5	500	34113.320.809
3,2X10MM D=9,5	500	34113.321.009
3,2X12MM D=9,5	500	34113.321.209
4,0X6MM D=12	500	34113.400.612

d x L	✉	Kód výrobku
4,0X8MM D=12	500	34113.400.812
4,0X10MM D=12	500	34113.401.012
4,0X12MM D=12	500	34113.401.212
4,0X14MM D=12	100	34113.401.412
4,0X16MM D=12	500	34113.401.612

d x L	✉	Kód výrobku
4,8X10MM D=16	250	34113.481.016
4,8X12MM D=16	500	34113.481.216
4,8X16MM D=16	250	34113.481.616
4,8X18MM D=16	250	34113.481.816

34113 OMNI Trhací nýt s velkou vypouklou hlavou

d x L	✉	Kód výrobku	d x L	✉	Kód výrobku	d x L	✉	Kód výrobku
4,8X20MM D=16	250	34113.482.016	5,0X14MM D=11	500	34113.501.411	5,0X21MM D=14	250	34113.502.114
			5,0X14MM D=14	500	34113.501.414	5,0X24MM D14	250	34113.502.414
5,0X8MM D=11	500	34113.500.811	5,0X16MM D=11	500	34113.501.611	5,0X25MM D=11	500	34113.502.511
5,0X8MM D=14	250	34113.500.814	5,0X16MM D=14	500	34113.501.614	5,0X25MM D=16	250	34113.502.516
			5,0X16MM D=16	500	34113.501.616			
5,0X10MM D=11	500	34113.501.011	5,0X18MM D=11	500	34113.501.811	5,0X30MM D=11	250	34113.503.011
5,0X10MM D=14	250	34113.501.014	5,0X18MM D=14	500	34113.501.814	5,0X30MM D=14	250	34113.503.014
5,0X10MM D=16	250	34113.501.016				5,0X35MM D=16	250	34113.503.516
5,0X12MM D=11	500	34113.501.211	5,0X20MM D=11	250	34113.502.011			
5,0X12MM D=14	500	34113.501.214	5,0X20MM D=16	250	34113.502.016			

34126 MULTI Trhací nýt s velkou vypouklou hlavou T05A

Materiál Hliník AlMg 2,5

RoHS

ø d	l		ø d_m		
(mm)	(mm)	(mm)	(mm)	(N)	(N)
3,2	8,0	0,5-5,0	≈ 1,78	980	680
3,2	9,5	2,0-6,5	≈ 1,78	980	680
3,2	11,1	3,5-8,0	≈ 1,78	980	680
4,0	8,0	0,5-4,5	≈ 2,18	1600	1150
4,0	12,7	4,0-9,5	≈ 2,18	1600	1150

ø d	l		ø d_m		
(mm)	(mm)	(mm)	(mm)	(N)	(N)
4,0	17,0	8,5-13,5	≈ 2,18	1600	1150
4,8	10,0	0,5-5,0	≈ 2,78	2350	1500
4,8	14,0	4,0-9,0	≈ 2,78	2350	1500
4,8	16,0	6,0-11,0	≈ 2,78	2350	1500
4,8	20,0	10,0-15,0	≈ 2,78	2350	1500

d x L	✉	Kód výrobku	d x L	✉	Kód výrobku	d x L	✉	Kód výrobku
3,2X8MM D=9,5	500	34126.320.809	4,0X13MM D=12	500	34126.401.312	4,8X14MM D=14	250	34126.481.414
3,2X9MM D=9,5	500	34126.320.909	4,0X17MM D=12	500	34126.401.712	4,8X16MM D=14	250	34126.481.614
3,2X10MM D=9,5	500	34126.321.109	4,8X10MM D=14	250	34126.481.014	4,8X20MM D=14	250	34126.482.014
4,0X8MM D=12	500	34126.400.812						

Trhací nýt se zápustnou hlavou

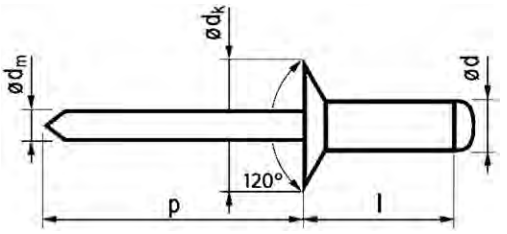



Technické údaje

ø d	p	Vrták ø	ø d_k
3.0	≥27	3.1	6.0
3.2	≥27	3.3	6.0
4.0	≥27	4.1	7.5
4.8	≥27	4.9	9.0
5.0	≥27	5.1	9.0

Skupiny produktů

Materiál	Povrchová úprava		Kód	Strana
Al AlMg 2,5/3,5		Al - ocel pozink.	34120	9-62
Al AlMg 3		Al - nerez ocelA2	34200	9-63
Oc	Zn	ocel pozink. - ocel pozink.	34140	9-63
NO A2		Nerez ocel A2 - nerez ocel A3	34184	9-64

34120 **OMNI Trhací nýt se zápustnou hlavou** **T05A**

Materiál Hliník AlMg 2,5/3,5

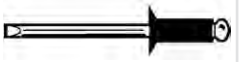

ø d	l		ø d_m		
(mm)	(mm)	(mm)	(mm)	(N)	(N)
3,0	6,0	1,5-3,5	≈ 1,75	810	620
3,0	8,0	3,5-5,5	≈ 1,75	810	620
3,0	10,0	5,5-7,5	≈ 1,75	810	620
3,0	12,0	7,5-9,5	≈ 1,75	810	620
3,2	6,0	1,5-3,5	≈ 1,75	980	760
3,2	8,0	3,5-5,5	≈ 1,75	980	760
3,2	10,0	5,5-7,5	≈ 1,75	980	760
3,2	12,0	7,5-9,5	≈ 1,75	980	760
4,0	6,0	1,5-3,0	≈ 2,10	1600	1200
4,0	8,0	3,0-5,0	≈ 2,10	1600	1200
4,0	10,0	5,0-6,5	≈ 2,10	1600	1200
4,0	12,0	6,5-8,5	≈ 2,10	1600	1200
4,0	14,0	10,5-12,5	≈ 2,10	1600	1200
4,0	16,0	12,5-14,5	≈ 2,10	1600	1200
4,8	8,0	3,0-4,5	≈ 2,70	2230	1690

ø d	l		ø d_m		
(mm)	(mm)	(mm)	(mm)	(N)	(N)
4,8	10,0	4,5-6,0	≈ 2,70	2230	1690
4,8	12,0	6,0-8,0	≈ 2,70	2230	1690
4,8	14,0	8,0-10,0	≈ 2,70	2230	1690
4,8	16,0	10,0-12,0	≈ 2,70	2230	1690
4,8	18,0	12,0-14,0	≈ 2,70	2230	1690
4,8	20,0	14,0-16,0	≈ 2,70	2230	1690
4,8	25,0	18,0-21,0	≈ 2,70	2230	1690
5,0	8,0	3,0-4,5	≈ 2,70	2500	2000
5,0	10,0	4,5-6,0	≈ 2,70	2500	2000
5,0	12,0	6,0-8,0	≈ 2,70	2500	2000
5,0	14,0	8,0-10,0	≈ 2,70	2500	2000
5,0	16,0	10,0-12,0	≈ 2,70	2500	2000
5,0	18,0	12,0-14,0	≈ 2,70	2500	2000
5,0	21,0	14,0-17,0	≈ 2,70	2500	2000
5,0	25,0	17,0-20,0	≈ 2,70	2500	2000

d x L	✉	Kód výrobku
3,0X6MM	500	34120.030.006
3,0X8MM	500	34120.030.008
3,0X10MM	500	34120.030.010
3,0X12MM	500	34120.030.012
3,2X6MM	500	34120.032.006
3,2X8MM	500	34120.032.008
3,2X10MM	500	34120.032.010
3,2X12MM	500	34120.032.012
4,0X6MM	500	34120.040.006
4,0X8MM	500	34120.040.008
4,0X10MM	500	34120.040.010
4,0X12MM	500	34120.040.012
4,0X16MM	500	34120.040.016
4,0X18MM	500	34120.040.018
4,8X8MM	500	34120.048.008
4,8X10MM	500	34120.048.010
4,8X12MM	500	34120.048.012
4,8X14MM	500	34120.048.014
4,8X16MM	500	34120.048.016
4,8X18MM	500	34120.048.018
4,8X20MM	250	34120.048.020
4,8X25MM	250	34120.048.025
5,0X8MM	500	34120.050.008
5,0X10MM	500	34120.050.010
5,0X12MM	500	34120.050.012
5,0X14MM	250	34120.050.014
5,0X16MM	500	34120.050.016
5,0X18MM	500	34120.050.018
5,0X20MM	250	34120.050.020
5,0X25MM	250	34120.050.025

34200 OMNI Trhací nýt se zápustnou hlavou T05A

Materiál Hliník AlMg 3

ø d	l		ø d_m		
(mm)	(mm)	(mm)	(mm)	(N)	(N)
3,0	6,0	1,5-3,5	≈ 1,75	870	680
3,0	8,0	3,5-5,0	≈ 1,75	870	680
3,0	10,0	5,0-7,0	≈ 1,75	870	680
4,0	6,0	1,0-2,5	≈ 2,10	1600	1200
4,0	8,0	2,5-5,0	≈ 2,10	1600	1200

ø d	l		ø d_m		
(mm)	(mm)	(mm)	(mm)	(N)	(N)
4,0	10,0	5,0-6,5	≈ 2,10	1600	1200
4,0	12,0	6,0-8,0	≈ 2,10	1600	1200
5,0	12,0	4,0-8,5	≈ 2,70	2500	2000
5,0	14,0	8,0-10,0	≈ 2,70	2500	2000
5,0	16,0	10,0-12,0	≈ 2,70	2500	2000

d x L	✉	Kód výrobku
3,0X6MM	500	34200.030.006
3,0X8MM	500	34200.030.008
3,0X10MM	500	34200.030.010

d x L	✉	Kód výrobku
4,0X6MM	500	34200.040.006
4,0X8MM	500	34200.040.008
4,0X10MM	500	34200.040.010

d x L	✉	Kód výrobku
4,0X12MM	500	34200.040.012
5,0X12MM	500	34200.050.012

34140 OMNI Trhací nýt se zápustnou hlavou T05A

Materiál Ocel
Povrchová úprava Pozinkované

ø d	l		ø d_m		
(mm)	(mm)	(mm)	(mm)	(N)	(N)
3,0	6,0	1,5-3,0	≈ 1,90	1125	915
3,0	8,0	3,0-5,0	≈ 1,90	1125	915
3,0	10,0	5,0-7,0	≈ 1,90	1125	915
3,0	12,0	7,0-9,0	≈ 1,90	1125	915
3,2	6,0	1,5-3,0	≈ 2,00	1285	1060
3,2	8,0	3,0-5,0	≈ 2,00	1285	1060
4,0	6,0	1,5-2,5	≈ 2,50	1990	1550
4,0	8,0	2,5-4,5	≈ 2,50	1990	1550
4,0	10,0	4,5-6,5	≈ 2,50	1990	1550
4,0	12,0	6,5-8,5	≈ 2,50	1990	1550

ø d	l		ø d_m		
(mm)	(mm)	(mm)	(mm)	(N)	(N)
4,0	16,0	10,5,12,5	≈ 2,50	1990	1550
4,8	8,0	2,5-4,5	≈ 2,90	2920	2300
4,8	10,0	4,5-6,0	≈ 2,90	2920	2300
4,8	12,0	6,0-8,0	≈ 2,90	2920	2300
4,8	14,0	8,0-10,0	≈ 2,90	2920	2300
4,8	16,0	10,0-11,5	≈ 2,90	2920	2300
4,8	18,0	11,5-13,5	≈ 2,90	2920	2300
4,8	20,0	13,5-15,5	≈ 2,90	2920	2300
5,0	20,0	13,5-15,0	≈ 2,90	4000	3100
5,0	25,0	17,0-20,0	≈ 2,90	4000	3100

d x L	✉	Kód výrobku
3,0X6MM	500	34140.030.006
3,0X8MM	500	34140.030.008
3,0X10MM	500	34140.030.010
3,0X12MM	500	34140.030.012
3,2X6MM	1000	34140.032.006
3,2X8MM	500	34140.032.008
4,0X6MM	500	34140.040.006

d x L	✉	Kód výrobku
4,0X8MM	500	34140.040.008
4,0X10MM	500	34140.040.010
4,0X12MM	500	34140.040.012
4,0X14MM	500	34140.040.014
4,0X16MM	500	34140.040.016
4,8X8MM	500	34140.048.008
4,8X10MM	500	34140.048.010
4,8X12MM	200	34140.048.012

d x L	✉	Kód výrobku
4,8X14MM	500	34140.048.014
4,8X16MM	500	34140.048.016
4,8X18MM	500	34140.048.018
4,8X20MM	250	34140.048.020
5,0X20MM	250	34140.050.020
5,0X25MM	250	34140.050.025

34184 **OMNI Trhací nýt se zápustnou hlavou** **T05A**

Materiál Nerezocel A2

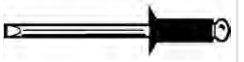

ø d	l		ø d_m		
(mm)	(mm)	(mm)	(mm)	(N)	(N)
4,0	8,0	2,0-4,0	≈ 2,50	3800	3100
4,0	10,0	4,0-6,0	≈ 2,50	3800	3100
4,0	12,0	6,0-8,0	≈ 2,50	3800	3100
4,0	15,0	9,0-11,0	≈ 2,50	3800	3100

ø d	l		ø d_m		
(mm)	(mm)	(mm)	(mm)	(N)	(N)
4,8	8,0	1,5-3,0	≈ 2,90	6000	4500
4,8	10,0	3,0-5,0	≈ 2,90	6000	4500
4,8	12,0	5,0-7,0	≈ 2,90	6000	4500
4,8	15,0	8,0-10,0	≈ 2,90	6000	4500

d x L	✉	Kód výrobku	d x L	✉	Kód výrobku	d x L	✉	Kód výrobku
4,0X8MM	500	34184.040.008	4,0X15MM	500	34184.040.015	4,8X10MM	500	34184.048.010
4,0X10MM	500	34184.040.010				4,8X12MM	500	34184.048.012
4,0X12MM	500	34184.040.012	4,8X8MM	500	34184.048.008	4,8X15MM	500	34184.048.015

Trhací nýt s vypouklou hlavou PLUS BULB

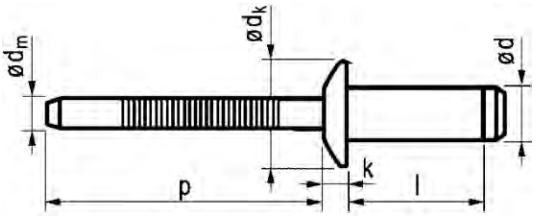



Technické údaje

ø d	k	p	Vrták ø	ø d_k
4.8	2.2	≥32	5.0	9.8
6.4	3.0	≥32	6.6	13.0

32635 **PLUS BULB Trhací nýt s vypouklou hlavou** **T01A**

Materiál Ocel
Povrchová úprava Pozinkované



9

ø d	l		ø d_m		
(mm)	(mm)	(mm)	(mm)	(N)	(N)
4,8	11,5	3,5-6,0	≈ 3,02	3600	3920/6270
4,8	14,0	6,0-8,5	≈ 3,02	3600	3920/6270
6,4	10,5	2,8-4,8	≈ 4,17	6600	5390/11180
6,4	12,5	4,8-6,8	≈ 4,17	6600	5390/11180

ø d	l		ø d_m		
(mm)	(mm)	(mm)	(mm)	(N)	(N)
6,4	14,5	6,8-8,8	≈ 4,17	6600	5390/11180
6,4	16,5	8,8-10,8	≈ 4,17	6600	5390/11180
6,4	18,5	10,8-12,8	≈ 4,17	6600	5390/11180
6,4	20,5	12,8-14,8	≈ 4,17	6600	5390/11180

d x L	✉	Kód výrobku	d x L	✉	Kód výrobku	d x L	✉	Kód výrobku
4,8X11,5MM	500	32635.048.011	6,4X10,5MM	250	32635.064.010	6,4X16,5MM	200	32635.064.016
4,8X14MM	250	32635.048.014	6,4X12,5MM	250	32635.064.012	6,4X18,5MM	200	32635.064.018
			6,4X14,5MM	200	32635.064.014	6,4X20,5MM	200	32635.064.020

Trhací nýt s vypouklou hlavou PLUS BULB

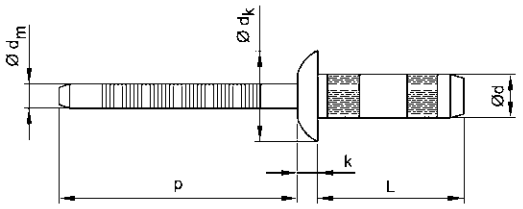



Technické údaje

ø d	k (max.)	p	Vrták ø	ø d_k
3.2	1.4	>27	3.3	6.8
4.0	1.5	>27	4.1	8.0
4.8	1.5	>27	4.9	9.6

Skupiny produktů

Materiál	Kód	Strana
Oc	34320	9-65
NO	34330	9-65

34320 **Trhací nýt s vypouklou hlavou PLUS BULB** **T05A**

Materiál Ocel



ø d	l		ø d_m		
(mm)	(mm)	(mm)	(mm)	(N)	(N)
3,2	6,6	1,0-3,0	≈ 2,00	1300	1200
3,2	9,2	3,0-5,0	≈ 2,00	1300	1700
3,2	11,5	5,0-7,0	≈ 2,00	1300	2500
4,0	7,5	1,0-3,0	≈ 2,60	2800	3500
4,0	9,5	3,0-5,0	≈ 2,60	2800	3500

ø d	l		ø d_m		
(mm)	(mm)	(mm)	(mm)	(N)	(N)
4,0	12,5	5,0-7,0	≈ 2,60	2800	3500
4,8	10,0	1,5-3,5	≈ 3,00	3800	4200
4,8	12,0	3,5-6,0	≈ 3,00	3800	4200
4,8	14,3	6,0-8,5	≈ 3,00	3800	4200

d x L	✉	Kód výrobku	d x L	✉	Kód výrobku	d x L	✉	Kód výrobku
3,2X7,0MM	500	34320.032.007	4,0X8,0MM	500	34320.040.008	4,8X9,0MM	500	34320.048.009
3,2X9,0MM	500	34320.032.009	4,0X10,0MM	500	34320.040.010	4,8X12,0MM	500	34320.048.012
3,2X11,0MM	500	34320.032.011	4,0X12,0MM	500	34320.040.012	4,8X14,0MM	500	34320.048.014

9

34330 **Trhací nýt s vypouklou hlavou PLUS BULB** **T05A**

Materiál Nerezocel A2



ø d	l		ø d_m		
(mm)	(mm)	(mm)	(mm)	(N)	(N)
3,2	6,6	1,0-3,0	≈ 2,10	2000	1600
3,2	9,2	3,5-5,0	≈ 2,10	2000	1700
3,2	11,5	5,0-7,0	≈ 2,10	2000	2500
4,0	7,5	1,0-3,0	≈ 2,60	4000	4200
4,0	9,5	3,0-5,0	≈ 2,60	4000	4200

ø d	l		ø d_m		
(mm)	(mm)	(mm)	(mm)	(N)	(N)
4,0	12,5	5,0-7,0	≈ 2,60	4000	4200
4,8	10,0	1,5-3,5	≈ 3,20	5000	5500
4,8	12,0	3,5-6,0	≈ 3,20	5000	5500
4,8	14,3	6,0-8,5	≈ 3,20	5000	5500

d x L	✉	Kód výrobku	d x L	✉	Kód výrobku	d x L	✉	Kód výrobku
3,2X7,0MM	500	34330.032.007	3,2X11,0MM	500	34330.032.011	4,0X8,0MM	500	34330.040.008
3,2X9,0MM	500	34330.032.009				4,0X10,0MM	500	34330.040.010

34330	Trhací nýt s vypouklou hlavou PLUS BULB							
d x L	✉	Kód výrobku	d x L	✉	Kód výrobku	d x L	✉	Kód výrobku
4,0X12,0MM	500	34330.040.012	4,8X9,0MM	500	34330.048.009	4,8X14,0MM	500	34330.048.014
			4,8X12,0MM	500	34330.048.012			

Trhací nýt s vypouklou hlavou P-LOCK

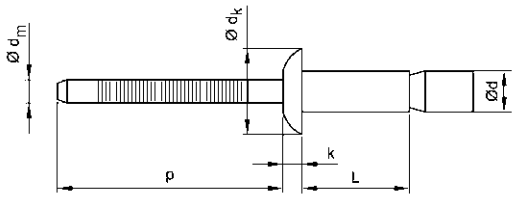

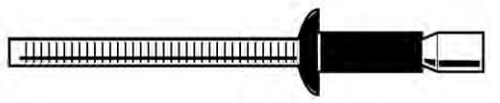

Technické údaje

ø d	k (max.)	p	Vrták ø	ø d_k
6.4	2.9	>27	6.6	12.7

34350	Trhací nýt s vypouklou hlavou P-LOCK	T05A
Materiál	Ocel	

ø d	l		ø d_m		
(mm)	(mm)	(mm)	(mm)	(N)	(N)
6,4	14,0	2,0-9,5	≈ 4,00	10400	11700

ø d	l		ø d_m		
(mm)	(mm)	(mm)	(mm)	(N)	(N)
6,4	20,0	2,0-15,8	≈ 4,00	10400	11700

d x L	✉	Kód výrobku	d x L	✉	Kód výrobku
6,4X14MM	250	34350.064.014	6,4X20MM	250	34350.064.020

Trhací nýt se zápustnou hlavou PLUS BULB

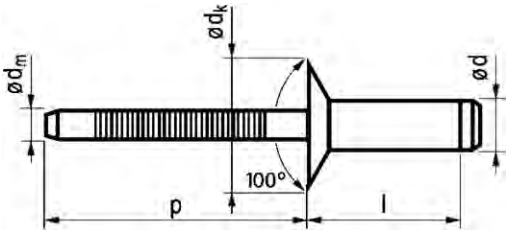



Technické údaje

ø d	k	p	Vrták ø	ø d_k
6.4	2.0	≥32	6.6	10.0

32642 **PLUS BULB trhací nýt se zápustnou hlavou** **T05A**

Materiál Ocel
Povrchová úprava Pozinkované



ø d	l		ø d_m		
(mm)	(mm)	(mm)	(mm)	(N)	(N)
6,4	13,5	5,8-7,8	≈ 4,17	5490	5390/10300
6,4	15,5	7,8-9,8	≈ 4,17	5490	5390/10300

ø d	l		ø d_m		
(mm)	(mm)	(mm)	(mm)	(N)	(N)
6,4	17,5	9,8-11,8	≈ 4,17	5490	5390/10300
6,4	19,5	11,8-13,8	≈ 4,17	5490	5390/10300

d x L	✉	Kód výrobku	d x L	✉	Kód výrobku	d x L	✉	Kód výrobku
6,4X13,5MM	250	32642.064.013	6,4X17,5MM	250	32642.064.017	6,4X19,5MM	250	32642.064.019
6,4X15,5MM	250	32642.064.015						

Trhací nýt s vypouklou hlavou a krytkou

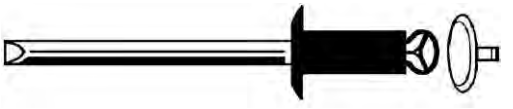

Technické údaje

d	Hlava nýtu ø
4.8	9.5

72004 **Trhací nýt s vypouklou hlavou a krytkou** **Y92D**

Materiál Hliník

d x L	✉	Kód výrobku
4,8X15,5MM	100	72004.048.015

9

Trhací nýt s vypouklou hlavou

DIN ≈7337 A

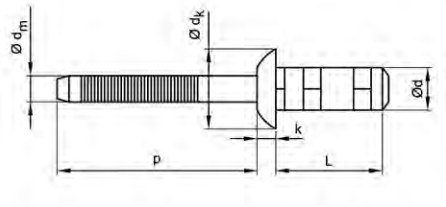

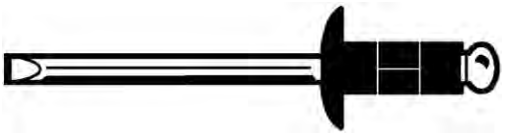

Technické údaje

ø d	k (max.)	p	Vrták ø	ø d_k
3.2	1.02	>27	3.3	6.4
4.0	1.27	>27	4.1	7.9
4.8	1.52	>27	4.9	9.5

33900 **MULTI trhací nýt s vypouklou hlavou** **T05A**

Materiál Ocel



ø d	l		ø d_m		
(mm)	(mm)	(mm)	(mm)	(N)	(N)
3,2	11,4	1,6-6,4	≈ 2,05	1400	1100
4,0	12,0	1,6-6,4	≈ 2,65	2100	1800
4,0	13,6	3,2-8,0	≈ 2,65	2100	1800

ø d	l		ø d_m		
(mm)	(mm)	(mm)	(mm)	(N)	(N)
4,8	12,7	1,6-6,4	≈ 3,00	3100	2600
4,8	14,3	3,2-8,0	≈ 3,00	3100	2600
4,8	19,3	8,0-12,7	≈ 3,00	3100	2600

d x L	✉	Kód výrobku
3,2X11MM	500	33900.032.011
4,0X12,5MM	500	33900.040.012
4,0X13MM	500	33900.040.013
4,8X12,7MM	500	33900.048.012
4,8X14MM	500	33900.048.014
4,8X19MM	500	33900.048.019

9

Trhací nýt s vypouklou hlavou Multigrip, typ B

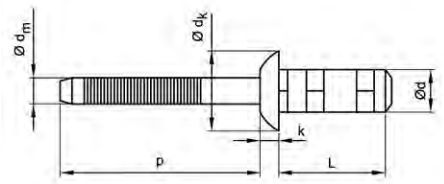

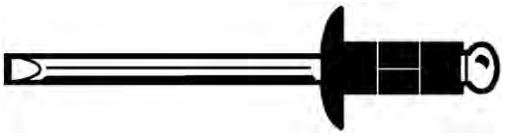

Technické údaje

ø d	k (max.)	p	Vrták ø	ø d_k
3.2	1.02	>27	3.3	6.4
4.0	1.27	>27	4.1	7.9
4.8	1.52	>27	4.9	9.5

34185 **MULTI trhací nýt s vypouklou hlavou** **T05A**

Materiál Nerezocel A2

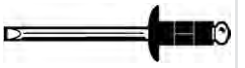

ø d	l		ø d_m		
(mm)	(mm)	(mm)	(mm)	(N)	(N)
3,2	9,9	1,0-4,8	≈ 2,20	2000	1700
4,0	12,0	1,6-6,4	≈ 2,70	3200	2900
4,0	13,6	3,2-8,0	≈ 2,70	3200	2900
4,0	16,8	6,4-11,2	≈ 2,70	3200	2900

ø d	l		ø d_m		
(mm)	(mm)	(mm)	(mm)	(N)	(N)
4,8	12,7	1,6-6,4	≈ 3,10	4800	4100
4,8	14,3	3,2-8,0	≈ 3,10	4800	4100
4,8	17,5	6,5-10,0	≈ 3,10	4800	4100
4,8	19,3	8,0-12,5	≈ 3,10	4800	4100

d x L	✉	Kód výrobku
3,2X10MM	500	34185.032.010
4,0X12MM	500	34185.040.012
4,0X13MM	500	34185.040.013
4,0X16MM	500	34185.040.016
4,8X12,7MM	500	34185.048.012
4,8X14MM	500	34185.048.014
4,8X17,5MM	500	34185.048.017
4,8X19MM	500	34185.048.019

9

Trhací nýt “multigrip” s vypouklou hlavou

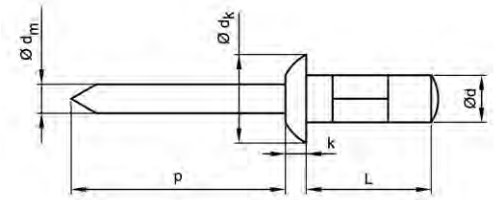

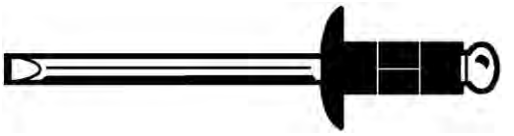

Technické údaje

ø d	k	p	Vrták ø	ø d_k
3.2	≤ 1.4	≥27	3.3	6.0
4.0	≤ 1.7	≥27	4.1	8.0
4.8	≤ 2.0	≥27	4.9	9.5

Skupiny produktů

Materiál		Kód	Strana
Al AlMg 2,5	Al - ocel pozink.	34125	9-70
Al AlMg 5	Al - nerez ocel A2	34205	9-71

34125 **MULTI Trhací nýt “multigrip” s vypouklou hlavou** **T05A**

Materiál Hliník AlMg 2,5



ø d	l		ø d_m		
(mm)	(mm)	(mm)	(mm)	(N)	(N)
3,2	8,0	0,5-5,0	≈ 1,78	980	680
3,2	9,5	2,0-6,5	≈ 1,78	980	680
3,2	11,1	3,5-8,0	≈ 1,78	980	680
4,0	9,5	1,0-6,0	≈ 2,18	1600	1150
4,0	12,7	4,0-9,5	≈ 2,18	1600	1150

ø d	l		ø d_m		
(mm)	(mm)	(mm)	(mm)	(N)	(N)
4,0	17,0	8,5-13,5	≈ 2,18	1600	1150
4,8	10,3	0,5-5,5	≈ 2,78	2350	1500
4,8	15,1	5,0-10,5	≈ 2,78	2350	1500
4,8	17,0	7,0-12,0	≈ 2,78	2350	1500
4,8	24,8	14,5-19,5	≈ 2,78	2350	1500

d x L	✉	Kód výrobku
3,2X8MM	500	34125.032.008
3,2X9,5MM	500	34125.032.009
3,2X11,1MM	500	34125.032.011

d x L	✉	Kód výrobku
4,0X9,5MM	500	34125.040.009
4,0X12,7MM	500	34125.040.013
4,0X17MM	500	34125.040.017

d x L	✉	Kód výrobku
4,8X10,3MM	500	34125.048.011
4,8X15,1MM	250	34125.048.015
4,8X17MM	500	34125.048.017
4,8X24,8MM	500	34125.048.025

34205 **Trhací nýt “multigrip” s vypouklou hlavou** **T05A**

Materiál Hliník AlMg 5



ø d	l		ø d_m		
(mm)	(mm)	(mm)	(mm)	(N)	(N)
3,2	8,0	0,5-5,0	≈ 1,78	980	680
3,2	9,5	2,0-6,5	≈ 1,78	980	680
3,2	11,1	3,5-8,0	≈ 1,78	980	680
4,0	9,5	1,0-6,0	≈ 2,18	1600	1150
4,0	12,7	4,0-9,5	≈ 2,18	1600	1150

ø d	l		ø d_m		
(mm)	(mm)	(mm)	(mm)	(N)	(N)
4,0	17,0	8,5-13,5	≈ 2,18	1600	1150
4,8	10,3	0,5-5,5	≈ 2,78	2350	1500
4,8	15,1	5,0-10,5	≈ 2,78	2350	1500
4,8	17,0	7,0-12,0	≈ 2,78	2350	1500
4,8	24,8	14,5-19,5	≈ 2,78	2350	1500

d x L	✉	Kód výrobku	d x L	✉	Kód výrobku	d x L	✉	Kód výrobku
3,2X8,0MM	500	34205.032.008	4,0X9,5MM	500	34205.040.009	4,8X10,3MM	500	34205.048.010
3,2X9,5MM	500	34205.032.009	4,0X12,7MM	500	34205.040.012	4,8X15,1MM	500	34205.048.015
3,2X11,1MM	500	34205.032.011	4,0X16,9MM	500	34205.040.016	4,8X16,9MM	500	34205.048.016
						4,8X24,8MM	250	34205.048.024

Trhací nýt s extra velkou vypouklou hlavou MULTI

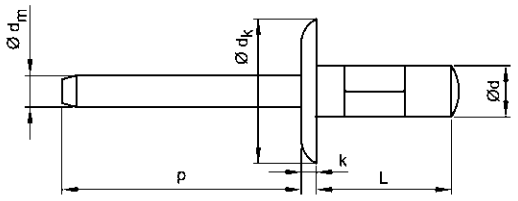

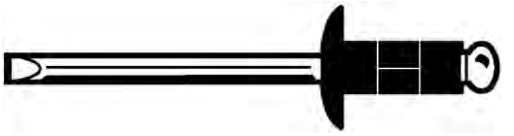

Technické údaje

ø d	k (max.)	p	Vrták ø	ø d_k
4.8	2.5	>27	4.9	16.0

34250 **Trhací nýt s extra velkou vypouklou hlavou MULTI** **T05A**

Materiál Hliník AlMg 3



ø d	l		ø d_m		
(mm)	(mm)	(mm)	(mm)	(N)	(N)
4,8	10,0	0,5-5,0	≈ 2,78	2350	1500
4,8	10,3	0,5-5,5	≈ 2,78	2350	1500
4,8	12,0	2,0-7,0	≈ 2,78	2350	1500
4,8	14,0	4,0-9,0	≈ 2,78	2350	1500
4,8	16,0	6,0-11,0	≈ 2,78	2350	1500
4,8	17,0	7,0-12,0	≈ 2,78	2350	1500

ø d	l		ø d_m		
(mm)	(mm)	(mm)	(mm)	(N)	(N)
4,8	18,0	8,0-13,0	≈ 2,78	2350	1500
4,8	20,0	10,0-15,0	≈ 2,78	2350	1500
4,8	22,0	12,0-17,0	≈ 2,78	2350	1500
4,8	24,0	14,0-19,0	≈ 2,78	2350	1500
4,8	24,8	14,5-19,5	≈ 2,78	2350	1500
4,8	27,0	16,0-22,0	≈ 2,78	2350	1500

d x L	✉	Kód výrobku	d x L	✉	Kód výrobku	d x L	✉	Kód výrobku
4,8X10X16MM	250	34250.048.010	4,8X16X16MM	250	34250.048.016	4,8X22X16MM	250	34250.048.022
4,8X10,3X16MM	250	34250.048.011	4,8X17X16MM	250	34250.048.017	4,8X24X16MM	250	34250.048.024
4,8X12X16MM	250	34250.048.012	4,8X18X16MM	250	34250.048.018	4,8X24,8X16MM	250	34250.048.025
4,8X14X16MM	250	34250.048.014	4,8X20X16MM	250	34250.048.020	4,8X27X16MM	250	34250.048.027

Trhací nýt se zápustnou hlavou Multigrip

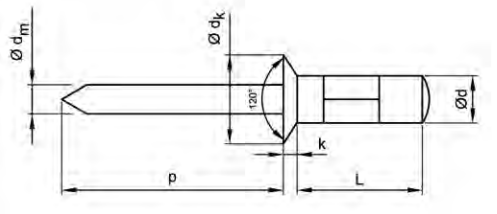

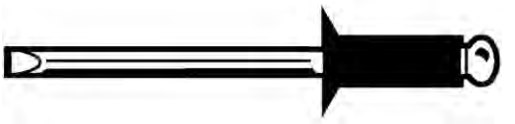

Technické údaje

ø d	p	Vrták ø	ø d_k
3.2	>27	3.3	6.0
4.0	>27	4.1	8.0
4.8	>27	4.9	9.5

34128 **Trhací nýt se zápustnou hlavou Multigrip** **T05A**

Materiál Hliník AlMg 5

ø d	l		ø d_m		
(mm)	(mm)	(mm)	(mm)	(N)	(N)
3,2	8,0	1,5-5,0	≈ 1,78	980	680
3,2	9,7	2,5-6,5	≈ 1,78	980	680
3,2	10,0	2,5-7,0	≈ 1,78	980	680
3,2	12,0	4,5-9,0	≈ 1,78	980	680
4,0	8,0	1,5-4,5	≈ 2,18	1600	1150
4,0	10,0	1,5-6,5	≈ 2,18	1600	1150
4,0	11,3	2,5-7,5	≈ 2,18	1600	1150

ø d	l		ø d_m		
(mm)	(mm)	(mm)	(mm)	(N)	(N)
4,0	12,0	3,5-8,5	≈ 2,18	1600	1150
4,0	14,0	5,5-10,5	≈ 2,18	1600	1150
4,8	10,0	1,5-5,0	≈ 2,78	2350	1500
4,8	12,0	2,0-7,0	≈ 2,78	2350	1500
4,8	14,0	4,0-9,0	≈ 2,78	2350	1500
4,8	16,0	6,0-11,0	≈ 2,78	2350	1500
4,8	16,9	7,0-12,0	≈ 2,78	2350	1500

d x L	✉	Kód výrobku	d x L	✉	Kód výrobku	d x L	✉	Kód výrobku
3,2X8MM	500	34128.032.008	4,0X10MM	500	34128.040.010	4,8X12MM	500	34128.048.012
3,2X9,7MM	500	34128.032.009	4,0X11,3MM	500	34128.040.011	4,8X14MM	500	34128.048.014
3,2X10MM	500	34128.032.010	4,0X12MM	500	34128.040.012	4,8X16MM	500	34128.048.016
3,2X12MM	500	34128.032.012	4,0X14MM	500	34128.040.014	4,8X16,9MM	500	34128.048.017
4,0X8MM	500	34128.040.008	4,8X10MM	500	34128.048.010			

Těsnící trhací nýt s vypouklou hlavou

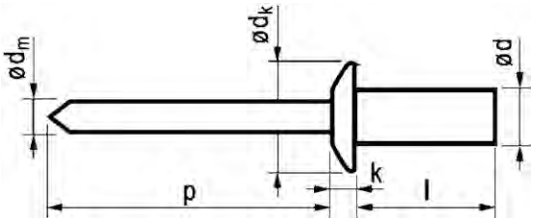

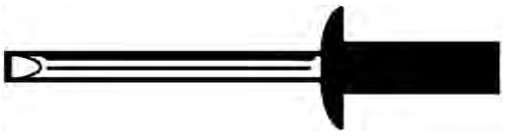

Technické údaje

ø d	k	p	Vrták ø	ø d_k
3.2	≤ 1.4	≥27	3.3	6.0
4.0xk 1.4	1.4	≥27	4.1	8.0
4.0xk ≤ 1.7	≤ 1.7	≥27	4.1	8.0
4.8xk 1.7	1.7	≥27	4.9	9.5
4.8xk ≤ 2.0	≤ 2.0	≥27	4.9	9.5
6.4	≤ 2.5	≥27	6.5	12.7

Skupiny produktů

Materiál	Povrchová úprava		Kód	Strana
Al AlMg 5		Al - ocel	33610	9-73
Al AlMg 5		Al - nerez ocel A2	33650	9-74
Al Al 99,5		Al - Al	33600	9-74
Oc	Zn	ocel-pozinkované	33695	9-75
NO A2		nerez ocel A2 - nerez ocel A2	33670	9-75

33610 SIGMA Těsnící trhací nýt s vypouklou hlavou **T03A**

Materiál Hliník AlMg 5

ø d	l		ø d_m		
(mm)	(mm)	(mm)	(mm)	(N)	(N)
3,2	6,5	0,5-2,0	≈ 1,70	1250	1070
3,2	8,0	2,0-3,5	≈ 1,70	1250	1070
3,2	9,5	3,5-5,0	≈ 1,70	1250	1070
3,2	10,7	5,0-6,5	≈ 1,70	1250	1070
3,2	12,7	6,5-8,0	≈ 1,70	1250	1070
4,0	8,0	0,5-3,5	≈ 2,18	2240	1700
4,0	9,5	3,5-4,5	≈ 2,18	2240	1700
4,0	11,0	4,5-6,0	≈ 2,18	2240	1700
4,0	12,7	6,0-7,5	≈ 2,18	2240	1700
4,8	8,0	1,0=3,0	≈ 2,63	3100	2200

ø d	l		ø d_m		
(mm)	(mm)	(mm)	(mm)	(N)	(N)
4,8	9,5	3,0-4,5	≈ 2,63	3100	2200
4,8	11,0	4,5-6,0	≈ 2,63	3100	2200
4,8	12,5	6,0-7,5	≈ 2,63	3100	2200
4,8	14,0	7,5-9,0	≈ 2,63	3100	2200
4,8	16,0	9,0-11,0	≈ 2,63	3100	2200
4,8	18,0	11,0-13,0	≈ 2,63	3100	2200
4,8	21,0	13,0-16,0	≈ 2,63	3100	2200
6,4	12,5	1,5,6,0	≈ 3,70	4900	3950
6,4	16,0	6,0-8,0	≈ 3,70	4900	3950

d x L	✉	Kód výrobku
3,2X6,5MM	500	33610.032.006
3,2X8MM	500	33610.032.008
3,2X9,5MM	500	33610.032.009
3,2X10MM	500	33610.032.010
3,2X12,5MM	500	33610.032.012
4,0X8MM	500	33610.040.008
4,0X9,5MM	500	33610.040.009

d x L	✉	Kód výrobku
4,0X11MM	500	33610.040.011
4,0X12,5MM	500	33610.040.012
4,8X8MM	500	33610.048.008
4,8X9,5MM	500	33610.048.009
4,8X11MM	500	33610.048.011
4,8X12MM	500	33610.048.012

d x L	✉	Kód výrobku
4,8X14MM	500	33610.048.014
4,8X16MM	500	33610.048.016
4,8X18MM	500	33610.048.018
4,8X21MM	500	33610.048.021
6,4X12,5MM	250	33610.064.012
6,4X16MM	250	33610.064.016

33650 SIGMA Těsnící trhací nýt s vypouklou hlavou T03A

Materiál Hliník AlMg 5

ø d	l		ø d_m		
(mm)	(mm)	(mm)	(mm)	(N)	(N)
3,2	6,5	0,5-2,0	≈ 1,70	1250	1070
3,2	8,0	2,0-3,5	≈ 1,70	1250	1070
3,2	9,5	3,5-5,0	≈ 1,70	1250	1070
3,2	11,0	5,0-6,5	≈ 1,70	1250	1070
3,2	12,7	6,5-8,0	≈ 1,70	1250	1070
4,0	8,0	0,5-3,5	≈ 2,18	2240	1700
4,0	9,5	3,5-4,5	≈ 2,18	2240	1700
4,0	11,0	4,5-6,5	≈ 2,18	2240	1700
4,0	12,7	6,5-8,0	≈ 2,18	2240	1700

ø d	l		ø d_m		
(mm)	(mm)	(mm)	(mm)	(N)	(N)
4,8	8,0	1,0-3,0	≈ 2,63	3100	2200
4,8	9,5	3,0-4,5	≈ 2,63	3100	2200
4,8	11,0	4,5-6,0	≈ 2,63	3100	2200
4,8	12,5	6,0-7,5	≈ 2,63	3100	2200
4,8	14,0	7,5-9,0	≈ 2,63	3100	2200
4,8	16,0	9,0-11,0	≈ 2,63	3100	2200
4,8	18,0	11,0-13,0	≈ 2,63	3100	2200
4,8	21,0	13,0-16,0	≈ 2,63	3100	2200

d x L	✉	Kód výrobku
3,2X6,5MM	1000	33650.032.006
3,2X8MM	500	33650.032.008
3,2X9,5MM	500	33650.032.009
3,2X11MM	500	33650.032.011
3,2X12,5MM	500	33650.032.012
4,0X8MM	500	33650.040.008

d x L	✉	Kód výrobku
4,0X9,5MM	500	33650.040.009
4,0X11MM	500	33650.040.011
4,0X12,5MM	500	33650.040.012
4,8X8MM	500	33650.048.008
4,8X9,5MM	500	33650.048.009

d x L	✉	Kód výrobku
4,8X11MM	500	33650.048.011
4,8X12,5MM	500	33650.048.012
4,8X14MM	250	33650.048.014
4,8X16MM	500	33650.048.016
4,8X18MM	500	33650.048.018
4,8X21MM	500	33650.048.021

33600 SIGMA Těsnící trhací nýt s vypouklou hlavou T03A

Materiál Hliník Al 99,5

ø d	l		ø d_m		
(mm)	(mm)	(mm)	(mm)	(N)	(N)
3,2	8,0	0,5-3,5	≈ 1,80	460	450
3,2	9,5	3,5-5,5	≈ 1,80	460	450
4,0	9,5	0,5-5,0	≈ 2,20	820	580
4,0	12,5	5,0-8,0	≈ 2,20	820	580

ø d	l		ø d_m		
(mm)	(mm)	(mm)	(mm)	(N)	(N)
4,8	9,5	1,0-4,5	≈ 2,65	1120	900
4,8	11,5	4,5-6,5	≈ 2,65	1120	900
4,8	14,5	6,5-9,5	≈ 2,65	1120	900
4,8	18,0	9,5-13,0	≈ 2,65	1120	900

d x L	✉	Kód výrobku
3,2X8MM	500	33600.032.008
3,2X9,5MM	500	33600.032.009
4,0X9,5MM	500	33600.040.009

d x L	✉	Kód výrobku
4,0X12,5MM	500	33600.040.012
4,8X9,5MM	500	33600.048.009

d x L	✉	Kód výrobku
4,8X11,5MM	500	33600.048.011
4,8X14,5MM	250	33600.048.014
4,8X18MM	500	33600.048.018

33695 SIGMA Těsnící trhací nýt s vypouklou hlavou T03A

Materiál Ocel
Povrchová úprava Pozinkované

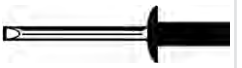

ø d	l		ø d_m		
(mm)	(mm)	(mm)	(mm)	(N)	(N)
4,0	6,0	0,5-1,5	≈ 2,30	2500	2300
4,0	8,0	1,5-3,0	≈ 2,30	2500	2300
4,0	12,0	5,0-6,5	≈ 2,30	2500	2300
4,0	15,0	6,5-10,5	≈ 2,30	2500	2300

ø d	l		ø d_m		
(mm)	(mm)	(mm)	(mm)	(N)	(N)
4,8	8,0	1,0-3,0	≈ 2,90	3800	2900
4,8	12,0	5,0-6,5	≈ 2,90	3800	2900
4,8	16,0	6,5-10,5	≈ 2,90	3800	2900

d x L	✉	Kód výrobku	d x L	✉	Kód výrobku	d x L	✉	Kód výrobku
4,0X6MM	500	33695.040.006	4,0X15MM	500	33695.040.015	4,8X12MM	500	33695.048.012
4,0X8MM	500	33695.040.008				4,8X16MM	500	33695.048.016
4,0X12MM	500	33695.040.012	4,8X8MM	500	33695.048.008			

33670 SIGMA Těsnící trhací nýt s vypouklou hlavou T03A

Materiál Nerezocel A2

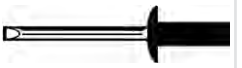

ø d	l		ø d_m		
(mm)	(mm)	(mm)	(mm)	(N)	(N)
3,2	6,0	0,5-1,5	≈ 1,90	2500	2000
3,2	8,0	1,5-3,0	≈ 1,90	2500	2000
3,2	9,5	3,0-5,0	≈ 1,90	2500	2000
3,2	12,0	5,0-7,0	≈ 1,90	2500	2000
4,0	6,0	0,5-1,5	≈ 2,30	4000	3000
4,0	8,0	1,5-3,0	≈ 2,30	4000	3000
4,0	9,5	3,0-5,0	≈ 2,30	4000	3000

ø d	l		ø d_m		
(mm)	(mm)	(mm)	(mm)	(N)	(N)
4,0	12,0	5,0-6,5	≈ 2,30	4000	3000
4,0	16,0	6,5-10,5	≈ 2,30	4000	3000
4,8	8,0	1,0-3,0	≈ 2,90	5500	4500
4,8	9,5	3,0-5,0	≈ 2,90	5500	4500
4,8	12,0	5,0-6,5	≈ 2,90	5500	4500
4,8	16,0	6,5-10,5	≈ 2,90	5500	4500

d x L	✉	Kód výrobku	d x L	✉	Kód výrobku	d x L	✉	Kód výrobku
3,2X6MM	500	33670.032.006	4,0X6MM	500	33670.040.006			
3,2X8MM	500	33670.032.008	4,0X8MM	500	33670.040.008	4,8X8MM	500	33670.048.008
3,2X9MM	500	33670.032.009	4,0X9MM	500	33670.040.009	4,8X9MM	500	33670.048.009
3,2X12MM	500	33670.032.012	4,0X12MM	500	33670.040.012	4,8X12MM	500	33670.048.012
			4,0X16MM	500	33670.040.016	4,8X16MM	500	33670.048.016

Těsnící trhací nýt se zápustnou hlavou

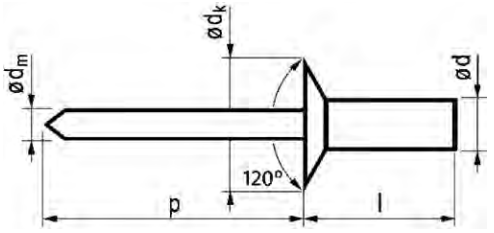

Technické údaje

ø d	p	Vrták ø	ø d_k
3.2	≥27	3.3	6.0
4.0	≥27	4.1	7.5
4.8	≥27	4.9	9.0

33620 **SIGMA Těsnící trhací nýt se zápustnou hlavou** **T03A**

Materiál Hliník AlMg 5



ø d	l		ø d_m		
(mm)	(mm)	(mm)	(mm)	(N)	(N)
3,2	7,5	1,5-3,5	≈ 1,70	1245	1070
3,2	9,0	3,0-5,0	≈ 1,70	1245	1070
3,2	10,5	4,5-6,5	≈ 1,70	1245	1070
3,2	12,0	6,0-7,5	≈ 1,70	1245	1070
4,0	9,5	3,0-5,0	≈ 2,20	2240	1710
4,0	11,0	4,5-6,5	≈ 2,20	2240	1710
4,0	12,5	6,0-8,0	≈ 2,20	2240	1710

ø d	l		ø d_m		
(mm)	(mm)	(mm)	(mm)	(N)	(N)
4,8	9,5	2,5-4,5	≈ 2,65	3070	2230
4,8	11,0	4,0-6,0	≈ 2,65	3070	2230
4,8	12,5	5,5-7,5	≈ 2,65	3070	2230
4,8	14,0	7,0-9,0	≈ 2,65	3070	2230
4,8	15,5	8,5-10,5	≈ 2,65	3070	2230
4,8	19,0	12,0-14,0	≈ 2,65	3070	2230

d x L	✉	Kód výrobku	d x L	✉	Kód výrobku	d x L	✉	Kód výrobku
3,2X7,5MM	500	33620.032.007	4,0X9,5MM	500	33620.040.009	4,8X11MM	500	33620.048.011
3,2X9,5MM	500	33620.032.009	4,0X11MM	500	33620.040.011	4,8X12,5MM	500	33620.048.012
3,2X10,5MM	500	33620.032.010	4,0X12,5MM	500	33620.040.012	4,8X14MM	500	33620.048.014
3,2X12MM	500	33620.032.012				4,8X15,5MM	500	33620.048.015
			4,8X9,5MM	250	33620.048.009	4,8X19,5MM	250	33620.048.019

Rozpínací trhací nýt s vypouklou hlavou

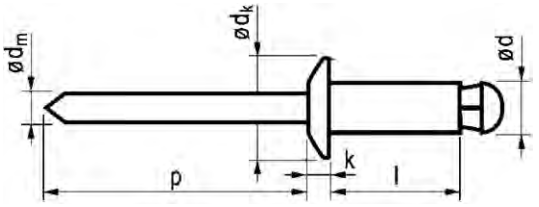

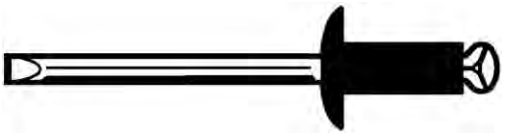

Technické údaje

ø d	k	p	Vrták ø	ø d_k
3.2	1	≥27	3.7	6.5
4.0	1.2	≥27	4.5	8.0
4.8	1.4	≥27	5.3	9.0

33410 **EXPO Rozpínací trhací nýt s vypouklou hlavou** **T03A**

Materiál Hliník AlMg 3,5



ø d	l		ø d_m		
(mm)	(mm)	(mm)	(mm)	(N)	(N)
3,2	10,0	1,0-3,0	≈ 1,80	750	820
3,2	16,0	7,0-9,0	≈ 1,80	750	820
3,2	18,0	9,0-11,0	≈ 1,80	750	820
4,0	10,0	1,5-5,0	≈ 2,10	1140	1280
4,0	16,0	8,0-11,0	≈ 2,10	1140	1280
4,0	18,0	10,0-13,0	≈ 2,10	1140	1280
4,8	10,0	1,5-4,0	≈ 2,70	2450	2100

ø d	l		ø d_m		
(mm)	(mm)	(mm)	(mm)	(N)	(N)
4,8	14,0	4,0-8,0	≈ 2,70	2450	2100
4,8	18,0	8,0-12,0	≈ 2,70	2450	2100
4,8	22,0	12,0-16,0	≈ 2,70	2450	2100
4,8	25,0	16,0-19,0	≈ 2,70	2450	2100
4,8	30,0	19,0-24,0	≈ 2,70	2450	2100
4,8	35,0	24,0-29,0	≈ 2,70	2450	2100

d x L	✉	Kód výrobku	d x L	✉	Kód výrobku	d x L	✉	Kód výrobku
3,2X10MM	500	33410.032.010	4,0X16MM	500	33410.040.016	4,8X18MM	500	33410.048.018
3,2X16MM	500	33410.032.016	4,0X18MM	500	33410.040.018	4,8X22MM	500	33410.048.022
3,2X18MM	500	33410.032.018				4,8X25MM	250	33410.048.025
			4,8X10MM	500	33410.048.010	4,8X30MM	250	33410.048.030
4,0X10MM	500	33410.040.010	4,8X14MM	500	33410.048.014	4,8X35MM	250	33410.048.035

Rozpínací trhací nýt s vypouklou hlavou

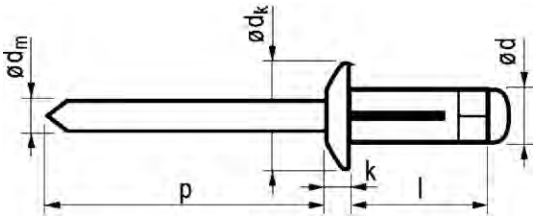

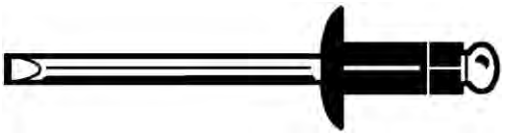

Technické údaje

ø d	k	p	Vrták ø	ø d_k
4.0	≤ 1.7	≥27	4.2	8.0
4.8	≤ 2.0	≥27	5.0	9.6

34121 **TRIPO Rozpínací trhací nýt s vypouklou hlavou** **T05A**

Materiál Hliník AlMg 3



ø d	l		ø d_m		
(mm)	(mm)	(mm)	(mm)	(N)	(N)
4,0	13,6	1,0-3,0	≈ 2,50	800	500
4,0	18,8	3,0-7,0	≈ 2,50	800	500
4,8	15,3	1,0-3,0	≈ 2,90	1100	800

ø d	l		ø d_m		
(mm)	(mm)	(mm)	(mm)	(N)	(N)
4,8	20,5	3,0-9,0	≈ 2,90	1100	800
4,8	24,5	5,0-12,0	≈ 2,90	1100	800

d x L	✉	Kód výrobku	d x L	✉	Kód výrobku	d x L	✉	Kód výrobku
4,0X13MM	500	34121.040.013				4,8X20MM	250	34121.048.020
4,0X18MM	500	34121.040.018	4,8X15MM	500	34121.048.015	4,8X24MM	250	34121.048.024

9

Nástroj pro trhací nýty

	ø 2,4			ø 3,0 - 3,2			ø 4,0			ø 4,8 - 5,0			ø 6,0 - 6,4		
	Al	Oc	NO	Al	Oc	NO	Al	Oc	NO	Al	Oc	NO	Al	Oc	NO
F 80															
F 150															
F 260															
FEZ1000															
FEZ2000															

možnost navíc

doporučená kapacita

Skupiny produktů

Kód	Strana
35145	9-79
35760	9-79

35145 Ruční kleště pro trhací nýty — T90A

Typ	✉	Kód výrobku	
F80	1	35145.080.001	• Profesionální nýtovací nástroj. • Možnost ovládaní jednou rukou. • Kapacita: průměr 3,0 - 6,4 mm • Váha: 2,2 kg • Délka: 310mm (uzavřená) - 830 mm (otevřená) • Materiál: hliník • Materiál páky: ocel • Prislušenství: nosní kusy: průměr 3,0 - 6,4 mm.
F150 B	1	35145.150.001	• Profesionální nýtovací nástroj pro malé a lehké spojovací práce. • Vybavený vypínací pružinou.
F260	1	35145.260.001	• Výkonná dlouhoramenná nýtovačka s nastavitelnou přední objímkou s možností nastavení bodu lomu do nejideálnější pozice.

35760 Pneumatický nástroj pro trhací nýty — T91A

Typ	✉	Kód výrobku	
FEZ 1000	1	35760.100.001	• Nová generace hydraulických/pneumatických nástrojů pro nýtování s extrakcí, sběračem trnů a závěsnou konzolou.

35760	Pneumatický nástroj pro trhací nýty			←
Typ	✉	**Kód výrobku**		
FEZ 2000	1	35760.200.001	• Nová generace hydraulických/pneumatických nástrojů pro nýtování s extrakcí, sběračem trnů a závěsnou konzolou.	

Trhací nýty sada

35146	Trhací nýty sada			T90A
Rozměr	✉	**Kód výrobku**		
F150BS	1	35146.150.001	• Fabory nýtovací sada F150. • Sada v hliníkovém kufříku. • Nýtovací nástroj na trhací nýty s 8 velikostmi nýtů od Ø 3,2 mm do Ø 4,8 mm pro drobnější lehkou montážní práci.	

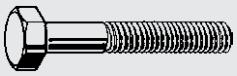
1 Šrouby

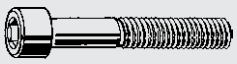
2 Produkty s vnitřním šestihranem

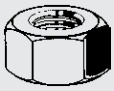
3 Matice, nýtovací matice a závitové vložky

4 Závitové tyče a svorníky

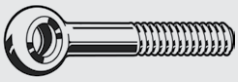
5 Šrouby s okem a hákem

6 Vruty, šrouby

I Seznam

7 Podložky a O-kroužky

8 Kotvy

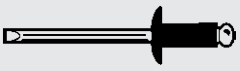
9 Nýty a kolíky

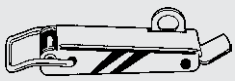
10 Nábytkářský a bezpečnostní materiál

11 Kolekce

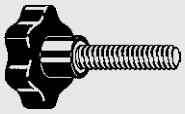
12 Strojní součástky

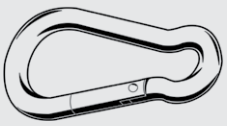
13 Speciální nerezový materiál

T Technické informace

Nábytkářský a bezpečnostní materiál 10

Strana 10-4 DIN 787 — Pro T-drážky, metrický

Strana 10-5 DIN 508 — Pro T-drážky, metrická

Strana 10-6 DIN 6330 B — Zaoblená, metrická

Strana 10-7 DIN 6331 — S nákružkem, metrická

Strana 10-8 — 3xd Metrická

Strana 10-9 DIN 6319 — Sférická podložka

Strana 10-10 DIN 6340 — Podložky pro T-drážky

Strana 10-11 DIN 6379 — Pro T-drážky, metrický

Strana 10-12 — Příslušenství pro T-drážky

Strana 10-16 — LINDAPTER Hollo-bolt šestihran

Strana 10-17 — LINDAPTER Hollo-bolt se zápustnou hlavou

Strana 10-18 — LINDAPTER Hollo-bolt Flush Fit

Strana 10-19 — LINDAPTER Hollo-bolt Flush Fit nástroj

Strana 10-20 — LINDAPTER Svorkový systém

Strana 10-23 — LINDAPTER vysoká protiskuzová svorka

Strana 10-23 — LINDAPTER Podložky

Strana 10-27 — LINDAPTER typ W

Strana 10-27 — LINDAPTER typ CF

Strana 10-28 — LINDAPTER typ LR

Strana 10-29 — LINDAPTER typ D2

Strana 10-30 — LINDAPTER typ BR

Strana 10-31 — LINDAPTER Přírubová svorka

Strana 10-32 — LINDAPTER Flush clamp

Strana 10-33 — LINDAPTER Floorfast

Strana 10-34 — LINDAPTER GF3030

Strana 10-35 — FISCHER Sedlo

Strana 10-36 — Závěsná objímka

Strana 10-37 — Hadicová objímka

Strana 10-38 — Objímka po chladící média

Strana 10-39 — Montážní lišta

Strana 10-40 — Konzole lištová

Strana 10-41 — Krytka

Strana 10-41 — Šroub s T hlavou CLIX

Strana 10-42 — Posuvná matice

Strana 10-43 — Podložka pro montážní lištu

Strana 10-43 — Šroub s T hlavou

Strana 10-44 — Úhelník montážní

Strana 10-45 — Úhelník konzolový

Strana 10-46 — Sedlová příruba

Strana 10-47 — Drapákový nosník

Strana 10-48 — Lištová spojka

Strana 10-49 — Lištová spojka paralelní

Strana 10-50 — Nosníková příchytka

Strana 10-51 — Děrovaná ocelová páska

Strana 10-52 — Upínací ceska dvojitá

Strana 10-53 — Závitový kolík

Strana 10-55 — Nosníková svorka typ H

Strana 10-55 — Nosníková svorka typ 50H

Strana 10-56 — Nosníková svorka typ BC

Strana 10-56 — Nosníková svorka typ BCC

Nábytkářský a bezpečnostní materiál 10

Strana 10-57
Nosníková svorka typ RH


Strana 10-58
Přítlačná příchytka typ PF

Strana 10-58
Zásuvná příchytka

Strana 10-59
Dílenská svorka typ MC

Strana 10-59
Kabelová příchytka


Strana 10-61
Lomená závora

Strana 10-63
Protikus

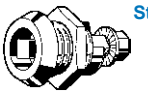
Strana 10-66
Uzávěr

Strana 10-68
Západka

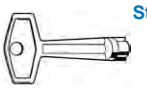
Strana 10-71
Klíč

Strana 10-72
Vodítko pro závoru

Strana 10-73
Vodítko pro závoru

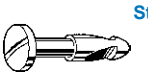
Strana 10-75
Kolík s drážkovanou hlavou

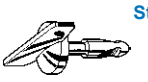
Strana 10-75
Kolík s křídlatou hlavou

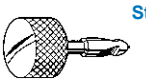
Strana 10-76
Kolík s vroubkovanou drážkovanou hlavou

Strana 10-76
Kulový čep

Strana 10-77
Pojistná podložka

Strana 10-78
Průchodka

Strana 10-79
Ochranná podložka

Strana 10-79
Těsnicí kroužek


Strana 10-80
Kuželová pojistná pružina

Strana 10-80
Nýtovací plátek

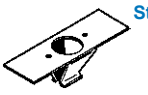
Strana 10-81
Navařovací pružný plátek

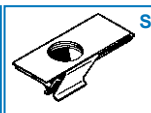
Strana 10-82
Nástrčná pružná zásuvka

Strana 10-82
Pružná zásuvka

Strana 10-83
Čelní zásuvka

Strana 10-85
Třídílné svorky

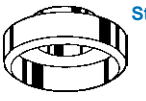
Strana 10-85
Chraňte poháry

Strana 10-86
Typ C mosaz


Strana 10-86
Typ D mosaz

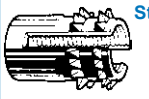
Strana 10-87
Typ E mosaz

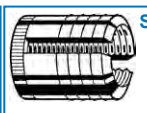
Strana 10-88
Typ 530 mosaz

Strana 10-88
Do dřeva

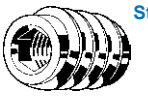
Strana 10-89
Typ SK/SKD

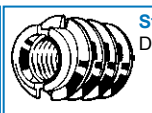
Strana 10-90
DIN 7965
Typ A

10

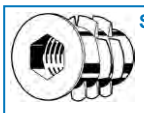
Strana 10-91
Typ SKDZ

Strana 10-91
Typ TS

Strana 10-92
Typ RM

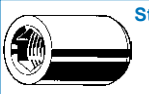
Strana 10-92
Typ RSK

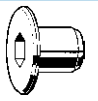
Strana 10-93
Typ RF

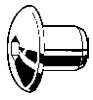
Strana 10-94
Typ RT

Strana 10-95
Typ KF

Strana 10-95
Typ KT

Strana 10-96
Typ KOK

Strana 10-96
Typ Q

Strana 10-97
Otevřený

Strana 10-98
Uzavřená

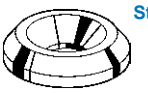
Strana 10-98
Pro šroub se zápustnou hlavou

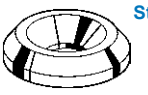
Strana 10-99
Turned

Strana 10-100
Pouzdro matice

Nábytkářský a bezpečnostní materiál 10

Strana 10-101 — Knihařská matice

Strana 10-102 — Knihařský šroub

Strana 10-103 — Knihařský šroub

Strana 10-103 — Prodloužení

Strana 10-104 — Vazací šroub

Strana 10-104 — Zátka do trubky

Strana 10-105 — Zátka do trubky

Strana 10-105 — Zátka do trubky

Strana 10-106 — Zátka do trubky kuželová

Strana 10-108 — SECURITY Matice

Strana 10-109 — SECURITY trvalá matice

Strana 10-110 — SECURITY s vnitřním trnem

Strana 10-111 — SECURITY se zástručkou

Strana 10-112 — SECURITY s T-hvězdicí a trnem

Strana 10-113 — SECURITY se 2 otvory

Strana 10-113 — SECURITY jednocestný

Strana 10-114 — SECURITY šestihran s trnem

Strana 10-115 — SECURITY se zástručkou

Strana 10-115 — SECURITY t-hvězdice s trnem

Strana 10-116 — SECURITY se 2 otvory

Strana 10-117 — SECURITY šestihran s trnem

Strana 10-118 — SECURITY t-hvězdice s trnem

Strana 10-119 — SECURITY S křížovou drážkou a trnem

Strana 10-119 — SECURITY tapping screw with 2 holes

Strana 10-120 — SECURITY tapping screw with 2 holes

Strana 10-121 — SECURITY Jednorázový samořezný

Strana 10-122 — SECURITY s trojkřídlou drážkou

Strana 10-122 — SECURITY šestihran s trnem

Strana 10-123 — SECURITY šestihran s trnem

Strana 10-124 — SECURITY s křížovou drážkou a trnem

Strana 10-124 — SECURITY samořezný se 2 otovry

Strana 10-125 — SECURITY samořezný se 2 otovry

Strana 10-126 — SECURITY jednocestný

Strana 10-126 — SECURITY se čtyřhrannou drážkou

Strana 10-127 — SECURITY drive-in konektor s šestihranem

Strana 10-128 — SECURITY drive-in konektor s šesti křídly

Strana 10-128 — Navařovací svorník

Šroub pro T-drážky

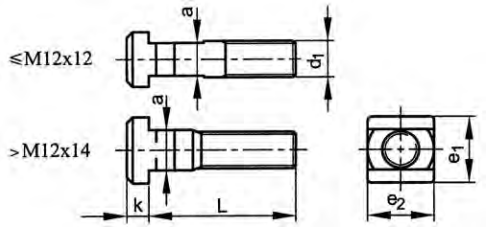

DIN	**787**
ISO	299
NF	E21-301
BS	2485

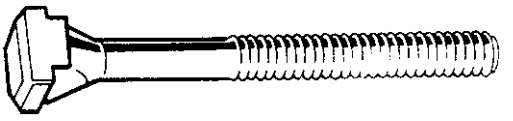

Technické údaje

d_1 x a	e ($e_2 \geq e_1$)	k	P	d_1 x a	e ($e_2 \geq e_1$)	k	P
M8x8	13	6	1.25	**M16x18**	28	10	2
M10x10	15	6	1.5	**M20x20 (≠DIN)**	32	12	2.5
M12x12	18	7	1.75	**M20x22**	35	14	2.5
M12x14	22	8	1.75	**M24x24 (≠DIN)**	40	16	3
M16x16 (≠DIN)	25	9	2	**M24x28**	44	18	3

- Pro rozměry T-drážek, viz DIN 650.

16202 Šroub pro T-drážky **F95A**

Závit	Metrický závit
Materiál	Ocel
Třída	10.9/8.8

RoHS

d_1 x a x L	✉	Kód výrobku	d_1 x a x L	✉	Kód výrobku	d_1 x a x L	✉	Kód výrobku
M8X8X32	25	16202.088.032	M12X14X80	25	16202.134.080	M20X20X125	5	16202.220.125
M8X8X50	25	16202.088.050	M12X14X125	25	16202.134.125	M20X20X160	5	16202.220.160
M8X8X80	25	16202.088.080				M20X20X200	5	16202.220.200
			M16X16X63	10	16202.176.063			
M10X10X40	25	16202.110.040	M16X16X80	10	16202.176.080	M20X22X80	5	16202.222.080
M10X10X63	25	16202.110.063	M16X16X100	10	16202.176.100	M20X22X125	5	16202.222.125
M10X10X100	25	16202.110.100	M16X16X125	10	16202.176.125	M20X22X200	5	16202.222.200
			M16X16X160	10	16202.176.160			
M12X12X50	25	16202.132.050				M24X24X100	5	16202.264.100
M12X12X63	25	16202.132.063	M16X18X63	10	16202.178.063	M24X24X160	5	16202.264.160
M12X12X80	25	16202.132.080	M16X18X100	10	16202.178.100	M24X24X250	5	16202.264.250
M12X12X100	25	16202.132.100	M16X18X160	10	16202.178.160			
M12X12X125	25	16202.132.125				M24X28X100	5	16202.268.100
			M20X20X80	5	16202.220.080	M24X28X160	5	16202.268.160
M12X14X50	25	16202.134.050	M20X20X100	5	16202.220.100	M24X28X250	5	16202.268.250
M12X14X63	25	16202.134.063						

- Šrouby s T-drážkou jsou do velikosti M12 včetně v třídě 10.9, od velikosti M12 je to třída 8.8.

Matice pro T-drážku

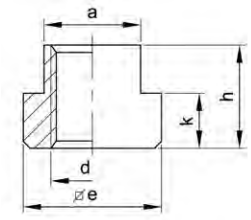

DIN	**508**
ISO	299
NF	E21-301
BS	2485



Technické údaje

d x a	e	h	k	P
M5x6	10	8	4	0.8
M6x8	13	10	6	1
M8x10	15	12	6	1.25
M8x12 (≠DIN)	18	14	7	1.25
M10x12	18	14	7	1.5
M10x14 (≠DIN)	22	16	8	1.5
M12x14	22	16	8	1.75
M12x16 (≠DIN)	25	18	9	1.75

d x a	e	h	k	P
M12x18 (≠DIN)	28	20	10	1.75
M14x16 (≠DIN)	25	18	9	2
M14x18 (≠DIN)	28	20	10	2
M16x18	28	20	10	2
M16x22 (≠DIN)	35	28	14	2
M20x22	35	28	14	2.5
M24x28	44	36	18	3

- Pro rozměry T-drážek, viz DIN 650.

16196 **Matice pro T-drážku** **F95A**

Závit	Metrický závit
Materiál	Ocel
Třída	|10|

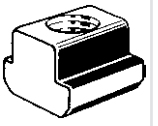

d x a	✉	Kód výrobku	d x a	✉	Kód výrobku	d x a	✉	Kód výrobku
M5X6	50	16196.050.006	M10X14	50	16196.100.014	M14X18	25	16196.140.018
M6X8	50	16196.060.008	M12X14	50	16196.120.014	M16X18	25	16196.160.018
M8X10	50	16196.080.010	M12X16	25	16196.120.016	M16X22	25	16196.160.022
M8X12	50	16196.080.012	M12X18	25	16196.120.018	M20X22	10	16196.200.022
M10X12	50	16196.100.012	M14X16	25	16196.140.016	M24X28	10	16196.240.028

Šestihranná matice

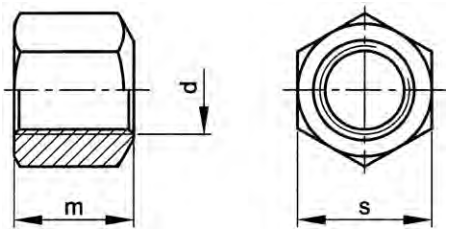

DIN **6330 B**
NEN 2307

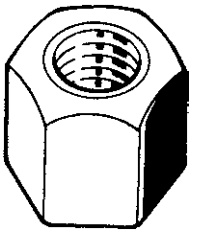

Technické údaje

d	m (js15)	P	s	d	m (js15)	P	s
M6	9	1	10	**M16**	24	2	24
M8	12	1.25	13	**M20**	30	2.5	30
M10 (≠DIN)	15	1.5	17	**M24**	36	3	36
M10	15	1.5	16	**M27**	39	3	41
M12 (≠DIN)	18	1.75	19	**M30**	45	3.5	46
M12	18	1.75	18	**M33**	48	3.5	50
M14 (≠DIN)	21	2	22	**M36**	54	4	55

Příklady použití

Upínací podložka podle DIN 6340

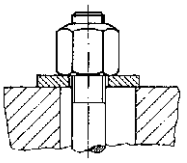

Kuželové sedlo podle DIN 6319D

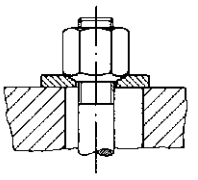

Skupiny produktů

Závit	Typ drážky	Materiál	Třída	Kód	Strana
M	S vnějším šestihranem	Oc	10	16203	10-6
M	S vnějším šestihranem	NO A1	70	51102	10-6
M	S vnějším šestihranem	NO A4	70	55102	10-7

16203 Šestihranná matice F95A

Závit Metrický závit
Materiál Ocel
Třída 10

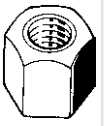

d	✉	Kód výrobku	d	✉	Kód výrobku	d	✉	Kód výrobku
M8	50	16203.080.001	M12 s=19	50	16203.120.190	M20	10	16203.200.001
M10 s=16	50	16203.100.001	M14	25	16203.140.001	M24	10	16203.240.001
M10 s=17	50	16203.100.170	M16	25	16203.160.001	M30	5	16203.300.001
M12 s=18	50	16203.120.001						

51102 Šestihranná matice R09A

Závit Metrický závit
Materiál Nerezocel A1
Třída 70

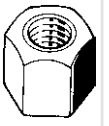

d	✉	Kód výrobku	d	✉	Kód výrobku	d	✉	Kód výrobku
M6*	50	51102.060.001	M14*	25	51102.140.001	M27*	10	51102.270.001
M8	50	51102.080.001	M16	25	51102.160.001	M30*	10	51102.300.001
M10	50	51102.100.001	M20	10	51102.200.001	M33*	10	51102.330.001
M12	50	51102.120.001	M24	10	51102.240.001			

55102 Šestihranná matice R49A

Závit Metrický závit
Materiál Nerezocel A4
Třída 70

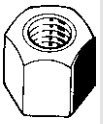

d	✉	Kód výrobku	d	✉	Kód výrobku	d	✉	Kód výrobku
M6*	50	55102.060.001	M14*	25	55102.140.001	M27*	10	55102.270.001
M8	50	55102.080.001	M16	25	55102.160.001	M30*	10	55102.300.001
M10	50	55102.100.001	M20	10	55102.200.001	M36*	10	55102.360.001
M12	50	55102.120.001	M24	10	55102.240.001			

Šestihranná matice s nákružkem

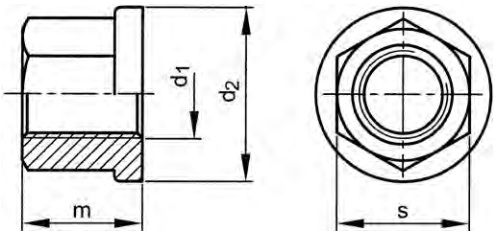

DIN **6331**

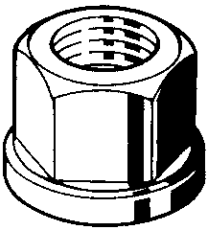

Technické údaje

d_1	d_2 (h13)	m (js15)	P	s
M6	14	9	1	10
M8	18	12	1.25	13
M10	22	15	1.5	16/17
M12	25	18	1.75	18
M14	28	21	2	22

d_1	d_2 (h13)	m (js15)	P	s
M16	31	24	2	24
M20	37	30	2.5	30
M24	45	36	3	36
M30	58	45	3.5	46

Skupiny produktů

Závit	Typ drážky	Materiál	Třída	Kód	Strana
M	S vnějším šestihranem	Oc	10	16204	10-7
M	S vnějším šestihranem	NO A1	70	51104	10-7
M	S vnějším šestihranem	NO A4	70	55104	10-8

16204 Šestihranná matice s nákružkem F95A

Závit Metrický závit
Materiál Ocel
Třída 10

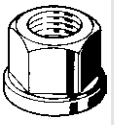

d_1	✉	Kód výrobku	d_1	✉	Kód výrobku	d_1	✉	Kód výrobku
M6	50	16204.060.001	M12	50	16204.120.001	M20	10	16204.200.001
M8	50	16204.080.001	M14	50	16204.140.001	M24	10	16204.240.001
M10 s=16	50	16204.100.001	M16	25	16204.160.001	M30	10	16204.300.001

51104 Šestihranná matice s nákružkem R09A

Závit Metrický závit
Materiál Nerezocel A1
Třída 70

DIN **≈6331**

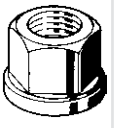

d_1	✉	Kód výrobku	d_1	✉	Kód výrobku	d_1	✉	Kód výrobku
M6*	50	51104.060.001	M12	25	51104.120.001	M20	5	51104.200.001
M8	25	51104.080.001	M14*	25	51104.140.001	M24	5	51104.240.001
M10 s=17	25	51104.100.001	M16	10	51104.160.001			

55104 **Šestihranná matice s nákružkem** **R49A**

Závit Metrický závit
Materiál Nerezocel A4
Třída 70
DIN ≈6331

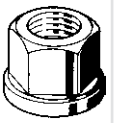

d_1	✉	Kód výrobku	d_1	✉	Kód výrobku	d_1	✉	Kód výrobku
M6*	50	55104.060.001	M12	25	55104.120.001	M20	5	55104.200.001
M8	25	55104.080.001	M14*	25	55104.140.001	M24	5	55104.240.001
M10 s=17	25	55104.100.001	M16	10	55104.160.001			

Prodlužovací matice 3 x d

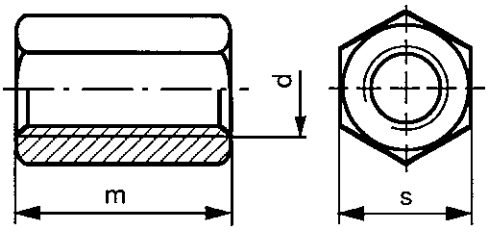



Technické údaje

d	m	P	s	d	m	P	s
M8	24	1.25	13	**M20**	60	2.5	30
M10	30	1.5	17	**M24**	72	3	36
M12	36	1.75	19	**M27**	81	3	41
M14	42	2	22	**M30**	90	3.5	46
M16	48	2	24	**M36**	108	4	55

16225 **Prodlužovací matice 3 x d** **F95A**

Závit Metrický závit
Materiál Ocel
Třída |10|



d	✉	Kód výrobku	d	✉	Kód výrobku	d	✉	Kód výrobku
M8	25	16225.080.001	M16	10	16225.160.001	M27	5	16225.270.001
M10	25	16225.100.001	M20	5	16225.200.001	M30	5	16225.300.001
M12	25	16225.120.001	M24	5	16225.240.001	M36	5	16225.360.001

Sférická a kuželová podložka

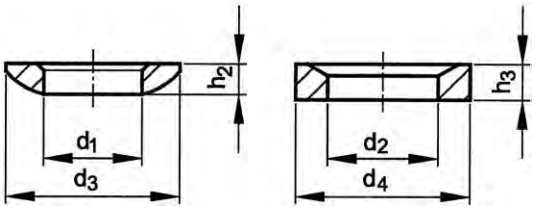

DIN **6319**
NEN 2308

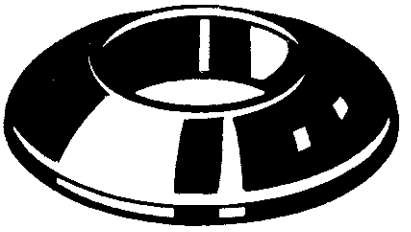

Technické údaje

Pro nom. velikost	d_1 (H13)	d_2 (H13)	d_3	d_4	h_2	h_3	h_4 ≈	S
M6	6.4	7.1	12	12	2.3	2.8	4.2	9
M8	8.4	9.6	17	17	3.2	3.5	5.6	17
M10	10.5	12	21	21	4	4.2	6.5	26
M12	13	14.2	24	24	4.6	5	8	38
M14	15	16.5	28	28	5	5.6	8.5	53
M16	17	19	30	30	5.3	6.2	9.6	73
M20	21	23.2	36	36	6.3	7.5	11.7	117
M24	25	28	44	44	8.2	9.5	15.2	168
M30	31	35	56	56	11.2	12	19.2	269
M36	37	42	69	69	14	15	23.5	394

- S = Statické zatížení v kN (max.).
- Kombinace sférické podložky typu C a kuželového sedla typu D umožňuje dosáhnout při montáži šroubu výkyvu v hodnotě ≈ 3° ve všech směrech.
- UPOZORNĚNÍ: Používáte-li tyto podložky v kombinaci se spojovacím materiálem třídy 10.9 nebo 10, je přípustné upínací zatížení maximálně 46 % z hodnoty R_e; pro třídu 8.8 nebo 8 maximálně 66 % R_e.
- Tyto podložky nelze použít pro otvory s drážkou.

Montážní postup

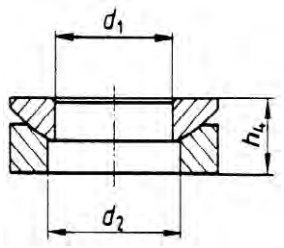

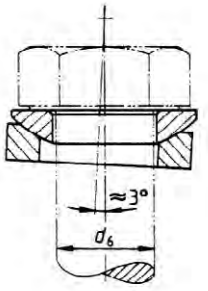

Skupiny produktů

Materiál		Kód	Strana
Oc 550+100 HV10	Typ C	16206	10-9
NO A2	Typ C	51936	10-10
Oc 550+100 HV10	Typ D	16207	10-10
NO A2	Typ D	51935	10-10

16206 **Sférická podložka typ C** **F95A**

Materiál Ocel 550+100 HV10

DIN **6319 C**
NEN 2308 C

RoHS

10

Pro nom. velikost	✉	Kód výrobku	Pro nom. velikost	✉	Kód výrobku	Pro nom. velikost	✉	Kód výrobku
M6	100	16206.060.001	M14	50	16206.140.001	M24	25	16206.240.001
M8	100	16206.080.001	M16	50	16206.160.001	M30	25	16206.300.001
M10	100	16206.100.001	M20	25	16206.200.001	M36	25	16206.360.001
M12	100	16206.120.001						

51936 Sférická podložka typ C — F95A

Materiál Nerezocel A2

DIN **6319 C**
NEN 2308 C

Pro nom. velikost	✉	Kód výrobku	Pro nom. velikost	✉	Kód výrobku	Pro nom. velikost	✉	Kód výrobku
M8	50	51936.080.001	M12	25	51936.120.001	M20	25	51936.200.001
M10	50	51936.100.001	M16	100	51936.160.001			

16207 Kuželová podložka typ D — F95A

Materiál Ocel 550+100 HV10

DIN **6319 D**
NEN 2308 D

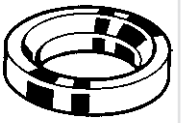

Pro nom. velikost	✉	Kód výrobku	Pro nom. velikost	✉	Kód výrobku	Pro nom. velikost	✉	Kód výrobku
M6	100	16207.060.001	M14	50	16207.140.001	M24	25	16207.240.001
M8	100	16207.080.001	M16	50	16207.160.001	M30	25	16207.300.001
M10	100	16207.100.001	M20	25	16207.200.001	M36	25	16207.360.001
M12	100	16207.120.001						

51935 Kuželová podložka typ D — F95A

Materiál Nerezocel A2

DIN **6319 D**
NEN 2308 D

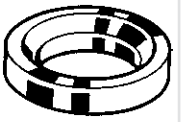

Pro nom. velikost	✉	Kód výrobku	Pro nom. velikost	✉	Kód výrobku	Pro nom. velikost	✉	Kód výrobku
M8	50	51935.080.001	M12	25	51935.120.001	M20	25	51935.200.001
M10	50	51935.100.001	M16	25	51935.160.001			

Podložka pro upínací přípravky

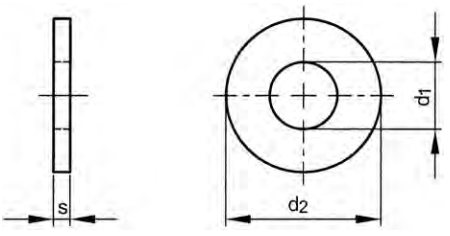

DIN **6340**
NF E25-518

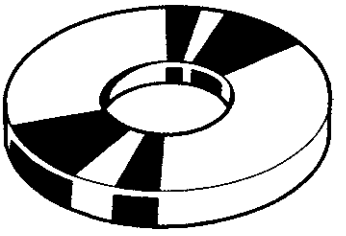

Technické údaje

Pro nom. velikost	d_1 (H14)	d_2 (h14)	s	Pro nom. velikost	d_1 (H14)	d_2 (h14)	s
M6	6.4	17	3	**M14 (≠DIN)**	15	40	5
M8	8.4	23	4	**M16**	17	45	6
M10	10.5	28	4	**M20**	21	50	6
M12	13	35	5	**M24**	25	60	8

Skupiny produktů

Materiál	Povrchová úprava	Kód	Strana
Oc 350+80 HV30		16205	10-11
Oc 350+80 HV30	Zn	16229	10-11

16205 Podložka pro upínací přípravky F95A

Materiál Ocel 350+80 HV30

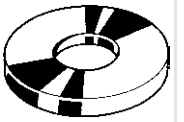

Pro nom. velikost	✉	Kód výrobku	Pro nom. velikost	✉	Kód výrobku	Pro nom. velikost	✉	Kód výrobku
M6	50	16205.060.001	M12	50	16205.120.001	M20	10	16205.200.001
M8	50	16205.080.001	M14	50	16205.140.001	M24	10	16205.240.001
M10	50	16205.100.001	M16	25	16205.160.001			

16229 Podložka pro upínací přípravky F95A

Materiál Ocel 350+80 HV30
Povrchová úprava Pozinkované

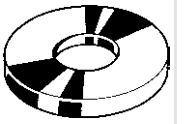

Pro nom. velikost	✉	Kód výrobku	Pro nom. velikost	✉	Kód výrobku	Pro nom. velikost	✉	Kód výrobku
M6	100	16229.060.001	M10	100	16229.100.001	M16	100	16229.160.001
M8	100	16229.080.001	M12	100	16229.120.001	M20	100	16229.200.001

Závrtný šroub pro matice T-drážek

DIN 6379

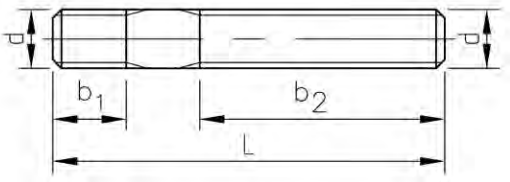

Technické údaje

d	b_1	P	d	b_1	P
M8	11	1.25	**M16**	19	2
M10	13	1.5	**M20**	27	2.5
M12	15	1.75	**M24**	35	3
M14 (≠DIN)	17	2			

- Závrtné šrouby do rozměru M12 (včetně) jsou třídy 10.9, nad rozměr M12 třídy 8.8.

16226 Závrtný šroub pro matice T-drážek F95A

Závit Metrický závit
Materiál Ocel
Třída 10.9/8.8

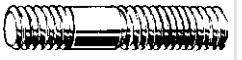

d x L (b_2)	✉	Kód výrobku	d x L (b_2)	✉	Kód výrobku	d x L (b_2)	✉	Kód výrobku
M8X40 (20)	25	16226.080.040	M12X125 (75)	25	16226.120.125	M20X200 (125)	5	16226.200.200
M8X63 (40)	25	16226.080.063	M12X160 (100)	25	16226.120.160	M20X250 (160)	5	16226.200.250
M8X100 (63)	25	16226.080.100	M12X200 (125)	10	16226.120.200	M20X315 (200)	3	16226.200.315
M8X160 (100)	25	16226.080.160				M20X400 (250)	3	16226.200.400
			M16X63 (32)	10	16226.160.063	M20X500 (315)	3	16226.200.500
M10X50 (25)	25	16226.100.050	M16X80 (50)	10	16226.160.080			
M10X80 (50)	25	16226.100.080	M16X100 (63)	10	16226.160.100	M24X100 (45)	10	16226.240.100
M10X100 (75)	25	16226.100.100	M16X125 (75)	10	16226.160.125	M24X125 (70)	10	16226.240.125
M10X125 (75)	25	16226.100.125	M16X160 (100)	10	16226.160.160	M24X160 (100)	10	16226.240.160
M10X160 (100)	25	16226.100.160	M16X200 (125)	5	16226.160.200	M24X200 (125)	5	16226.240.200
M10X200 (125)	10	16226.100.200	M16X250 (160)	5	16226.160.250	M24X250 (160)	5	16226.240.250
			M16X315 (180)	5	16226.160.315	M24X315 (200)	5	16226.240.315
M12X50 (25)	25	16226.120.050				M24X400 (250)	3	16226.240.400
M12X63 (32)	25	16226.120.063	M20X80 (32)	10	16226.200.080	M24X500 (315)	3	16226.240.500
M12X80 (50)	25	16226.120.080	M20X125 (70)	10	16226.200.125	M24X630 (315)	3	16226.240.630
M12X100 (63)	25	16226.120.100	M20X160 (100)	10	16226.200.160			

Sada T-šroubů do T-drážek

Skupiny produktů

Materiál	Kód	Strana
Oc	16227	10-12
Oc	16228	10-13

16227 **Sada T-šroubů do T-drážek č. 6520** **F95A**

Materiál Ocel

Č.	✉	Kód výrobku		
M10X10	1	16227.100.010	Zabaleno v dřevěném kufříku. Obsah: • 2 ks svorníků a šroubů pro T-drážky dle DIN 787, délka 40 mm • 4 ks svorníků a šroubů pro T-drážky dle DIN 787, délka 63 mm • 4 ks svorníků a šroubů pro T-drážky dle DIN 787, délka 100 mm • 4 ks závrtných šroubů pro T-drážky dle DIN 6379, délka 50 mm • 4 ks závrtných šroubů pro T-drážky dle DIN 6379, délka 80 mm • 4 ks závrtných šroubů pro T-drážky dle DIN 6379, délka 200 mm • 4 ks šestihranných matic 1,5 d dle DIN 6330 B • 4 ks prodloužených matic, výška 3 x d • 4 ks sférických podložek dle DIN 6319 C • 4 ks kuželových sedel dle DIN 6319 G • 4 ks podložek pro upínací zařízení dle DIN 6340.	
M12X12	1	16227.120.012	Zabaleno v dřevěném kufříku. Obsah: • 2 ks svorníků a šroubů pro T-drážky dle DIN 787, délka 50 mm • 4 ks svorníků a šroubů pro T-drážky dle DIN 787, délka 80 mm • 4 ks svorníků a šroubů pro T-drážky dle DIN 787, délka 125 mm • 4 ks závrtných šroubů pro T-drážky dle DIN 6379, délka 63 mm • 4 ks závrtných šroubů pro T-drážky dle DIN 6379, délka 100 mm • 4 ks závrtných šroubů pro T-drážky dle DIN 6379, délka 200 mm • 4 ks šestihranných matic 1,5 d dle DIN 6330 B • 4 ks prodloužených matic, výška 3 x d • 4 ks sférických podložek dle DIN 6319 C • 4 ks kuželových sedel dle DIN 6319 G • 4 ks podložek pro upínací zařízení dle DIN 6340.	
M12X14	1	16227.120.014	Zabaleno v dřevěném kufříku. Obsah: • 2 ks svorníků a šroubů pro T-drážky dle DIN 787, délka 50 mm • 4 ks svorníků a šroubů pro T-drážky dle DIN 787, délka 80 mm • 4 ks matic pro T-drážky dle DIN 508 • 4 ks závrtných šroubů pro T-drážky dle DIN 6379, délka 63 mm • 4 ks závrtných šroubů pro T-drážky dle DIN 6379, délka 100 mm • 4 ks závrtných šroubů pro T-drážky dle DIN 6379, délka 125 mm • 4 ks závrtných šroubů pro T-drážky dle DIN 6379, délka 200 mm • 4 ks šestihranných matic 1,5 d dle DIN 6330 B • 4 ks prodloužených matic, výška 3 x d • 4 ks sférických podložek dle DIN 6319 C • 4 ks kuželových sedel dle DIN 6319 G • 4 ks podložek pro upínací zařízení dle DIN 6340.	
M16X18	1	16227.160.018	Zabaleno v dřevěném kufříku. Obsah: • 2 ks svorníků a šroubů pro T-drážky dle DIN 787, délka 63 mm • 4 ks svorníků a šroubů pro T-drážky dle DIN 787, délka 100 mm • 4 ks matic pro T-drážky dle DIN 508 • 4 ks závrtných šroubů pro T-drážky dle DIN 6379, délka 80 mm • 4 ks závrtných šroubů pro T-drážky dle DIN 6379, délka 125 mm • 4 ks závrtných šroubů pro T-drážky dle DIN 6379, délka 160 mm • 4 ks závrtných šroubů pro T-drážky dle DIN 6379, délka 250 mm • 4 ks šestihranných matic 1,5 d dle DIN 6330 B • 4 ks prodloužených matic, výška 3 x d • 4 ks sférických podložek dle DIN 6319 C • 4 ks kuželových sedel dle DIN 6319 G • 4 ks podložek pro upínací zařízení dle DIN 6340.	

16227 Sada T-šroubů do T-drážek č. 6520

Č.	✉	Kód výrobku	
M20X22	1	16227.200.022	Zabaleno v dřevěném kufříku. Obsah: • 2 ks svorníků a šroubů pro T-drážky dle DIN 787, délka 80 mm • 4 ks svorníků a šroubů pro T-drážky dle DIN 787, délka 125 mm • 4 ks matic pro T-drážky dle DIN 508 • 4 ks závrtných šroubů pro T-drážky dle DIN 6379, délka 80 mm • 4 ks závrtných šroubů pro T-drážky dle DIN 6379, délka 125 mm • 4 ks závrtných šroubů pro T-drážky dle DIN 6379, délka 200 mm • 4 ks závrtných šroubů pro T-drážky dle DIN 6379, délka 315 mm • 4 ks šestihranných matic 1,5 d dle DIN 6330 B • 4 ks prodloužených matic, výška 3 x d • 4 ks sférických podložek dle DIN 6319 C • 4 ks kuželových sedel dle DIN 6319 G • 4 ks podložek pro upínací zařízení dle DIN 6340.
M24X28	1	16227.240.028	Zabaleno v dřevěném kufříku. Obsah: • 2 ks svorníků a šroubů pro T-drážky dle DIN 787, délka 100 mm • 4 ks svorníků a šroubů pro T-drážky dle DIN 787, délka 160 mm • 4 ks matic pro T-drážky dle DIN 508 • 4 ks závrtných šroubů pro T-drážky dle DIN 6379, délka 100 mm • 4 ks závrtných šroubů pro T-drážky dle DIN 6379, délka 160 mm • 4 ks závrtných šroubů pro T-drážky dle DIN 6379, délka 250 mm • 4 ks závrtných šroubů pro T-drážky dle DIN 6379, délka 400 mm • 4 ks šestihranných matic 1,5 d dle DIN 6330 B • 4 ks prodloužených matic, výška 3 x d • 4 ks sférických podložek dle DIN 6319 C • 4 ks kuželových sedel dle DIN 6319 G • 4 ks podložek pro upínací zařízení dle DIN 6340.

16228 Sada T-šroubů do T-drážek č. 6530 F95A

Materiál Ocel

Č.	✉	Kód výrobku	
M10X10	1	16228.100.010	Zabaleno v dřevěném kufříku s odnímatelným víkem. Obsah: • 4 ks stupňových svorek 11 x 80 mm • 4 ks univerzálních stupňových bloků č. 1 • 4 ks univerzálních stupňových bloků č. 2 • 4 ks univerzálních stupňových bloků č. 3 • 2 ks svorníků a šroubů pro T-drážky dle DIN 787, délka 40 mm • 4 ks svorníků a šroubů pro T-drážky dle DIN 787, délka 63 mm • 4 ks svorníků a šroubů pro T-drážky dle DIN 787, délka 100 mm • 4 ks závrtných šroubů pro T-drážky dle DIN 6379, délka 80 mm • 6 ks šestihranných matic 1,5 d dle DIN 6330 B • 4 ks prodloužených matic, výška 3 x d • 6 ks kuželových sedel dle ≈ DIN 6319 G • 4 ks nízkých upínacích čelistí (včetně šroubů s hlavou s vnitřním šestihranem dle DIN 912, klíčů na šrouby s vnitřním šestihranem dle DIN 911 a matic pro T-drážky dle DIN 508) • 1 ks prstencový klíč 17 mm
M12X12	1	16228.120.012	Zabaleno v dřevěném kufříku s odnímatelným víkem. Obsah: • 4 ks stupňových svorek 14 x 100 mm • 4 ks univerzálních stupňových bloků č. 2 • 4 ks univerzálních stupňových bloků č. 3 • 2 ks svorníků a šroubů pro T-drážky dle DIN 787, délka 50 mm • 4 ks svorníků a šroubů pro T-drážky dle DIN 787, délka 80 mm • 4 ks svorníků a šroubů pro T-drážky dle DIN 787, délka 125 mm • 4 ks závrtných šroubů pro T-drážky dle DIN 6379, délka 100 mm • 6 ks šestihranných matic 1,5 d dle DIN 6330 B • 4 ks prodloužených matic, výška 3 x d • 6 ks kuželových sedel dle ≈ DIN 6319 G • 4 ks nízkých upínacích čelistí (včetně šroubů s hlavou s vnitřním šestihranem dle DIN 912, klíčů na šrouby s vnitřním šestihranem dle DIN 911 a matic pro T-drážky dle DIN 508) • 1 ks prstencový klíč 19 mm
M12X14	1	16228.120.014	Zabaleno v dřevěném kufříku s odnímatelným víkem. Obsah: • 4 ks stupňových svorek 14 x 100 mm • 4 ks univerzálních stupňových bloků č. 2 • 4 ks univerzálních stupňových bloků č. 3 • 2 ks svorníků a šroubů pro T-drážky dle DIN 787, délka 50 mm • 4 ks svorníků a šroubů pro T-drážky dle DIN 787, délka 80 mm • 4 ks svorníků a šroubů pro T-drážky dle DIN 787, délka 125 mm • 4 ks závrtných šroubů pro T-drážky dle DIN 6379, délka 100 mm • 6 ks šestihranných matic 1,5 d dle DIN 6330 B • 4 ks prodloužených matic, výška 3 x d • 6 ks kuželových sedel dle ≈ DIN 6319 G • 4 ks nízkých upínacích čelistí (včetně šroubů s hlavou s vnitřním šestihranem dle DIN 912, klíčů na šrouby s vnitřním šestihranem dle DIN 911 a matic pro T-drážky dle DIN 508) • 1 ks prstencový klíč 19 mm • 1 ks škrabka na T-drážky

16228	Sada T-šroubů do T-drážek č. 6530			←
Č.	✉	**Kód výrobku**		
M16X18	1	16228.160.018	Zabaleno v dřevěném kufříku s odnímatelným víkem. Obsah: • 4 ks stupňových svorek 18 x 125 mm • 4 ks univerzálních stupňových bloků č. 2 • 4 ks univerzálních stupňových bloků č. 3 • 2 ks svorníků a šroubů pro T-drážky dle DIN 787, délka 63 mm • 4 ks svorníků a šroubů pro T-drážky dle DIN 787, délka 100 mm • 4 ks svorníků a šroubů pro T-drážky dle DIN 787, délka 160 mm • 4 ks závrtných šroubů pro T-drážky dle DIN 6379, délka 125 mm • 6 ks šestihranných matic 1,5 d dle DIN 6330 B • 4 ks prodloužených matic, výška 3 x d • 6 ks kuželových sedel dle ≈ DIN 6319 G • 4 ks nízkých upínacích čelistí (včetně šroubů s hlavou s vnitřním šestihranem dle DIN 912, klíčů na šrouby s vnitřním šestihranem dle DIN 911 a matic pro T-drážky dle DIN 508) • 1 ks prstencový klíč 24 mm • 1 ks škrabka na T-drážky	

Lindapter - Technická inovace ve spojování ocelových konstrukcí

Připojte ocel rychleji, bez nutnosti vrtání nebo svařování: snadno instalovatelné úchyty Lindapter jsou vhodné pro připojení ocelových nosníků, dutých sekcí, dočasných stavebních prvků, zajištění ocelových podlah a pro nízkorychlostní železniční tratě.

Hlavní výhody:

- Šetří čas a mzdové náklady
- Používejte pouze jednoduché ruční nástroje bez potřeby vrtání nebo svařování.
- Předchází uzavření závodů z důvodu povolení pro zpracování za tepla
- Připojení je možné demontovat
- Ocelové konstrukce a povrchy nejsou poškozeny a mohou být znovu použity
- Varianta nastavitelnosti
- Schválení špičkových průmyslových produktů

Svorky nosníků

Nosníkové svorky nabízejí nastavitelnou alternativu k vrtání nebo svařování, což šetří čas a mzdové náklady pro dodavatele. Svorky vyhovují prakticky libovolné velikosti a tvaru ocelových profilů a poskytují bezpečné spojení s vysokou pevností. Stačí jednoduše upnout dva ocelové profily dohromady.

Svorky s protiskluzovou úpravou (HSR)

Svorky s protiskluzovou úpravou (HSR) Lindapter jsou speciálně navrženy pro vysoké nároky na zatížení, včetně tření či tahu a u aplikací kombinovaných zatížení. Typ AAF je nejnovějším přírůstkem do rodiny HSR svorek, který nabízí nastavitelnost, ochrana proti korozi s vysokou nosností, a to i při teplotách do -60 °C.

Hollo-Bolt

Lindapter CE označené Hollo-Bolt šrouby jsou k dispozici v provedení různých materiálů, délek a velikostí. Tři hlavní typy hlavy: šestihranné, zápustné a Flush Fit jsou k dispozici ve velikostech M8 až M12. Pro vyšší pevnost spoje jsou optimalizovány velikosti M16 a M20 šestihranné Hollo-Bolt šrouby pro zvýšené upínací síly třikrát větší než produkty o stejné velikosti.
Hollo-Bolt je jedinný roztažný šroub, který je uveden v BCSA / SCI Design Guide "spoje ocelových konstrukcí". Je to také jediný expanzní ocelový šroub, který je plně schválen ICC-ES pro použití ve všech seismických kategoriích A až F.
Hollo-Bolt eliminuje potřebu konvenčních spojů přes šroubové až ke svařování konstrukčních dutých profilů, nebo jakýchkoliv jiných ocelových konstrukcích, kde je k dispozici přístup pouze z jedné strany. Hollo-Bolt má certifikaci značkou CE a je také schválen Německým institutem pro stavební techniku a TÜV NORD.





Spojování dutých sekcí, šestihranné

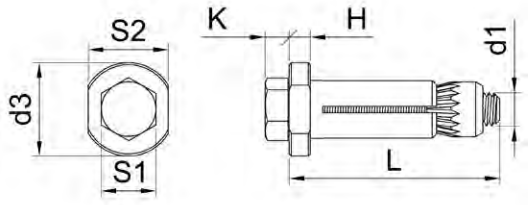

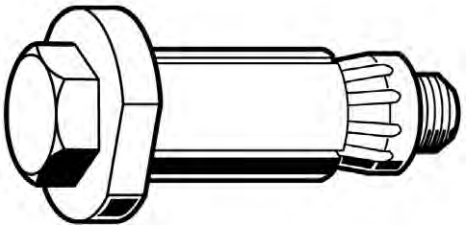

Technické údaje

d_1 x L	M8x 50	M8x 70	M8x 90	M10x 55	M10x 70	M10x 90	M12x 60	M12x 80	M12x 100	M16x 75	M16x 100	M16x 120	M20x 90	M20x 120	M20x 150
d_3	22	22	22	29	29	29	32	32	32	38	38	38	51	51	51
h	5	5	5	6	6	6	7	7	7	8	8	8	10	10	10
k	5.3	5.3	5.3	6.4	6.4	6.4	7.5	7.5	7.5	10	10	10	12.5	12.5	12.5
Otvor ø	14	14	14	18	18	18	20	20	20	26	26	26	33	33	33
Pevnost v tahu v kN (5:1)	4	4	4	8.5	8.5	8.5	10.5	10.5	10.5	21	21	21	35	35	35
s_1	13	13	13	17	17	17	19	19	19	24	24	24	30	30	30
s_2	19	19	19	24	24	24	30	30	30	36	36	36	46	46	46
Střihová pevnost v kN (5:1)	5	5	5	10	10	10	15	15	15	30	30	30	40	40	40
Upínací rozsah (max.)	22	41	60	22	41	60	25	47	69	29	50	71	34	60	86
Upínací rozsah (min.)	3	22	41	3	22	41	3	25	47	12	29	50	12	34	60
Utahovací moment v Nm	23	23	23	45	45	45	80	80	80	190	190	190	300	300	300

- **M8-M10-M12; +1,0/-0,2 / M16-M20; +2,0/-0,2**
- Hollo šroub je snadno namontován do předvrtaného otvoru. Uchyťte Hollo šroub otevřeným klíčem. Za použití momentového klíče utáhněte šroub se šestihrannou hlavou až do utahovacího momentu uvedeného v tabulce výše.
- Doporučený utahovací moment vytváří omezenou svírací zátěž při montáži, spojení nesmí být srovnáváno s regulérním spojením šroub/matice.

Montážní postup

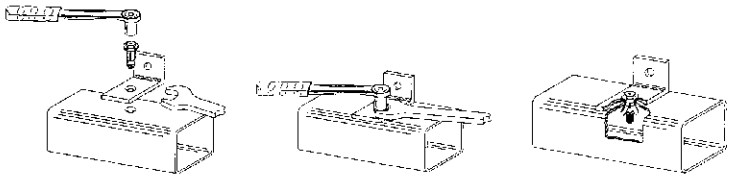

Skupiny produktů

Závit	Typ drážky	Materiál	Povrchová úprava	Kód	Strana
M	S vnějším šestihranem	Oc	Zn	61944	10-16
M	S vnějším šestihranem	Oc	Žzn	61945	10-17
M	S vnějším šestihranem	NO A4		61946	10-17

61944 LINDAPTER Hollo-Bolt šestihran **S02A**

Závit Metrický závit
Materiál Ocel
Povrchová úprava Pozinkované

Hollo-Bolt

RoHS

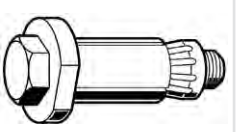

10

d_1 x L	✉	Kód výrobku	d_1 x L	✉	Kód výrobku	d_1 x L	✉	Kód výrobku
M8X50	100	61944.080.050				M16X100	25	61944.160.100
M8X70	100	61944.080.070	M12X60	50	61944.120.060	M16X120	20	61944.160.120
M8X90	50	61944.080.090	M12X80	25	61944.120.080			
			M12X100	25	61944.120.100	M20X90	10	61944.200.090
M10X55	50	61944.100.055				M20X120	10	61944.200.120
M10X70	50	61944.100.070	M16X75	25	61944.160.075	M20X150	10	61944.200.150
M10X90	50	61944.100.090						

61945 LINDAPTER Hollo-Bolt šestihran — S02A

Závit Metrický závit
Materiál Ocel
Povrchová úprava Žárový zinek

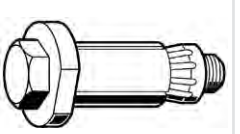

d_1 x L	✉	Kód výrobku	d_1 x L	✉	Kód výrobku	d_1 x L	✉	Kód výrobku
M8X50	100	61945.080.050				M16X100	25	61945.160.100
M8X70	100	61945.080.070	M12X60	50	61945.120.060	M16X120	20	61945.160.120
M8X90	50	61945.080.090	M12X80	25	61945.120.080			
			M12X100	25	61945.120.100	M20X90	10	61945.200.090
M10X55	50	61945.100.055				M20X120	10	61945.200.120
M10X70	50	61945.100.070	M16X75	25	61945.160.075	M20X150	10	61945.200.150
M10X90	50	61945.100.090						

61946 LINDAPTER Hollo-Bolt šestihran — S02A

Závit Metrický závit
Materiál Nerezocel A4

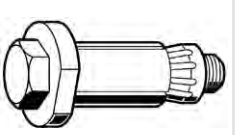

d_1 x L	✉	Kód výrobku	d_1 x L	✉	Kód výrobku	d_1 x L	✉	Kód výrobku
M8X50	100	61946.080.050				M16X100	25	61946.160.100
M8X70	100	61946.080.070	M12X55	50	61946.120.060	M16X120	20	61946.160.120
M8X90	100	61946.080.090	M12X80	25	61946.120.080			
			M12X100	25	61946.120.100	M20X90	10	61946.200.090
M10X50	50	61946.100.055				M20X120	10	61946.200.120
M10X70	50	61946.100.070	M16X75	25	61946.160.075	M20X150	10	61946.200.150
M10X90	50	61946.100.090						

Spojování dutých sekcí, zápustná hlava

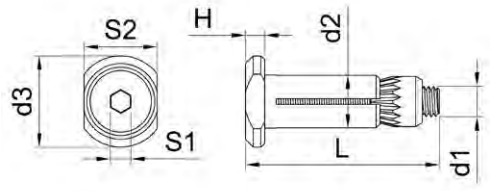

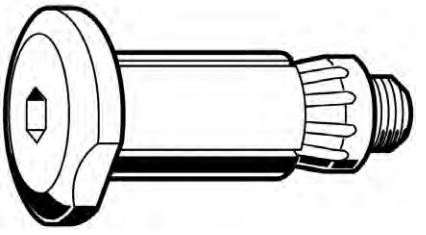

Technické údaje

d_1 x L	M8x50	M8x70	M8x90	M10x55	M10x70	M10x90	M12x60	M12x80	M12x100	M16x75	M16x100	M16x120
d_2	14	14	14	18	18	18	20	20	20	26	26	26
d_3	22	22	22	29	29	29	32	32	32	38	38	38
H	5	5	5	6	6	6	7	7	7	8	8	8
Pevnost v tahu v kN (5:1)	4	4	4	8.5	8.5	8.5	10.5	10.5	10.5	21	21	21
s_1	5	5	5	6	6	6	8	8	8	10	10	10
s_2	19	19	19	24	24	24	30	30	30	36	36	36
Střihová pevnost v kN (5:1)	5	5	5	10	10	10	15	15	15	30	30	30
Upínací rozsah (max.)	22	41	60	22	41	60	25	47	69	29	50	71
Upínací rozsah (min.)	3	22	41	3	22	41	3	25	47	12	29	50
Utahovací moment v Nm	23	23	23	45	45	45	80	80	80	190	190	190

- **M8-M10-M12; +1,0/-0,2 / M16; +2,0/-0,2**
- Hollo šroub je snadno namontován do předvrtaného otvoru.
- Přípustné zatížení ve střihu. Aplikace při dynamickém zatížení musí být upevněna opatrně.
- Doporučený utahovací moment vytváří omezenou svírací zátěž při montáži, spojení nesmí být srovnáváno s regulérním spojením šroub/matice.

Montážní postup

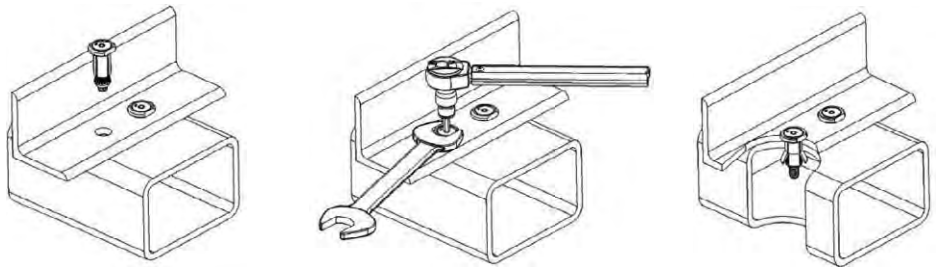

Skupiny produktů

Závit	Typ drážky	Materiál	Povrchová úprava	Kód	Strana
M	S vnitřním šestihranem	Oc	Zn	61952	10-18
M	S vnitřním šestihranem	NO A2		61953	10-18

61952 LINDAPTER Hollo-bolt se zápustnou hlavou — S02A

Závit Metrický závit
Materiál Ocel
Povrchová úprava Pozinkované

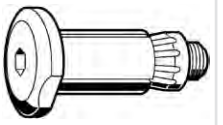

d_1 x L	✉	Kód výrobku	d_1 x L	✉	Kód výrobku	d_1 x L	✉	Kód výrobku
M8X50	100	61952.080.050	M10X70	50	61952.100.070	M12X100	25	61952.120.100
M8X70	100	61952.080.070	M10X90	50	61952.100.090			
M8X90	50	61952.080.090				M16X75	25	61952.160.075
			M12X60	50	61952.120.060	M16X100	25	61952.160.100
M10X55	50	61952.100.055	M12X80	25	61952.120.080	M16X120	20	61952.160.120

61953 LINDAPTER Hollo-bolt se zápustnou hlavou — S02A

Závit Metrický závit
Materiál Nerezocel A2

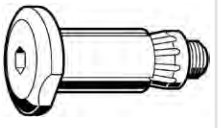

d_1 x L	✉	Kód výrobku	d_1 x L	✉	Kód výrobku	d_1 x L	✉	Kód výrobku
M8X50	100	61953.080.050	M10X70	50	61953.100.070	M12X100	25	61953.120.100
M8X70	100	61953.080.070	M10X90	50	61953.100.090			
M8X90	100	61953.080.090				M16X75	25	61953.160.075
			M12X60	50	61953.120.060	M16X100	25	61953.160.100
M10X55	50	61953.100.055	M12X80	25	61953.120.080	M16X120	20	61953.160.120

Spojování dutých sekcí, bez vyčnívání

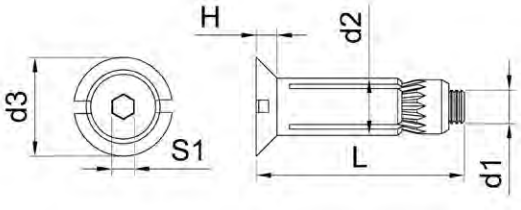

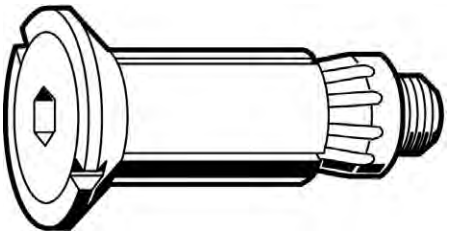

Technické údaje

d_1 x L	d_2 = vrták ø *	d_3	H	Pevnost v tahu v kN (5:1)	s_1	Střihová pevnost v kN (5:1)	Upínací rozsah (max.)	Upínací rozsah (min.)	Utahovací moment v Nm
M8x50	14	24	5	4	5	5	27	10	23
M10x50	18	30	6	8.5	6	10	27	12	45
M12x55	20	33	7	10.5	8	15	30	12	80

- *** M8-M10-M12; +1,0/-0,2**
- Pro instalaci použijte pomocný nástroj 61949.
- Hollo šroub je snadno namontován do předvrtaného otvoru.
- Přípustné zatížení ve střihu. Aplikace při dynamickém zatížení musí být upevněna opatrně.
- Doporučený utahovací moment vytváří omezenou svírací zátěž při montáži, spojení nesmí být srovnáváno s regulérním spojením šroub/matice.

Montážní postup

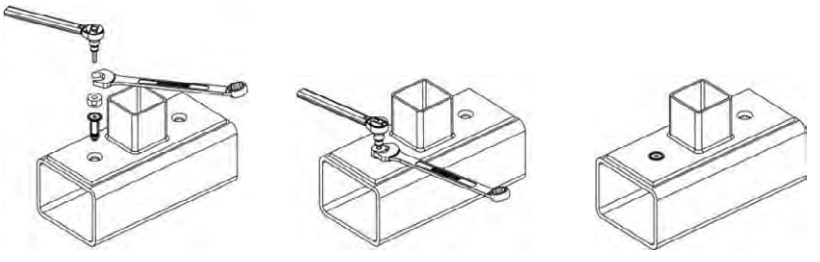

61948	LINDAPTER Hollo-bolt Flush Fit	S02A

Závit Metrický závit
Materiál Ocel
Povrchová úprava Pozinkované

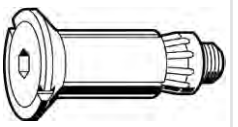

d_1 x L	✉	Kód výrobku	d_1 x L	✉	Kód výrobku	d_1 x L	✉	Kód výrobku
M8X50	100	61948.080.050	M10X50	50	61948.100.050	M12x55	50	61948.120.055

Nástroj pro upevnění bez vyčnívání

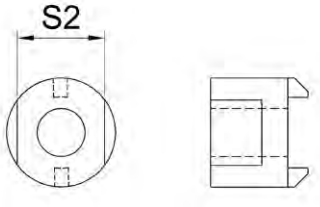

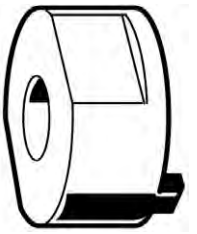

Technické údaje

Pro nom. velikost	s_2
M8	19
M10	24
M12	30

- Pomocný pro Hollo-bolt 61948.

61949	LINDAPTER Hollo-bolt Flush Fit nástroj	S02A

Materiál Ocel
Povrchová úprava Pozinkované

Pro nom. velikost	✉	Kód výrobku	Pro nom. velikost	✉	Kód výrobku	Pro nom. velikost	✉	Kód výrobku
M8	1	61949.080.001	M10	1	61949.100.001	M12	1	61949.120.001

Upínací systémy

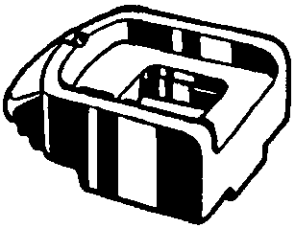

Skupiny produktů

Materiál	Povrchová úprava		Kód	Strana
Z tva. lit.	Zn	A krátký	61015	10-20
Z tva. lit.	Žzn	A krátký	61020	10-20
Z tva. lit.	Zn	A střední	61035	10-20
Z tva. lit.	Žzn	A střední	61040	10-21
Z tva. lit.	Zn	A dlouhý	61055	10-21
Z tva. lit.	Žzn	A dlouhý	61060	10-21
Z tva. lit.	Zn	B krátký	61115	10-21
Z tva. lit.	Žzn	B krátký	61120	10-21
Z tva. lit.	Zn	B střední	61135	10-22
Z tva. lit.	Žzn	B střední	61140	10-22
Z tva. lit.	Zn	B dlouhý	61155	10-22
Z tva. lit.	Žzn	B dlouhý	61165	10-22
Tvárné litiny	Žzn	AF krátký	61170	10-22
Tvárné litiny	Žzn	AF střední	61180	10-23

61015 LINDAPTER Upínací prvek Typ A krátký — S05A

Materiál Z tvárné litiny
Povrchová úprava Pozinkované

lindapter

RoHS

Pro velikost šroubu	✉	Kód výrobku	Pro velikost šroubu	✉	Kód výrobku	Pro velikost šroubu	✉	Kód výrobku
M10	100	61015.100.001	M16	50	61015.160.001	M24	20	61015.240.001
M12	100	61015.120.001	M20	50	61015.200.001			

- S vybráním, sklon max. 8°.

61020 LINDAPTER Upínací prvek Typ A krátký — S05A

Materiál Z tvárné litiny
Povrchová úprava Žárový zinek

lindapter

RoHS

Pro velikost šroubu	✉	Kód výrobku	Pro velikost šroubu	✉	Kód výrobku	Pro velikost šroubu	✉	Kód výrobku
M10	100	61020.100.001	M16	50	61020.160.001	M24	20	61020.240.001
M12	100	61020.120.001	M20	50	61020.200.001			

- S vybráním, sklon max. 8°.

61035 LINDAPTER Upínací prvek Typ A střední — S05A

Materiál Z tvárné litiny
Povrchová úprava Pozinkované

lindapter

RoHS

Pro velikost šroubu	✉	Kód výrobku	Pro velikost šroubu	✉	Kód výrobku	Pro velikost šroubu	✉	Kód výrobku
M10	100	61035.100.001	M16	50	61035.160.001	M24	20	61035.240.001
M12	100	61035.120.001	M20	50	61035.200.001			

- S vybráním, sklon max. 8°.

61040 LINDAPTER Upínací prvek Typ A střední S05A

Materiál Z tvárné litiny
Povrchová úprava Žárový zinek

Pro velikost šroubu	✉	Kód výrobku	Pro velikost šroubu	✉	Kód výrobku	Pro velikost šroubu	✉	Kód výrobku
M10	100	61040.100.001	M16	50	61040.160.001	M24	10	61040.240.001
M12	100	61040.120.001	M20	50	61040.200.001			

- S vybráním, sklon max. 8°.

61055 LINDAPTER Upínací prvek Typ A dlouhý S05A

Materiál Z tvárné litiny
Povrchová úprava Pozinkované

Pro velikost šroubu	✉	Kód výrobku	Pro velikost šroubu	✉	Kód výrobku	Pro velikost šroubu	✉	Kód výrobku
M10	100	61055.100.001	M16	50	61055.160.001	M24	20	61055.240.001
M12	100	61055.120.001	M20	50	61055.200.001			

- S vybráním, sklon max. 8°.

61060 LINDAPTER Upínací prvek Typ A dlouhý S05A

Materiál Z tvárné litiny
Povrchová úprava Žárový zinek

Pro velikost šroubu	✉	Kód výrobku	Pro velikost šroubu	✉	Kód výrobku	Pro velikost šroubu	✉	Kód výrobku
M10	100	61060.100.001	M16	50	61060.160.001	M24	10	61060.240.001
M12	100	61060.120.001	M20	50	61060.200.001			

- S vybráním, sklon max. 8°.

61115 LINDAPTER Upínací prvek Typ B krátký S05A

Materiál Z tvárné litiny
Povrchová úprava Pozinkované

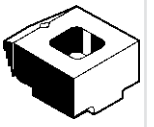

Pro velikost šroubu	✉	Kód výrobku	Pro velikost šroubu	✉	Kód výrobku	Pro velikost šroubu	✉	Kód výrobku
M10	100	61115.100.001	M16	50	61115.160.001	M24	20	61115.240.001
M12	100	61115.120.001	M20	25	61115.200.001			

- S vybráním, sklon max. 8°.

61120 LINDAPTER Upínací prvek Typ B krátký S05A

Materiál Z tvárné litiny
Povrchová úprava Žárový zinek

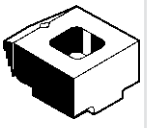

Pro velikost šroubu	✉	Kód výrobku	Pro velikost šroubu	✉	Kód výrobku	Pro velikost šroubu	✉	Kód výrobku
M10	100	61120.100.001	M16	50	61120.160.001	M24	20	61120.240.001
M12	100	61120.120.001	M20	25	61120.200.001			

- S vybráním, sklon max. 8°.

61135 LINDAPTER Upínací prvek Typ B střední — S05A

Materiál Z tvárné litiny
Povrchová úprava Pozinkované

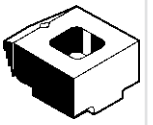

Pro velikost šroubu	✉	Kód výrobku	Pro velikost šroubu	✉	Kód výrobku	Pro velikost šroubu	✉	Kód výrobku
M10	100	61135.100.001	M16	50	61135.160.001	M24	20	61135.240.001
M12	100	61135.120.001	M20	25	61135.200.001			

- S vybráním, sklon max. 8°.

61140 LINDAPTER Upínací prvek Typ B střední — S05A

Materiál Z tvárné litiny
Povrchová úprava Žárový zinek

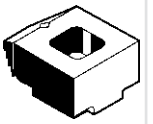

Pro velikost šroubu	✉	Kód výrobku	Pro velikost šroubu	✉	Kód výrobku	Pro velikost šroubu	✉	Kód výrobku
M10	100	61140.100.001	M16	50	61140.160.001	M24	10	61140.240.001
M12	100	61140.120.001	M20	25	61140.200.001			

- S vybráním, sklon max. 8°.

61155 LINDAPTER Upínací prvek Typ B dlouhý — S05A

Materiál Z tvárné litiny
Povrchová úprava Pozinkované

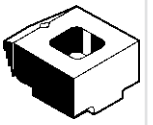

Pro velikost šroubu	✉	Kód výrobku	Pro velikost šroubu	✉	Kód výrobku	Pro velikost šroubu	✉	Kód výrobku
M10	100	61155.100.001	M16	50	61155.160.001	M24	20	61155.240.001
M12	100	61155.120.001	M20	25	61155.200.001			

- S vybráním, sklon max. 8°.

61165 LINDAPTER Upínací prvek Typ B dlouhý — S05A

Materiál Z tvárné litiny
Povrchová úprava Žárový zinek

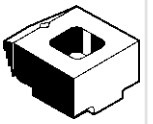

Pro velikost šroubu	✉	Kód výrobku	Pro velikost šroubu	✉	Kód výrobku	Pro velikost šroubu	✉	Kód výrobku
M10	100	61165.100.001	M16	50	61165.160.001	M24	20	61165.240.001
M12	100	61165.120.001	M20	25	61165.200.001			

- S vybráním, sklon max. 8°.

10

61170 LINDAPTER Upínací prvek Typ AF krátký — S05A

Materiál Tvárné litiny
Povrchová úprava Žárový zinek

Pro velikost šroubu	✉	Kód výrobku	Pro velikost šroubu	✉	Kód výrobku	Pro velikost šroubu	✉	Kód výrobku
M12	25	61170.120.001	M20	10	61170.200.001	M24	5	61170.240.001
M16	10	61170.160.001						

- S vybráním, sklon max. 10°.

61180 **LINDAPTER Upínací prvek Typ AF střední** **S05A**

Materiál Tvárné litiny
Povrchová úprava Žárový zinek

Pro velikost šroubu	✉	Kód výrobku	Pro velikost šroubu	✉	Kód výrobku	Pro velikost šroubu	✉	Kód výrobku
M12	25	61180.120.001	M20	10	61180.200.001	M24	5	61180.240.001
M16	20	61180.160.001						

- S vybráním, sklon max. 10°.

Samostavitelná upínka

61450 **Samostavitelná upínka** **S05A**

Materiál Tvárné litiny
Povrchová úprava Žárový zinek

d	✉	Kód výrobku	d	✉	Kód výrobku	d	✉	Kód výrobku
M12	20	61450.120.001	M16	10	61450.160.001	M20	4	61450.200.001

Podložka

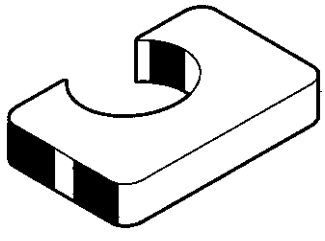

Skupiny produktů

Materiál	Povrchová úprava		Kód	Strana
Oc	Zn	CW	61415	10-24
Oc	Žzn	typ CW	61420	10-24
Oc	Zn	P1 krátký	61515	10-24
Oc	Žzn	P1 krátký	61530	10-24
Oc	Zn	P2 krátký	61615	10-24
Oc	Žzn	P2 krátký	61630	10-25
Oc	Žzn	typ AF/CW	61430	10-25
Oc	Žzn	typ AF/P1	61435	10-25
Oc	Žzn	typ AF/P2	61440	10-25
Oc	Zn	P1 dlouhý	61555	10-25
Oc	Žzn	P1 dlouhý	61570	10-26
CI	Zn	P2 dlouhý	61650	10-26
CI	Žzn	P2 dlouhý	61670	10-26

61415 LINDAPTER Zastřižená podložka Typ CW — S05A

Materiál Ocel
Povrchová úprava Pozinkované

Pro velikost šroubu	✉	Kód výrobku	Pro velikost šroubu	✉	Kód výrobku	Pro velikost šroubu	✉	Kód výrobku
M10	250	61415.100.001	M16	250	61415.160.001	M24	100	61415.240.001
M12	250	61415.120.001	M20	100	61415.200.001			

- Vhodná pro upínací prvky typ A, B a BR.

61420 LINDAPTER Zastřižená podložka Typ CW — S05A

Materiál Ocel
Povrchová úprava Žárový zinek

Pro velikost šroubu	✉	Kód výrobku	Pro velikost šroubu	✉	Kód výrobku	Pro velikost šroubu	✉	Kód výrobku
M10	250	61420.100.001	M16	250	61420.160.001	M24	100	61420.240.001
M12	250	61420.120.001	M20	100	61420.200.001			

- Vhodná pro upínací prvky typ A, B a BR.

61515 LINDAPTER Podložka Typ P1, krátká — S05A

Materiál Ocel
Povrchová úprava Pozinkované

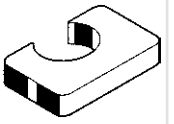

d	✉	Kód výrobku	d	✉	Kód výrobku	d	✉	Kód výrobku
M10	250	61515.100.001	M16	100	61515.160.001	M24	25	61515.240.001
M12	200	61515.120.001	M20	100	61515.200.001			

- Vhodná pro upínací prvky typ A, B a BR.

61530 LINDAPTER Podložka Typ P1, krátká — S05A

Materiál Ocel
Povrchová úprava Žárový zinek

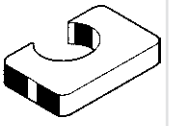

d	✉	Kód výrobku	d	✉	Kód výrobku	d	✉	Kód výrobku
M10	250	61530.100.001	M16	100	61530.160.001	M24	25	61530.240.001
M12	200	61530.120.001	M20	100	61530.200.001			

- Vhodná pro upínací prvky typ A, B a BR.

10

61615 LINDAPTER Podložka Typ P2, krátká — S05A

Materiál Ocel
Povrchová úprava Pozinkované

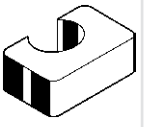

d	✉	Kód výrobku	d	✉	Kód výrobku	d	✉	Kód výrobku
M10	100	61615.100.001	M16	100	61615.160.001	M24	25	61615.240.001
M12	100	61615.120.001	M20	50	61615.200.001			

- Vhodná pro upínací prvky typ A, B a BR.

61630 LINDAPTER Podložka Typ P2, krátká — S05A

Materiál Ocel
Povrchová úprava Žárový zinek

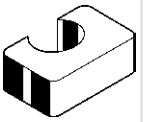

d	✉	Kód výrobku	d	✉	Kód výrobku	d	✉	Kód výrobku
M10	100	61630.100.001	M16	100	61630.160.001	M24	25	61630.240.001
M12	100	61630.120.001	M20	50	61630.200.001			

- Vhodná pro upínací prvky typ A, B a BR.

61430 LINDAPTER Zastřižená podložka Typ AF/CW — S05A

Materiál Ocel
Povrchová úprava Žárový zinek

Pro velikost šroubu	✉	Kód výrobku	Pro velikost šroubu	✉	Kód výrobku	Pro velikost šroubu	✉	Kód výrobku
M12	250	61430.120.001	M16	200	61430.160.001	M20	200	61430.200.001

- Vhodná pro třecí svorky typ AF.

61435 LINDAPTER Podložka Typ AF/P1 — S05A

Materiál Ocel
Povrchová úprava Žárový zinek

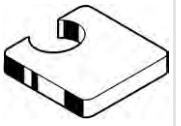

d	✉	Kód výrobku	d	✉	Kód výrobku	d	✉	Kód výrobku
M12	100	61435.120.001	M20	50	61435.200.001	M24	25	61435.240.001
M16	100	61435.160.001						

- Vhodná pro třecí svorky typ AF.

61440 LINDAPTER Podložka Typ AF/P2 — S05A

Materiál Ocel
Povrchová úprava Žárový zinek

d	✉	Kód výrobku	d	✉	Kód výrobku	d	✉	Kód výrobku
M12	50	61440.120.001	M20	10	61440.200.001	M24	10	61440.240.001
M16	50	61440.160.001						

- Vhodná pro třecí svorky typ AF.

61555 LINDAPTER Podložka Typ P1, dlouhá — S05A

Materiál Ocel
Povrchová úprava Pozinkované

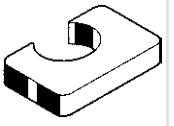

d	✉	Kód výrobku	d	✉	Kód výrobku	d	✉	Kód výrobku
M10	100	61555.100.001	M16	100	61555.160.001	M24	25	61555.240.001
M12	100	61555.120.001	M20	50	61555.200.001			

- Vhodná pro upínací prvky typ D1, D2 a LR.

61570 LINDAPTER Podložka Typ P1, dlouhá — S05A

Materiál Ocel
Povrchová úprava Žárový zinek

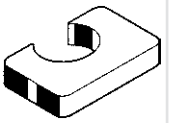

d	✉	Kód výrobku	d	✉	Kód výrobku	d	✉	Kód výrobku
M12	100	61570.120.001	M20	50	61570.200.001	M24	25	61570.240.001
M16	100	61570.160.001						

- Vhodná pro upínací prvky typ D1, D2 a LR.

61650 LINDAPTER Podložka Typ P2, dlouhá — S05A

Materiál Litina
Povrchová úprava Pozinkované

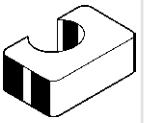

d	✉	Kód výrobku	d	✉	Kód výrobku	d	✉	Kód výrobku
M10	100	61650.100.001	M16	50	61650.160.001	M24	25	61650.240.001
M12	100	61650.120.001	M20	10	61650.200.001			

- Vhodná pro upínací prvky typ D2 a LR.

61670 LINDAPTER Podložka Typ P2, dlouhá — S05A

Materiál Litina
Povrchová úprava Žárový zinek

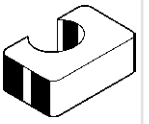

d	✉	Kód výrobku	d	✉	Kód výrobku	d	✉	Kód výrobku
M12	100	61670.120.001	M20	25	61670.200.001	M24	20	61670.240.001
M16	100	61670.160.001						

- Vhodná pro upínací prvky typ D2 a LR.

Vysoká podložka vhodná pro montáž do zahloubení upínek

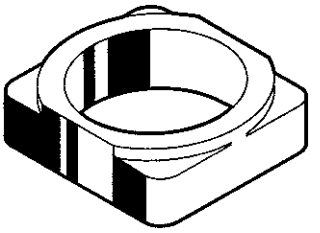

61810 **LINDAPTER Vysoká podložka Typ W** **S05A**

Materiál Litina
Povrchová úprava Pozinkované

lindapter

RoHS

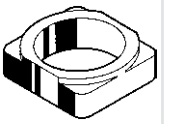

d	✉	Kód výrobku	d	✉	Kód výrobku	d	✉	Kód výrobku
M10	1000	61810.100.001	M16	500	61810.160.001	M20	250	61810.200.001
M12	500	61810.120.001						

- Vhodná pro upínací prvky typ A a D2.
- Pro zapuštění.

Třecí svěrka

61265 **LINDAPTER Třecí svěrka Typ CF** **S05A**

Materiál Tvárné litiny
Povrchová úprava Žárový zinek

lindapter

RoHS

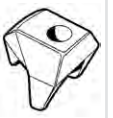

d	✉	Kód výrobku	d	✉	Kód výrobku	d	✉	Kód výrobku
M12	25	61265.120.001	M16	20	61265.160.001	M20	10	61265.200.001

Samostavitelná upínka

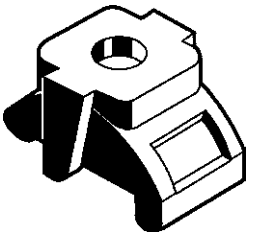

Skupiny produktů

Materiál	Povrchová úprava	Kód	Strana
Z tva. lit.	Zn	61951	10-28
Z tva. lit.	Žzn	61961	10-28

61951 LINDAPTER Samostavitelná upínka, Typ LR — S05A

Materiál Z tvárné litiny
Povrchová úprava Pozinkované

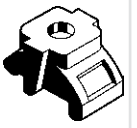

d	✉	Kód výrobku	d	✉	Kód výrobku	d	✉	Kód výrobku
M10	50	61951.100.001	M16	25	61951.160.001	M24	5	61951.240.001
M12	50	61951.120.001	M20	10	61951.200.001			

61961 LINDAPTER Self-adjustable clamp Type LR — S05A

Materiál Z tvárné litiny
Povrchová úprava Žárový zinek

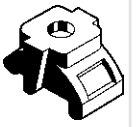

d	✉	Kód výrobku	d	✉	Kód výrobku	d	✉	Kód výrobku
10MM	50	61961.100.001	16MM	25	61961.160.001	24MM	5	61961.240.001
12MM	100	61961.120.001	20MM	10	61961.200.001			

Nastavitelná upínka se stavěcím šroubem

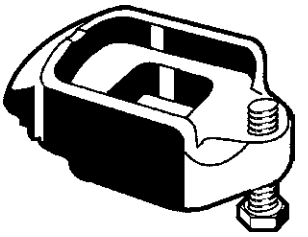

Skupiny produktů

Materiál	Povrchová úprava	Kód	Strana
Z tva. lit.	Zn	61290	10-29
Z tva. lit.	Žzn	61300	10-29

61290 LINDAPTER Nastavitelná upínka se stavěcím šroubem, Typ D2 S05A

Materiál Z tvárné litiny
Povrchová úprava Pozinkované

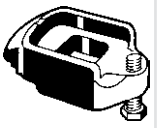

d	✉	Kód výrobku	d	✉	Kód výrobku	d	✉	Kód výrobku
M10	100	61290.100.001	M16	50	61290.160.001	M20	25	61290.200.001
M12	100	61290.120.001						

- S vybráním a se stavěcím šroubem.

61300 LINDAPTER Nastavitelná upínka se stavěcím šroubem, Typ D2 S05A

Materiál Z tvárné litiny
Povrchová úprava Žárový zinek

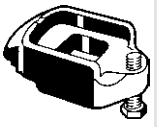

d	✉	Kód výrobku	d	✉	Kód výrobku	d	✉	Kód výrobku
M10	100	61300.100.001	M16	50	61300.160.001	M20	25	61300.200.001
M12	100	61300.120.001						

- S vybráním a se stavěcím šroubem.

Konstrukční upínka

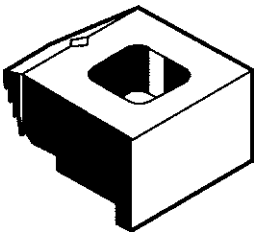

Skupiny produktů

Materiál	Povrchová úprava		Kód	Strana
Z tva. lit.	Zn	BR krátký	61936	10-30
Z tva. lit.	Zn	BR střední	61937	10-30
Z tva. lit.	Žzn	BR krátký	61938	10-30
Z tva. lit.	Žzn	BR střední	61939	10-30

61936 LINDAPTER Konstrukční upínka, Typ BR krátká — S05A

Materiál Z tvárné litiny
Povrchová úprava Pozinkované

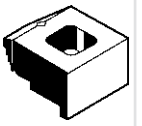

d	✉	Kód výrobku	d	✉	Kód výrobku	d	✉	Kód výrobku
M12	100	61936.120.001	M16	50	61936.160.001	M20	25	61936.200.001

- S plochou vrchní částí, sklon max. 8°.

61937 LINDAPTER Konstrukční upínka, Typ BR střední — S05A

Materiál Z tvárné litiny
Povrchová úprava Pozinkované

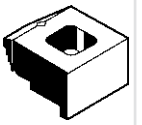

d	✉	Kód výrobku	d	✉	Kód výrobku	d	✉	Kód výrobku
M12	100	61937.120.001	M16	50	61937.160.001	M20	25	61937.200.001

- S plochou vrchní částí, sklon max. 8°.

61938 LINDAPTER Konstrukční upínka, Typ BR krátká — S05A

Materiál Z tvárné litiny
Povrchová úprava Žárový zinek

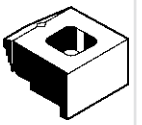

d	✉	Kód výrobku	d	✉	Kód výrobku	d	✉	Kód výrobku
M12	100	61938.120.001	M16	50	61938.160.001	M20	25	61938.200.001

- S plochou vrchní částí, sklon max. 8°.

61939 LINDAPTER Konstrukční upínka, Typ BR střední — S05A

Materiál Z tvárné litiny
Povrchová úprava Žárový zinek

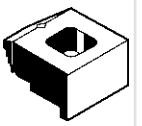

d	✉	Kód výrobku	d	✉	Kód výrobku	d	✉	Kód výrobku
M12	100	61939.120.001	M16	50	61939.160.001	M20	25	61939.200.001

- S plochou vrchní částí, sklon max. 8°.

Přírubová svorka



Skupiny produktů

Materiál	Povrchová úprava		Kód	Strana
Tvárné litiny	Zn	FLS	61860	10-31
Z tva. lit.	Zn	LC	61317	10-31
Z tva. lit.	Zn	FL	61355	10-31
Z tva. lit.	Žzn	F3	61390	10-31

61860 LINDAPTER Sklopná přírubová svorka Typ FLS — S05A

Materiál Tvárné litiny
Povrchová úprava Pozinkované

Pro závitovou tyč/ typ. č.	✉	Kód výrobku	Pro závitovou tyč/ typ. č.	✉	Kód výrobku
M8	25	61860.080.001	M10	25	61860.100.001

61317 LINDAPTER Přírubová svorka Typ LC se stavěcím šroubem a maticí — S05A

Materiál Z tvárné litiny
Povrchová úprava Pozinkované

Pro závitovou tyč/ typ. č.	✉	Kód výrobku
M6	100	61317.060.001

S horizontálním a vertikálním místem připojení

61355 LINDAPTER Přírubová svorka Typ FL se stavěcím šroubem a maticí — S05A

Materiál Z tvárné litiny
Povrchová úprava Pozinkované

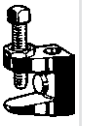

Pro závitovou tyč/ typ. č.	✉	Kód výrobku	Pro závitovou tyč/ typ. č.	✉	Kód výrobku	Pro závitovou tyč/ typ. č.	✉	Kód výrobku
M8 FL1	100	61355.080.001	M12 FL3	50	61355.120.001	M12 FL4	25	61355.120.004
M10 FL2	50	61355.100.001						

- Schváleno VdS a FM.

61390 LINDAPTER Univerzální přírubová svorka Typ F3 — S05A

Materiál Z tvárné litiny
Povrchová úprava Žárový zinek

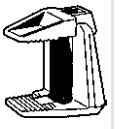

Pro závitovou tyč/ typ. č.	✉	Kód výrobku	Pro závitovou tyč/ typ. č.	✉	Kód výrobku
M12	25	61390.120.001	M16	10	61390.160.001

- Schváleno FM.

Vyrovnávací svorka

Technické údaje

Nom. velikost	**M16**
Max. zatížení v kN (5.1)	30
Tloušťka příruby / nastavitelnost	5-19
Utahovací moment v Nm	147
Šířka příruby / nastavitelnost	75-180

- FLUSH CLAMP je nastavitelný spojovací prvek pro ocelové konstrukce, který slouží k vzájemnému spojení dvou ocelových nosníků bez použití polohovací desky. Tato sestava vytváří svorku, která je vhodná ke spojování nosníků o různých šířkách a tloušťkách.
- Obsah sady FLUSH CLAMP: 4 ks šesti základních komponent: speciální těleso, speciální svorníky, speciální podložky, ploché podložky, šestihranné matice a nízké matice.

Příklad použití

61850 LINDAPTER Vyrovnávací svorka **S05A**

Závit	Metrický závit
Materiál	Ocel
Povrchová úprava	Pozinkované

lindapter

RoHS

Nom. velikost	✉	Kód výrobku
M16	1	61850.160.001

10

Podlahová příchytka

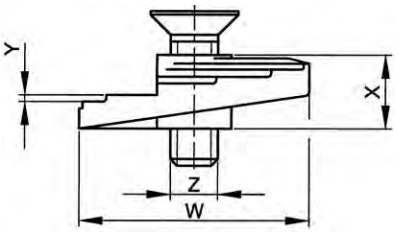

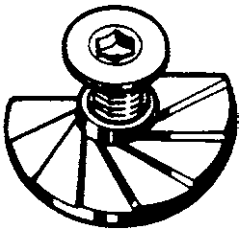

Technické údaje

Z	W	X	Y
M8	60	20	2
M10	60	20	2
M12	60	20	2

- FLOORFAST, spojovací prvek pro podlahy z žebrovaných desek, umožňuje upevnění ocelových podlahových desek odshora pouze jediným pracovníkem pomocí jednoduchého šestihranného klíče s T-rukojetí.

Příklad použití

Skupiny produktů

Závit	Materiál	Povrchová úprava	Kód	Strana
M	Z tva. lit.	Zn	61941	10-33
M	Z tva. lit.	Žzn	61963	10-33

61941 LINDAPTER Podlahová svorka — S05A

Závit Metrický závit
Materiál Z tvárné litiny
Povrchová úprava Pozinkované

lindapter

RoHS

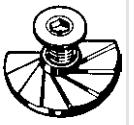

Z	✉	Kód výrobku	Z	✉	Kód výrobku	Z	✉	Kód výrobku
M8	50	61941.080.001	M10	50	61941.100.001	M12	50	61941.120.001

Také dostupné v nerezové oceli Grade 316.

61963 LINDAPTER Podlahová svorka — S05A

Závit Metrický závit
Materiál Z tvárné litiny
Povrchová úprava Žárový zinek

lindapter

RoHS

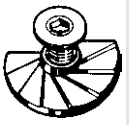

Z	✉	Kód výrobku
10MM	100	61963.100.001

Také dostupné v nerezové oceli Grade 316.

GF 3030 svorka

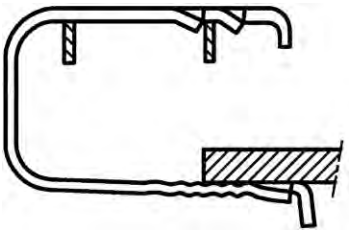



Technické údaje

Typ	**GF3030**
Celková upínací šířka	38-43-48
Upínací síla na sponu v N	340-530-680

- GF 3030 je revolučním výrobkem, který umožňuje připojení podlahových roštů evropského stylu 30 x 30 k ocelovým profilům. Důmyslnost produktu spočívá ve způsobu jeho montáže na místě, kterou může provádět jediný pracovník pouze seshora, bez nutnosti vrtání či svařování. To vede nejen k významným úsporám nákladů, ale také k zachování integrity stávajících ocelových konstrukcí. GF 3030 je specificky navržen k použití s podlahovými rošty o hloubce 30 mm. Výrobek je však možné využít i pro rošty jiných hloubek za předpokladu, že celková tloušťka spoje (hloubka roštu + příruba ocelového profilu) leží mezi 38 mm (minimum) a 48 mm (maximum). Rozsah tlouštěk pásnic ocelových profilů je 8-18 mm.
- Šerardováno v souladu s BS 4921 Třída 1 (380 ºC max.) plus pasivováno a opatřeno jednou vrstvou Delta Seal.

Údaje o montáži



61942 LINDAPTER GF 3030 svorka **S05A**

Materiál Pružinová ocel
Povrchová úprava Sheraplex

lindapter



Typ	✉	Kód výrobku
GF 3030	50	61942.001.770

10

Sedlo

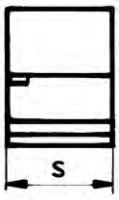

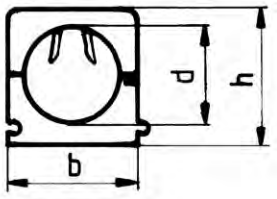

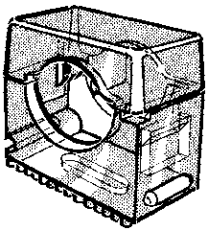

Technické údaje

Typ	b	h	Průměr kabelu / trubky d	s	Výtažná síla v N
SCH 812	21.5	23.1	8-12	16.5	0.09
SCH 1216	27.5	28.7	12-16	16.5	0.2
SCH 1619	32.5	37.6	16-19	16.5	0.2
SCH 1623	36	37.6	16-23	16.5	0.2
SCH 2332	46.5	50	23-32	16.5	0.3
SCH 3242	53.5	62	32-42	16.5	0.4

- Boční spojku lze rozšířit 4 sedly v řadě.
- Výtažná síla (rozpojovací síla) potřebná k rozpojení krytu od sedla. Doporučujeme bezpečnostní faktor ≥ 7.

Montážní postup



63500 **FISCHER Sedlo typ SCH** **N03B**

Materiál Plast Polyamid (nylon)

fischer innovative solutions

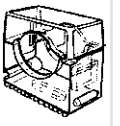

Typ	✉	Kód výrobku	Typ	✉	Kód výrobku	Typ	✉	Kód výrobku
SCH 8-12MM	100	63500.008.013	SCH 16-19MM	50	63500.016.019	23-32MM	25	63500.023.032
SCH 12-16MM	50	63500.012.016	SCH 16-23MM	50	63500.016.023	32-42MM	25	63500.032.042

Závěsná objímka

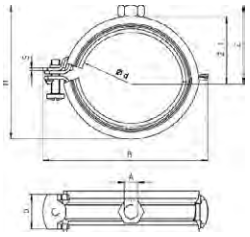

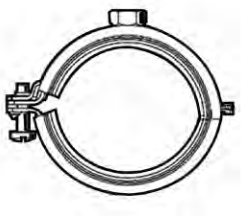

Technické údaje

ø d	A	B	b x s	H	h	N	Rozměr šroubu	Velikost hadice	Z	Z_1
15-19	M8	52	20x1.25	40	6.8	0.60	M5x25	3/8	24	17
20-24	M8	58	20x1.25	45	6.8	0.60	M5x25	1/2	26	19
25-30	M8	63	20x1.25	49	6.8	0.60	M5x25	3/4	28	21
32-37	M8	72	20x1.25	57	6.8	0.8	M5x25	1 Inch	32	25
40-45	M8	79	20x1.5	66	6.8	0.8	M5x30	1.1/4	36	30
48-53	M8	88	20x1.5	76	6.8	0.8	M5x30	1.1/2	41	35
59-63	M8	99	20x1.5	85	6.8	0.8	M5x30	2 Inch	46	39

- N = max. doporučené statické zatížení [kN].

Montážní postup

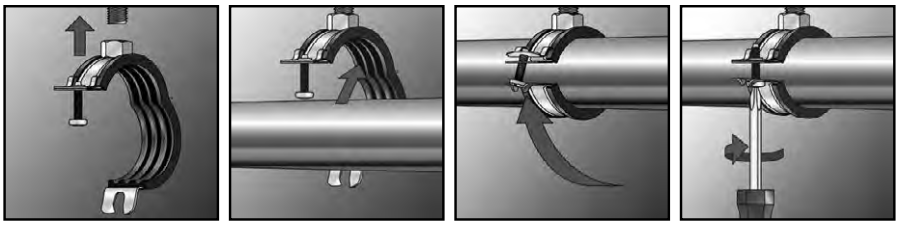

- Vložte trubku, stiskněte k sobě obě části svorky, zasuňte zajišťovací šroubek a utáhněte.

64100 **FISCHER závěsná objímka FGRS Plus** **N02A**

Materiál Ocel DD11

Upínací rozsah	✉	Kód výrobku	Upínací rozsah	✉	Kód výrobku	Upínací rozsah	✉	Kód výrobku
15-19	100	64100.015.019	32-37	100	64100.032.037	48-53	50	64100.048.053
20-24	100	64100.020.024	40-45	50	64100.040.045	59-63	50	64100.059.063
25-30	100	64100.025.030						

- Časově úsporná montáž potrubí do průměru 2” pomocí závitových tyčí nebo kombišroubů
- Materiál: ocel DC01 (1.0330) dle DIN EN 10130
- Zinkování: galvanické, 5 - 9 µm
- Upínací matice: navařená, klíč 13mm
- Upevňovací šroub: plochá hlava s kombinovanou drážkou
- Zvukově izolační vložka: Materiál: SBR/EPDM; bez chloridů; bez silikonu
- Zvuková izolace: pro DIN 4109
- Teplotní rozmezí: -40°C do +100°C
- Tvrdost: 55 ± 5° Shore A
- Požární klasifikace dle DIN 4102: Třída B2

Objímka

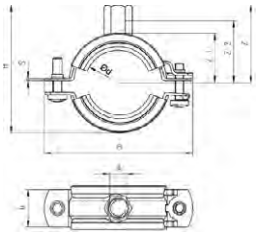

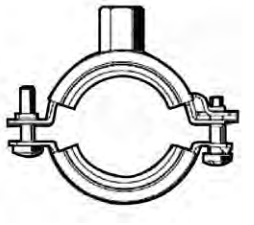

Technické údaje

ø d	A	B	b x s	H	h	N	Rozměr šroubu	Velikost hadice	Z	Z_1	Z_2
15-19	M8/M10	61	20x1.25	51	17	0.8	M5x25	3/8	34	17	27
20-24	M8/M10	66	20x1.25	56	17	0.8	M5x25	1/2	36	19	29
25-30	M8/M10	72	20x1.25	62	17	0.8	M5x25	3/4	39	22	32
32-37	M8/M10	79	20x1.25	67	17	0.8	M5x25	1 Inch	42	25	35
40-45	M8/M10	86	20x1.25	78	17	1.00	M5x30	1.1/4	48	31	41
48-53	M8/M10	94	20x1.5	83	17	1.00	M5x30	1.1/2	50	33	43
59-63	M8/M10	114	20x1.5	96	17	1.40	M6x30	2 Inch	57	40	50
62-64	M8/M10	114	25x2.0	96	17	1.40	M6x30	-	57	40	50
68-73	M8/M10	124	25x2.0	108	17	1.40	M6x30	-	63	46	56
74-78	M8/M10	129	25x2.0	113	17	1.80	M6x30	2.1/2	65	48	58
80-86	M8/M10	133	25x2.0	115	17	1.80	M6x30	-	66	49	59
89-92	M8/M10	142	25x2.0	125	17	1.80	M6x30	3 Inch	71	54	64
95-103	M8/M10	156	25x2.0	140	17	1.80	M6x30	-	79	62	72

- N = max. doporučené statické zatížení [kN].

Montážní postup

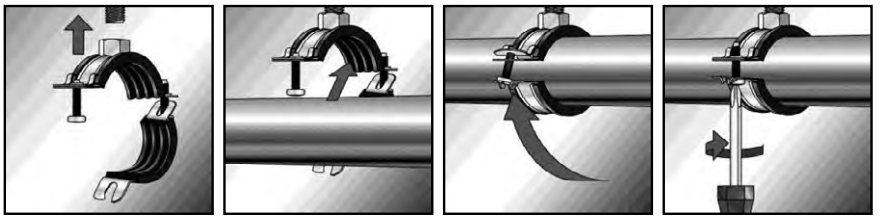

- Vložte trubku, stiskněte k sobě obě části svorky, zasuňte zajišťovací šroubek a utáhněte.

64108 FISCHER objímka FRS Plus **N02A**

Materiál Ocel DD11

fischer innovative solutions

RoHS

Upínací rozsah	✉	Kód výrobku	Upínací rozsah	✉	Kód výrobku	Upínací rozsah	✉	Kód výrobku
15-19	100	64108.015.019	40-45	50	64108.040.045	74-78	25	64108.074.078
20-24	100	64108.020.024	48-53	50	64108.048.053	80-86	25	64108.080.086
25-30	100	64108.025.030	62-64	25	64108.062.064	89-92	25	64108.089.092
32-37	100	64108.032.037	68-73	25	64108.068.073	95-103	25	64108.095.103

- Pro jednoduché a rychlé upevnění trubek pomocí závitových tyčí a kombišroubů

- Vlastnosti
- Materiál: ocel DC01 (1.0330) dle DIN EN 10130
- Zinkování: galvanické, 5 - 9 µm
- Upínací matice: navařená, M8/M10 klíč 13mm
- Upevňovací šroub: plochá hlava s kombinovanou drážkou
- Zvukově izolační vložka:Materiál: EPDM; bez chloridů; bez silikonu
- Zvuková izolace: pro DIN 4109
- Teplotní rozmezí: -40°C do +100°C
- Tvrdost: 55 ± 5° Shore A
- Požární klasifikace dle DIN 4102: Třída B2

Objímka pro chladící média

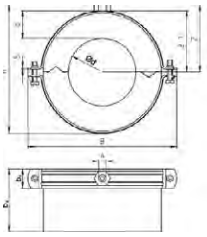

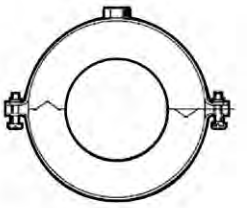

Technické údaje

ø d	A	B	b_2 x d	H	h	M	N	Velikost hadice	Z	Z_1
21	M8	126	40x30	92	6.8	1.5	0.06	1/2	60	53

- N = max. doporučené statické zatížení [kN].
- M = max. doporučené rozpětí [m].

Údaje o montáži

- Použijte protikorozní ochranu na potrubí
- Vložte trubku, stáhněte ochranný film z izolace a nalepte
- Sešroubujte k sobě části svorky
- Na přední straně přilepte těsnící izolaci k chladící svorce

64122 FISCHER objímka pro chladící média FRS F **N02A**

Materiál PU

fischer innovative solutions

RoHS

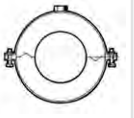

ø x d	✉	Kód výrobku
21/30	1	64122.021.030

- Dvoudílná svorka s PU tvrdé pěny shell.
- Izolace se samolepicím těsnění.
- Výhody:
- PU izolační prvek pro vysoký izolační účinek.
- Komprese odolná PU tvrdá pěna pro absorpci zatížení.
- Parní difuzně těsné vzhledem k Alu povrchu vnějšího věnce.
- Vysoká odolnost proti stárnutí.
- Jednoduchá instalace díky velkému úhlu otevření.
- Zajišťovací šroub s velkou hlavou je zabezpečen proti ztrátě.
- Pro upevnění:
- Potrubí v chladicích a klimatizační techniky s PU izolací.
- Vlastnosti:
- Materiál s uzavřenými buňkami polyuretanové pěny.
- difuzní odpor 2.500 K.
- Hustota 80 kg / m³.
- Pevnost v tlaku 0.6 N / mm².
- Tepelná vodivost (při 0 ° C), 0,030 W / (m * K).
- Blokovací šroub: šroub s kombinovanou zapuštěnou hlavou s plochou hlavou.
- Teplotní rozsah - 40 ° C až + 80 ° C.
- Požární odolnost: DIN 4102: Třída B2.

Montážní lišta

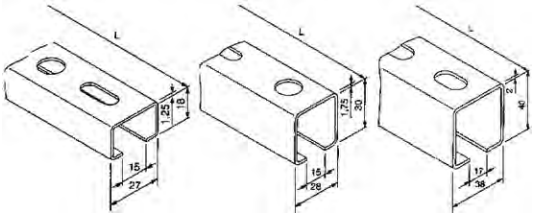

Technické údaje

Profil	B	H	L	Iy	Iz	P_1	P_2	Profil	Wx	Wy
27/18	27	18	2000	0.36	0.96	0.84	1.25	27/18/1.25-2m	0.34	0.71
28/30	28	30	2000	1.77	2.09	1.59	1.75	28/30/1.75-2m	1.02	1.49
38/40	38	40	2000	5.39	6.18	2.55	2	38/40/2.00-2m	2.4	3.25

Montážní postup

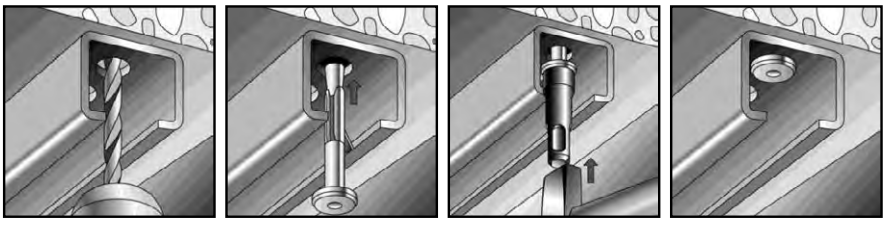

- Dobré možnosti spojování při použití vhodné fixace.

64130 FISCHER montážní lišta MS **N02A**

Materiál Ocel
Povrchová úprava Pozinkované

B x H x L	✉	Kód výrobku	B x H x L	✉	Kód výrobku	B x H x L	✉	Kód výrobku
27/18 2000	1	64130.027.182	28/30 2000	1	64130.028.302	38/40 2000	1	64130.038.402

- Montážní lišty jsou velmi vhodné pro zhotovení bezpečných, stranově i výškově nastavitelných konstrukcí. Ať už na stavbě nebo ve výrobě; fischer montážní lišty jsou ideální pro rychlé a efektivní upevňování rozvodů potrubí, jakož i pro zhotovení příček, stěnových konzol, rámů všech druhů. K upevnění montážní lišty na stěnu nebo na strop.

- Výhody/přínosy
- Optimalizované průřezy profilů lišt umožňují dosáhnout vysoké pevnosti v ohybu

- Ocel DX51D+Z 275 NA-C (materiál č. 1.0226+Z) dle DIN EN 10327
- galvanické pozinkování, ca. 20 µm

Konzole lištová

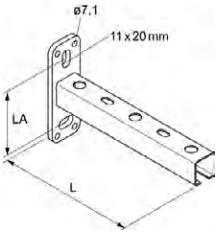

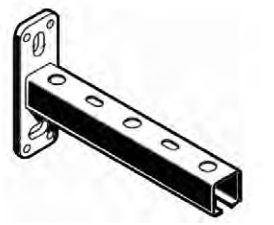

Technické údaje

Profil x L	L	LA	Profil	Základní deska
27/18-200	200	79	27/18	120 x 40 x 4
27/18-300	300	79	27/18	120 x 40 x 4
28/30-320	320	79	28/30	120 x 40 x 4
28/30-440	440	79	28/30	120 x 40 x 4
38/40-360	360	79	38/40	120 x 40 x 6
38/40-520	520	79	38/40	120 x 40 x 6
38/40-600	600	79	38/40	120 x 40 x 6

- LA = rozteč otvorů [mm].

Údaje o montáži

- Dobré možnosti spojování při použití vhodné fixace.
- Drážky v základní desce umožňují dobré výškové přizpůsobení.

64134 FISCHER konzole lištová ALK **N02A**

Materiál Ocel
Povrchová úprava Pozinkované

Profil x L	✉	Kód výrobku	Profil x L	✉	Kód výrobku	Profil x L	✉	Kód výrobku
ALK 38/40-600	10	64134.020.929	ALK 28/30-320	10	64134.079.578	ALK 38/40-360	10	64134.079.581
ALK 27/18-200	20	64134.079.575	ALK 28/30-440	10	64134.079.579	ALK 38/40-520	10	64134.079.582
ALK 27/18-300	20	64134.079.576						

- ALK konzole slouží především k upevňování potrubí přímo na stěnu. Dále lze konzole použít pro upevňování a konstrukce na stropě nebo na podlaze. Ve spojení s montážními lištami a dalšími prvky našeho systému je možné pomocí těchto konzol vytvořit velký počet konstrukčních řešení.

- Vlastnosti:
- Povrchová úprava: galvanické pozinkování, min. 8 µm
- Materiál: Patní deska: Ocel DC01 (materiál č.. 1.0330) dle DIN EN 10111, Lišta: Ocel S235JR (materiál č. 1.0037) dle DIN EN 10025

Krytka

64132 **FISCHER krytka AK** **N02A**

Materiál Plast Polyester

Typ	✉	Kód výrobku	Typ	✉	Kód výrobku	Typ	✉	Kód výrobku
AK 27/18	100	64132.027.018	AK 28/30	100	64132.028.030	AK 38/40	50	64132.038.040

Šroub s T-hlavou clix

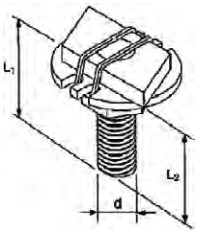

Technické údaje

d x L_1	L_1	L_2	Profil
M8x30	30	25	27/18+28/30+30/15
M8x40	40	35	27/18+28/30+30/15

Montážní postup

- Vložte šroub s T-hlavou do kolejnice nebo příčníku a otočte.
- Po zarovnání se šroub s T- hlavou musí zajistit maticí.

10

64162 **FISCHER šroub s T hlavou FHS clix** **N02A**

Materiál Ocel
Povrchová úprava Pozinkované

d x L_1	✉	Kód výrobku	d x L_1	✉	Kód výrobku
8X30	100	64162.080.030	8X40	100	64162.080.040

- FHS Clix je vhodný pro upevnění objímek na montážní profil
- FHS Clix N je patentovaný T-šroub s profilovanou závitovou tyčí pro snadou úpravu délky tyče pomocí pákových nůžek BOL N.

- Materiál: Ocel DD11 (materiál č. 1.0332) dle DIN EN 10111
- Povrchová úprava: galvanické pozinkování, 8 µm

Posuvná matice

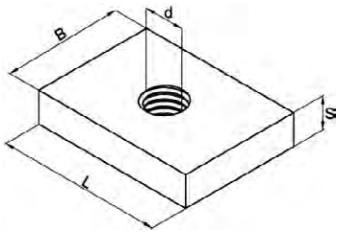

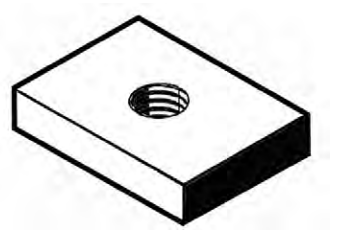

Technické údaje

d	B	L	Profil	S
M8	23	33	27/18+28/30+30/15+38/40+40/60+40/120	6
M10	23	33	27/18+28/30+30/15+38/40+40/60+40/120	6

- Upevňovací díl pro MS lišty.
- Výhody / přínosy:
- Jednoduché upevnění do lišty.
- Vhodné pro běžné MS lišty s roztečí 15 mm a 17 mm.
- Jako spojovací prvek mezi lištou a objímkou.
- Ocelovým nosníkem a objímkou.

Údaje o montáži

- Po zarovnání se deska se závitem musí zajistit maticí.

64168 FISCHER posuvná matice SM **N02A**

Materiál Ocel
Povrchová úprava Pozinkované

Typ	✉	Kód výrobku	Typ	✉	Kód výrobku
38 M8	50	64168.080.001	38 M10	50	64168.100.001

10

Podložka pro montážní lištu

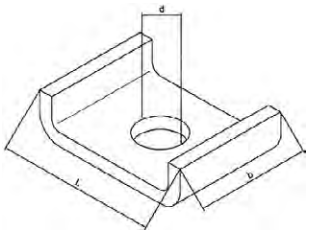

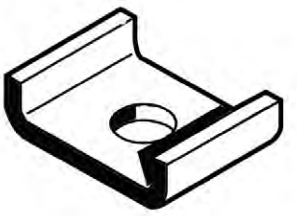

Technické údaje

Typ	b	L	Profil	ø d
HK27	33	25	27/18+28/30+30/15	11.5
HK38	33	40	38/40	12.5

64158 FISCHER podložka pro montážní lištu HK **N02A**

Materiál Ocel
Povrchová úprava Pozinkované

fischer innovative solutions

RoHS

Typ	✉	Kód výrobku	Typ	✉	Kód výrobku
27	50	64158.270.001	38	50	64158.380.001

- Fischer upínací podloÏka HK slouÏí k upevÀování montáÏních li‰t. Ve spojení s fischer ocelov˘mi kotvami jako je FAN, tak zajistí bezpeãné a profesionální pfiipevnûní na stûny, strop nebo podlahu.
- Dal‰í vyuÏití je v kombinaci s li‰tov˘mi a úhelníkov˘mi konzolami, sedlov˘mi pfiírubami a pfii spojování montáÏních li‰t. V pfiípadû vût‰ích zátûÍí na montáÏní li‰ty se doporuãuje z bezpeãnostních dÛvodÛ pouÏít tyto klemy. Zabrání se tak proh˘bání li‰t pfii vût‰ím namáhání.

Šroub s T-hlavou

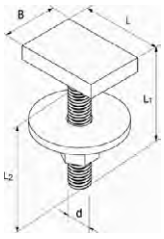

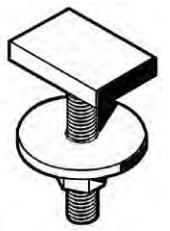

Technické údaje

d x L_1	B	d	L	L_1	L_2	Profil	S
M8x30	24	M8	30	30	24	27/18+28/30+30/15+38/40+40/60+40/120	6
M8x40	24	M8	30	40	34	27/18+28/30+30/15+38/40+40/60+40/120	6
M10x30	24	M10	30	30	24	27/18+28/30+30/15+38/40+40/60+40/120	6
M10x40	24	M10	30	40	34	27/18+28/30+30/15+38/40+40/60+40/120	6

- Šroub s T-hlavou pro standardní lišty s roztečí 15 mm a 17 mm.
- Výhody / přínosy:
- Jednoduchá a rychlá instalace.
- Méně potřebných dílů oproti tradičnímu upevnění.
- Jednoduché upevnění do lišty.
- Jako spojovací prvek mezi lištou a objímkou.
- Ocelovým nosníkem a objímkou.

Údaje o montáži

- Zastrčte šroub s T-hlavou do kolejnice nebo příčníku ze strany.
- Po zarovnání se šroub s T- hlavou musí zajistit maticí.

64163 FISCHER šroub s T hlavou HS 38 **N02A**

Materiál Ocel
Povrchová úprava Pozinkované

Typ	✉	Kód výrobku	Typ	✉	Kód výrobku	Typ	✉	Kód výrobku
38 M8X30	50	64163.080.030				38 M10X40	50	64163.100.040
38 M8X40	50	64163.080.040	38 M10X30	50	64163.100.030			

Úhelník montážní

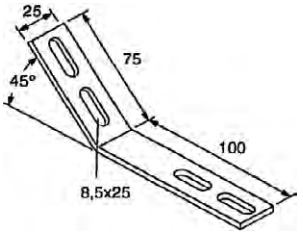

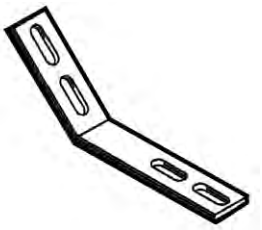

Technické údaje

Typ	B	H	L	Profil	S	Úhel
MW27-45°	25	75	100	27/18+28/30+30/15	4	45°
MW27-90°	25	75	80	27/18+28/30+30/15	4	90°
MW38-45°	40	75	105	38/40+41/21+41/41+40/60+40/120	6	45°
MW38-90°	40	85	105	38/40+41/21+41/41+40/60+40/120	6	90°

Údaje o montáži

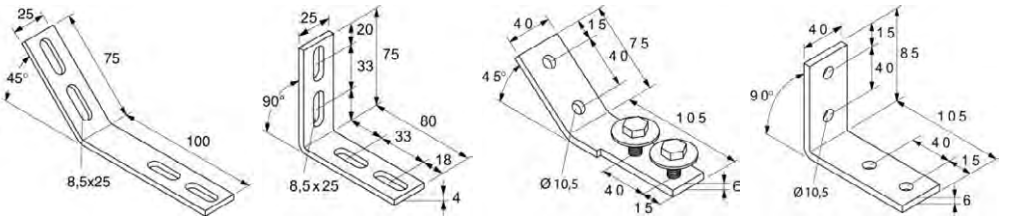

MW 27-45° MW 27-90° MW 38-45° MW 38-90°

- Dobrá možnost fixace při použití vhodné kotvy.
- Pro jednoduchou instalaci, instalačná šikmá vzpěra MW 38-45° je dodávána s předmontovanými upínacími šrouby.

64144 FISCHER úhelník montážní MW **N02A**

Materiál Ocel
Povrchová úprava Pozinkované

Typ	✉	Kód výrobku	Typ	✉	Kód výrobku	Typ	✉	Kód výrobku
27-45	25	64144.027.045	38-45	10	64144.038.045	38-90	20	64144.038.090
27-90	25	64144.027.090						

- Charakteristika:
- FISCHER Úhelník montážní MW 27-45° A2.
- MW úhelník lze využít všude tam, kde potřebujeme sestavit konstrukce s montážními lištami a konzolami. Používají se pro podporu a upevnění montážních lišt a v místech kde nechceme nebo nemůžeme svařovat. Například s pomocí dvou úhelníků 45° a jedné montážní lišty můžeme sestavit podpěru pro lištovou konzolu. Pro urychlení montáže jsou úhelníky 45° pro profil 38/40 dodávány se dvěma našroubovanými šestihrannými šrouby s podložkami.
- Vlastnosti:
- Materiál: Ocel S235 JR (materiál č. 1.0037) dle DIN EN 10025
- Povrchová úprava: galvanické pozinkování, 8 µm

Úhelník konzolový

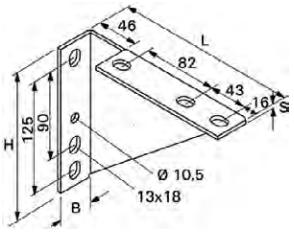

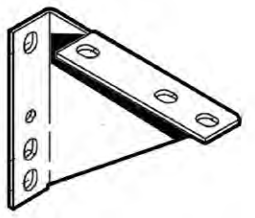

Technické údaje

Typ	B	H	L	Profil	S
207/165	40	165	207	38/40+41/21+41/41+40/60+40/120	4

Údaje o montáži

- Dobrá možnost fixace při použití vhodné kotvy.
- Díky sešroubování dvou šikmých vzpěr je dosaženo značně vyšší zatížitelnosti a ohybu.

64136 FISCHER úhelník konzolový WK **N02A**

Materiál Ocel
Povrchová úprava Pozinkované

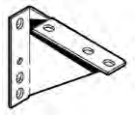

Typ	✉	Kód výrobku
207/165	6	64136.207.165

- Charakteristika:
- WK úhelník konzolový má mnohostranné využití: na stropy, stěny, stejně jako do šachet.
- Ve spojení s montážními lištami slouží jako podpěry pro uložení potrubí nebo jako spojovací prvky. Dále je možné ve spojení s montážními lištami vytvářet konstrukce v šachtách nebo rozvodných kanálech, viz. technický dodatek. Stejné konzole je možné také sešroubovat a dosáhnout tak podstatně vyšších hodnot při zatížení a ohybu. Pro instalaci na betonové stropy, stěny a podlahy doporučujeme použít ocelové kotvy FAN, FZA a FZEA.
- Vlastnosti:
- Materiál: Ocel DD11 (materiál č. 1.0332) dle DIN EN 10111
- Povrchová úprava: galvanické pozinkování, 8 µm

Sedlová příruba

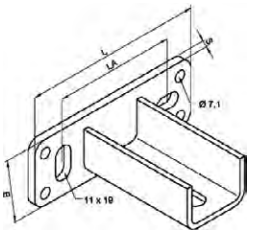

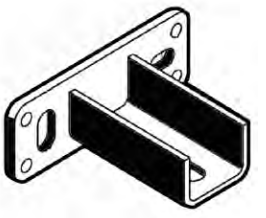

Technické údaje

Typ	B	L	LA	Profil	S
SF Q 27	40	125	84	27/18+28/30+30/15	5
SF Q 38	50	136	95	38/40+41/21+41/41+40/60+40/120	6

Údaje o montáži

- Vložte a našroubujte montážní lištu k sedlové přírubě.
- Dobrá možnost fixace při použití vhodné kotvy.
- Dobré výškové přizpůsobení díky využití drážek v základní desce.

64140 FISCHER sedlová příruba SF Q **N02A**

Materiál Ocel
Povrchová úprava Pozinkované

Typ	✉	Kód výrobku	Typ	✉	Kód výrobku
Q27	15	64140.270.001	Q38	10	64140.380.001

- Charakteristika:
- FISCHER Příruba nasouvací SF Q.
- SF příruba sedlová je ideální pro vytváření různorodých konstrukcí a spojování dílů. Ve spojení s montážními lištami je možné sestavit stabilní nosné příčky i ve stísněných prostorách šachty. Další možností použití je zhotovování konzol, lze je využít i pro upevnění montážních lišt na strop nebo podlahu při vertikálních konstrukcích. V takovém případě se montážní lišty vloží do sedlové příruby a sešroubují se. U vysoce namáhaných konstrukcí se doporučuje vytvoření podpěry z montážní lišty, viz. tech.dodatek. Díky oválným otvorům v přírubě je možné provést seřízení ve více směrech. Pro instalaci na bet. stropy, stěny a podlahy doporučujeme použít ocelové kotvy FAZ II, FZA, FZEA.
- Vlastnosti:
- Materiál: Patní deska: Ocel DD11 (materiál č. 1.0332) dle DIN EN 10111, U-profil: S235JR dle DIN EN 10025
- Povrchová úprava galvanické pozinkování, 8 µm

Drapákový nosník

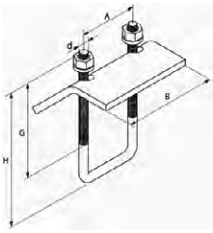

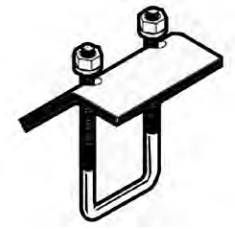

Technické údaje

Typ	A	B	d	G	H	N	Profil	Tloušťka upev. materiálu
TKR27/18	37	60	M6	60	81	2.8	27/18+28/30	0-29
TKR38/40	47	70	M8	55	86	5.40	38/40	0-24.5

- N = max. doporučené statické zatížení [kN].

Údaje o montáži

- Pro upevnění ocelového nosníku je potřebná podpora dvěma svorkami.

64154 FISCHER drapákový nostník TKR **N02A**

Materiál Ocel
Povrchová úprava Pozinkované

Typ	✉	Kód výrobku
27/18	25	64154.027.018

- Charakteristika:
- TKR nosník je ideální pro připevňování montážních lišt, potrubních vedení, vzduchotechniky a kabelových žlabů na ocelové nosníky. Toto upevnění nevyžaduje vrtání ani sváření. Použití drapákových nosníků umožňuje kdykoliv posunout nebo vyrovnat montážní lišty. Díky rozdílným délkám stran základní desky je možné připevnit drapákový nosník na všechny běžné ocelové nosníky. Použití viz. technický dodatek.

Lištová spojka

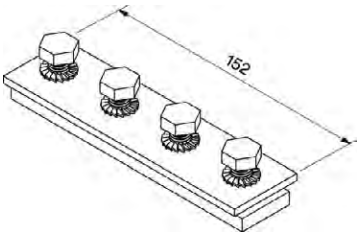

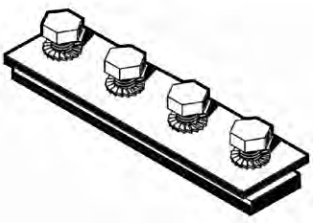

Technické údaje

Typ	Profil	Typ	Profil
SV27	27/18+28/30	SV38	38/40

Montážní postup

- Spojovací díly nosníku jsou vložené do konců kolejničky a pevně utaženy.

64152 FISCHER lištová spojka SV **N02A**

Materiál Ocel
Povrchová úprava Pozinkované

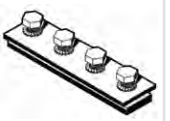

Typ	✉	Kód výrobku	Typ	✉	Kód výrobku
27	20	64152.270.001	38	10	64152.380.001

- Charakteristika:
- FISCHER Lištová spojka SV
- SV spojka umožňuje dosáhnout přesného vyrovnání a spojení montážních lišt. K tomu účelu se na konce lišt nasazují spojky SV 27 a SV 38 a poté se šroubují. Spojka lišty SV 40 se zasune do spojovací lišty 40/60 nebo 40/120 a zajistí se čtyřmi upínacími podložkami HK 40/60. Upínací podložka HK 40/60, katalogové č. 20946 a šrouby se šestihrannou hlavou SKS 10 x 20, katalogové číslo 79416 nejsou obsaženy v dodávaném balení.
- Vlastnosti:
- Materiál SV 27/SV 38: Ocel DC01 (materiál č. 1.0330) dle DIN EN 10130, Alternativa: Ocel S235JR (materiál č. 1.0037) dle DIN EN 10025
- Materiál SV 40: Ocel DD11 (materiál č. 1.0332) dle DIN EN 10111
- Povrchová úprava: galvanické pozinkování, 8 µm

Paralelní spojka

Technické údaje

Typ	d	N
PV M8	M8	2.00

- N = max. doporučené statické zatížení [kN].

Údaje o montáži

- Přidržte části se závitem u sebe, přesuňte přes sebe souběžné spojovací díly.
- Zajistěte použitím jistící matice.
- Úrovňové přizpůsobení je možné otočením závitového kolíku.

64180	FISCHER paralelní spojka PV	N02A
Materiál	Zamac 3	

Typ	✉	Kód výrobku
M8	100	64180.080.001

- Charakteristika:
- FISCHER Paralelní spojka PV M8.
- PV spojka slouží k rychlému spojení a výškovému nastavení závitových tyčí a šroubů. Stačí přidržet tyče u sebe, nasadit paralelní spojku a je hotovo. Protisměrné vedení závitu garantuje kvalitu spojení. Otáčením závitu je možné výškové nastavení.
- Vlastnosti:
- Materiál: galvanické pozinkování

Nosníková příchytka

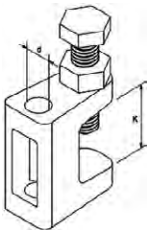

Technické údaje

Typ	d	K	N
TKL M8	M8	0-23	2.50
TKL ø9	ø9	0-18	1.20
TKL M10	M10	0-20	2.50
TKL ø11	ø11	0-20	2.50

- N = max. doporučené statické zatížení [kN].

Údaje o montáži

- Pojistné svorky nutné pro VdS systémy začínají od DN 65.

64275 FISCHER nosníková příchytka TKL **N02A**

Materiál Litina
Povrchová úprava Pozinkované

Typ	✉	Kód výrobku	Typ	✉	Kód výrobku	Typ	✉	Kód výrobku
TKL M8	50	64275.080.001	TKL M10	50	64275.100.001	TKL ø11	50	64275.110.001
TKL ø9	50	64275.090.001						

- harakteristika:
- FISCHER Nosníková příchytka TKL L M8.
- TKL nosníková příchytka temperovaná litina je vhodná pro montáž potrubních vedení, vzduchotechnických kanálů, zařízení k rozstřikování vody (sprinklerů) a dalším prvkům umístěným na ocelových nosnících. Pomocí příchytky je možno upevnit na nosníku bez vrtání a svařování. Šroub na příchytce je ve špičce upraven tak, že není možné vysmeknutí příchytky z nosníku. Příchytky jsou použitelné pro trubky až do DN50, včetně.
- Vlastnosti:
- Materiál: temperovaná litina EN-GJMB-350-10 dle DIN 1562
- Povrchová úprava: galvanické pozinkování, 8 µm
- Šroub: DIN 933.8.8, zakončení šroubu dle EN ISO 4753 a kontramatka

Děrovaný ocelový pás

Technické údaje

Typ	B	d	L	S
LBV 17	17	6.5	10	0.75
LBV 26	25	8.5	10	0.88

- Pro upevnění s: ED 15; ED 18; ED 22.

Montážní postup

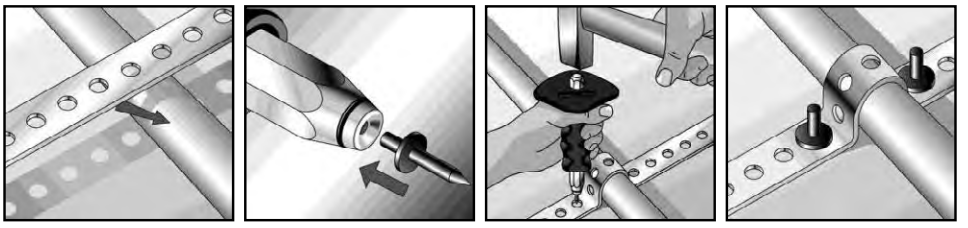

- Nůžky na kovové pláty umožňují jednoduché opracování na správný rozměr.
- Připevnění k podlaze pomocí natloukacího hřebíku Fischer ED.
- Pro stropní zavěšení do betonu se doporučuje natloukací kotva Fischer FNA II.

64272 FISCHER děrovaná ocelová páska LBV **N02A**

Materiál Ocel
Povrchová úprava Pozinkované

Typ	✉	Kód výrobku	Typ	✉	Kód výrobku
17 (ROLL, 10 MTR)	1	64272.170.001	26 (ROLL, 10 MTR)	1	64272.260.001

- Ocelová pozinkovaná nebo plastová verze pásky s otvory pro jednoduchou instalaci.
- Výhody:
- Výhodné, jednoduchá instalace.
- Možnost univerzálního upevnění.
- Flexibilní výběr délky.
- Pro upevnění potrubí na podlaze nebo zavěšené u stropu.
- Vlastnosti:
- Materiál: Ocel DX51 D+Z (materiál č. 1.0226) dle DIN EN 10327.
- Galvanické pozinkování, 5 - 27 µm.

Upínací deska dvojitá

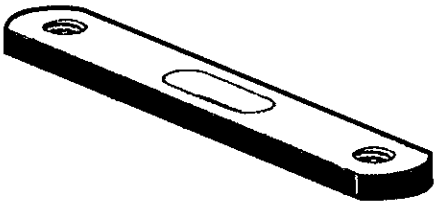

Technické údaje

Typ	L	M
DPP 65	65	M8
DPP 85	85	M8
DPF 60-105	105	M8

Údaje o montáži

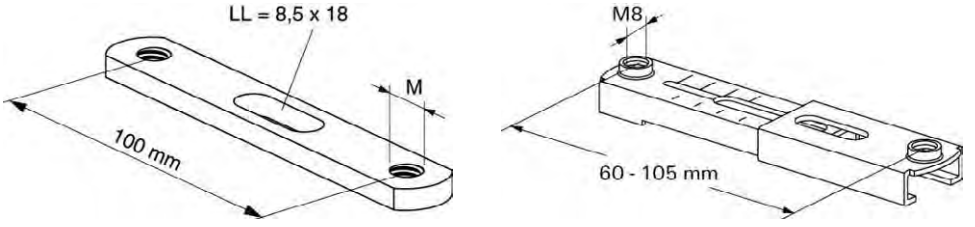

Skupiny produktů

Materiál	Povrchová úprava	Kód	Strana
Oc	Zn	64271	10-52
Oc	Zn	64270	10-52

64271 FISCHER upínací deska dvojitá DPP **N02A**

Materiál Ocel
Povrchová úprava Pozinkované

L	✉	Kód výrobku	L	✉	Kód výrobku
DPP 65	50	64271.000.065	DPP 85	50	64271.000.085

- Upevňovací prvek pro instalaci dvou paralelních potrubí s jedním upevňovacím bodem.
- Výhody:
- Jen jeden upevňovací bod pro dvě potrubí.
- Velmi vhodné pro viditelné upevnění.
- Možnost nastavení díky drážce.
- Pro upevnění:
- Paralelní potrubí na stěně.
- Vlastnosti:
- Materiál: Ocel DD11 (materiál č. 1.0332) dle DIN EN 10111
- Galvanické pzinkování, 5 - 9 µm.

10

64270 FISCHER upínací deska posuvná DPF **N02A**

Materiál Ocel
Povrchová úprava Pozinkované

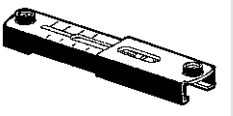

L	✉	Kód výrobku
DPF 60-105	50	64270.060.105

64270 FISCHER upínací deska posuvná DPF ←

- Upevňovací prvek pro instalaci dvou paralelních potrubí s jedním upevňovacím bodem.
- Výhody:
- Jen jeden upevňovací bod pro dvě potrubí.
- Velmi vhodné pro viditelné upevnění.
- Možnost nastavení díky drážce.
- Variabilní prostor pro potrubí díky dvojité posuvné desce DPF.
- Pro upevnění:
- Paralelní potrubí na stěně.
- Vlastnosti:
- Materiál: Ocel DD11 (materiál č. 1.0332) dle DIN EN 10111
- Galvanické pzinkování, 5 - 9 µm.

Závitový kolík

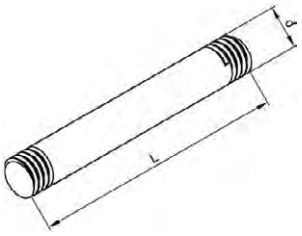

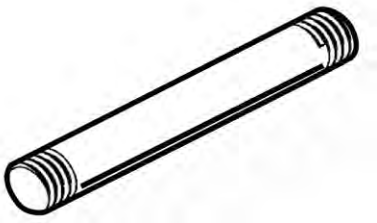

Technické údaje

Typ	d	L
SBB 35	M8	35
SBB 55	M8	55

64273 FISCHER závitový kolík SBB **N02A**

Materiál Ocel
Povrchová úprava Pozinkované

d x L	✉	Kód výrobku	d x L	✉	Kód výrobku
35	100	64273.080.035	55	100	64273.080.055

- Charakteristika:
- FISCHER Závitový kolík SBB 35.
- SBB kolík je ideální spojovací prvek pro dvojitou upínací desku a montážní kostku MW.
- Vlastnosti:
- Materiál: Ocel S235 JR (materiál č. 1.0037) dle DIN EN 10025
- Povrchová úprava: galvanické pozinkování, 8 µm

Systém upevnění Fabory Fastclip

Obecně
Systém upevnění Fabory Fastclip sestává ze základní úchytky, kterou lze bez problémů instalovat na ocelových konstrukcích, buď jako samostatný hák nebo v kombinaci s příslušenstvím, jednoduše rukou nebo pomocí ručních nástrojů, jako kladivo, kombinované kleště, šroubovák. Může být dosaženo podstatných úspor nákladů a času.

Použití
Upevňovací úchytky Fabory Fastclip s jejich různými možnostmi kombinací jsou široce používané ve stavebním průmyslu u generálních dodavatelů, např. v elektrotechnických instalacích, průmyslu zabývajícím se stropy, zdravotní technikou, vzduchotechnikou a vytápěním.

Standardizace
Upevňovací systém Fabory Fastclip byl testován podle DIN 18168.

Zatížení
Jmenovitá zatížitelnost těchto spojovacích prvků je vyjádřena v Newtonech jako mez statického zatíženía konečná mez statického zatížení. Hodnoty označují maximální přípustné montážní zátěže při použití uživatelem. Mez statického zatížení je mez jmenovitého stacionárního zatížení u spojovacích prvků. Podle norem je požadováno, aby zkušební vzorky, náhodně vybrané z běžné produkce, vydržely zatížení rovné trojnásobku zatížitelností stanovených v tomto katalogu. Konečná mez statického zatížení je mez jmenovitého stacionárního zatížení, jejíž překročení může způsobit selhání spojovacího prvku. Tyto hodnoty jsou pro zatížení používaná vertikálně na instalace normálních spojovacích prvků. Pokud jmenovitá zatížitelnost spojovacích prvků překročí jmenovitou zatížitelnost konstrukčního prvku, musí nejnižší jmenovitá položka určit mez zatížení. Upevňovací úchytky Fabory Fastclip jsou vylisované z pružinové oceli a jsou tvrzené.

Povrchová úprava
Upevňovací úchytky Fabory Fastclip jsou ošetřeny antikorozním nátěrem nazvaným Deltatone, tloušťka vrstvy je 10-12 µm (odolnost proti korozi při zkoušce v solné komoře podle ASTM B117/DIN 50021 přibližně 480 hodin). Deltatone eliminuje možnost zlomu následkem vodíkové křehkosti!

Alkalmazási példa

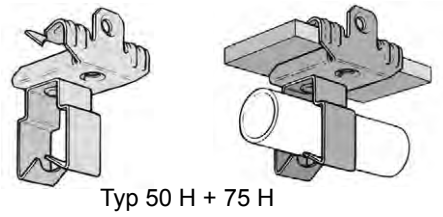
Typ 50 H + 75 H

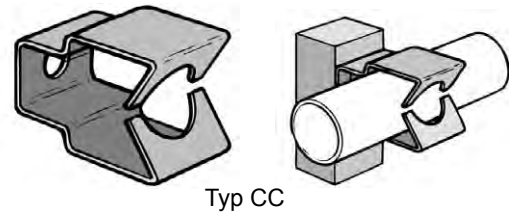
Typ CC

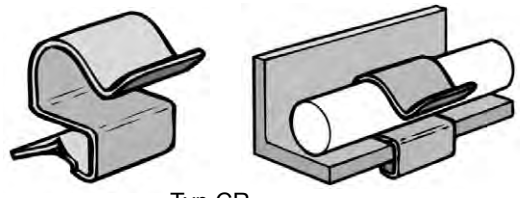
Typ CR

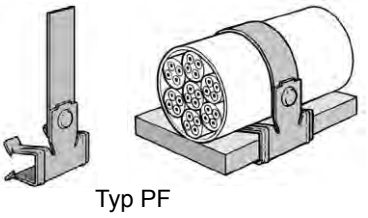
Typ PF

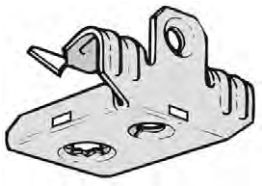
Typ H

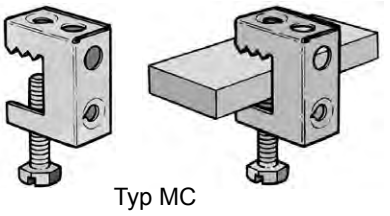
Typ MC

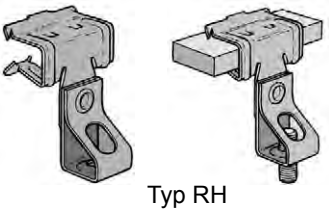
Typ RH

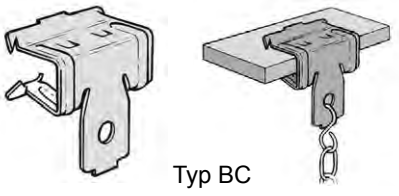
Typ BC

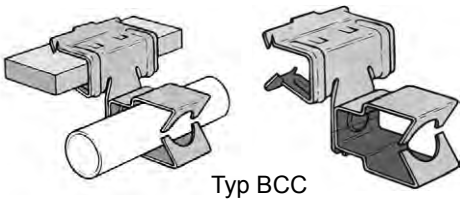
Typ BCC

Nářadí, ochranné pomůcky a nástroje pro obrábění kovů, vše na www.fabory.com.

Univerzální nosníková svorka

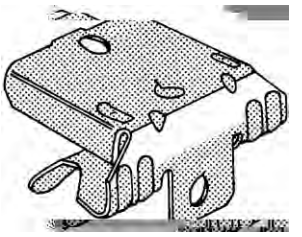

Technické údaje

Typ	Přípustné statické zatížení	Tloušťka příruby
H2-4	450 N (3:1)	3-7
H5-8	450 N (3:1)	8-12.5

- Pro technické informace, příklady použití a technické informace o DELTATONE, podívejte se na INFO stránku.

60319 FASTCLIP Univerzální nosníková svorka typ H **S06A**

Materiál Pružinová ocel
Povrchová úprava Deltatone

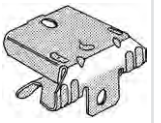

Typ	✉	Kód výrobku	Typ	✉	Kód výrobku
H 2-4	100	60319.002.004	H 5-8	100	60319.005.008

Univerzální nosníková / instalační svorka

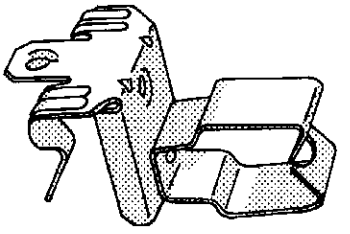

Technické údaje

Typ	Max. statické zatížení	Rozměr kabelu	Tloušťka příruby
50H2-4	110 N (3:1)	20	3-7
50H5-8	110 N (3:1)	20	8-12.5
75H2-4	110 N (3:1)	25	3-7
75H5-8	110 N (3:1)	25	8-12.5

- Pro technické informace, příklady použití a technické informace o DELTATONE, podívejte se na INFO stránku.

60321 FASTCLIP Univerzální nosníková / instalační svorka **S06A**

Materiál Pružinová ocel
Povrchová úprava Deltatone

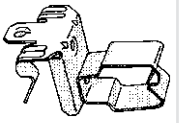

Typ	✉	Kód výrobku	Typ	✉	Kód výrobku	Typ	✉	Kód výrobku
50H 2-4	50	60321.502.004	75H 2-4	100	60321.752.004	75H 5-8	50	60321.755.008
50H 5-8	50	60321.505.008						

Nosníková svorka typ BC

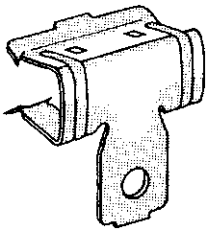

Technické údaje

Typ	Přípustné statické zatížení	Tloušťka příruby
BC-250	900 N (3:1)	5-9
BC-500	900 N (3:1)	10-16
BC-750	900 N (3:1)	17-20

- Pro technické informace, příklady použití a technické informace o DELTATONE, podívejte se na INFO stránku.

60311 FASTCLIP Nosníková svorka typ BC **S06A**

Materiál Pružinová ocel
Povrchová úprava Deltatone

Typ	✉	Kód výrobku	Typ	✉	Kód výrobku	Typ	✉	Kód výrobku
BC-250	100	60311.000.250	BC-500	100	60311.000.500	BC-750	100	60311.000.750

Nosníková / instalační svorka (zásuvná) typ BCC

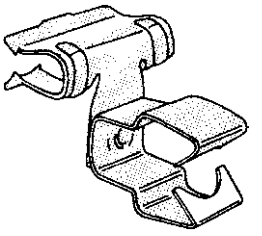

Technické údaje

Typ	Max. statické zatížení	Rozměr kabelu	Tloušťka příruby
BCC 25-50	110 N (3:1)	20	5-9
BCC 50-50	110 N (3:1)	20	10-16
BCC 25-75	110 N (3:1)	25	5-9
BCC 50-75	110 N (3:1)	25	10-16
BCC 25-100	110 N (3:1)	32	5-9
BCC 50-100	110 N (3:1)	32	10-16

- Pro technické informace, příklady použití a technické informace o DELTATONE, podívejte se na INFO stránku.

60313 FASTCLIP Nosníková / instalační svorka (zásuvná) typ BCC **S06A**

Materiál Pružinová ocel
Povrchová úprava Deltatone

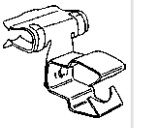

Typ	✉	Kód výrobku	Typ	✉	Kód výrobku	Typ	✉	Kód výrobku
BCC 25-50	100	60313.025.050	BCC 25-100	50	60313.025.100	BCC 50-75	50	60313.050.075
BCC 25-75	100	60313.025.075	BCC 50-50	100	60313.050.050	BCC 50-100	50	60313.050.100

Nosníková svorka / závěs závitové tyče typ RH

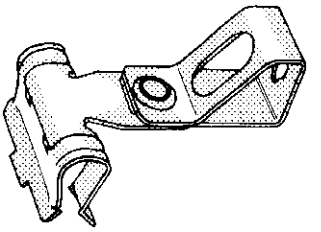

Technické údaje

Typ	Přípustné statické zatížení	Svorník	Tloušťka příruby
RH-6MT/25	680 N (3:1)	M6	5-9
RH-6MT/50	680 N (3:1)	M6	10-16
RH-6MT/75	680 N (3:1)	M6	17-20
RH-8MT/25	680 N (3:1)	M8	5-9
RH-8MT/50	680 N (3:1)	M8	10-16
RH-8MT/75	680 N (3:1)	M8	17-20
RH-10MT/25	680 N (3:1)	M10	5-9
RH-10MT/50	680 N (3:1)	M10	10-16
RH-10MT/75	680 N (3:1)	M10	17-20

- Pro technické informace, příklady použití a technické informace o DELTATONE, podívejte se na INFO stránku.

60315 FASTCLIP Nosníková svorka / závěs závitové tyče typ RH **S06A**

Materiál Pružinová ocel
Povrchová úprava Deltatone

RoHS

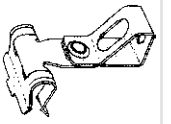

Typ	✉	Kód výrobku	Typ	✉	Kód výrobku	Typ	✉	Kód výrobku
RH-6MT/25	100	60315.060.025	RH-8MT/25	100	60315.080.025	RH-10MT/25	100	60315.100.025
RH-6MT/50	100	60315.060.050	RH-8MT/50	50	60315.080.050	RH-10MT/50	100	60315.100.050
RH-6MT/75	100	60315.060.075	RH-8MT/75	100	60315.080.075	RH-10MT/75	100	60315.100.075

Přítlačná příchytka typ PF

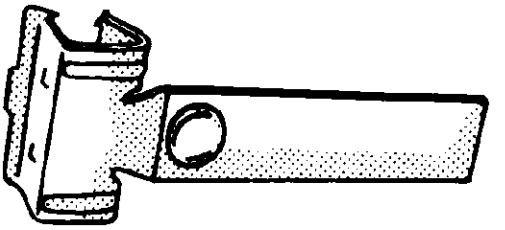

Technické údaje

Typ	Tloušťka příruby
PF-250	5-9
PF-500	10-16

- Pro technické informace, příklady použití a technické informace o DELTATONE, podívejte se na INFO stránku.

60317 FASTCLIP Přítlačná příchytka typ PF **S06A**

Materiál Pružinová ocel
Povrchová úprava Deltatone

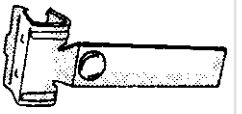

Typ	✉	Kód výrobku	Typ	✉	Kód výrobku
PF-250	100	60317.000.250	PF-500	50	60317.000.500

Zásuvná příchytka potrubí / trubek typ CC

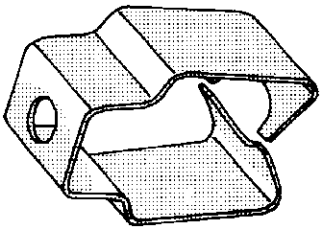

Technické údaje

Typ	Max. statické zatížení	Rozměr kabelu	Šroub ø
CC-500	110 N (3:1)	20	6
CC-750	110 N (3:1)	25	6
CC-1000	110 N (3:1)	32	6

- Pro technické informace, příklady použití a technické informace o DELTATONE, podívejte se na INFO stránku.

60325 FASTCLIP Zásuvná příchytka potrubí / trubek typ CC **S06A**

Materiál Pružinová ocel
Povrchová úprava Deltatone

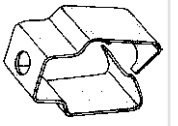

Typ	✉	Kód výrobku	Typ	✉	Kód výrobku	Typ	✉	Kód výrobku
CC-500	100	60325.000.500	CC-750	100	60325.000.750	CC-1000	100	60325.001.000

Dílenská svorka typ MC

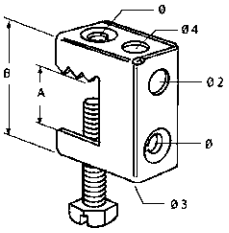

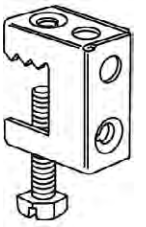

Technické údaje

Typ	A	B	Přípustné statické zatížení	ø	ø 2	ø 3	ø 4
MC	2-18	35	450 N	M6	6.5	11	6.5

- Pro technické informace, příklady použití a technické informace o DELTATONE, podívejte se na INFO stránku.

60323 FASTCLIP Dílenská svorka typ MC **S06A**

Materiál Pružinová ocel
Povrchová úprava Deltatone

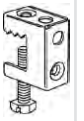

Typ	✉	Kód výrobku
MC	100	60323.001.770

- Včetně šestihranného šroubu.

Kabelová příchytka typ CR



Technické údaje

Typ	Pro kabel	Tloušťka příruby
CR-215	15-18	2-4
CR-219	19-24	2-4
CR-225	25-30	2-4
CR-412	12-14	4-7
CR-415	15-18	4-7
CR-419	19-24	4-7
CR-812	12-14	8-12
CR-815	15-18	8-12
CR-819	19-24	8-12
CR-825	25-30	8-12

- Pro technické informace, příklady použití a technické informace o DELTATONE, podívejte se na INFO stránku.

60331 FASTCLIP Kabelová příchytka typ CR **S06A**

Materiál Pružinová ocel
Povrchová úprava Deltatone

Typ	✉	Kód výrobku	Typ	✉	Kód výrobku	Typ	✉	Kód výrobku
CR-215	100	60331.000.215	CR-415	100	60331.000.415	CR-815	100	60331.000.815
CR-219	100	60331.000.219	CR-419	100	60331.000.419	CR-819	100	60331.000.819
CR-225	100	60331.000.225	CR-812	100	60331.000.812	CR-825	100	60331.000.825
CR-412	100	60331.000.412						

FABORY QUICK SYSTEM
Lomené závory

Použití
Lomené závory FABORY mají v systému FABORY QUICK SYSTEM významné místo. Jejich široká oblast použitelnosti zahrnuje například uzavření krytů jednoduchých dřevěných beden až po účinné zajištění prostoru pro motor zemědělských strojů.

Montáž
Princip činnosti lomených závor FABORY QUICK SYSTEM je stejný, bez ohledu na velikost, uzamykatelnost a nastavitelnost. Samotná závora je upevněna k jedné straně součásti a protikus je upevněn k další součásti. Aby byla konstrukce uzavřena, závora je tlačena přes protikus a je napnutá. Vyosení otočného bodu a bodu upnutí kolíku v zapadacím plechu zajišťuje, že západka se nemůže uvolnit. Pružina zavírání je obvykle mírně zakřivená a tlumí značnou část síly uzavírání nehledě na malé tolerance při montáži v nebo na různých součástech.

Prezentace
Ze zkušenosti jsme se poučili, že montážní prostor, který je k dispozici, většinou určuje konečný výběr kolíkové západky ze systému FABORY QUICK SYSTEM. Proto je následující předvedení širokého sortimentu kolíkových západek podáno podle fyzické velikosti. Nejprve se podívejte na podrobnosti o nejmenších modelech a později jsou popsány větší modely. Jsou také rozlišovány modely z oceli a nerezové oceli. Při každé prezentaci se pokoušíme podat přehled všech příslušných informací takovým způsobem, že jej lze letmo přečíst.

Speciální údaje
Pro každou lomenou závoru FABORY QUICK SYSTEM je dáno mnoho přesných údajů, jako například údaje o zátěžích, standardní povrchová úprava a v případě potřeby stanovené vlastnosti uzavření, jako například jeho nastavitelnost a možnost uzamčení, pokud požadujete větší ochranu před nechtěným otevřením lomené závory.

Protikusy
Informace o přípravě montáže předpokládá použití označené lomené závory v kombinaci s doporučeným protikusem. Použití alternativních protikusů je pochopitelně možné, musí pak však být vyzkoušena správná montážní příprava součástí.

Zvláštní nabídka
V závislosti na použití jsou speciální lomené závory, jiné tvary protikusů, různé povrchové úpravy atd. k dispozici na požádání.

Příklad použití



Lomená závora

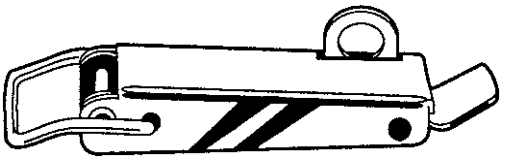

Skupiny produktů

Materiál	Povrchová úprava	Kód	Strana
Oc	Zn	62255	10-61
NO A2		62257	10-62

62255 QUICK SYSTEM lomená závora — S04A

Materiál Ocel
Povrchová úprava Pozinkované

RoHS

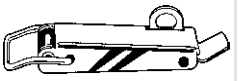

Č.	✉	Kód výrobku		
2.00.00.04/6	5	62255.200.004	• Max. přípustné zatížení 2000 N. • Min. zlomová síla 4000 N. • Rozměry: délka x šířka x výška: 131 x 43 x 19 mm	
2.00.01.04/6	5	62255.200.104	• Na visací zámek. • Max. přípustné zatížení 2000 N. • Min. zlomová síla 4000 N. • Rozměry: délka x šířka x výška: 131 x 43 x 30,5 mm	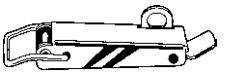
2.01.00.04/6	10	62255.201.004	• Max. přípustné zatížení 1500 N. • Min. zlomová síla 3000 N. • Rozměry: délka x šířka x výška: 101 x 34 x 12,5 mm	
2.02.00.04/6	10	62255.202.004	• Max. přípustné zatížení 400 N. • Min. zlomová síla 1000 N. • Rozměry: délka x šířka x výška: 52 x 21 x 10,7 mm	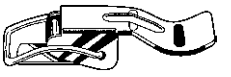
2.03.00.04/6	10	62255.203.004	• Max. přípustné zatížení 550 N. • Min. zlomová síla 1500 N. • Rozměry: délka x šířka x výška: 75 x 23 x 11 mm	
2.03.02.04/6	10	62255.203.204	• Se sekundárním jištěním. • Max. přípustné zatížení 550 N. • Min. zlomová síla 1500 N. • Rozměry: délka x šířka x výška: 75 x 23 x 11 mm	
2.04.00.04/6	10	62255.204.004	• Max. přípustné zatížení 550 N. • Min. zlomová síla 1500 N. • Rozměry: délka x šířka x výška: 42,5 x 41 x 12 mm	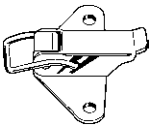
2.05.00.04/6	5	62255.205.004	• Nastavitelná 12 mm. • Max. přípustné zatížení 1100 N. • Min. zlomová síla 2500 N. • Rozměry: délka x šířka x výška: 128 x 52 x 18 mm	
2.06.00.04/6	10	62255.206.004	• Max. přípustné zatížení 1000 N. • Min. zlomová síla 2500 N. • Rozměry: délka x šířka x výška: 84 x 28 x 17 mm	
2.06.01.04/6	10	62255.206.104	• Na visací zámek. • Max. přípustné zatížení 1000 N. • Min. zlomová síla 2500 N. • Rozměry: délka x šířka x výška: 84 x 28 x 17 mm	
2.07.00.04	10	62255.207.004	• Uzavírací pružina sevře přímo konstrukční díl. • Připojení navařením nebo bodovým navařením. • Max. přípustné zatížení 300 N. • Min. zlomová síla 600 N. • Rozměry: délka x šířka x výška: 81 x 29 x 18 mm	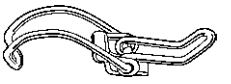
2.08.00.04	10	62255.208.004	• Uzavírací pružina sevře přímo konstrukční díl. • Max. přípustné zatížení 500N. • Min. zlomová síla 900 N. • Rozměry: délka x šířka x výška: 90 x 20 x 17 mm	
2.17.00.04/6	10	62255.217.004	• Max. přípustné zatížení 400 N. • Min. zlomová síla 1000 N. • Rozměry: délka x šířka x výška: 51 x 22 x 12,5 mm	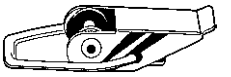
2.18.00.04/6	5	62255.218.004	• Nastavitelná 12 mm. • Max. přípustné zatížení 1500 N. • Min. zlomová síla 3000 N. • Rozměry: délka x šířka x výška: 88 x 52 x 26 mm	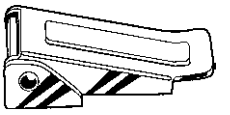
2.18.01.04/6	5	62255.218.104	• Nastavitelná 12 mm. • Na visací zámek. • Max. přípustné zatížení 1500 N. • Min. zlomová síla 3000 N. • Rozměry: délka x šířka x výška: 88 x 52 x 25 mm	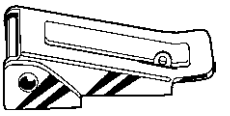

62255 QUICK SYSTEM lomená závora

Č.	✉	Kód výrobku	
2.19.00.04	5	62255.219.004	• Uzavírací pružina sevře přímo konstrukční díl. • Max. přípustné zatížení 750 N. • Min. zlomová síla 1500 N. • Rozměry: délka x šířka x výška: 128,5 x 28,5 x 27 mm
2.40.00.04/6	5	62255.240.086	• Nastavitelná 15 mm. • Max. přípustné zatížení 2000 N. • Min. zlomová síla 4000 N. • Rozměry: délka x šířka x výška: 131,5 x 45,5 x 23 mm
2.41.00.04/6	10	62255.241.086	• Nastavitelná 10 mm. • Max. přípustné zatížení 1000 N. • Min. zlomová síla 2000 N. • Rozměry: délka x šířka x výška: 70 x 25,5 x 18 mm
2.41.01.04/6	10	62255.241.186	• Nastavitelná 10 mm. • Na visací zámek. • Max. přípustné zatížení 1000 N. • Min. zlomová síla 2000 N. • Rozměry: délka x šířka x výška: 70 x 25,5 x 18,5 mm
2.42.00.04/6	10	62255.242.086	• S tažnými pružinami. • Max. přípustné zatížení 500 N. • Min. zlomová síla 1500 N. • Rozměry: délka x šířka x výška: 54 x 37 x 12,5 mm
2.43.00.04/6	10	62255.243.086	• Max. přípustné zatížení 550 N. • Min. zlomová síla 1500 N. • Rozměry: délka x šířka x výška: 45 x 23 x 12 mm
2.45.00.04/6	10	62255.245.086	• Max. přípustné zatížení 150 N. • Min. zlomová síla 300 N. • Rozměry: délka x šířka x výška: 32 x 16 x 6 mm

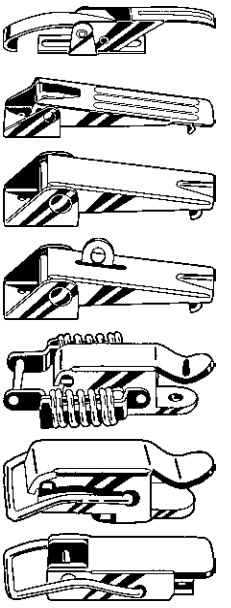

62257 QUICK SYSTEM lomená závora S04A

Materiál Nerezocel A2

Č.	✉	Kód výrobku	
2.00.00.30/6	5	62257.200.030	• Max. přípustné zatížení 2000 N. • Min. zlomová síla 4000 N. • Rozměry: délka x šířka x výška: 131 x 43 x 19 mm
2.00.02.30/6	5	62257.200.230	• Se sekundárním jištěním. • Max. přípustné zatížení 2000 N. • Min. zlomová síla 4000 N. • Rozměry: délka x šířka x výška: 131 x 43 x 19 mm
2.01.00.30/6	10	62257.201.030	• Max. přípustné zatížení 1500 N. • Min. zlomová síla 3000 N. • Rozměry: délka x šířka x výška: 101 x 34 x 12,5 mm
2.02.00.30/6	10	62257.202.030	• Max. přípustné zatížení 400 N. • Min. zlomová síla 1000 N. • Rozměry: délka x šířka x výška: 52 x 21 x 10,7 mm
2.03.00.30/6	10	62257.203.030	• Max. přípustné zatížení 550 N. • Min. zlomová síla 1500 N. • Rozměry: délka x šířka x výška: 75 x 23 x 11 mm
2.03.02.30/6	10	62257.203.230	• Se sekundárním jištěním. • Max. přípustné zatížení 550 N. • Min. zlomová síla 1500 N. • Rozměry: délka x šířka x výška: 75 x 23 x 11 mm
2.04.00.30/6	10	62257.204.030	• Max. přípustné zatížení 550 N. • Min. zlomová síla 1500 N. • Rozměry: délka x šířka x výška: 42,5 x 41 x 12 mm
2.05.00.30/6	5	62257.205.030	• Nastavitelná 12 mm. • Max. přípustné zatížení 1100 N. • Min. zlomová síla 2500 N. • Rozměry: délka x šířka x výška: 128 x 52 x 18 mm
2.05.02.30/6	10	62257.205.230	• Nastavitelná 12 mm. • Se sekundárním jištěním. • Max. přípustné zatížení 1100 N. • Min. zlomová síla 2500 N. • Rozměry: délka x šířka x výška: 128 x 52 x 18 mm
2.06.00.30/6	10	62257.206.030	• Max. přípustné zatížení 1000 N. • Min. zlomová síla 2500 N. • Rozměry: délka x šířka x výška: 84 x 28 x 17 mm
2.06.01.30/6	10	62257.206.130	• Na visací zámek. • Max. přípustné zatížení 1000 N. • Min. zlomová síla 2500 N. • Rozměry: délka x šířka x výška: 84 x 28 x 17 mm
2.18.00.30/6	5	62257.218.030	• Nastavitelná 12 mm. • Max. přípustné zatížení 1500 N. • Min. zlomová síla 3000 N. • Rozměry: délka x šířka x výška: 88 x 52 x 25 mm

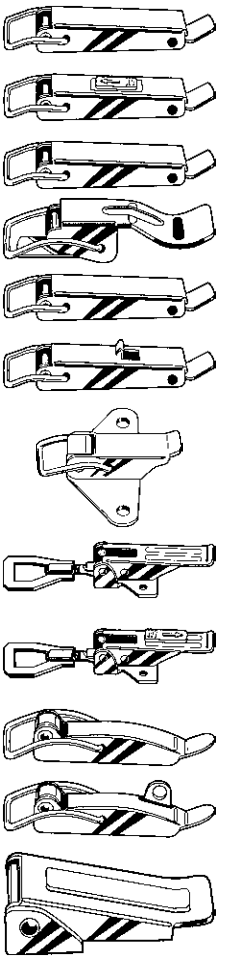

62257 QUICK SYSTEM lomená závora ←

Č.	✉	Kód výrobku	
2.41.00.30/6	10	62257.241.030	• Nastavitelná 10 mm. • Max. přípustné zatížení 1000 N. • Min. zlomová síla 2000 N. • Rozměry: délka x šířka x výška: 70 x 25,5 x 18 mm
2.43.00.30/6	10	62257.243.030	• Max. přípustné zatížení 550 N. • Min. zlomová síla 1500 N. • Rozměry: délka x šířka x výška: 45 x 23 x 12 mm

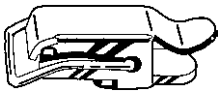

Protikus pro lomenou závoru

Skupiny produktů

Materiál	Povrchová úprava	Kód	Strana
Oc	Zn	62265	10-63
NO		62267	10-64

62265 QUICK SYSTÉM Protikus pro lomenou závoru **S04A**

Materiál Ocel
Povrchová úprava Pozinkované

RoHS

Č.	✉	Kód výrobku	
2.00.00.04/5	5	62265.200.004	Vhodný pro lomené závory typ 2.00.00.04/6 a 2.00.01.04/6
2.01.00.04/5	5	62265.201.004	Vhodný pro lomené závory typ 2.01.00.04/6
2.02.00.04/5	10	62265.202.004	Vhodný pro lomené závory typ 2.02.00.04/6
2.03.00.04/5	10	62265.203.004	Vhodný pro lomené závory typ 2.03.00.04/6 a 2.03.02.04/6
2.04.00.04/5	10	62265.204.004	Vhodný pro lomené závory typ 2.04.00.04/6
2.05.00.04/5	5	62265.205.004	Vhodný pro lomené závory typ 2.02.00.04/6, 2.06.00.04/6 a 2.06.01.04/6
2.18.00.04/5	5	62265.218.004	Vhodný pro lomené závory typ 2.18.00.04/6 a 2.18.01.04/6
2.40.00.08/5	5	62265.240.008	Vhodný pro lomené závory typ 2.40.00.08/6 a 2.40.01.08/6

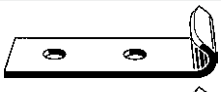

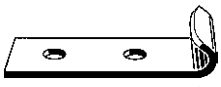

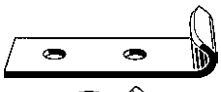

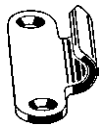

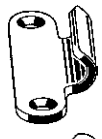

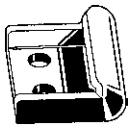

10

62265 QUICK SYSTÉM Protikus pro lomenou závoru

Č.	✉	Kód výrobku	
2.41.00.08/5	10	62265.241.008	Vhodný pro lomené závory typ 2.41.00.08/6 a 2.41.01.08/6
2.42.00.08/5	10	62265.242.008	Vhodný pro lomené závory typ 2.42.00.08/6 a 2.43.00.08/6
2.44.00.08/5	10	62265.244.008	Vhodný pro lomené závory typ 2.45.00.08/6 a 2.17.00.04/6

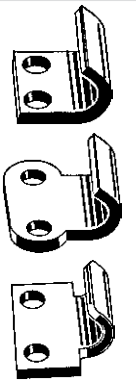

62267 QUICK SYSTÉM Protikus pro lomenou závoru S04A

Materiál Nerezocel

Č.	✉	Kód výrobku	
2.00.00.30/5	5	62267.200.030	Vhodný pro lomené závory typ 2.00.00.30/6 a 2.00.02.30/6
2.01.00.30/5	5	62267.201.030	Vhodný pro lomené závory typ 2.01.00.30/6
2.02.00.30/5	10	62267.202.030	Vhodný pro lomené závory typ 2.02.00.30/6
2.03.00.30/5	10	62267.203.030	Vhodný pro lomené závory typ 2.03.00.30/6 a 2.03.02.30/6
2.04.00.30/5	10	62267.204.030	Vhodný pro lomené závory typ 2.04.00.30/6
2.05.00.30/5	5	62267.205.030	Vhodný pro lomené závory typ 2.05.00.30/6, 2.05.02.30/6, 2.06.00.30/6 a 2.06.01.30/6
2.18.00.30/5	5	62267.218.030	Vhodný pro lomené závory typ 2.18.00.30/6
2.41.00.30/5	10	62267.241.030	Vhodný pro lomené závory typ 2.41.00.30/6
2.42.00.30/5	10	62267.242.030	Vhodný pro lomené závory typ 2.43.00.30/6

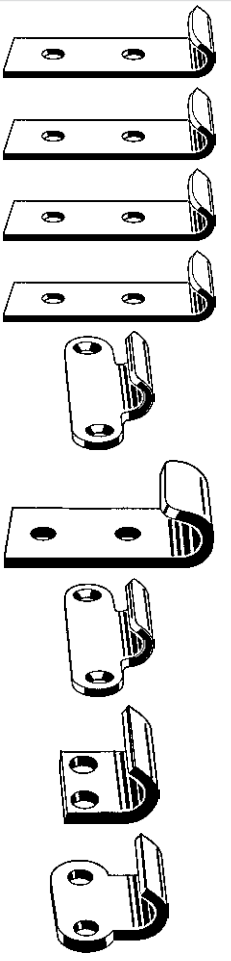

FABORY QUICK SYSTEM
Zarážkové zámky

Použití
Zarážkové zámky ze systému FABORY QUICK SYSTEM se používají zejména u uzamykatelných instalačních skříněk, skříňových dveří, strojových skříní atd.

Montáž
Zarážkový zámek ze systému FABORY QUICK SYSTEM je namontován na desce dveří. Mechanismus zavírání funguje tak, že zarážka namontovaná na zavírání zapadá za rámovou část a tím je zajištěno bezpečné upevnění.

Funkce
Zarážky systému FABORY QUICK SYSTEM jsou stejné, co se týká funkce; k dispozici je široký výběr velikostí, způsobu činnosti a výroby, tj. materiálu (černý polyamid s vnitřními součástmi ze zinku, chromovaný zinek a nerezová ocel). U standardních modelů je dodáván vnitřní O-kroužek a těsnicí kroužek pod hlavu, se kterými jsou upevnění chráněná proti stříkající vodě v souladu s IP65.

Typy
Zarážkové zámky ze systému FABORY QUICK SYSTEM jsou k dispozici jako velký typ nebo malý typ.

Technické a montážní údaje

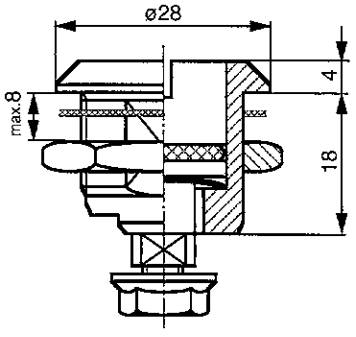

Velký typ

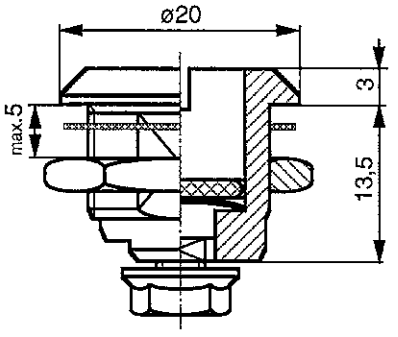

Malý typ

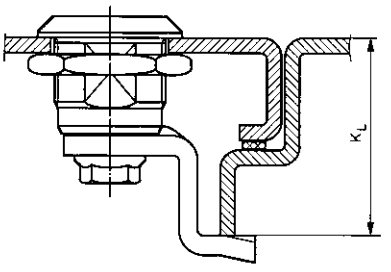

Rozsah sevření KL

Uzávěr

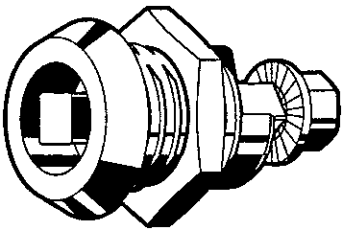

Skupiny produktů

Materiál	Povrchová úprava	Kód	Strana
	Chrom	62411	10-66
NO		62413	10-67

62411 QUICK SYSTÉM Uzávěr **S04A**

Povrchová úprava Pochromované

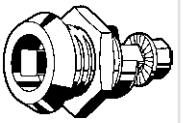

Č.	✉	Kód výrobku		
221178A	10	62411.221.178	• Uzávěr se čtyřhranem 6 mm. • Chromovaný zinek. • Přizpůsobený klíč, viz skupinu výrobků 62415, typ 291109	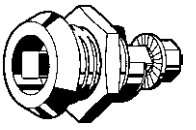
221179A	10	62411.221.179	• Uzávěr s trojúhelníkem 6,5 mm. • Chromovaný zinek. • Přizpůsobený klíč, viz skupinu výrobků 62415, typ 291112	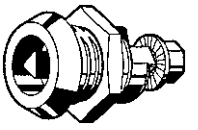
221180A	10	62411.221.180	• Uzávěr s hlavou s drážkou. • Chromovaný zinek.	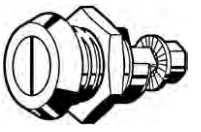
221308A	10	62411.221.308	• Uzávěr se čtyřhranem 7 mm. • Chromovaný zinek. • Přizpůsobený klíč, viz skupinu výrobků 62415, typ 291102	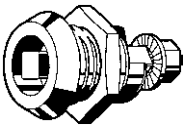
221308B	10	62411.221.309	• Uzávěr se čtyřhranem 7 mm. • Černý polyamid se zinkovými vnitřními částmi. • Přizpůsobený klíč, viz skupinu výrobků 62415, typ 291102	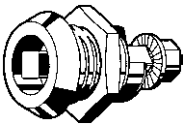
221313A	10	62411.221.313	• Uzávěr s trojúhelníkem 8 mm. • Chromovaný zinek. • Přizpůsobený klíč, viz skupinu výrobků 62415, typ 291102	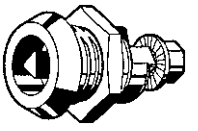
221313B	10	62411.221.314	• Uzávěr s trojúhelníkem 8 mm. • Černý polyamid se zinkovými vnitřními částmi. • Přizpůsobený klíč, viz skupinu výrobků 62415, typ 291102	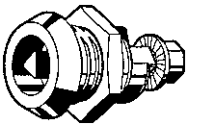
221316A	10	62411.221.316	• Uzávěr s dvojitým nástavcem 3 mm. • Chromovaný zinek. • Přizpůsobený klíč, viz skupinu výrobků 62415, typ 291102	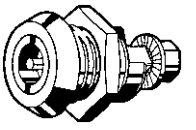
221316B	10	62411.221.317	• Uzávěr s dvojitým nástavcem 3 mm. • Černý polyamid se zinkovými vnitřními částmi. • Přizpůsobený klíč, viz skupinu výrobků 62415, typ 291102	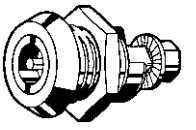

62411 QUICK SYSTÉM Uzávěr

Č.	✉	Kód výrobku		
221320A	10	62411.221.320	• Uzávěr s hlavou s drážkou. • Chromovaný zinek.	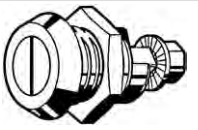
221320B	10	62411.221.321	• Uzávěr s hlavou s drážkou. • Černý polyamid se zinkovými vnitřními částmi.	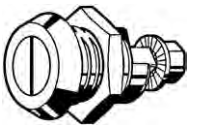
241334	1	62411.241.334	• Uzávěr s válcovým zámkem. • Identické uzamčení. • Jsou dodávány 2 klíče. • Chromovaný zinek.	
241336	1	62411.241.336	• Uzávěr s válcovým zámkem. • Identické uzamčení. • Jsou dodávány 2 klíče. • Chromovaný zinek.	
251350	1	62411.251.350	• Uzávěr s T-rukojetí. • Chromovaný zinek.	
251352	1	62411.251.352	• Uzávěr s T-rukojetí a válcovým zámkem. • Identické uzamčení. • Jsou dodávány 2 klíče. • Chromovaný zinek.	
251354	1	62411.251.354	• Uzávěr s T-rukojetí a válcovým zámkem. • Bez identického uzamčení. • Jsou dodávány 2 klíče. • Chromovaný zinek.	
295074A	10	62411.295.074	• Uzávěr s křídlovou hlavou. • Chromovaný zinek.	
295074B	10	62411.295.075	• Uzávěr s křídlovou hlavou. • Černý polyamid se zinkovými vnitřními částmi.	

62413 QUICK SYSTÉM Uzávěr S04A

Materiál Nerezocel

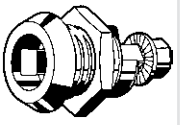

Č.	✉	Kód výrobku		
223003A	1	62413.213.003	• Přizpůsobený klíč, viz typ 291102, skupina výrobků 62415.	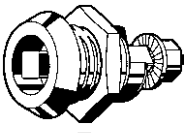
223013A	1	62413.213.005	• Přizpůsobený klíč, viz typ 291105, skupina výrobků 62415.	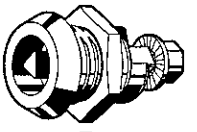
223016A	1	62413.213.006	• Přizpůsobený klíč, viz typ 291107, skupina výrobků 62415.	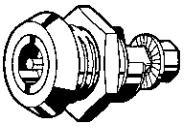

62413	QUICK SYSTÉM Uzávěr			←
Č.	✉	Kód výrobku		
223020A	1	62413.213.008	• S drážkou	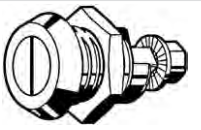

Západka

Skupiny produktů

Materiál	Povrchová úprava	Kód	Strana
Oc	Zn	62412	10-68
NO		62414	10-70

62412	QUICK SYSTÉM Západka	S04A
Materiál	Ocel	
Povrchová úprava	Pozinkované	

Č.	✉	Kód výrobku		
232101	10	62412.232.101	• 1 bodová západka. • Vhodná pro uzávěry, velký typ. • Tloušťka upev. Materiálu 4mm.	
232102	10	62412.232.102	• 1 bodová západka. • Vhodná pro uzávěry, velký typ. • Tloušťka upev. Materiálu 6mm.	
232103	10	62412.232.103	• 1 bodová západka. • Vhodná pro uzávěry, velký typ. • Tloušťka upev. Materiálu 8mm.	
232104	10	62412.232.104	• 1 bodová západka. • Vhodná pro uzávěry, velký typ. • Tloušťka upev. Materiálu 10mm.	
232105	10	62412.232.105	• 1 bodová západka. • Vhodná pro uzávěry, velký typ. • Tloušťka upev. Materiálu 12mm.	
232106	10	62412.232.106	• 1 bodová západka. • Vhodná pro uzávěry, velký typ. • Tloušťka upev. Materiálu 13mm.	
232107	10	62412.232.107	• 1 bodová západka. • Vhodná pro uzávěry, velký typ. • Tloušťka upev. Materiálu 14mm.	

62412 QUICK SYSTÉM Západka

Č.	✉	Kód výrobku		
232108	10	62412.232.108	• 1 bodová západka. • Vhodná pro uzávěry, velký typ. • Tloušťka upev. Materiálu 16mm.	
232109	10	62412.232.109	• 1 bodová západka. • Vhodná pro uzávěry, velký typ. • Tloušťka upev. Materiálu 18mm.	
232110	10	62412.232.110	• 1 bodová západka. • Vhodná pro uzávěry, velký typ. • Tloušťka upev. Materiálu 20mm.	
232111	10	62412.232.111	• 1 bodová západka. • Vhodná pro uzávěry, velký typ. • Tloušťka upev. Materiálu 22mm.	
232112	10	62412.232.112	• 1 bodová západka. • Vhodná pro uzávěry, velký typ. • Tloušťka upev. Materiálu 24mm.	
232113	10	62412.232.113	• 1 bodová západka. • Vhodná pro uzávěry, velký typ. • Tloušťka upev. Materiálu 25mm.	
232114	10	62412.232.114	• 1 bodová západka. • Vhodná pro uzávěry, velký typ. • Tloušťka upev. Materiálu 26mm.	
232115	10	62412.232.115	• 1 bodová západka. • Vhodná pro uzávěry, velký typ. • Tloušťka upev. Materiálu 28mm.	
232136	10	62412.232.136	• 3 bodová západka. • Vhodná pro uzávěry, velký typ. • Tloušťka upev. Materiálu 18mm. • Použitelná se závorami. • 2 pojistné podložky (pro sestavu se závorou) jsou dodávány samostatně.	
232137	10	62412.232.137	• 3 bodová západka. • Vhodná pro uzávěry, velký typ. • Tloušťka upev. Materiálu 20mm. • Použitelná se závorami. • 2 pojistné podložky (pro sestavu se závorou) jsou dodávány samostatně.	
232138	10	62412.232.138	• 3 bodová západka. • Vhodná pro uzávěry, velký typ. • Tloušťka upev. Materiálu 22mm. • Použitelná se závorami. • 2 pojistné podložky (pro sestavu se závorou) jsou dodávány samostatně.	
232139	10	62412.232.139	• 3 bodová západka. • Vhodná pro uzávěry, velký typ. • Tloušťka upev. Materiálu 24mm. • Použitelná se závorami. • 2 pojistné podložky (pro sestavu se závorou) jsou dodávány samostatně.	
232141	10	62412.232.141	• 3 bodová západka. • Vhodná pro uzávěry, velký typ. • Tloušťka upev. Materiálu 26mm. • Použitelná se závorami. • 2 pojistné podložky (pro sestavu se závorou) jsou dodávány samostatně.	
232142	10	62412.232.142	• 3 bodová západka. • Vhodná pro uzávěry, velký typ. • Tloušťka upev. Materiálu 28mm. • Použitelná se závorami. • 2 pojistné podložky (pro sestavu se závorou) jsou dodávány samostatně.	

62412 QUICK SYSTÉM Západka

Č.	✉	Kód výrobku		
232155	10	62412.232.155	• 1 bodová západka. • Vhodná pro uzávěry, malý typ. • Tloušťka upev. Materiálu 7,5mm.	
232160	10	62412.232.160	• 1 bodová západka. • Vhodná pro uzávěry, malý typ. • Tloušťka upev. Materiálu 13,5mm.	
232164	10	62412.232.164	• 1 bodová západka.. • Vhodná pro uzávěry, malý typ. • Tloušťka upev. Materiálu 19,5mm.	

62414 QUICK SYSTÉM Západka S04A

Materiál Nerezocel

Č.	✉	Kód výrobku		
233004	1	62414.233.004	• 1 bodová západka. • Vhodná pro uzávěry, velký typ. • Tloušťka upev. Materiálu 10mm.	
233005	1	62414.233.005	• 1 bodová západka. • Vhodná pro uzávěry, velký typ. • Tloušťka upev. Materiálu 12mm.	
233006	1	62414.233.006	• 1 bodová západka. • Vhodná pro uzávěry, velký typ. • Tloušťka upev. Materiálu 13mm.	
233007	1	62414.233.007	• 1 bodová západka. • Vhodná pro uzávěry, velký typ. • Tloušťka upev. Materiálu 14mm.	
233008	1	62414.233.008	• 1 bodová západka. • Vhodná pro uzávěry, velký typ. • Tloušťka upev. Materiálu 16mm.	
233009	1	62414.233.009	• 1 bodová západka. • Vhodná pro uzávěry, velký typ. • Tloušťka upev. Materiálu 18mm.	
233010	1	62414.233.010	• 1 bodová západka. • Vhodná pro uzávěry, velký typ. • Tloušťka upev. Materiálu 20mm.	
233011	1	62414.233.011	• 1 bodová západka. • Vhodná pro uzávěry, velký typ. • Tloušťka upev. Materiálu 22mm.	
233012	1	62414.233.012	• 1 bodová západka. • Vhodná pro uzávěry, velký typ. • Tloušťka upev. Materiálu 24mm.	

62414	QUICK SYSTÉM Západka			
Č.	✉	Kód výrobku		
233013	1	62414.233.013	• 1 bodová západka. • Vhodná pro uzávěry, velký typ. • Tloušťka upev. Materiálu 25mm.	
233014	1	62414.233.014	• 1 bodová západka. • Vhodná pro uzávěry, velký typ. • Tloušťka upev. Materiálu 26mm.	
233015	1	62414.233.015	• 1 bodová západka. • Vhodná pro uzávěry, velký typ. • Tloušťka upev. Materiálu 28mm.	

Přizpůsobený klíč

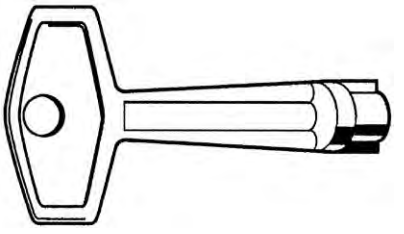

62415	QUICK SYSTÉM Přizpůsobený klíč			S04A
				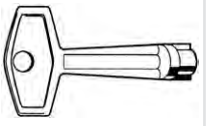
Č.	✉	Kód výrobku		
291102	1	62415.291.102	• Vhodný pro uzávěry, velký typ. • Zinek. • Čtyřhran 7 mm	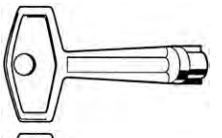
291103	1	62415.291.103	• Vhodný pro uzávěry, velký typ. • Zinek. • Čtyřhran 8 mm	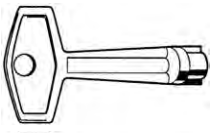
291104	1	62415.291.104	• Vhodný pro uzávěry, velký typ. • Zinek. • Čtyřhran 7 mm	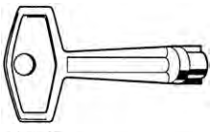
291105	1	62415.291.105	• Vhodný pro uzávěry, velký typ. • Zinek. • Čtyřhran 8 mm	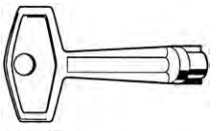
291107	1	62415.291.107	• Vhodný pro uzávěry, velký typ. • Zinek. • Dvojitý nástavec 3 mm	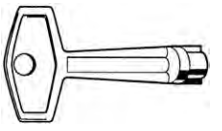
291108	1	62415.291.108	• Vhodný pro uzávěry, velký typ. • Zinek. • Dvojitý nástavec 5 mm	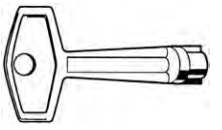
291109	1	62415.291.109	• Vhodný pro uzávěry, malý typ. • Zinek. • Čtyřhran 6 mm	

62415	QUICK SYSTÉM Přizpůsobený klíč			←
Č.	✉	**Kód výrobku**		
291112	1	62415.291.112	• Vhodný pro uzávěry, malý typ. • Zinek. • Trojúhelník 6,5 mm	

Příslušenství západky

62416	QUICK SYSTÉM Příslušenství západky			S04A
Č.	✉	**Kód výrobku**		
282103	4	62416.282.103	• Závora bez vodících koleček. • Délka 600 mm	
282107	4	62416.282.107	• Závora bez vodících koleček. • Délka 1000 mm	
282113	4	62416.282.113	• Závora s vodící kolečky. • Montážní adaptér je nutno objednat samostatně. • Délka 600 mm	
282116	4	62416.282.116	• Závora s vodícími kolečky. • Montážní adaptér je nutno objednat samostatně. • Délka 1000 mm	
282119	4	62416.282.119	• Montážní adaptér. • Zinek. • Vhodný pro závoru s vodícími kolečky.	

Vodítko pro závoru

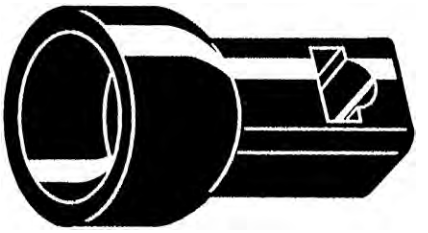

62417	QUICK SYSTÉM Vodítko pro závoru	S04A
Materiál	Plast Polyamid (nylon)	

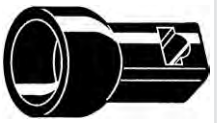

Č.	✉	Kód výrobku		
200-3601	4	62417.203.601	• Typ 258 024. • Spodní plíšek 20 mm	
200-3602	4	62417.203.602	• Typ 258 023. • Spodní plíšek 26 mm	

FABORY QUICK SYSTEM

Čtvrtotočné spojovací prvky

Obecně
Čtvrtotočný spojovací prvek ze systému FABORY QUICK SYSTEM je jednoduchý, rychlý a spolehlivý spojovací prvek určený ke spojení desek do rámu nebo ke spojení součástí navzájem.

Použití
Čtvrtotočné spojovací prvky ze systému FABORY QUICK SYSTEM se používají k montování desek nebo součástí rychlým a pohotovým způsobem, které musí být odmontovány nebo nahrazeny kvůli údržbě. Nezáleží na tom, zda musí být tento úkon proveden jednou za měsíc nebo mnohokrát za hodinu.

Princip
V té nejjednodušší formě sestává čtvrtotočný spojovací prvek ze systému FABORY QUICK SYSTEM ze závrtného čepu montovaného do desky pomocí pojistného kroužku a objímky namontované na rámu.

Montáž
Čtvrtotočný spojovací prvek ze systému FABORY QUICK SYSTEM je upevňován stlačením, dokud otočná část nepřekoná spojení, viz údaje o montáži uvedené níže.

Údaje o montáži

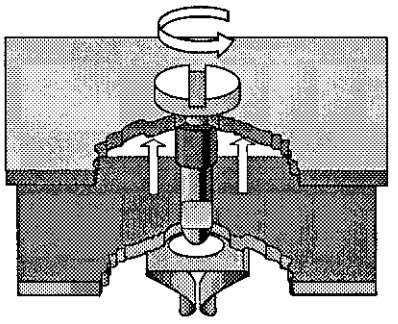

otevřený

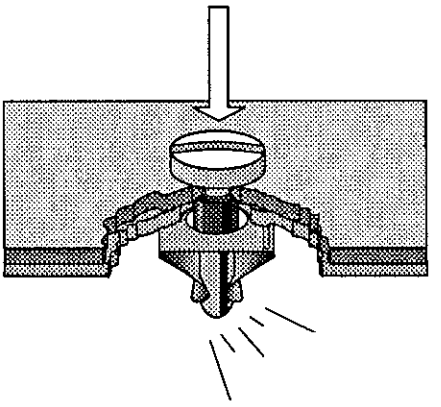

zavřený

Kolík s drážkovanou hlavou

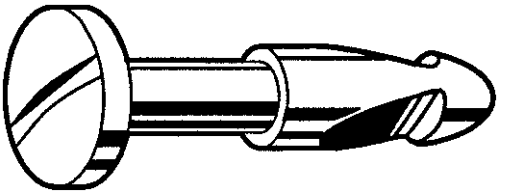

62272 **QUICK SYSTÉM Kolík s drážkovanou hlavou typ D** **S04A**

Materiál Mosaz
Povrchová úprava Poniklované

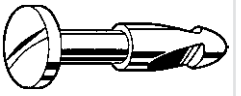

Č.	✉	Kód výrobku	Č.	✉	Kód výrobku	Č.	✉	Kód výrobku
D 0802	25	62272.000.802	D 1107	25	62272.001.107	D 1122	25	62272.001.122
D 0803	25	62272.000.803	D 1108	25	62272.001.108	D 1604	25	62272.001.604
D 0804	25	62272.000.804	D 1109	25	62272.001.109	D 1606	25	62272.001.606
D 0805	25	62272.000.805	D 1110	25	62272.001.110	D 1608	25	62272.001.608
D 0806	25	62272.000.806	D 1111	25	62272.001.111	D 1610	25	62272.001.610
D 0807	25	62272.000.807	D 1112	25	62272.001.112	D 1612	25	62272.001.612
D 0808	25	62272.000.808	D 1114	25	62272.001.114	D 1614	25	62272.001.614
D 1103	25	62272.001.103	D 1116	25	62272.001.116	D 1616	25	62272.001.616
D 1104	25	62272.001.104	D 1118	25	62272.001.118	D 1618	25	62272.001.618
D 1105	25	62272.001.105	D 1120	25	62272.001.120	D 1620	25	62272.001.620
D 1106	25	62272.001.106						

Kolík s křídlatou hlavou

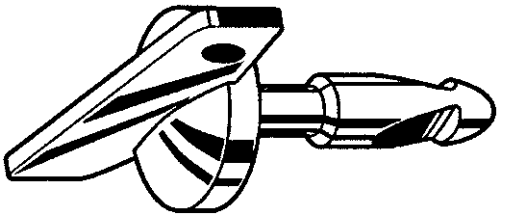

62273 **QUICK SYSTÉM Kolík s křídlatou hlavou typ W** **S04A**

Materiál Mosaz
Povrchová úprava Poniklované

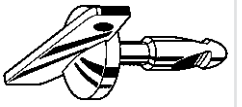

Č.	✉	Kód výrobku	Č.	✉	Kód výrobku	Č.	✉	Kód výrobku
W 0802	25	62273.000.802	W 1107	25	62273.001.107	W 1122	25	62273.001.122
W 0803	25	62273.000.803	W 1108	25	62273.001.108	W 1604	25	62273.001.604
W 0804	25	62273.000.804	W 1109	25	62273.001.109	W 1606	25	62273.001.606
W 0805	25	62273.000.805	W 1110	25	62273.001.110	W 1608	25	62273.001.608
W 0806	25	62273.000.806	W 1111	25	62273.001.111	W 1610	25	62273.001.610
W 0807	25	62273.000.807	W 1112	25	62273.001.112	W 1612	25	62273.001.612
W 0808	25	62273.000.808	W 1114	25	62273.001.114	W 1614	25	62273.001.614
W 1103	25	62273.001.103	W 1116	25	62273.001.116	W 1616	25	62273.001.616
W 1104	25	62273.001.104	W 1118	25	62273.001.118	W 1618	25	62273.001.618
W 1105	25	62273.001.105	W 1120	25	62273.001.120	W 1620	25	62273.001.620
W 1106	25	62273.001.106						

Kolík s vroubkovanou drážkovanou hlavou

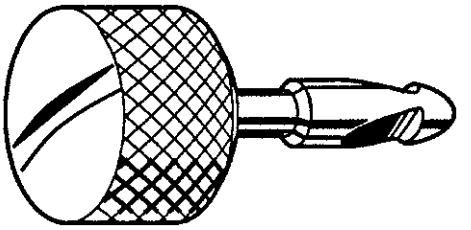

62274 **QUICK SYSTÉM Kolík s vroubkovanou drážkovanou hlavou typ K** **S04A**

Materiál Mosaz
Povrchová úprava Poniklované

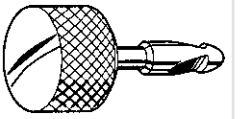

Č.	✉	Kód výrobku	Č.	✉	Kód výrobku	Č.	✉	Kód výrobku
K 0803	25	62274.000.803	K 1107	25	62274.001.107	K 1606	25	62274.001.606
K 0804	25	62274.000.804	K 1108	25	62274.001.108	K 1608	25	62274.001.608
K 0805	25	62274.000.805	K 1110	25	62274.001.110	K 1610	25	62274.001.610
K 0806	25	62274.000.806	K 1112	25	62274.001.112	K 1612	25	62274.001.612
K 0808	25	62274.000.808	K 1114	25	62274.001.114	K 1614	25	62274.001.614
K 1103	25	62274.001.103	K 1116	25	62274.001.116	K 1616	25	62274.001.616
K 1104	25	62274.001.104	K 1118	25	62274.001.118	K 1618	25	62274.001.618
K 1105	25	62274.001.105	K 1120	25	62274.001.120	K 1620	25	62274.001.620
K 1106	25	62274.001.106	K 1122	25	62274.001.122			

Kulový čep



62276 **QUICK SYSTÉM Kulový čep typ KB** **S04A**

Typ	✉	Kód výrobku		
KB 08 M4 S=7	25	62276.408.010	Poniklovaná mosaz	
KB 08 M5 S=11	25	62276.508.020	Poniklovaná mosaz	
KB 08 M5 S=111	25	62276.508.040	Poniklovaná mosaz	
KB 1615 M6X7 S=8	25	62276.616.150	Pozinkovaná ocel, žlutě pasivovaná	
KB 1615 M6X15 S=8	25	62276.616.151	Pozinkovaná ocel, žlutě pasivovaná	

Pojistná podložka

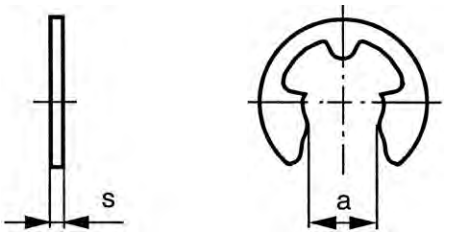

62282	QUICK SYSTÉM Pojistná podložka	S04A
Materiál	Pružinová ocel	

Nom. velikost	✉	Kód výrobku		
2,3MM	25	62282.023.001	• Pojistná podložka (úchytka čepu). • Pružinová ocel, fosfátováno	
4MM	25	62282.040.001	• Pojistná podložka (úchytka čepu). • Pružinová ocel, fosfátováno	
4MM	25	62282.040.002	• Fixační podložka (rychloúchytka). • Pružinová ocel, povlak bronzu a lakováno.	
6MM	25	62282.060.002	• Fixační podložka (rychloúchytka). • Pružinová ocel, povlak bronzu a lakováno.	
8 MM	25	62282.080.001	• Pojistná podložka (úchytka čepu). • Pružinová ocel, fosfátováno	
10MM	25	62282.100.002	• Fixační podložka (rychloúchytka). • Pružinová ocel, povlak bronzu a lakováno.	

Průchodka (pojistný kroužek)

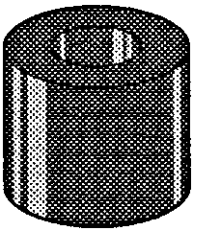

Skupiny produktů

Materiál		Kód	Strana
Neopren	R	62283	10-78
Neopren	RC	62284	10-78

62283 QUICK SYSTÉM Průchodka (pojistný kroužek) typ R — S04A

Materiál Neopren

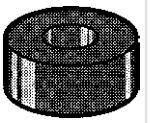

Č.	✉	Kód výrobku	Č.	✉	Kód výrobku	Č.	✉	Kód výrobku
R 1208	25	62283.001.208	R 2511	25	62283.002.511	R 4808	25	62283.004.808
R 1708	25	62283.001.708	R 2516	25	62283.002.516	R 5011	25	62283.005.011
R 1711	25	62283.001.711	R 3208	25	62283.003.208	R 5616	25	62283.005.616
R 1716	25	62283.001.716	R 4011	25	62283.004.011	R 6011	25	62283.006.011
R 2508	25	62283.002.508	R 4016	25	62283.004.016			

62284 QUICK SYSTÉM Průchodka (pojistný kroužek) typ RC — S04A

Materiál Neopren

Č.	✉	Kód výrobku	Č.	✉	Kód výrobku	Č.	✉	Kód výrobku
RC 4008	25	62284.004.008	RC 6011/3	25	62284.060.113	RC 6011/6	25	62284.060.116

- Vhodné pouze pro třídílnou svorku typ CR, viz skupinový kód 62325.

Ochranná podložka

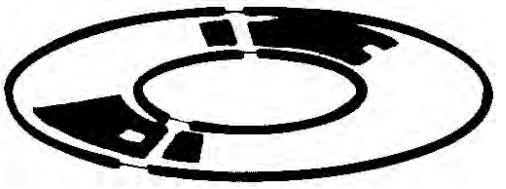

62285	QUICK SYSTÉM Ochranná podložka typ RT	S04A
Materiál	Plast Polyamid (nylon)	
Třída	6	

Č.	✉	Kód výrobku	Č.	✉	Kód výrobku	Č.	✉	Kód výrobku
RT 0208	25	62285.000.208	RT 0211	25	62285.000.211	RT 0216	25	62285.000.216

Těsnící kroužek

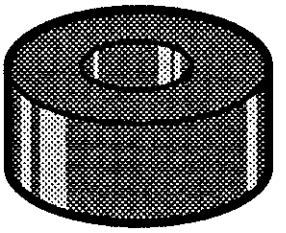

62286	QUICK SYSTÉM Těsnící kroužek typ RW	S04A
Materiál	Neopren	

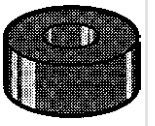

Č.	✉	Kód výrobku	Č.	✉	Kód výrobku	Č.	✉	Kód výrobku
RW 0511	25	62286.000.511	RW 1508	25	62286.001.508	RW 2011	25	62286.002.011
RW 1011	25	62286.001.011	RW 1511	25	62286.001.511	RW 2016	25	62286.002.016

Kuželová pojistná pružina



62302	QUICK SYSTÉM Kuželová pojistná pružina typ KF	S04A
Materiál	Pružinová ocel	

Č.	✉	Kód výrobku	Č.	✉	Kód výrobku	Č.	✉	Kód výrobku
KF 08	25	62302.000.008	KF 11	25	62302.000.011	KF 16	25	62302.000.016

Nýtovací pružný plátek

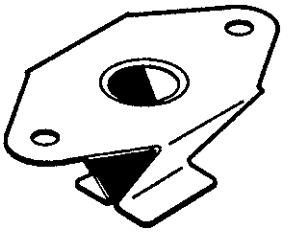

62303	QUICK SYSTÉM Nýtovací pružný plátek	S04A

Č.	✉	Kód výrobku		
C 08/2,6	25	62303.080.001	•	Pozinkovaná ocel.
C 08/19	25	62303.080.002	•	Pozinkovaná ocel.
C 08/2,6	25	62303.080.003	•	Nerez ocel.
C 11	25	62303.110.001	•	Pozinkovaná ocel.
C 11	25	62303.110.002	•	Nerez ocel.
C 16	25	62303.160.001	•	Pozinkovaná ocel.

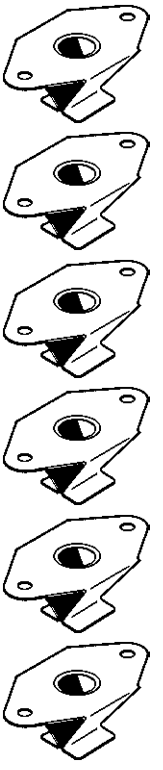

62303	QUICK SYSTÉM Nýtovací pružný plátek				←
Č.	✉	Kód výrobku			
C 16	25	62303.160.002	•	Nerez ocel.	

Navařovací pružný plátek

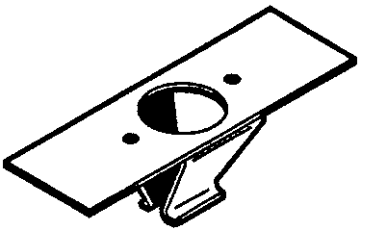

62304	QUICK SYSTÉM Navařovací pružný plátek				S04A
Č.	✉	Kód výrobku			
CP 08	25	62304.000.008	•	Pozinkovaná ocel.	
CP 11	25	62304.000.011	•	Pozinkovaná ocel.	
CP 16	25	62304.000.016	•	Pozinkovaná ocel.	
C 08/MSN	25	62304.080.004	•	Nerez ocel.	

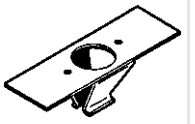

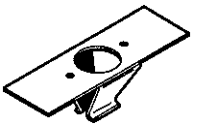

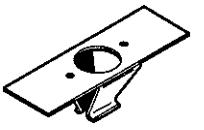

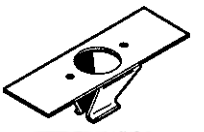

Nástrčná pružná zásuvka



62305 **QUICK SYSTÉM Nástrčná pružná zásuvka** **S04A**

Materiál Ocel
Povrchová úprava Pozinkované

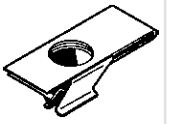

Č.	✉	Kód výrobku		
CS 08/1,4	25	62305.080.001	•	Pro tloušťku rámu: 0,5 - 1,4 mm.
CS 08/3,0	25	62305.080.003	•	Pro tloušťku rámu: 1,5 - 3,0 mm.

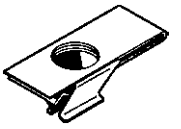

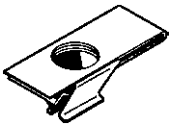

Pružná zásuvka

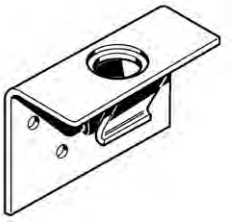

62306 **QUICK SYSTÉM Pružná zásuvka** **S04A**

Materiál Ocel
Povrchová úprava Pozinkované

Typ	✉	Kód výrobku
MSC 08/1	25	62306.080.001
MSCR 08	25	62306.080.002
MSC 11/1	25	62306.110.001
MSCR 11	25	62306.110.002

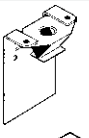

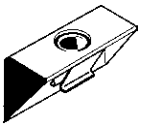

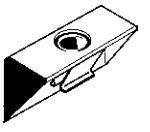

62306	QUICK SYSTÉM Pružná zásuvka		←
Typ	✉	**Kód výrobku**	
MSC 16/1	25	62306.160.001	
MSCR 16	25	62306.160.002	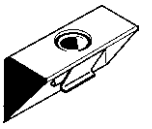

Čelní zásuvka

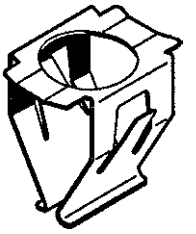

62323	QUICK SYSTÉM Čelní zásuvka				S04A
Materiál	Ocel				
Č.	✉	**Kód výrobku**			
CC 08/1	25	62323.080.001	•	Pozinkovaná ocel	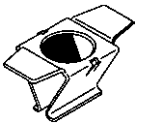
CC 08/2	25	62323.080.002	•	Pozinkovaná ocel	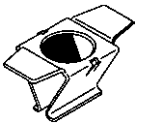
CC 08/3	25	62323.080.003	•	Pozinkovaná ocel	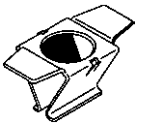
CC 08/4	25	62323.080.004	•	Pozinkovaná ocel	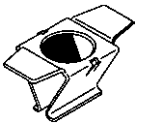
CC 11/1	25	62323.110.001	•	Pozinkovaná ocel	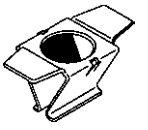
CC 11/2	25	62323.110.002	•	Pozinkovaná ocel	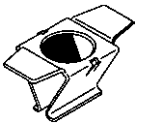
CC 11/3	25	62323.110.003	•	Pozinkovaná ocel	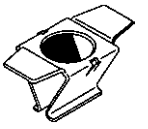
CC 11/4	25	62323.110.004	•	Pozinkovaná ocel	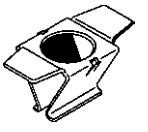

62323	QUICK SYSTÉM Čelní zásuvka				←
Č.	✉	Kód výrobku			
CX11/15	25	62323.110.015	•	Nerez ocel	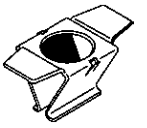
CX11/20	25	62323.110.020	•	Nerez ocel	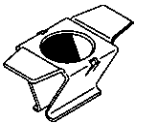
CX11/25	25	62323.110.025	•	Nerez ocel	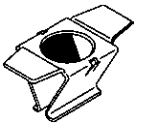
CC 16/1	25	62323.160.001	•	Pozinkovaná ocel	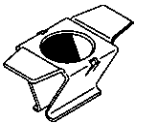
CC 16/2	25	62323.160.002	•	Pozinkovaná ocel	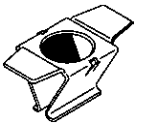
CC 16/3	25	62323.160.003	•	Pozinkovaná ocel	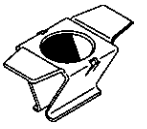
CC 16/4	25	62323.160.004	•	Pozinkovaná ocel	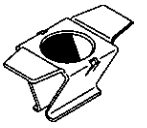

Třídílná svorka



62325 **QUICK SYSTÉM Třídílná svorka, Type CR** **S04A**

Č.	✉	Kód výrobku	Č.	✉	Kód výrobku	Č.	✉	Kód výrobku
CR1008	25	62325.001.008	CR2008	25	62325.002.008	CR2011	25	62325.002.011
CR1508	25	62325.001.508						

- Nerez ocel / ocel s neoprenovým kroužkem.
- Pro pojistný kroužek typ RC, viz skupinu výrobků 62284.

Chraňte poháry

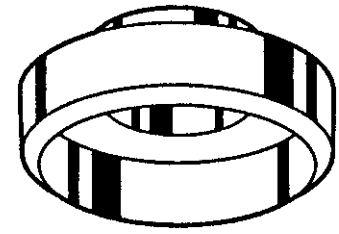

62332 **QUICK SYSTÉM Ochranný vymezovač typ TA/TAR** **S04A**

Barva Rozmanitá

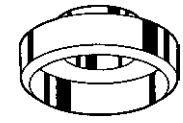

Typ	✉	Kód výrobku		
TA 08	25	62332.080.001	•	Poniklovaná mosaz.
TAR 08	25	62332.080.002	•	Černý plast.
TA 11	25	62332.110.001	•	Poniklovaná mosaz.
TA 16	25	62332.160.001	•	Poniklovaná mosaz.
TAR 16	25	62332.160.002	•	Černý plast.

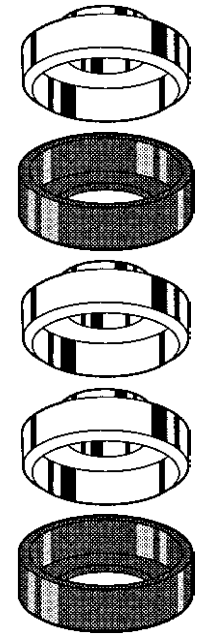

Vložka typ C

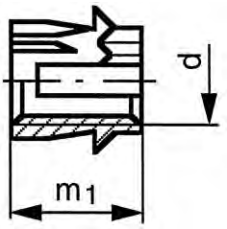



Technické údaje

d	m_1	P	Vrták ø	d	m_1	P	Vrták ø
M3	5	0.5	4.7	M5	6	0.8	6.8
M4	5	0.7	5.6	M6	7	1	7.7

- Speciální vlastnosti vložek:
- Velmi vhodné pro rychlé a efektivní vybavení měkkých materiálů, např. plastů, dřeva, dřevotřísky a hliníku, pevným ISO metrickým závitem.
- Během montáže dojde k zaseknutí zubů do stěny otvoru.
- Spoj je samosvorný vůči vibracím a rázům.
- Typ C s jednou řadou zubů je doporučen pro menší síly a méně častou demontáž.

64010 Vložka typ C **N07A**

Závit Metrický závit
Materiál Mosaz

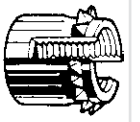

d	✉	Kód výrobku	d	✉	Kód výrobku	d	✉	Kód výrobku
M3	200	64010.030.001	M5	100	64010.050.001	M6	100	64010.060.001
M4	200	64010.040.001						

Vložka typ D

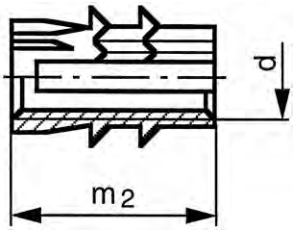

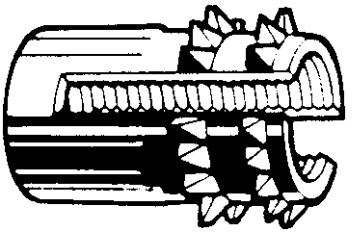

Technické údaje

d	m_2	P	Vrták ø	d	m_2	P	Vrták ø
M3	9.5	0.5	4.7	M6	9	1	7.7
M4	9.5	0.7	5.6	M8	10	1.25	9.6
M5	9.5	0.8	6.8				

- Speciální vlastnosti vložek:
- Velmi vhodné pro rychlé a efektivní vybavení měkkých materiálů, např. plastů, dřeva, dřevotřísky a hliníku, pevným ISO metrickým závitem.
- Během montáže dojde k zaseknutí zubů do stěny otvoru.
- Spoj je samosvorný vůči vibracím a rázům.
- Typ D se dvěma řadami zubů lze použít do dřeva, pro větší síly a častější demontáž.

64050 Vložka typ D **N07A**

Závit Metrický závit
Materiál Mosaz

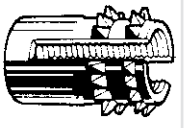

d	✉	Kód výrobku	d	✉	Kód výrobku	d	✉	Kód výrobku
M3	200	64050.030.001	M5	100	64050.050.001	M8	100	64050.080.001
M4	200	64050.040.001	M6	100	64050.060.001			

Vložka typ E

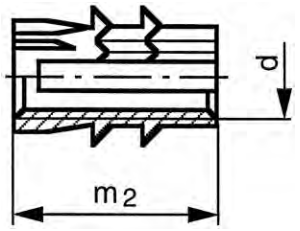

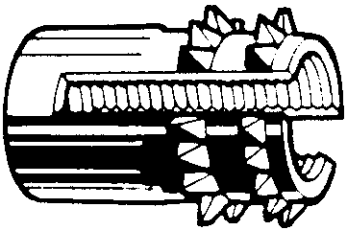

Technické údaje

d	m_2	P	Vrták ø
M3	8	0.5	4.7
M4	8	0.7	5.6

Speciální vlastnosti vložek:
- vložky s ISO-metrickým závitem zpevňují měkké materiály jako plast, dřevo, dřevotřísku a hliník, rychle a efektivně
- při montáži dochází k upevnění zubů do stěny otvoru
- spojení je samopojistné proti vibracím a otřesům
- Typ E (kratší verze typu D) s dvěma řadami zubů lze použít pro dřevo, větší síly a opakovanou demontáž

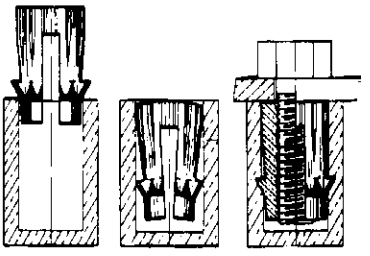

64030 **Vložka typ E** **N07A**

Závit Metrický závit
Materiál Mosaz

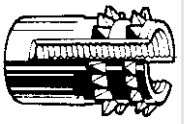

d	✉	Kód výrobku	d	✉	Kód výrobku
M3	200	64030.030.001	M4	200	64030.040.001

Závitová vložka typ 530

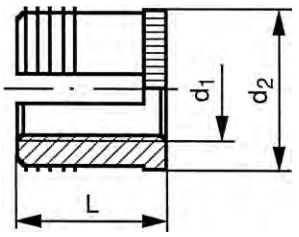

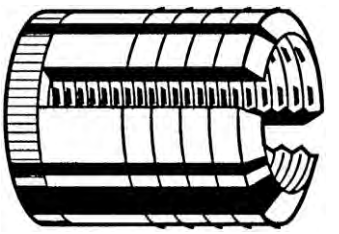

Technické údaje

d_1	d_2	L	P	Vrták ø
M3	4.3	4.8	0.5	4
M4	5.9	8	0.7	5.6
M5	6.7	9.5	0.8	6.4
M6	8.3	12.7	1	8
M8	9.9	12.7	1.25	9.5

- Doporučuje se stanovit přesný průměr otvoru na základě testu.

71570 **Závitová vložka typ 530** **N07A**

Závit Metrický závit
Materiál Mosaz

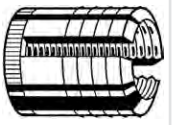

d_1	✉	Kód výrobku	d_1	✉	Kód výrobku	d_1	✉	Kód výrobku
M3	200	71570.030.001	M5	100	71570.050.001	M8	100	71570.080.001
M4	200	71570.040.001	M6	100	71570.060.001			

Natloukací matice do dřeva

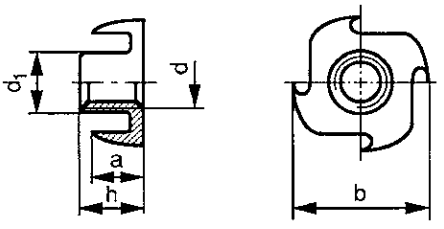



Technické údaje

d	a	b	d_1	h	P
M3	3.5	13	4.3	5	0.5
M4	4.5	15	5	8	0.7
M5	5.5	17	6.3	8	0.8
M6	7	19	7.3	9	1
M8	7.5	22	9.7	11	1.25
M10	9	25	11.9	12	1.5
M12	9.5	27	13.7	14.5	1.75

Skupiny produktů

Závit	Materiál	Povrchová úprava	Kód	Strana
M	Oc		14100	10-89
M	Oc	Zn	14110	10-89

14100 **Natloukací matice do dřeva** **F01F**

Závit Metrický závit
Materiál Ocel

d	✉	Kód výrobku	d	✉	Kód výrobku	d	✉	Kód výrobku
M4	500	14100.040.001	M6	500	14100.060.001	M10	250	14100.100.001
M5	500	14100.050.001	M8	500	14100.080.001			

14110 **Natloukací matice do dřeva** **F01F**

Závit Metrický závit
Materiál Ocel
Povrchová úprava Pozinkované

d	✉	Kód výrobku	d	✉	Kód výrobku	d	✉	Kód výrobku
M4	500	14110.040.001	M6	500	14110.060.001	M10	250	14110.100.001
M5	500	14110.050.001	M8	500	14110.080.001	M12	100	14110.120.001

Závitová vložka s vnitřním šestihranem

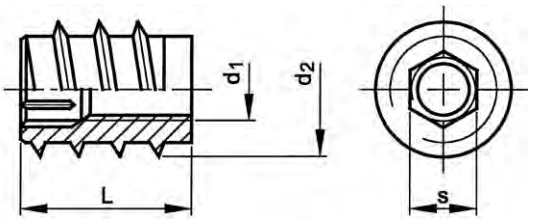

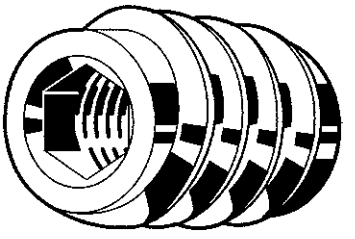

Technické údaje

d_1	d_2	Otvor ø , měkké dřevo	Otvor ø , tvrdé dřevo	P	s
M4	8	6.6-6.9	6.9-7.2	0.7	4
M5	10	8.4-8.9	8.7-9.2	0.8	5
M6	12	10.0-10.4	10.2-10.8	1	6
M8	14	12.0-12.4	12.2-12.8	1.25	8
M8x23	16	14.0-14.5	14.2-14.8	1.25	8
M10	18.5	16.2-16.7	16.7-17.2	1.5	10

- Doporučuje se stanovit přesný průměr otvoru na základě testu.

Skupiny produktů

Závit	Materiál	Povrchová úprava		Kód	Strana
M	Oc	Zn		14439	10-89
M	Oc	Zn	s nákružkem	14440	10-90

14439 **Závitová vložka s vnitřním šestihranem typ SK** **F01F**

Závit Metrický závit
Materiál Ocel
Povrchová úprava Pozinkované

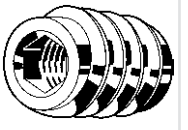

d_1 x L	✉	Kód výrobku	d_1 x L	✉	Kód výrobku	d_1 x L	✉	Kód výrobku
M4X10	100	14439.040.010	M6X12	100	14439.060.012	M8X15	100	14439.080.015
			M6X15	100	14439.060.015	M8X23	100	14439.080.023
M5X12	100	14439.050.012	M6X20	100	14439.060.020			
						M10X25	100	14439.100.025

14440 **Závitová vložka s vnitřním šestihranem a nákružkem, typ SKD** **F01F**

Závit Metrický závit
Materiál Ocel
Povrchová úprava Pozinkované

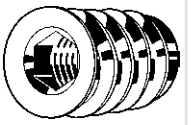

d_1 x L	✉	Kód výrobku	d_1 x L	✉	Kód výrobku	d_1 x L	✉	Kód výrobku
M4X10	100	14440.040.010	M6X15	100	14440.060.015	M8X18	100	14440.080.018
			M6X18	100	14440.060.018			
M5X12	100	14440.050.012				M10X20	100	14440.100.020

Závitová vložka s drážkou

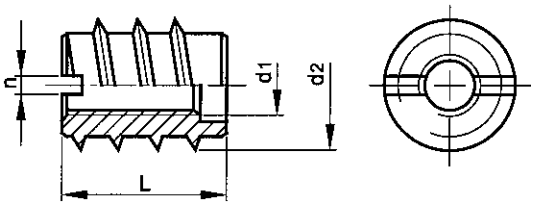

DIN 7965

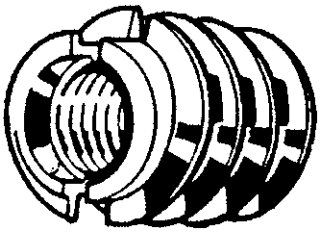

Technické údaje

d_1	d_2	n	Otvor ø , měkké dřevo	Otvor ø , tvrdé dřevo	P
M3	6	1	4.6-4.9	4.9-5.2	0.5
M4	8	1.2	5.7-6.1	6.1-6.6	0.7
M5	10	1.6	7.6-8.0	8.0-8.5	0.8
M6	12	2	9.4-9.9	9.9-10.4	1
M8x15 (≠DIN)	14	2.5	11.4-11.9	11.9-12.4	1.25
M8x18	16	2.5	12.6-13.3	13.3-14.0	1.25
M10	18.5	3	15.1-15.8	15.8-16.5	1.5
M12	22	3	18.3-19.0	19.0-19.8	1.75

- Doporučuje se stanovit přesný průměr otvoru na základě testu.

14410 **Závitová vložka s drážkou typ A** **F01F**

Závit Metrický závit
Materiál Ocel

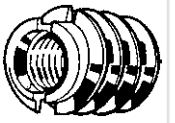

d_1 x L	✉	Kód výrobku	d_1 x L	✉	Kód výrobku	d_1 x L	✉	Kód výrobku
M3X8	100	14410.030.008	M5X12	100	14410.050.012	M8X18	100	14410.080.018
M4X8	100	14410.040.008	M6X12	100	14410.060.012	M10X20	100	14410.100.020
M4X10	100	14410.040.010	M6X15	100	14410.060.015	M10X25	100	14410.100.025
M4X12	100	14410.040.012						
			M8X15	100	14410.080.014	M12X30	100	14410.120.030

Závitová vložka s vnitřním šestihranem a nákružkem

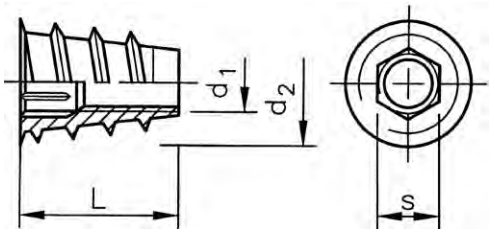

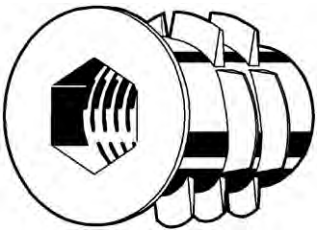

Technické údaje

d_1	d_2	Otvor ø (max.)	Otvor ø (min.)	P	s
M4	8.5	6	5.7	0.7	4
M5	11.5	8	7.7	0.8	5
M6	12.5	9	8.7	1	6
M8	14.5	11	10.7	1.25	8
M10	16	12.5	12.2	1.5	10

- Doporučuje se stanovit přesný průměr otvoru na základě testu.

14446 **Závitová vložka s vnitřním šestihranem a nákružkem typ SKDZ** **F01F**

Závit Metrický závit
Materiál Zinkdruckguß
Povrchová úprava Pozinkované žlutě pasivované

d_1 x L	✉	Kód výrobku	d_1 x L	✉	Kód výrobku	d_1 x L	✉	Kód výrobku
M4X10	100	14446.040.010	M6X10	100	14446.060.010	M8X25	100	14446.080.025
			M6X13	100	14446.060.013			
M5X10	100	14446.050.010				M10X13	100	14446.100.013
M5X13	100	14446.050.013	M8X13	100	14446.080.013	M10X25	100	14446.100.025

Zarážecí vložka s nákružkem

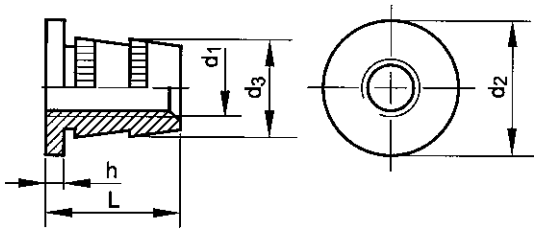

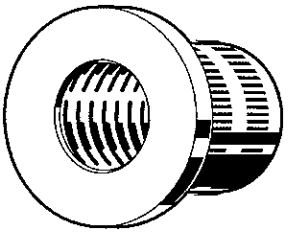

Technické údaje

d_1	d_2	d_3	h	L	P
M4	8	5.5	1	8	0.7
M5	10	6.5	1.3	10	0.8
M6	12	8.5	1.5	12	1
M8	15	10.5	2	12	1.25
M10	18.5	12.5	2	12	1.5

- Doporučuje se stanovit přesný průměr otvoru na základě testu.

14444 **Zarážecí vložka s nákružkem typ TS** **F01F**

Závit Metrický závit
Materiál Ocel
Povrchová úprava Pozinkované

RoHS

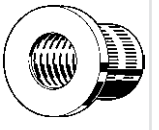

d_1	✉	Kód výrobku	d_1	✉	Kód výrobku	d_1	✉	Kód výrobku
M4	100	14444.040.001	M6	100	14444.060.001	M10	100	14444.100.001
M5	100	14444.050.001	M8	100	14444.080.001			

Rýhovaná matice

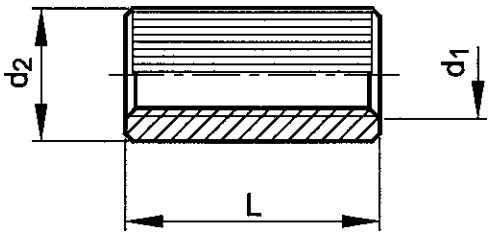

14443 **Rýhovaná matice typ RM** **F01F**

Závit	Metrický závit
Materiál	Ocel
Povrchová úprava	Pozinkované

d_1 x d_2 x L	✉	Kód výrobku	d_1 x d_2 x L	✉	Kód výrobku
M6x10x15	100	14443.060.015	M6x10x18	100	14443.060.018

Kolíková matice s vnitřním šestihranem

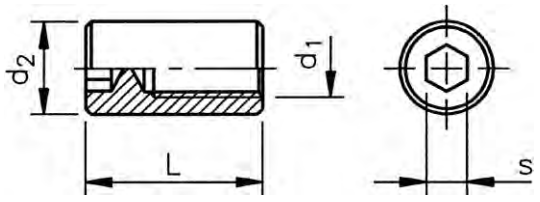

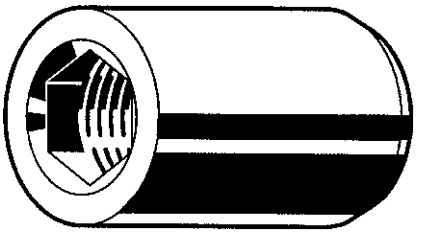

14445 **Kolíková matice s vnitřním šestihranem typ RSK** **F01F**

Závit	Metrický závit
Materiál	Ocel
Povrchová úprava	Pozinkované

d_1 x d_2 x L	✉	Kód výrobku	d_1 x d_2 x L	✉	Kód výrobku
M6x10x16 (s=5)	100	14445.060.016	M6x10x20 (s=5)	100	14445.060.020

Zátka s plochou hlavou a vnitřním šestihranem

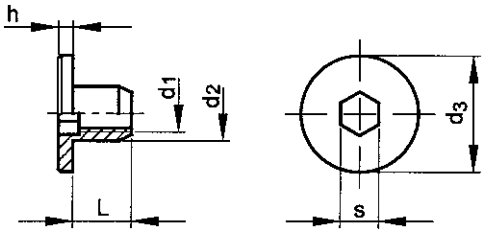

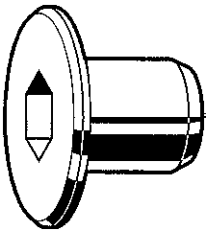

Technické údaje

d_1	d_2	d_3	h	P	s
M6	9	15	2	1	5
M8	10	20	2	1.25	5

Skupiny produktů

Závit	Typ drážky	Materiál	Povrchová úprava	Kód	Strana
M	S vnitřním šestihranem	Oc	Ni.	14456	10-93
M	S vnitřním šestihranem	Br	Ni.	14483	10-93

14456 **Zátka s plochou hlavou a vnitřním šestihranem typ RF** **F01F**

Závit Metrický závit
Materiál Ocel
Povrchová úprava Poniklované

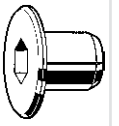

d_1 x L	✉	Kód výrobku
M6x12	100	14456.060.001

14483 **Zátka s plochou hlavou a vnitřním šestihranem typ RF** **F01F**

Závit Metrický závit
Materiál Mosaz
Povrchová úprava Poniklované

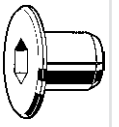

d_1 x L	✉	Kód výrobku	d_1 x L	✉	Kód výrobku
M6x10	100	14483.060.001	M8x10	100	14483.080.001

Zátka s čočkovou hlavou a vnitřním šestihranem

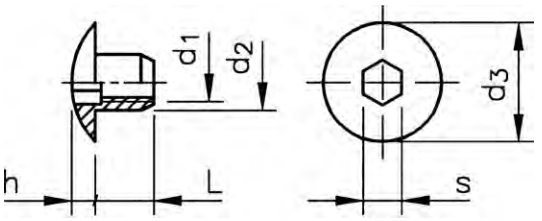

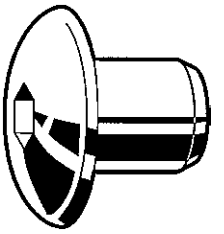

Technické údaje

d_1	d_2	d_3	h	P	s
M6	9	15	3.5	1	5
M8	10	20	3	1.25	5

Skupiny produktů

Závit	Typ drážky	Materiál	Povrchová úprava	Kód	Strana
M	S vnitřním šestihranem	Oc	Ni.	14457	10-94
M	S vnitřním šestihranem	Br	Ni.	14484	10-94

14457 Zátka s čočkovou hlavou a vnitřním šestihranem typ RT — F01F

Závit Metrický závit
Materiál Ocel
Povrchová úprava Poniklované

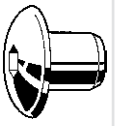

d_1 x L	✉	Kód výrobku
M6x12	100	14457.060.001

14484 Zátka s čočkovou hlavou a vnitřním šestihranem typ RT — F01F

Závit Metrický závit
Materiál Mosaz
Povrchová úprava Poniklované

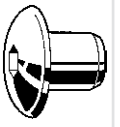

d_1 x L	✉	Kód výrobku	d_1 x L	✉	Kód výrobku
M6x10	100	14484.060.001	M8x10	100	14484.080.001

Šroub s plochou hlavou a vnitřním šestihranem

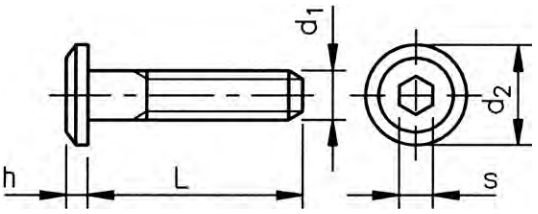



Technické údaje

d_1	d_2	h	P	s
M6	15	2.5	1	4

14441 **Šroub s plochou hlavou a vnitřním šestihranem KF** **H09A**

Závit Metrický závit
Materiál Ocel
Povrchová úprava Pozinkované

d_1 x L	✉	Kód výrobku	d_1 x L	✉	Kód výrobku	d_1 x L	✉	Kód výrobku
M6X12	100	14441.060.012	M6X35	100	14441.060.035	M6X70	100	14441.060.070
M6X16	100	14441.060.016	M6X40	100	14441.060.040	M6X80	100	14441.060.080
M6X20	100	14441.060.020	M6X45	100	14441.060.045	M6X90	100	14441.060.090
M6X25	100	14441.060.025	M6X50	100	14441.060.050	M6X100	100	14441.060.100
M6X30	100	14441.060.030	M6X60	100	14441.060.060			

Šroub s oválnou hlavou a vnitřním šestihranem

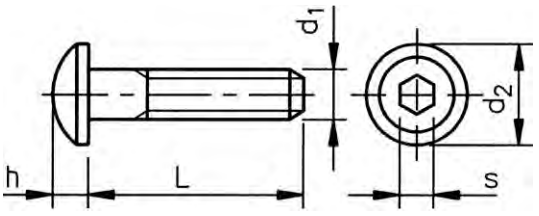



Technické údaje

d_1	d_2	h	P	s
M6	15	3.3	1	4

14442 **Šroub s oválnou hlavou a vnitřním šestihranem typ KT** **H09A**

Závit Metrický závit
Materiál Ocel
Povrchová úprava Pozinkované

d_1 x L	✉	Kód výrobku	d_1 x L	✉	Kód výrobku	d_1 x L	✉	Kód výrobku
M6X12	100	14442.060.012	M6X35	100	14442.060.035	M6X70	100	14442.060.070
M6X16	100	14442.060.016	M6X40	100	14442.060.040	M6X80	100	14442.060.080
M6X20	100	14442.060.020	M6X45	100	14442.060.045	M6X90	100	14442.060.090
M6X25	100	14442.060.025	M6X50	100	14442.060.050	M6X100	100	14442.060.100
M6X30	100	14442.060.030	M6X60	100	14442.060.060			

Rohový šroub s vnitřním šestihranem

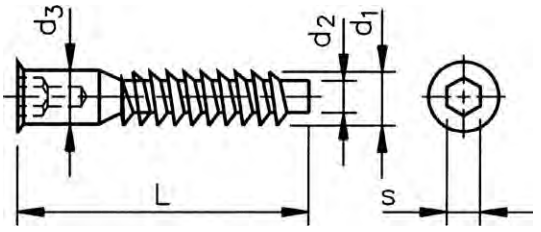

Technické údaje

d_1	d_2	d_3	s	Vrták ø
7	4.5	7	4	4.5

14451 **Rohový šroub s vnitřním šestihranem** **H09A**

Materiál Ocel
Povrchová úprava Pozinkované

d_1 x L	✉	Kód výrobku
7X50MM	200	14451.070.050

Křížový kolík s drážkou

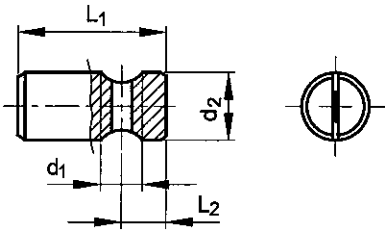

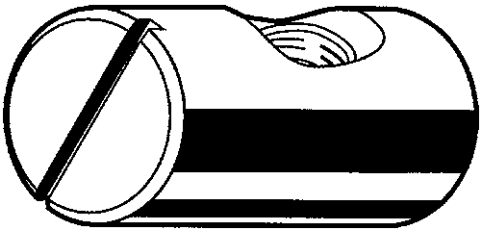

Technické údaje

d_1 x L_1	d_2	L_2	P	d_1 x L_1	d_2	L_2	P
M6x12	10	6	1	M6x17	10	6	1
M6x14	10	6	1	M6x20	10	10	1
M6x15	10	6	1	M6x25	10	12.5	1

14450 **Křížový kolík s drážkou typ Q** **F01F**

Závit Metrický závit
Materiál Ocel
Povrchová úprava Pozinkované

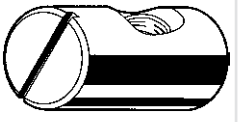

10

d_1 x L_1	✉	Kód výrobku	d_1 x L_1	✉	Kód výrobku	d_1 x L_1	✉	Kód výrobku
M6X12	100	14450.060.012	M6X15	100	14450.060.015	M6X20	100	14450.060.020
M6X14	100	14450.060.014	M6X17	100	14450.060.017	M6X25	100	14450.060.025

Misková podložka otevřená

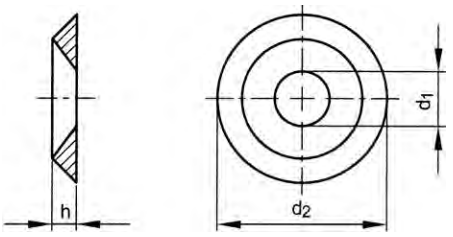



Technické údaje

Nom. velikost d_1	d_2	h	Pro šroub ø
3.2	9	1.9	2.5-3
4	11	2.3	3.5-4
4.8	13	2.7	4-4.5
5.5	15	3.2	5
6.6	17	3.2	5.5-6
7.4	20	4	7

Příklad použití

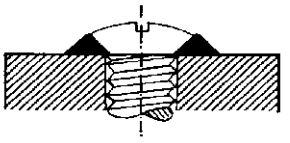

Skupiny produktů

Materiál	Povrchová úprava	Kód	Strana
NO A2		51350	10-97
Br		50230	10-97
Br	Ni.	50260	10-97

51350 Misková podložka otevřená — R09A

Materiál Nerezocel A2

Nom. velikost d_1	✉	Kód výrobku	Nom. velikost d_1	✉	Kód výrobku	Nom. velikost d_1	✉	Kód výrobku
3,2MM	250	51350.032.001	4,8MM	250	51350.048.001	6,6MM	200	51350.066.001
4,0MM	250	51350.040.001	5,5MM	200	51350.055.001	7,4MM	200	51350.074.001

50230 Misková podložka otevřená — M11F

Materiál Mosaz

Nom. velikost d_1	✉	Kód výrobku	Nom. velikost d_1	✉	Kód výrobku	Nom. velikost d_1	✉	Kód výrobku
3,2MM	250	50230.032.001	4,8MM	250	50230.048.001	6,6MM	200	50230.066.001
4,0MM	250	50230.040.001	5,5MM	200	50230.055.001	7,4MM	200	50230.074.001

50260 Misková podložka otevřená — M11F

Materiál Mosaz
Povrchová úprava Poniklované

Nom. velikost d_1	✉	Kód výrobku	Nom. velikost d_1	✉	Kód výrobku	Nom. velikost d_1	✉	Kód výrobku
3,2MM	250	50260.032.001	4,8MM	250	50260.048.001	6,6MM	200	50260.066.001
4,0MM	250	50260.040.001	5,5MM	200	50260.055.001	7,4MM	200	50260.074.001

Misková podložka uzavřená

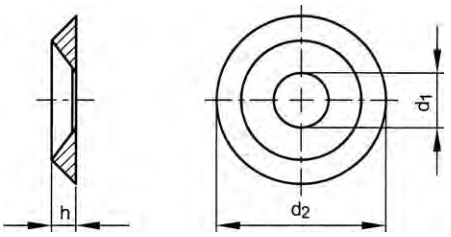

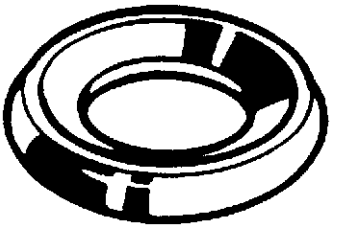

Technické údaje

Nom. velikost d_1	d_2	h	Pro samořezný šroub	Pro šroub
4	9	2	ST2.9	M3
5	11	2.3	ST4.2	M4
6	13	2.5	ST4.8	M5

50280 **Misková podložka uzavřená** **M11F**

Materiál Mosaz
Povrchová úprava Poniklované

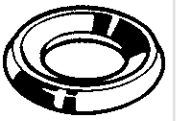

Nom. velikost d_1	✉	Kód výrobku	Nom. velikost d_1	✉	Kód výrobku	Nom. velikost d_1	✉	Kód výrobku
4,0MM	250	50280.040.001	5,0MM	250	50280.050.001	6,0MM	150	50280.060.001

Podložka pro šroub se zápustnou hlavou 90°

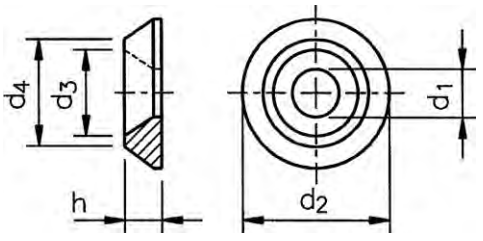

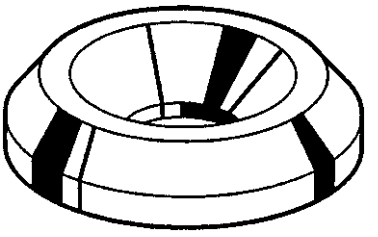

Technické údaje

Pro nom. velikost d_1	d_1 (min.)	d_2 (max.)	d_3 (min.)	d_4	h (min.)
M4	4.3	14	8.6	9.5	2.3
M5	5.3	16	10.4	11.5	2.8
M6	6.4	18	12.4	13.5	3.3
M8	8.4	25	16.4	17.5	4.8

45140 **Podložka pro šroub se zápustnou hlavou 90°** **W01A**

Materiál Hliník

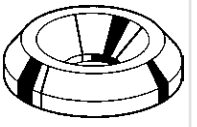

Pro nom. velikost d_1	✉	Kód výrobku	Pro nom. velikost d_1	✉	Kód výrobku	Pro nom. velikost d_1	✉	Kód výrobku
M4	100	45140.040.001	M6	100	45140.060.001	M8	100	45140.080.001
M5	100	45140.050.001						

Soustružené podložky vypouklé

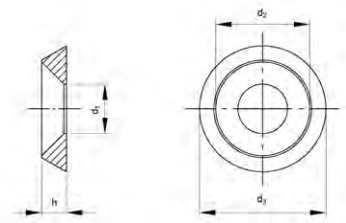

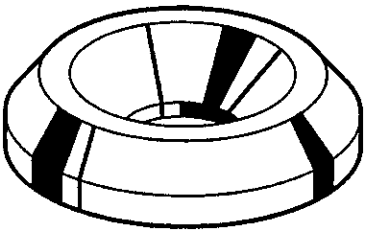

Technické údaje

d	d_1	d_2	d_3	h
M3	3.5	6.5	9	2
M4	4.5	8	11	2.5
M5	5.5	10	14	3
M6	7	12	16	4
M8	9	16	22	5
M10	11	20	28	6
M12	14	24	32	6.5

Skupiny produktů

Materiál	Kód	Strana
NO A1	51546	10-99
NO A4	55350	10-99

51546 **Soustružené podložky vypouklé** **R09A**

Materiál Nerezocel A1

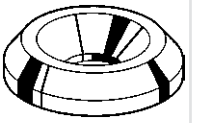

Pro nom. velikost d_1	✉	Kód výrobku	Pro nom. velikost d_1	✉	Kód výrobku	Pro nom. velikost d_1	✉	Kód výrobku
M3	100	51546.030.001	M6	100	51546.060.001	M10*	50	51546.100.001
M4	100	51546.040.001	M8	100	51546.080.001	M12*	50	51546.120.001
M5	100	51546.050.001						

55350 **Soustružené podložky vypouklé** **R05A**

Materiál Nerezocel A4

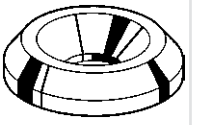

Pro nom. velikost d_1	✉	Kód výrobku	Pro nom. velikost d_1	✉	Kód výrobku	Pro nom. velikost d_1	✉	Kód výrobku
M3*	200	55350.030.001	M6*	100	55350.060.001	M10*	50	55350.100.001
M4*	200	55350.040.001	M8*	100	55350.080.001	M12*	50	55350.120.001
M5*	200	55350.050.001						

Pouzdro matice

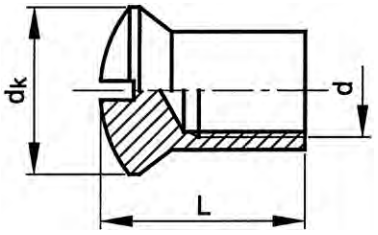

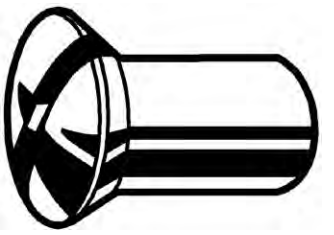

Technické údaje

d	P
M4	0.7
M5	0.8
M6	1
M8	1.25

Skupiny produktů

Závit	Materiál	Povrchová úprava	Kód	Strana
M	Br	Ni.	47796	10-100
M	NO A1		51212	10-100
M	NO A4		55212	10-100

47796 Pouzdro matice — M01D

Závit Metrický závit
Materiál Mosaz
Povrchová úprava Poniklované

d x d_k x L	✉	Kód výrobku	d x d_k x L	✉	Kód výrobku	d x d_k x L	✉	Kód výrobku
M4X7X12	100	47796.040.012	M5X9X15	100	47796.050.015	M6X10X20	100	47796.060.020
M4X7X14	100	47796.040.014	M5X9X20	100	47796.050.020	M8X15X15	100	47796.080.015
M4X7X20	100	47796.040.020	M6X12X14	100	47796.060.014	M8X15X20	100	47796.080.020
M5X9X10	100	47796.050.010	M6X10X15	100	47796.060.015	M8X15X25	100	47796.080.025

51212 Pouzdro matice — R05A

Závit Metrický závit
Materiál Nerezocel A1

RoHS

d x d_k x L	✉	Kód výrobku	d x d_k x L	✉	Kód výrobku	d x d_k x L	✉	Kód výrobku
M4X7X12*	100	51212.040.012	M6X10X15*	100	51212.060.015	M8X15X20*	100	51212.080.020
M5X9X15*	100	51212.050.015						

55212 Pouzdro matice — R45A

Závit Metrický závit
Materiál Nerezocel A4

RoHS

d x d_k x L	✉	Kód výrobku	d x d_k x L	✉	Kód výrobku	d x d_k x L	✉	Kód výrobku
M4X7X12*	100	55212.040.012	M6X10X15*	100	55212.060.015	M8X15X20*	100	55212.080.020
M5X9X15*	100	55212.050.015						

Knihařská matice

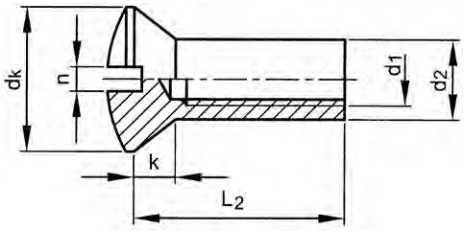



Technické údaje

d_1	d_2	d_k	k (max.)	n	P
M4	5	7.5	2.2	1	0.7

Skupiny produktů

Závit	Materiál	Povrchová úprava	Kód	Strana
M	Br		47780	10-101
M	Br	Ni.	47790	10-101

47780 Knihařská matice **M11D**

Závit Metrický závit
Materiál Mosaz

RoHS



d_1 x L_2	✉	Kód výrobku
M4X22	250	47780.040.022

47790 Knihařská matice **M11D**

Závit Metrický závit
Materiál Mosaz
Povrchová úprava Poniklované



d_1 x L_2	✉	Kód výrobku
M4X22	250	47790.040.022

Knihařský šroub

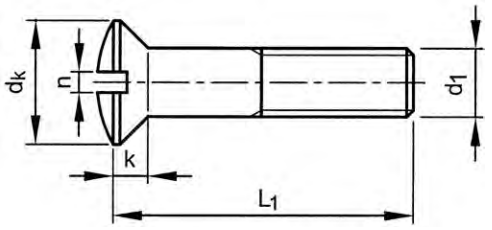

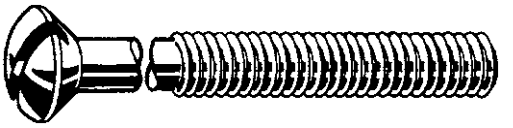

Technické údaje

d_1	d_k	k (max.)	n	P
M4	7.5	2.2	1	0.7

Skupiny produktů

Závit	Materiál	Povrchová úprava	Kód	Strana
M	Oc	Ni.	47720	10-102
M	Br	Ni.	47750	10-102

47720 Knihařský šroub **M11D**

Závit Metrický závit
Materiál Ocel
Povrchová úprava Poniklované

d_1 x L_1	✉	Kód výrobku	d_1 x L_1	✉	Kód výrobku	d_1 x L_1	✉	Kód výrobku
M4X38	250	47720.040.038	M4X45	250	47720.040.045	M4X55	250	47720.040.055

47750 Knihařský šroub **M11D**

Závit Metrický závit
Materiál Mosaz
Povrchová úprava Poniklované

d_1 x L_1	✉	Kód výrobku	d_1 x L_1	✉	Kód výrobku
M4X38	250	47750.040.038	M4X45	250	47750.040.045

Knihařské šrouby

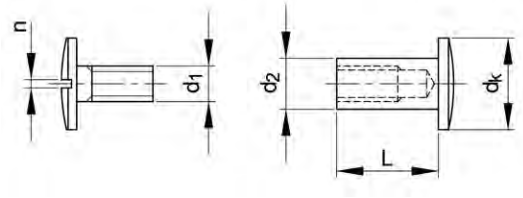

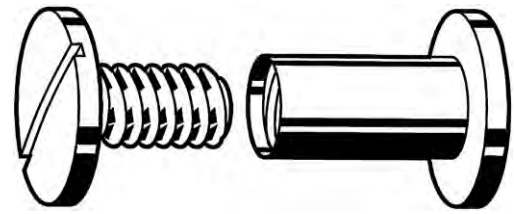

Technické údaje

d_1	d_2	d_k	n	P
M3.5	5	9	0.8	0.6

47711 **Knihařské šrouby** **M11D**

Materiál Mosaz

d_1 x L	✉	Kód výrobku	d_1 x L	✉	Kód výrobku	d_1 x L	✉	Kód výrobku
M3,5X10	100	47711.035.010	M3,5X25	50	47711.035.025	M3,5X50	25	47711.035.050
M3,5X15	100	47711.035.015	M3,5X30	50	47711.035.030	M3,5X60	25	47711.035.060
M3,5X20	100	47711.035.020	M3,5X40	25	47711.035.040			

Prodloužení pro knihařské šrouby

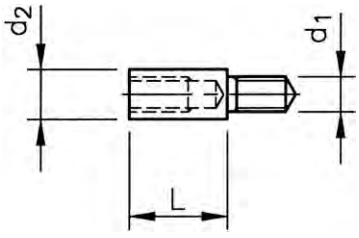

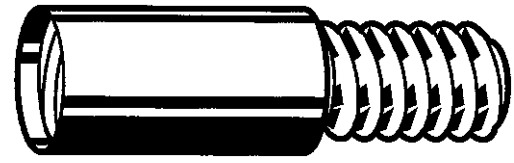

Technické údaje

L	d_1	d_2	P
10	M3.5	5	0.6
15	M3.5	5	0.6

47715 **Prodloužení pro knihařské šrouby** **M11D**

Závit Metrický závit
Materiál Mosaz

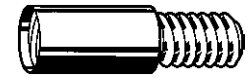

L	✉	Kód výrobku	L	✉	Kód výrobku
10MM	100	47715.000.010	15MM	100	47715.000.015

Vazací šroub

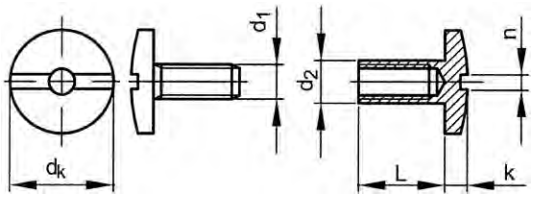

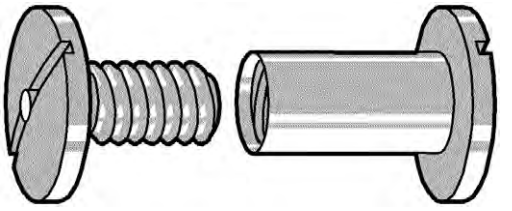

Technické údaje

d_1	d_2	d_k	k	n	P
M4	5	12	2.6	1.8	0.7

56480 **Vazací šroub** **W02A**

Závit	Metrický závit
Materiál	Plast Polyester
Barva	Bílá

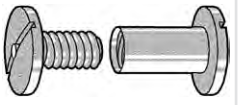

L	✉	Kód výrobku	L	✉	Kód výrobku	L	✉	Kód výrobku
6MM	100	56480.060.001	25MM	50	56480.250.001	60MM	50	56480.600.001
8MM	100	56480.080.001	30MM	50	56480.300.001	70MM	25	56480.700.001
10MM	100	56480.100.001	35MM	50	56480.350.001	80MM	25	56480.800.001
15MM	50	56480.160.001	40MM	50	56480.400.001	90MM	25	56480.900.001
20MM	50	56480.200.001	50MM	50	56480.500.001			

Zátka do trubky kulatá

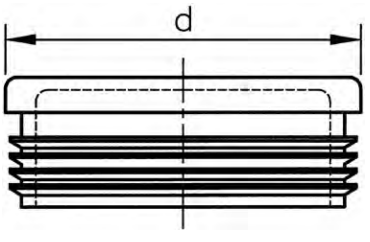



56792 **Zátka do trubky kulatá** **W05F**

Materiál	Plast Polyester
Barva	Černá

d (t)	✉	Kód výrobku	d (t)	✉	Kód výrobku	d (t)	✉	Kód výrobku
12MM (1-2mm)	25	56792.120.001	23MM (0,8-2,5mm)	25	56792.230.001	36MM (1-3mm)	25	56792.360.001
13MM (1-2mm)	25	56792.130.001	24MM (1-2,5mm)	25	56792.240.001	37MM (1-3mm)	25	56792.370.001
14MM (1-2mm)	25	56792.140.001	25MM (1-2mm)	25	56792.250.001	38MM (1-2mm)	25	56792.380.001
15MM (0,8-2mm)	25	56792.150.001	26MM (1-3mm)	25	56792.260.001	40MM (1-2mm)	25	56792.400.001
16MM (1-2mm)	25	56792.160.001	27MM (1-3mm)	25	56792.270.001	42MM (1-2mm)	25	56792.420.001
18MM (1-2mm)	25	56792.180.001	28MM (0,8-2,5mm)	25	56792.280.001	45MM (1-3,5mm)	25	56792.450.001
19MM (1-2mm)	25	56792.190.001	30MM (0,8-2,5mm)	25	56792.300.001	48MM (1-2mm)	25	56792.480.001
20MM (0,8-2,5mm)	25	56792.200.001	32MM (0,8-2mm)	25	56792.320.001	50MM (1-2,5mm)	25	56792.500.001
21MM (0,8-2mm)	25	56792.210.001	34MM (1-3mm)	25	56792.340.001	55MM (1-3mm)	25	56792.550.001
22MM (1-2mm)	25	56792.220.001	35MM (1-3mm)	25	56792.350.001	60MM (1,5-2,5mm)	25	56792.600.001

- (t) = Odpowiednie dla grubości ścianki materiału 2,5 do 5 mm włącznie.

Zátka do trubky čtvercová

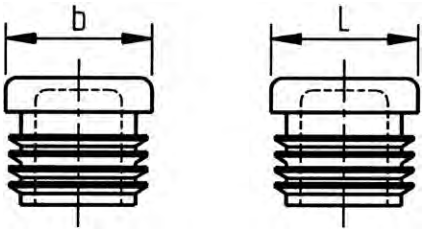

56795 **Zátka do trubky čtvercová** **W05F**

Materiál Plast Polyester
Barva Černá

L x b (t)	✉	Kód výrobku	L x b (t)	✉	Kód výrobku	L x b (t)	✉	Kód výrobku
12-12MM (1-2mm)	100	56795.120.120	30-30MM (1-2mm)	100	56795.300.300	60-60MM (1,5-2,5mm)	25	56795.600.600
15-15MM (1-2mm)	100	56795.150.150	35-35MM (1-2mm)	50	56795.350.350	70-70MM (2-4mm)	10	56795.700.700
20-20MM (1-2mm)	100	56795.200.200	40-40MM (1-2mm)	25	56795.400.400	80-80MM (2-4mm)	10	56795.800.800
22-22MM (1-2mm)	100	56795.220.220	45-45MM (1-3mm)	25	56795.450.450	100-100MM (3-6mm)	10	56795.982.982
25-25MM (1-2mm)	100	56795.250.250	50-50MM (1-3mm)	25	56795.500.500			

- (t) = Vhodné pro tloušťku základního materiálu
- 15-15mm; s hladkým dříkem

Zátka do trubky obdelníková

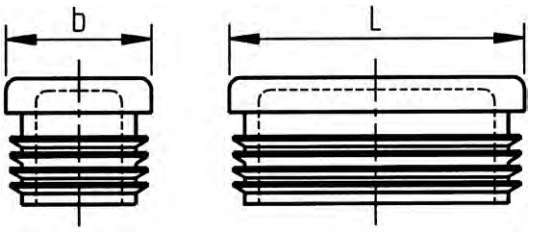

56797 **Zátka do trubky obdelníková** **W05F**

Materiál Plast Polyester
Barva Černá

L x b (t)	✉	Kód výrobku	L x b (t)	✉	Kód výrobku	L x b (t)	✉	Kód výrobku
20-10MM (0,75-2mm)	100	56797.200.100	40-25MM (1-2mm)	50	56797.400.250	70-40MM (1-2mm)	25	56797.700.400
20-15MM (1-2mm)	100	56797.200.150	40-30MM (1-2mm)	50	56797.400.300	80-40MM (1-3mm)	25	56797.800.400
25-10MM (1-2mm)	100	56797.250.100	45-25MM (1-2mm)	50	56797.450.250	80-40x4MM (2-4mm)	25	56797.800.404
25-15MM (1-2mm)	100	56797.250.150	50-20MM (1-2mm)	50	56797.500.200	80-50MM (2-4mm)	25	56797.800.500
30-10MM (1-2mm)	100	56797.300.100	50-25MM (1-3mm)	50	56797.500.250	100-40x4MM (1,5-4mm)	25	56797.960.400
30-15MM (1,2-2,5mm)	100	56797.300.150	50-30MM (1-3mm)	50	56797.500.300	100-60x4MM (2,5-4,5mm)	25	56797.960.600
30-20MM (1-2mm)	100	56797.300.200	60-20MM (1-3mm)	50	56797.600.200	120-30MM (1-2mm)	25	56797.980.300
35-20MM (1-2mm)	100	56797.350.200	60-30MM (2-4mm)	50	56797.600.300	120-60MM (2-3mm)	25	56797.980.600
35-25MM (1-3mm)	50	56797.350.250	60-40MM (2-4mm)	50	56797.600.400	120-80MM (2-3mm)	25	56797.980.800
40-20MM (1-2mm)	50	56797.400.200	70-20MM (1-2mm)	25	56797.700.200			

- (t) = Vhodné pro tloušťku základního materiálu

Zátka do trubky kuželová

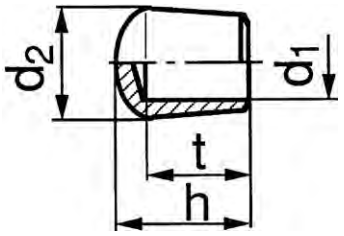

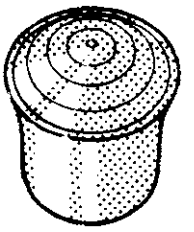

Technické údaje

d_1	d_2	h	t	d_1	d_2	h	t
3	5	10	8	32	36	33	25
4	6	11	9	34	38	33	25
5	7	7.5	7	35	39	33	25
6	8	13	10.5	38	42	33	27
8	11	15	13	40	44	33	24
10	15	18	14	42	46	33	27
12	17	21	17	43	47	33	26
13	17	20	16	45	49	33	26
14	19	22	18	47	51	33	24
16	21	24	20	48	53	33	28
18	25	27	22	49	53	33	28
19	24	24	19	50	53	33	24
20	27	30	24	54	57	35	26
22	29	33	26	59	63	38	27
24	32	36	30	63	67	38	28
25	30	31	24	69	73	38	28
26	33	36	31	75	78	40	28
28	32	30	24	90	95	45	31
30	34	31	24	103	106	40	35

56790 **Zátka do trubky** **W02A**

Materiál Plast Polyvinylchlorid
Barva Černá

d_1	✉	Kód výrobku	d_1	✉	Kód výrobku	d_1	✉	Kód výrobku
3MM	100	56790.030.001	20MM	50	56790.200.001	43MM	25	56790.430.001
4MM	100	56790.040.001	22MM	50	56790.220.001	45MM	25	56790.450.001
5MM	100	56790.050.001	25MM	25	56790.250.001	47MM	25	56790.470.001
6MM	100	56790.060.001	28MM	25	56790.280.001	48MM	25	56790.480.001
8MM	100	56790.080.001	30MM	25	56790.300.001	50MM	25	56790.500.001
10MM	100	56790.100.001	32MM	25	56790.320.001	54MM	25	56790.540.001
12/13MM	100	56790.120.001	34MM	25	56790.340.001	59MM	25	56790.590.001
14MM	100	56790.140.001	35MM	25	56790.350.001	63MM	25	56790.630.001
16MM	100	56790.160.001	38MM	25	56790.380.001	69MM	10	56790.690.001
18MM	50	56790.180.001	40MM	25	56790.400.001	75MM	10	56790.750.001
19MM	50	56790.190.001	42MM	25	56790.420.001	90MM	10	56790.900.001

Upevňovací prvky Fabory Security

V boji proti hrozbám jako vandalismus, krádeže a neoprávněná manipulace se používají bezpečnostní upevňovací prvky v různých aplikacích, jako je venkovní posezení, billboardy, venkovní osvětlení atd. Používáním těchto spojovacích prvků se takzvané "příležitostné krádeže" sníží na minimum jako potenciální zloděj / vandal nebude mít k dispozici nástroj, aby uvolnil produkt, který chce odcizit.

Fabory Security spojovací materiál, matice stejně jako šrouby, poskytují tuto přidanou hodnotu zabezpečení na základě jejich designované instalace, která zabraňuje odstranění běžnými nástroji. Fabory nabízí celou řadu bezpečnostních upevňovacích prvků s různými styly hlav, závitů a samozřejmě vhodných nástrojů pro utahování a povolování. Bezpečnostní šrouby jsou k dispozici s metrickým závitem, jakož i se závitem do plechu.

Jak vidíte, použitím Fabory Security upevňovacích prvků dosáhnete dobrého upevnění spolu s investicí do bezpečnosti. Pokud chcete být nad věcí používejte Fabory Bezpečnostní spojovací materiál. Můžou být povoleny a demontovány jen pokud si to opravdu přejete!

SECURITY Matice

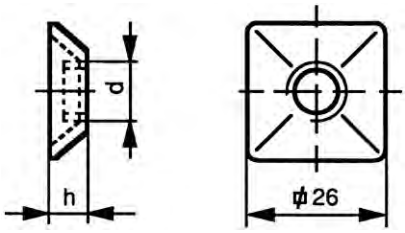



Technické údaje

d	M6-4k	M8-4k	M10-4k	M12-6k
h ≈	6.2	7	6.8	7.3
P	1	1.25	1.5	1.75

- Matice SECURITY jsou do rozměru M10 (včetně) čtyřhranné, M12 má šestihranný tvar o rozměru 31 mm.

Postup montáže

Přednosti matic *FABORY* SECURITY:
- montáž musí být vždy provedena se dvěma stejnými maticemi
- našroubujte ručně první matici na šroub. Namontujte druhou matici v obrácené poloze ve vzdálenosti poloviční otáčky od první matice. Obě matice mohou být nyní dotaženy současně plochým klíčem. Potom může být ručně odmontována horní matice.
- demontáž: našroubujte ručně na šroub druhou matici v obrácené poloze do vzdálenosti poloviční otáčky od již našroubované matice. Povolte klíčem obě matice současně.

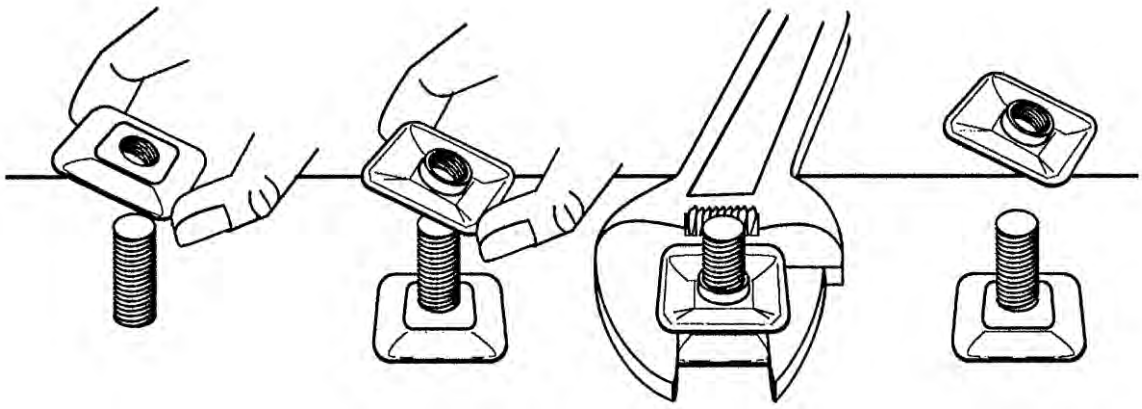

11430 SECURITY Matice **K91A**

Závit	Metrický závit
Materiál	Ocel Min.55HRc
Povrchová úprava	Pozinkované žlutě pasivované

d	✉	Kód výrobku	d	✉	Kód výrobku	d	✉	Kód výrobku
M6-4k	10	11430.060.001	M10-4k	10	11430.100.001	M12-6k	10	11430.120.001
M8-4k	10	11430.080.001						

SECURITY Trvalá matice

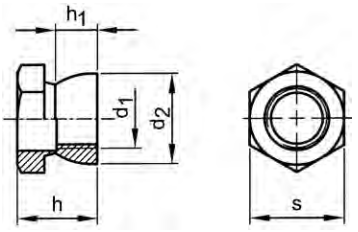

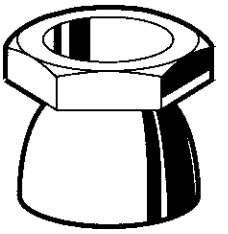

Technické údaje

d_1	d_2	h	h_1	Mezní moment v Nm	P	s
M6	9.8	9.5	4.5	7-13	1	11
M8	12.8	12	7	13-25	1.25	13
M10	16.8	15	8.5	30-40	1.5	17
M12	18.8	16	9	35-45	1.75	19
M16	23.8	22	13	45-60	2	24
M20	29.8	25	18.5	65-80	2.5	27

Montážní postup

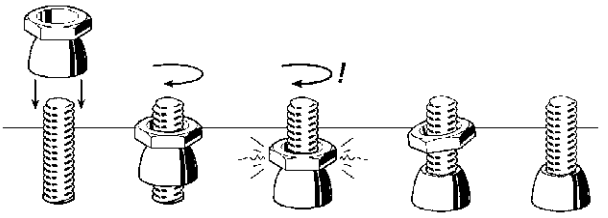

51097 **SECURITY Trvalá matice** **K91A**

Závit Metrický závit
Materiál Nerezocel A2

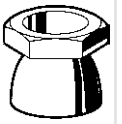

d_1	✉	Kód výrobku	d_1	✉	Kód výrobku	d_1	✉	Kód výrobku
M6 S=10	100	51097.060.001	M10 S=17	50	51097.100.001	M16 S=24	25	51097.160.001
M8 S=13	100	51097.080.001	M12 S=19	50	51097.120.001	M20*	100	51097.200.001

SECURITY Šroub s půlkulatou hlavou s vnitřním šestihranem a trnem

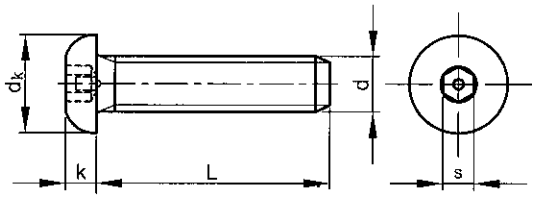

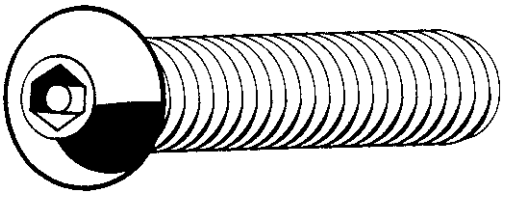

Technické údaje

d	d_k (max.)	k (max.)	P	s
M3	5.7	1.65	0.5	2
M4	7.6	2.2	0.7	2.5
M5	9.5	2.75	0.8	3
M6	10.5	3.3	1	4
M8	14	4.4	1.25	5
M10	10	5.5	1.5	6

51036 **SECURITY Šroub s půlkulatou hlavou s vnitřním šestihranem a trnem** **K91A**

Závit Metrický závit
Materiál Nerezocel A2

RoHS

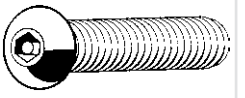

d x L	✉	Kód výrobku	d x L	✉	Kód výrobku	d x L	✉	Kód výrobku
M3X6*	100	51036.030.006	M5X20	50	51036.050.020	M8X25	25	51036.080.025
M3X8*	100	51036.030.008	M5X25	25	51036.050.025	M8X30	25	51036.080.030
M3X10*	100	51036.030.010	M5X30	25	51036.050.030	M8X40	25	51036.080.040
M3X12*	100	51036.030.012	M5X40*	100	51036.050.040	M8X45*	100	51036.080.045
M3X16*	100	51036.030.016				M8X50	25	51036.080.050
M3X20*	100	51036.030.020	M6X10	25	51036.060.010	M8X60*	100	51036.080.060
			M6X12	25	51036.060.012			
M4X6*	100	51036.040.006	M6X16	25	51036.060.016	M10X16*	100	51036.100.016
M4X8*	100	51036.040.008	M6X20	25	51036.060.020	M10X20*	100	51036.100.020
M4X10	50	51036.040.010	M6X25	25	51036.060.025	M10X25*	100	51036.100.025
M4X12	50	51036.040.012	M6X30	25	51036.060.030	M10X30*	100	51036.100.030
M4X16	50	51036.040.016	M6X40	25	51036.060.040	M10X40*	100	51036.100.040
M4X20	50	51036.040.020	M6X50	25	51036.060.050	M10X45*	100	51036.100.045
M4X25	50	51036.040.025	M6X60*	100	51036.060.060	M10X50*	100	51036.100.050
M4X30	50	51036.040.030				M10X60*	100	51036.100.060
			M8X10	25	51036.080.010	M10X70*	100	51036.100.070
M5X10	50	51036.050.010	M8X12	25	51036.080.012	M10X75*	100	51036.100.075
M5X12	50	51036.050.012	M8X16	25	51036.080.016	M10X90*	100	51036.100.090
M5X16	50	51036.050.016	M8X20	25	51036.080.020			

SECURITY Šestihranný vrut se zápustnou hlavou se zástručkou

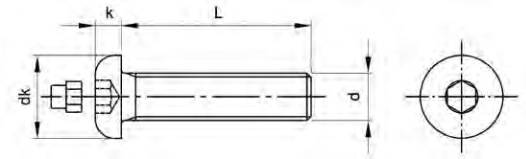

Technické údaje

d	d_k	k	s
M6	10.5	3.3	4
M8	14	4.4	5
M10	17.5	5.5	6
M12	21	6.6	7

51672 **SECURITY Šestihranný vrut se zápustnou hlavou se zástručkou** **K91A**

Závit Metrický závit
Materiál Nerezocel A2

d x L	✉	Kód výrobku	d x L	✉	Kód výrobku	d x L	✉	Kód výrobku
M6X12*	100	51672.060.012	M8X20*	100	51672.080.020	M10X35*	100	51672.100.035
M6X16*	100	51672.060.016	M8X25*	100	51672.080.025	M10X40*	100	51672.100.040
M6X20*	100	51672.060.020	M8X30*	100	51672.080.030	M10X45*	100	51672.100.045
M6X25*	100	51672.060.025	M8X40*	100	51672.080.040	M10X60*	100	51672.100.060
M6X30*	100	51672.060.030	M8X45*	100	51672.080.045			
M6X35*	100	51672.060.035	M8X50*	100	51672.080.050	M12X25*	100	51672.120.025
M6X50*	100	51672.060.050	M8X60*	100	51672.080.060	M12X30*	100	51672.120.030
M6X60*	100	51672.060.060				M12X40*	100	51672.120.040
			M10X25*	100	51672.100.025	M12X50*	100	51672.120.050
M8X12*	100	51672.080.012	M10X30*	100	51672.100.030	M12X60*	100	51672.120.060

SECURITY Šroub s půlkulatou hlavou s T-hvězdicí a trnem

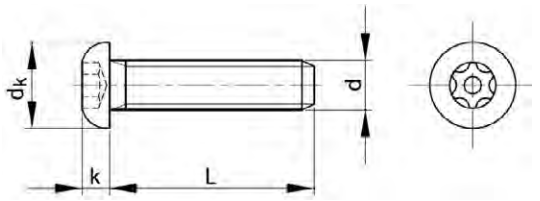



Technické údaje

d	d_k (max.)	Drážka	k (max.)	P
M3	5.7	T10	1.65	0.5
M4	7.6	T20	2.2	0.7
M5	9.5	T25	2.75	0.8
M6	10.5	T30	3.3	1
M8	14	T40	4.4	1.25
M10	17.5	T45	5.5	1.5

51037 **SECURITY Šroub s půlkulatou hlavou s T-hvězdicí a trnem** **K91A**

Závit Metrický závit
Materiál Nerezocel A2
Třída 70

RoHS

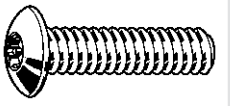

d x L	✉	Kód výrobku	d x L	✉	Kód výrobku	d x L	✉	Kód výrobku
M3X6*	100	51037.030.006	M5X16	50	51037.050.016	M6X55*	100	51037.060.055
M3X8*	100	51037.030.008	M5X20	50	51037.050.020	M6X60*	100	51037.060.060
M3X10*	100	51037.030.010	M5X25	25	51037.050.025			
M3X12*	100	51037.030.012	M5X30	25	51037.050.030	M8X12	25	51037.080.012
M3X16*	100	51037.030.016	M5X40*	100	51037.050.040	M8X16	25	51037.080.016
M3X20*	100	51037.030.020	M5X50*	100	51037.050.050	M8X20	25	51037.080.020
			M5X60*	100	51037.050.060	M8X25	25	51037.080.025
M4X6*	100	51037.040.006				M8X30	25	51037.080.030
M4X8*	100	51037.040.008	M6X10	25	51037.060.010	M8X40	25	51037.080.040
M4X10	50	51037.040.010	M6X12	25	51037.060.012	M8X50	25	51037.080.050
M4X12	50	51037.040.012	M6X14*	100	51037.060.014	M8X60*	100	51037.080.060
M4X16	50	51037.040.016	M6X16	25	51037.060.016			
M4X20	50	51037.040.020	M6X18*	100	51037.060.018	M10X16*	100	51037.100.016
M4X25	50	51037.040.025	M6X20	25	51037.060.020	M10X20*	100	51037.100.020
M4X30	50	51037.040.030	M6X22*	100	51037.060.022	M10X25*	100	51037.100.025
M4X35*	100	51037.040.035	M6X25	25	51037.060.025	M10X30*	100	51037.100.030
M4X40*	100	51037.040.040	M6X30	25	51037.060.030	M10X40*	100	51037.100.040
M4X50*	100	51037.040.050	M6X35*	100	51037.060.035	M10X50*	100	51037.100.050
			M6X40	25	51037.060.040	M10X60*	100	51037.100.060
M5X8*	100	51037.050.008	M6X45*	100	51037.060.045	M10X65*	100	51037.100.065
M5X10	50	51037.050.010	M6X50	25	51037.060.050	M10X70*	100	51037.100.070
M5X12	50	51037.050.012						

SECURITY Šroub s válcovou hlavou se dvěma otvory

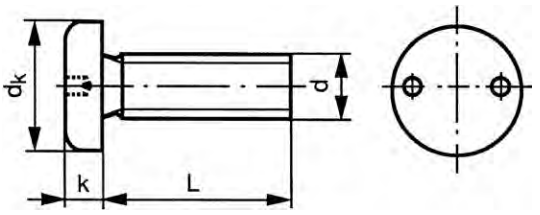

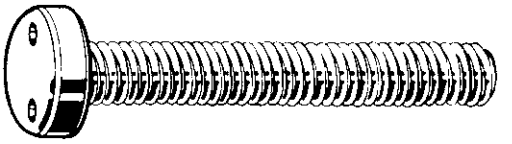

Technické údaje

d	d_k	k	P	d	d_k	k	P
M3	6	1.8	0.5	M5	10	3	0.8
M4	8	2.4	0.7	M6	12	3.6	1

51591 **SECURITY Šroub s válcovou hlavou se dvěma otvory** **K91A**

Závit Metrický závit
Materiál Nerezocel A2

d x L	✉	Kód výrobku	d x L	✉	Kód výrobku	d x L	✉	Kód výrobku
M3X6*	100	51591.030.006	M4X12	10	51591.040.012	M5X30	10	51591.050.030
M3X8*	100	51591.030.008	M4X16	10	51591.040.016			
M3X10	10	51591.030.010	M4X20	10	51591.040.020	M6X10*	100	51591.060.010
M3X12	10	51591.030.012	M4X25	10	51591.040.025	M6X12	10	51591.060.012
M3X16	10	51591.030.016				M6X16	10	51591.060.016
M3X20*	100	51591.030.020	M5X10*	100	51591.050.010	M6X20	10	51591.060.020
			M5X12	10	51591.050.012	M6X25	10	51591.060.025
M4X6*	100	51591.040.006	M5X16	10	51591.050.016	M6X30	10	51591.060.030
M4X8*	100	51591.040.008	M5X20	10	51591.050.020	M6X40	10	51591.060.040
M4X10	10	51591.040.010	M5X25	10	51591.050.025			

SECURITY Vrut jedocestný s vypouklou hlavou

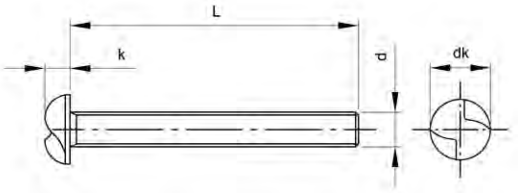

Technické údaje

d	d_k	k
M4	7.5	3
M5	9.17	3.5
M6	12	4.4
M8	13	4.8

51667 **SECURITY Vrut jedocestný s vypouklou hlavou** **K91A**

Závit Metrický závit
Materiál Nerezocel A2

d x L	✉	Kód výrobku	d x L	✉	Kód výrobku	d x L	✉	Kód výrobku
M4X8*	100	51667.040.008	M4X50*	100	51667.040.050	M5X40*	100	51667.050.040
M4X10*	100	51667.040.010				M5X50*	100	51667.050.050
M4X12*	100	51667.040.012	M5X8*	100	51667.050.008	M5X60*	100	51667.050.060
M4X16*	100	51667.040.016	M5X10*	100	51667.050.010	M5X70*	100	51667.050.070
M4X20*	100	51667.040.020	M5X12*	100	51667.050.012			
M4X25*	100	51667.040.025	M5X16*	100	51667.050.016	M6X10*	100	51667.060.010
M4X30*	100	51667.040.030	M5X20*	100	51667.050.020	M6X12*	100	51667.060.012
M4X35*	100	51667.040.035	M5X25*	100	51667.050.025	M6X16*	100	51667.060.016
M4X40*	100	51667.040.040	M5X30*	100	51667.050.030	M6X20*	100	51667.060.020

51667 **SECURITY Vrut jedocestný s vypouklou hlavou** ←

d x L	✉	Kód výrobku	d x L	✉	Kód výrobku	d x L	✉	Kód výrobku
M6X25*	100	51667.060.025	M6X70*	100	51667.060.070	M8X30*	100	51667.080.030
M6X30*	100	51667.060.030				M8X35*	100	51667.080.035
M6X35*	100	51667.060.035	M8X10*	100	51667.080.010	M8X40*	100	51667.080.040
M6X40*	100	51667.060.040	M8X12*	100	51667.080.012	M8X45*	100	51667.080.045
M6X45*	100	51667.060.045	M8X16*	100	51667.080.016	M8X50*	100	51667.080.050
M6X50*	100	51667.060.050	M8X20*	100	51667.080.020	M8X60*	100	51667.080.060
M6X60*	100	51667.060.060	M8X25*	100	51667.080.025	M8X70*	100	51667.080.070

SECURITY Šestihranný vrut se zápustnou hlavou s čepem

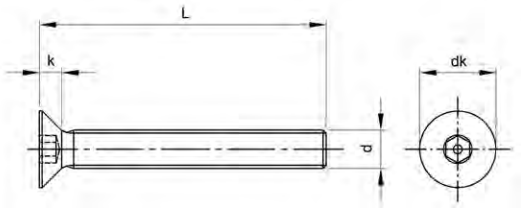

Technické údaje

d	d_k	Drážka	k
M3	6	2	1.75
M4	8	2.5	2.4
M5	10	3	2.95
M6	12	4	3.45
M8	16	5	4.6
M10	20	6	5.5

51578 **SECURITY Šestihranný vrut se zápustnou hlavou s čepem** **K91A**

Závit Metrický závit
Materiál Nerezocel A2

d x L	✉	Kód výrobku	d x L	✉	Kód výrobku	d x L	✉	Kód výrobku
M3X6*	100	51578.030.006	M5X12*	100	51578.050.012			
M3X8*	100	51578.030.008	M5X16*	100	51578.050.016	M8X10*	100	51578.080.010
M3X10*	100	51578.030.010	M5X20*	100	51578.050.020	M8X12*	100	51578.080.012
M3X12*	100	51578.030.012	M5X25*	100	51578.050.025	M8X16*	100	51578.080.016
M3X16*	100	51578.030.016	M5X30*	100	51578.050.030	M8X20*	100	51578.080.020
M3X20*	100	51578.030.020	M5X40*	100	51578.050.040	M8X25*	100	51578.080.025
			M5X50*	100	51578.050.050	M8X30*	100	51578.080.030
M4X8*	100	51578.040.008				M8X40*	100	51578.080.040
M4X10*	100	51578.040.010	M6X10*	100	51578.060.010	M8X50*	100	51578.080.050
M4X12*	100	51578.040.012	M6X12*	100	51578.060.012	M8X60*	100	51578.080.060
M4X16*	100	51578.040.016	M6X16*	100	51578.060.016			
M4X20*	100	51578.040.020	M6X20*	100	51578.060.020	M10X25*	100	51578.100.025
M4X25*	100	51578.040.025	M6X25*	100	51578.060.025	M10X30*	100	51578.100.030
M4X30*	100	51578.040.030	M6X30*	100	51578.060.030	M10X40*	100	51578.100.040
M4X40*	100	51578.040.040	M6X40*	100	51578.060.040	M10X50*	100	51578.100.050
			M6X50*	100	51578.060.050	M10X60*	100	51578.100.060
M5X10*	100	51578.050.010						

SECURITY Šestihranný vrut se zápustnou hlavou se zástručkou

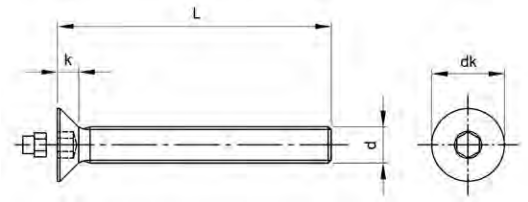



Technické údaje

d	d_k	Drážka	k
M6	12	4	3.45
M8	16	5	4.6
M10	20	6	5.5
M12	24	8	6.5

51673 **SECURITY Šestihranný vrut se zápustnou hlavou se zástručkou** **K91A**

Závit Metrický závit
Materiál Nerezocel A2
Třída 50

d x L	✉	Kód výrobku	d x L	✉	Kód výrobku	d x L	✉	Kód výrobku
M6X12*	100	51673.060.012	M6X50*	100	51673.060.050	M8X60*	100	51673.080.060
M6X20*	100	51673.060.020						
M6X25*	100	51673.060.025	M8X16*	100	51673.080.016	M10X25*	100	51673.100.025
M6X30*	100	51673.060.030	M8X40*	100	51673.080.040			
M6X40*	100	51673.060.040	M8X50*	100	51673.080.050	M12X30*	100	51673.120.030

SECURITY Šroub se zapuštěnou hlavou Metrický s kolíkem

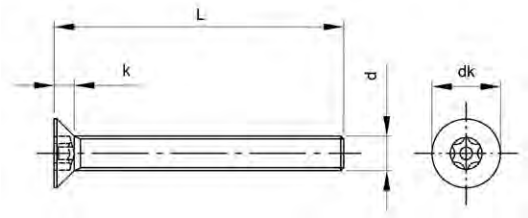

Technické údaje

d	d_k	Drážka	k
M3	6	T10	1.75
M4	8	T20	2.4
M5	10	T25	2.95
M6	12	T30	3.45

51574 **SECURITY Šroub se zapuštěnou hlavou Metrický s kolíkem** **K91A**

Závit Metrický závit
Materiál Nerezocel A2
Třída 50

d x L	✉	Kód výrobku	d x L	✉	Kód výrobku	d x L	✉	Kód výrobku
M3X6*	100	51574.030.006	M4X16*	100	51574.040.016	M5X20*	100	51574.050.020
M3X8*	100	51574.030.008	M4X20*	100	51574.040.020	M5X25*	100	51574.050.025
M3X10*	100	51574.030.010	M4X25*	100	51574.040.025	M5X30*	100	51574.050.030
M3X12*	100	51574.030.012	M4X30*	100	51574.040.030	M5X40*	100	51574.050.040
M3X16*	100	51574.030.016	M4X40*	100	51574.040.040	M5X50*	100	51574.050.050
M3X20*	100	51574.030.020	M4X50*	100	51574.040.050	M5X60*	100	51574.050.060
						M5X70*	100	51574.050.070
M4X6*	100	51574.040.006	M5X8*	100	51574.050.008	M5X80*	100	51574.050.080
M4X8*	100	51574.040.008	M5X10*	100	51574.050.010			
M4X10*	100	51574.040.010	M5X12*	100	51574.050.012	M6X10*	100	51574.060.010
M4X12*	100	51574.040.012	M5X16*	100	51574.050.016	M6X12*	100	51574.060.012

51574 **SECURITY Šroub se zapuštěnou hlavou Metrický s kolíkem** ←

d x L	✉	Kód výrobku	d x L	✉	Kód výrobku	d x L	✉	Kód výrobku
M6X16*	100	51574.060.016	M6X30*	100	51574.060.030	M6X60*	100	51574.060.060
M6X20*	100	51574.060.020	M6X40*	100	51574.060.040			
M6X25*	100	51574.060.025	M6X50*	100	51574.060.050			

SECURITY Šroub se zápustnou hlavou se 2 otvory

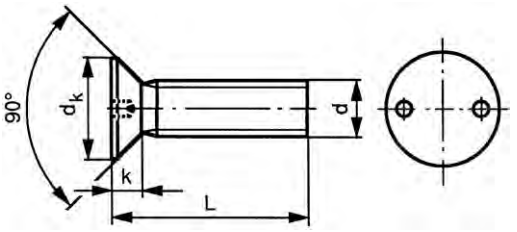

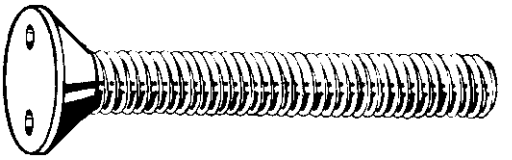

Technické údaje

d	d_k	k (max.)	P	d	d_k	k (max.)	P
M3	6.3	1.7	0.5	**M5**	10.4	2.7	0.8
M4	9.4	2.7	0.7	**M6**	12.6	3.3	1

51592 **SECURITY Šroub se zápustnou hlavou se 2 otvory** **K91A**

Závit Metrický závit
Materiál Nerezocel A2

RoHS

d x L	✉	Kód výrobku	d x L	✉	Kód výrobku	d x L	✉	Kód výrobku
M3X10	10	51592.030.010	M4X20	10	51592.040.020	M5X30	10	51592.050.030
M3X12	10	51592.030.012	M4X25	10	51592.040.025			
M3X16	10	51592.030.016				M6X12	10	51592.060.012
			M5X12	10	51592.050.012	M6X20	10	51592.060.020
M4X10	10	51592.040.010	M5X16	10	51592.050.016	M6X25	10	51592.060.025
M4X12	10	51592.040.012	M5X20	10	51592.050.020	M6X30	10	51592.060.030
M4X16	10	51592.040.016	M5X25	10	51592.050.025	M6X40	10	51592.060.040

Vtur s vypouklou hlavou a šestihranem s trnem

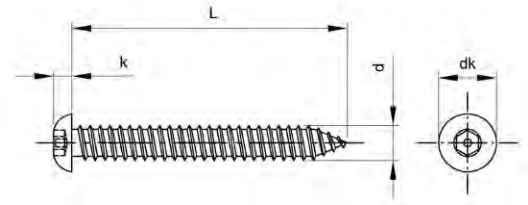

Technické údaje

d	d_k	Drážka	k
ST3.5	5.7	2	1.65
ST4.2	7.6	2.5	2.2
ST4.8	9.5	3	2.75
ST6.3	10.5	4	3.3

51599 **Vtur s vypouklou hlavou a šestihranem s trnem** **K91A**

Závit Samořezný závit
Materiál Nerezocel A2

d x L	✉	Kód výrobku	d x L	✉	Kód výrobku	d x L	✉	Kód výrobku
ST3,5X9,5MM*	100	51599.035.009	ST4,2X19MM*	100	51599.042.019	ST4,8X32MM*	100	51599.048.032
ST3,5X13MM*	100	51599.035.013	ST4,2X25MM*	100	51599.042.025	ST4,8X38MM*	100	51599.048.038
ST3,5X16MM*	100	51599.035.016	ST4,2X32MM*	100	51599.042.032	ST4,8X50MM*	100	51599.048.050
ST3,5X19MM*	100	51599.035.019	ST4,2X38MM*	100	51599.042.038			
ST3,5X25MM*	100	51599.035.025	ST4,2X50MM*	100	51599.042.050	ST6,3X16MM*	100	51599.063.016
ST3,5X38MM*	100	51599.035.038				ST6,3X19MM*	100	51599.063.019
			ST4,8X13MM*	100	51599.048.013	ST6,3X25MM*	100	51599.063.025
ST4,2X9,5MM*	100	51599.042.009	ST4,8X16MM*	100	51599.048.016	ST6,3X32MM*	100	51599.063.032
ST4,2X13MM*	100	51599.042.013	ST4,8X19MM*	100	51599.048.019	ST6,3X38MM*	100	51599.063.038
ST4,2X16MM*	100	51599.042.016	ST4,8X25MM*	100	51599.048.025	ST6,3X50MM*	100	51599.063.050

Plochá hlava s šestihranem a trnem

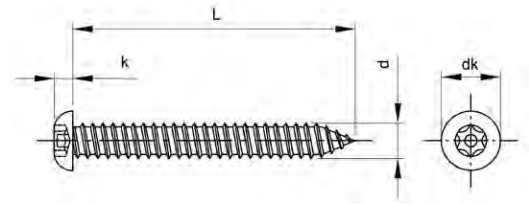

Technické údaje

d	d_k	Drážka	k
ST3.5	5.7	T10	1.65
ST4.2	7.6	T15	2.2
ST4.8	9.5	T25	2.75
ST5.5	9.9	T27	2.9
ST6.3	10.5	T27	3.3

51572 **Plochá hlava s šestihranem a trnem** **K91A**

Závit Samořezný závit
Materiál Nerezocel A2

d x L	✉	Kód výrobku	d x L	✉	Kód výrobku	d x L	✉	Kód výrobku
ST3,5X13MM*	100	51572.035.013	ST4,8X13MM*	100	51572.048.013	ST5,5X50MM*	100	51572.055.050
ST3,5X19MM*	100	51572.035.019	ST4,8X19MM*	100	51572.048.019	ST5,5X63MM*	100	51572.055.063
ST3,5X25MM*	100	51572.035.025	ST4,8X25MM*	100	51572.048.025	ST5,5X75MM*	100	51572.055.075
ST3,5X38MM*	100	51572.035.038	ST4,8X32MM*	100	51572.048.032			
			ST4,8X38MM*	100	51572.048.038	ST6,3X13MM*	100	51572.063.013
ST4,2X13MM*	100	51572.042.013	ST4,8X50MM*	100	51572.048.050	ST6,3X19MM*	100	51572.063.019
ST4,2X19MM*	100	51572.042.019				ST6,3X25MM*	100	51572.063.025
ST4,2X25MM*	100	51572.042.025	ST5,5X19MM*	100	51572.055.019	ST6,3X32MM*	100	51572.063.032
ST4,2X32MM*	100	51572.042.032	ST5,5X32MM*	100	51572.055.032	ST6,3X38MM*	100	51572.063.038
ST4,2X38MM*	100	51572.042.038	ST5,5X38MM*	100	51572.055.038	ST6,3X50MM*	100	51572.063.050

SECURITY Samořezný šroub s válcovou vypouklou hlavou s křížovou drážkou a trnem

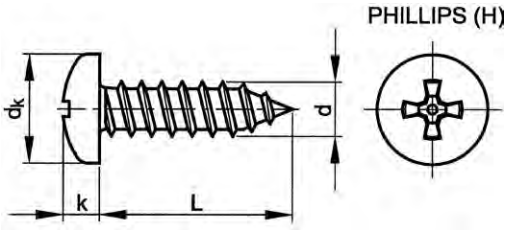

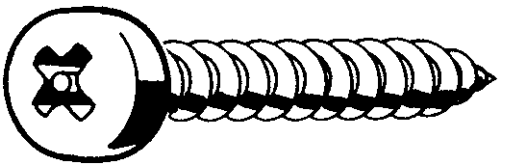

Technické údaje

d	d_k ≈	k ≈	P	Čís. křížové drážky
ST3.5	7	2.5	1.3	2
ST4.2	8.1	2.8	1.4	2
ST4.8	9.3	3.5	1.6	2
ST5.5	10.6	3.8	1.8	3

51593 **SECURITY Samořezný šroub Phillips s válcovou vypouklou hlavou s křížovou drážkou a trnem** **K91A**

Závit Samořezný závit
Materiál Nerezocel A2

d x L	✉	Kód výrobku	d x L	✉	Kód výrobku	d x L	✉	Kód výrobku
ST3,5X13MM	10	51593.035.013	ST4,2X32MM	10	51593.042.032	ST4,8X50MM	10	51593.048.050
ST3,5X19MM	10	51593.035.019	ST4,2X38MM	10	51593.042.038			
ST3,5X25MM	10	51593.035.025				ST5,5X19MM	10	51593.055.019
ST3,5X38MM	10	51593.035.038	ST4,8X13MM	10	51593.048.013	ST5,5X25MM	10	51593.055.025
			ST4,8X19MM	10	51593.048.019	ST5,5X32MM	10	51593.055.032
ST4,2X13MM	10	51593.042.013	ST4,8X25MM	10	51593.048.025	ST5,5X38MM	10	51593.055.038
ST4,2X19MM	10	51593.042.019	ST4,8X32MM	10	51593.048.032	ST5,5X50MM	10	51593.055.050
ST4,2X25MM	10	51593.042.025	ST4,8X38MM	10	51593.048.038			

SECURITY Samořezný vrut s plochou hlavou a 2 otvory

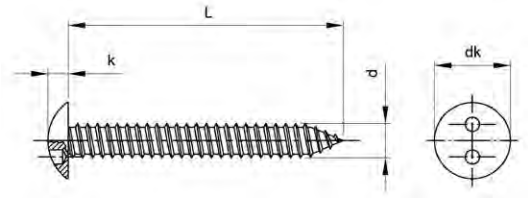

Technické údaje

d	d_k	k
ST4.2	9.5	2.2
ST4.8	10.5	2.75

51598 **SECURITY Samořezný vrut s plochou hlavou a 2 otvory** **K91A**

Závit Samořezný závit
Materiál Nerezocel A2

d x L	✉	Kód výrobku	d x L	✉	Kód výrobku	d x L	✉	Kód výrobku
ST4,2X13MM*	100	51598.042.013				ST4,8X25MM*	100	51598.048.025
ST4,2X19MM*	100	51598.042.019	ST4,8X9,5MM*	100	51598.048.009	ST4,8X32MM*	100	51598.048.032
ST4,2X25MM*	100	51598.042.025	ST4,8X13MM*	100	51598.048.013	ST4,8X38MM*	100	51598.048.038
ST4,2X32MM*	100	51598.042.032	ST4,8X19MM*	100	51598.048.019	ST4,8X50MM*	100	51598.048.050
ST4,2X38MM*	100	51598.042.038						

SECURITY Samořezný vrut s plochou hlavou a 2 otvory

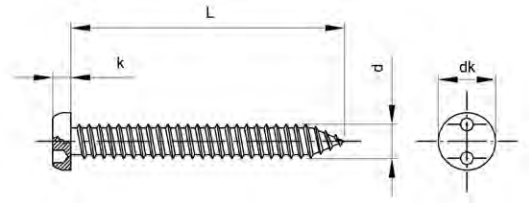

Technické údaje

d	d_k	k
ST2.9	5.6	1.65
ST3.5	5.7	1.65
ST4.2	7.6	2.2
ST4.8	9.5	2.75
ST5.5	10.5	3.3
ST6.3	12.4	3.3

51595 **SECURITY Samořezný vrut s plochou hlavou a 2 otvory** **K91A**

Závit Samořezný závit
Materiál Nerezocel A2

d x L	✉	Kód výrobku	d x L	✉	Kód výrobku	d x L	✉	Kód výrobku
ST2,9X6,5MM*	100	51595.029.006	ST3,5X50MM*	100	51595.035.050	ST4,8X32MM*	100	51595.048.032
ST2,9X9,5MM*	100	51595.029.009				ST4,8X38MM*	100	51595.048.038
ST2,9X13MM*	100	51595.029.013	ST4,2X13MM*	100	51595.042.013	ST4,8X45MM*	100	51595.048.045
ST2,9X16MM*	100	51595.029.016	ST4,2X16MM*	100	51595.042.016	ST4,8X50MM*	100	51595.048.050
ST2,9X19MM*	100	51595.029.019	ST4,2X19MM*	100	51595.042.019			
ST2,9X25MM*	100	51595.029.025	ST4,2X25MM*	100	51595.042.025	ST5,5X13MM*	100	51595.055.013
			ST4,2X32MM*	100	51595.042.032	ST5,5X19MM*	100	51595.055.019
ST3,5X6,5MM*	100	51595.035.006	ST4,2X38MM*	100	51595.042.038	ST5,5X25MM*	100	51595.055.025
ST3,5X9,5MM*	100	51595.035.009	ST4,2X45MM*	100	51595.042.045	ST5,5X32MM*	100	51595.055.032
ST3,5X13MM*	100	51595.035.013	ST4,2X50MM*	100	51595.042.050	ST5,5X38MM*	100	51595.055.038
ST3,5X16MM*	100	51595.035.016				ST5,5X50MM*	100	51595.055.050
ST3,5X19MM*	100	51595.035.019	ST4,8X13MM*	100	51595.048.013			
ST3,5X25MM*	100	51595.035.025	ST4,8X16MM*	100	51595.048.016	ST6,3X25MM*	100	51595.063.025
ST3,5X32MM*	100	51595.035.032	ST4,8X19MM*	100	51595.048.019	ST6,3X32MM*	100	51595.063.032
ST3,5X38MM*	100	51595.035.038	ST4,8X25MM*	100	51595.048.025	ST6,3X50MM*	100	51595.063.050

SECURITY Jednocestný samořezný šroub

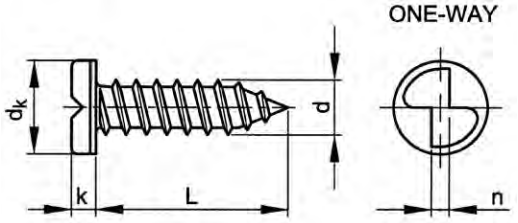

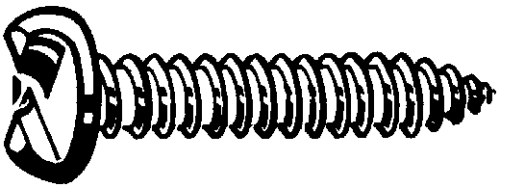

Technické údaje

d	d_k	k	n	P
ST2.9	5.6	1.75	0.8	1.1
ST3.5	6.9	2.1	1	1.3
ST4.2	8.2	2.45	1.2	1.4
ST4.8	9.1	3.5	1.4	1.6
ST5.5	10.4	3.9	1.6	1.8
ST6.3	12	4.4	2.0	1.8

Skupiny produktů

Závit	Typ drážky	Materiál	Povrchová úprava	Kód	Strana
ST	Přímá drážka jednocestná	Oc	Zn	26910	10-121
ST	Přímá drážka jednocestná	NO A2		51668	10-121

26910 SECURITY Jednocestný samořezný šroub — K91A

Závit Samořezný závit
Materiál Ocel
Povrchová úprava Pozinkované

d x L	✉	Kód výrobku	d x L	✉	Kód výrobku	d x L	✉	Kód výrobku
ST2,9X19MM	200	26910.029.019	ST3,5X25MM	200	26910.035.025	ST4,2X32MM	200	26910.042.032
						ST4,2X38MM	200	26910.042.038
ST3,5X13MM	200	26910.035.013	ST4,2X19MM	200	26910.042.019	ST4,2X50MM	200	26910.042.050
ST3,5X19MM	200	26910.035.019	ST4,2X25MM	200	26910.042.025	ST4,2X63MM	200	26910.042.063

51668 SECURITY Jednocestný samořezný šroub — K91A

Závit Samořezný závit
Materiál Nerezocel A2

d x L	✉	Kód výrobku	d x L	✉	Kód výrobku	d x L	✉	Kód výrobku
ST2,9X9,5MM	200	51668.029.009	ST4,2X32MM	200	51668.042.032	ST5,5X25MM*	100	51668.055.025
ST2,9X13MM	200	51668.029.013	ST4,2X38MM	200	51668.042.038	ST5,5X32MM*	100	51668.055.032
ST2,9X16MM*	100	51668.029.016	ST4,2X50MM	200	51668.042.050	ST5,5X38MM*	100	51668.055.038
ST2,9X19MM	200	51668.029.019				ST5,5X50MM*	100	51668.055.050
			ST4,8X13MM*	100	51668.048.013	ST5,5X63MM*	100	51668.055.063
ST3,5X13MM	200	51668.035.013	ST4,8X16MM*	100	51668.048.016			
ST3,5X16MM*	100	51668.035.016	ST4,8X19MM*	100	51668.048.019	ST6,3X19MM*	100	51668.063.019
ST3,5X19MM	200	51668.035.019	ST4,8X25MM*	100	51668.048.025	ST6,3X25MM*	100	51668.063.025
ST3,5X25MM	200	51668.035.025	ST4,8X32MM*	100	51668.048.032	ST6,3X32MM*	100	51668.063.032
ST3,5X32MM*	100	51668.035.032	ST4,8X38MM*	100	51668.048.038	ST6,3X38MM*	100	51668.063.038
			ST4,8X50MM*	100	51668.048.050	ST6,3X50MM*	100	51668.063.050
ST4,2X13MM*	100	51668.042.013				ST6,3X63MM*	100	51668.063.063
ST4,2X19MM	200	51668.042.019	ST5,5X19MM*	100	51668.055.019	ST6,3X75MM*	100	51668.063.075
ST4,2X25MM	200	51668.042.025						

SECURITY Samořezný šroub s plochou kulovou hlavou s trojkřídlou drážkou

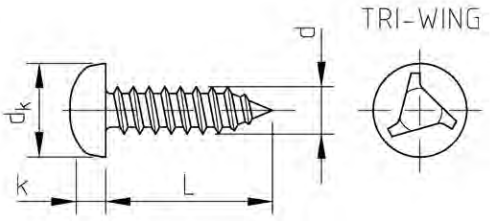

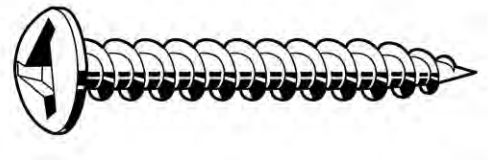

Technické údaje

d	d_k	k	P	Čís. trojkřídlá
ST4.2	8.18	2.44	1.7	W4
ST4.8	9.48	2.88	2	W5

51669 **SECURITY Samořezný šroub s plochou kulovou hlavou s trojkřídlou drážkou** **K91A**

Závit Samořezný závit
Materiál Nerezocel A2

d x L	✉	Kód výrobku	d x L	✉	Kód výrobku	d x L	✉	Kód výrobku
ST4,2X13MM	10	51669.042.013	ST4,2X32MM	10	51669.042.032	ST4,8X19MM	10	51669.048.019
ST4,2X19MM	10	51669.042.019				ST4,8X25MM	10	51669.048.025
ST4,2X25MM	10	51669.042.025	ST4,8X13MM	10	51669.048.013			

SECURITY Šroub s čepem se šestihrannou zápustnou hlavou

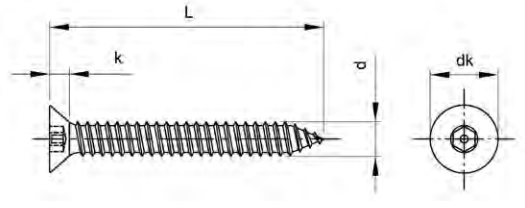

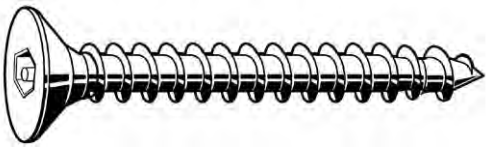

Technické údaje

d	d_k	Drážka	k
ST3.5	6.8	2	2.15
ST4.2	8.1	2.5	2.6
ST4.8	9.5	3	3.15
ST5.5	10.8	4	3.55
ST6.3	12.4	4	4

51588 **SECURITY Šroub s čepem se šestihrannou zápustnou hlavou** **K91A**

Závit Samořezný závit
Materiál Nerezocel A2

d x L	✉	Kód výrobku	d x L	✉	Kód výrobku	d x L	✉	Kód výrobku
ST3,5X9,5MM*	100	51588.035.009	ST4,2X38MM*	100	51588.042.038			
ST3,5X19MM*	100	51588.035.019	ST4,2X50MM*	100	51588.042.050	ST5,5X19MM*	100	51588.055.019
ST3,5X25MM*	100	51588.035.025				ST5,5X32MM*	100	51588.055.032
ST3,5X38MM*	100	51588.035.038	ST4,8X16MM*	100	51588.048.016			
			ST4,8X19MM*	100	51588.048.019	ST6,3X19MM*	100	51588.063.019
ST4,2X13MM*	100	51588.042.013	ST4,8X25MM*	100	51588.048.025	ST6,3X25MM*	100	51588.063.025
ST4,2X16MM*	100	51588.042.016	ST4,8X32MM*	100	51588.048.032	ST6,3X50MM*	100	51588.063.050
ST4,2X19MM*	100	51588.042.019	ST4,8X38MM*	100	51588.048.038			
ST4,2X25MM*	100	51588.042.025	ST4,8X50MM*	100	51588.048.050			

SECURITY Zápustná hlava s T-hvězdicí a trnem

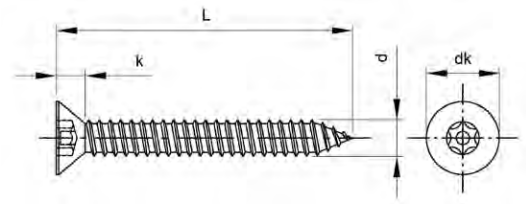

Technické údaje

d	d_k	Drážka	k
ST3.5	6.8	T15	2.15
ST4.2	8.1	T20	2.6
ST4.8	9.5	T25	3.15
ST5.5	10.8	T27	3.55
ST6.3	12.4	T30	4

51573 SECURITY Zápustná hlava s T-hvězdicí a trnem **K91A**

Závit Samořezný závit
Materiál Nerezocel A2

d x L	✉	Kód výrobku	d x L	✉	Kód výrobku	d x L	✉	Kód výrobku
ST3,5X13MM*	100	51573.035.013	ST4,2X32MM*	100	51573.042.032	ST5,5X25MM*	100	51573.055.025
ST3,5X16MM*	100	51573.035.016	ST4,2X38MM*	100	51573.042.038	ST5,5X38MM*	100	51573.055.038
ST3,5X19MM*	100	51573.035.019				ST5,5X50MM*	100	51573.055.050
ST3,5X25MM*	100	51573.035.025	ST4,8X13MM*	100	51573.048.013	ST5,5X75MM*	100	51573.055.075
ST3,5X32MM*	100	51573.035.032	ST4,8X16MM*	100	51573.048.016			
ST3,5X38MM*	100	51573.035.038	ST4,8X19MM*	100	51573.048.019	ST6,3X16MM*	100	51573.063.016
			ST4,8X25MM*	100	51573.048.025	ST6,3X19MM*	100	51573.063.019
ST4,2X13MM*	100	51573.042.013	ST4,8X32MM*	100	51573.048.032	ST6,3X25MM*	100	51573.063.025
ST4,2X16MM*	100	51573.042.016	ST4,8X38MM*	100	51573.048.038	ST6,3X32MM*	100	51573.063.032
ST4,2X19MM*	100	51573.042.019	ST4,8X50MM*	100	51573.048.050	ST6,3X38MM*	100	51573.063.038
ST4,2X25MM*	100	51573.042.025				ST6,3X50MM*	100	51573.063.050

SECURITY Samořezný šroub se zápustnou hlavou s křížovou drážkou a trnem

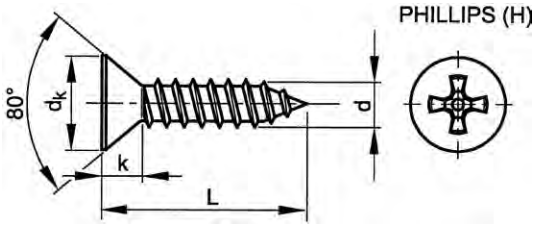

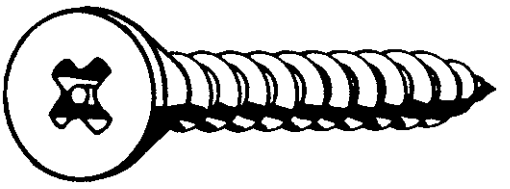

Technické údaje

d	d_k ≈	k ≈	P	Čís. křížové drážky
ST3.5	6.7	2.7	1.3	2
ST4.2	8.3	3.4	1.4	2
ST4.8	9	3.4	1.6	2
ST5.5	10.6	4.3	1.8	3

51594 **SECURITY Samořezný šroub Phillips se zápustnou hlavou s křížovou drážkou a trnem** **K91A**

Závit Samořezný závit
Materiál Nerezocel A2

d x L	✉	Kód výrobku	d x L	✉	Kód výrobku	d x L	✉	Kód výrobku
ST3,5X13MM	10	51594.035.013	ST4,2X32MM	10	51594.042.032	ST4,8X50MM	10	51594.048.050
ST3,5X25MM	10	51594.035.025	ST4,2X38MM	10	51594.042.038			
ST3,5X32MM	10	51594.035.032				ST5,5X19MM	10	51594.055.019
ST3,5X38MM	10	51594.035.038	ST4,8X19MM	10	51594.048.019	ST5,5X25MM	10	51594.055.025
			ST4,8X25MM	10	51594.048.025	ST5,5X32MM	10	51594.055.032
ST4,2X19MM	10	51594.042.019	ST4,8X32MM	10	51594.048.032	ST5,5X38MM	10	51594.055.038
ST4,2X25MM	10	51594.042.025	ST4,8X38MM	10	51594.048.038	ST5,5X50MM	10	51594.055.050

Samořezný vrut se zápustnou hlavou a 2 otvory

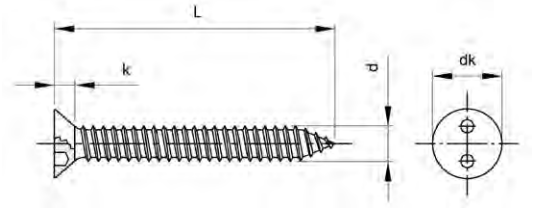

Technické údaje

d	d_k	k
ST2.9	5.6	1.7
ST3.5	6.8	2.15
ST4.2	8.1	2.6
ST4.8	9.5	3.15
ST5.5	10.8	3.55
ST6.3	12.4	4

51596 **Samořezný vrut se zápustnou hlavou a 2 otvory** **K91A**

Závit Samořezný závit
Materiál Nerezocel A2

d x L	✉	Kód výrobku	d x L	✉	Kód výrobku	d x L	✉	Kód výrobku
ST2,9X6,5MM*	100	51596.029.006	ST3,5X13MM*	100	51596.035.013	ST4,2X13MM*	100	51596.042.013
ST2,9X9,5MM*	100	51596.029.009	ST3,5X16MM*	100	51596.035.016	ST4,2X16MM*	100	51596.042.016
ST2,9X13MM*	100	51596.029.013	ST3,5X19MM*	100	51596.035.019	ST4,2X19MM*	100	51596.042.019
ST2,9X19MM*	100	51596.029.019	ST3,5X25MM*	100	51596.035.025	ST4,2X25MM*	100	51596.042.025
ST2,9X25MM*	100	51596.029.025	ST3,5X32MM*	100	51596.035.032	ST4,2X32MM*	100	51596.042.032
			ST3,5X38MM*	100	51596.035.038	ST4,2X38MM*	100	51596.042.038
ST3,5X9,5MM*	100	51596.035.009				ST4,2X50MM*	100	51596.042.050

51596 **Samořezný vrut se zápustnou hlavou a 2 otvory** ←

d x L	✉	Kód výrobku	d x L	✉	Kód výrobku	d x L	✉	Kód výrobku
			ST4,8X38MM*	100	51596.048.038	ST5,5X38MM*	100	51596.055.038
ST4,8X13MM*	100	51596.048.013	ST4,8X45MM*	100	51596.048.045	ST5,5X50MM*	100	51596.055.050
ST4,8X16MM*	100	51596.048.016	ST4,8X50MM*	100	51596.048.050			
ST4,8X19MM*	100	51596.048.019				ST6,3X50MM*	100	51596.063.050
ST4,8X25MM*	100	51596.048.025	ST5,5X25MM*	100	51596.055.025			
ST4,8X32MM*	100	51596.048.032	ST5,5X32MM*	100	51596.055.032			

Samořezný vrut s vypouklou hlavou a 2 otvory

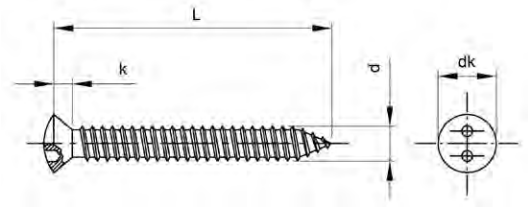

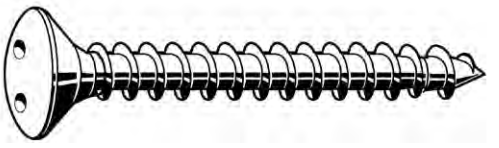

Technické údaje

d	d_k	k
3.5	5.7	1.65
4.2	7.6	2.2
4.8	9.5	2.75

51597 **Samořezný vrut s vypouklou hlavou a 2 otvory** **K91A**

Závit Samořezný závit
Materiál Nerezocel A2

RoHS

d x L	✉	Kód výrobku	d x L	✉	Kód výrobku	d x L	✉	Kód výrobku
ST3,5X16MM*	100	51597.035.016	ST4,2X13MM*	100	51597.042.013			
ST3,5X19MM*	100	51597.035.019	ST4,2X19MM*	100	51597.042.019	ST4,8X13MM*	100	51597.048.013
ST3,5X25MM*	100	51597.035.025	ST4,2X25MM*	100	51597.042.025	ST4,8X19MM*	100	51597.048.019
ST3,5X32MM*	100	51597.035.032	ST4,2X32MM*	100	51597.042.032	ST4,8X25MM*	100	51597.048.025
ST3,5X38MM*	100	51597.035.038	ST4,2X38MM*	100	51597.042.038	ST4,8X32MM*	100	51597.048.032
ST3,5X50MM*	100	51597.035.050	ST4,2X50MM*	100	51597.042.050	ST4,8X38MM*	100	51597.048.038

SECURITY Vrut s vypouklou hlavou a jednocestnou drážkou

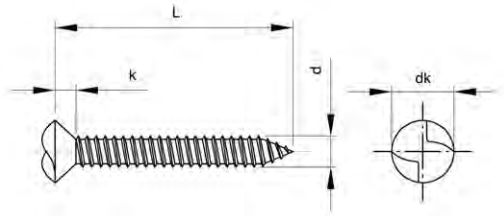

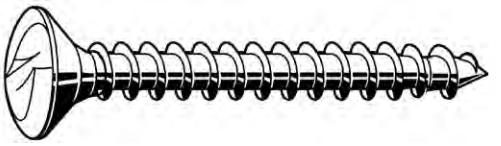

Technické údaje

d	d_k	k
4.2	8.4	3.9
4.8	9.8	4.5

51671 **SECURITY Vrut s vypouklou hlavou a jednocestnou drážkou** **K91A**

Závit Samořezný závit
Materiál Nerezocel A2

d x L	✉	Kód výrobku	d x L	✉	Kód výrobku	d x L	✉	Kód výrobku
ST4,2X13MM*	100	51671.042.013	ST4,2X38MM*	100	51671.042.038	ST4,8X19MM*	100	51671.048.019
ST4,2X19MM*	100	51671.042.019				ST4,8X25MM*	100	51671.048.025
ST4,2X25MM*	100	51671.042.025	ST4,8X13MM*	100	51671.048.013	ST4,8X38MM*	100	51671.048.038
ST4,2X32MM*	100	51671.042.032						

SECURITY Šroub do dřeva s půlkulovou hlavou se čtyřhrannou drážkou

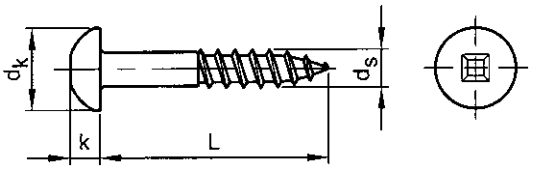

Technické údaje

d_s	d_k	k (max.)	Čís. čtyřhranu
4.2	8	2.8	2

Skupiny produktů

Typ drážky	Materiál	Povrchová úprava		Kód	Strana
S vnitřním čtyřhranem	Oc	Zn		25750	10-126
S vnitřním čtyřhranem	Oc	Zn	s plným závitem	25751	10-127

10

25750 **SECURITY Šroub do dřeva s půlkulovou hlavou se čtyřhrannou drážkou** **K05A**

Materiál Ocel
Povrchová úprava Pozinkované

d_s x L	✉	Kód výrobku	d_s x L	✉	Kód výrobku	d_s x L	✉	Kód výrobku
4,2X32MM	200	25750.042.032	4,2X38MM	200	25750.042.038	4,2X50MM	200	25750.042.050

25751	SECURITY Šroub do dřeva s půlkulovou hlavou se čtyřhrannou drážkou	K05A

Materiál Ocel
Povrchová úprava Pozinkované

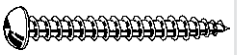

d_s x L	✉	Kód výrobku	d_s x L	✉	Kód výrobku
4,2X19MM	200	25751.042.019	4,2X25MM	200	25751.042.025

SECURITY Drive-in konektor s šestihranem

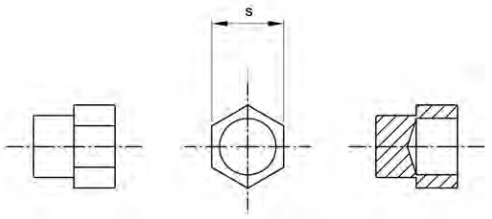

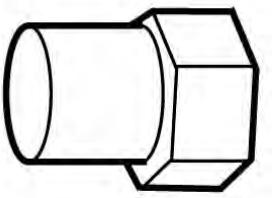

Technické údaje

d	s
M4	4
M5	5
M6	6
M8	8

51674	SECURITY Drive-in konektor s šestihranem	K91A

Materiál Nerezocel A1

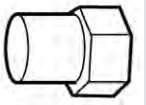

d	✉	Kód výrobku	d	✉	Kód výrobku	d	✉	Kód výrobku
M4*	100	51674.040.001	M6*	100	51674.060.001	M8*	100	51674.080.001
M5*	100	51674.050.001						

SECURITY Drive-in konektor s šesti křídly

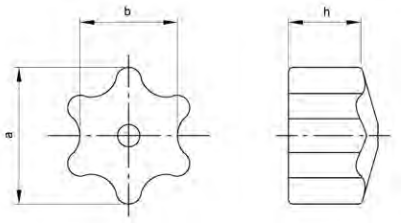

Technické údaje

d	a	b	Drážka	h
10	2.74	2.05	T10	1.1
15	3.27	2.4	T15	1.8
20	3.86	2.85	T20	1.6
25	4.43	3.25	T25	2.45
30	5.52	4.05	T30	2.2
40	6.65	4.85	T40	3.4

51675 **SECURITY Drive-in konektor s šesti křídly** **K91A**

Materiál Nerezocel

Rozměr	✉	Kód výrobku	Rozměr	✉	Kód výrobku	Rozměr	✉	Kód výrobku
T10*	100	51675.000.010	T20*	100	51675.000.020	T30*	100	51675.000.030
T15*	100	51675.000.015	T25*	100	51675.000.025	T40*	100	51675.000.040

Navařovací svorník

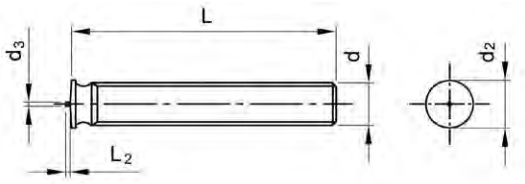

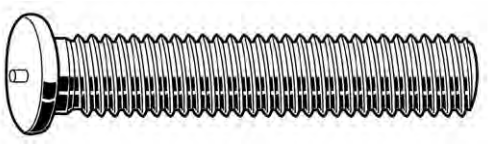

Technické údaje

d_2	d_2	d_3	k	L_2
M3	4.5	0.5	0.7	0.5
M4	5.5	0.6	0.7	0.7
M5	6.5	0.8	0.8	0.8
M6	7.5	0.9	0.8	1.0
M8	9	1.2	0.8	1.4

51190 **Navařovací svorník** **R09A**

Závit Metrický závit
Materiál Nerezocel A2



d x L	✉	Kód výrobku	d x L	✉	Kód výrobku	d x L	✉	Kód výrobku
M3X8*	500	51190.030.008	M4X20*	500	51190.040.020	M5X30*	500	51190.050.030
M3X10*	500	51190.030.010	M4X25*	500	51190.040.025	M5X35*	500	51190.050.035
M3X12*	500	51190.030.012	M4X30*	500	51190.040.030	M5X40*	500	51190.050.040
M3X16*	500	51190.030.016	M4X35*	500	51190.040.035			
M3X20*	500	51190.030.020				M6X8*	200	51190.060.008
M3X25*	500	51190.030.025	M5X8*	500	51190.050.008	M6X10*	200	51190.060.010
			M5X10*	500	51190.050.010	M6X12*	200	51190.060.012
M4X8*	500	51190.040.008	M5X12*	500	51190.050.012	M6X16*	200	51190.060.016
M4X10*	500	51190.040.010	M5X16*	500	51190.050.016	M6X20*	200	51190.060.020
M4X12*	500	51190.040.012	M5X20*	500	51190.050.020	M6X25*	200	51190.060.025
M4X16*	500	51190.040.016	M5X25*	500	51190.050.025	M6X30*	200	51190.060.030

51190	Navařovací svorník							
d x L	✉	Kód výrobku	d x L	✉	Kód výrobku	d x L	✉	Kód výrobku
M6X35*	200	51190.060.035	M8X16*	200	51190.080.016	M8X40*	200	51190.080.040
M6X40*	200	51190.060.040	M8X20*	200	51190.080.020	M8X45*	200	51190.080.045
			M8X25*	200	51190.080.025	M8X50*	200	51190.080.050
M8X10*	200	51190.080.010	M8X30*	200	51190.080.030	M8X60*	200	51190.080.060
M8X12*	200	51190.080.012	M8X35*	200	51190.080.035			

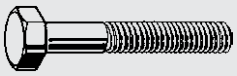
1 Šrouby

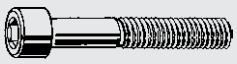
2 Produkty s vnitřním šestihranem

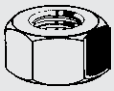
3 Matice, nýtovací matice a závitové vložky

4 Závitové tyče a svorníky

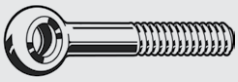
5 Šrouby s okem a hákem

6 Vruty, šrouby

I Seznam

7 Podložky a O-kroužky

8 Kotvy

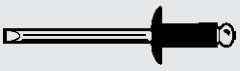
9 Nýty a kolíky

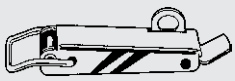
10 Nábytkářský a bezpečnostní materiál

11 Kolekce

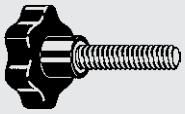
12 Strojní součástky

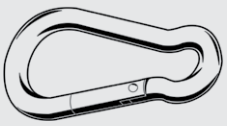
13 Speciální nerezový materiál

T Technické informace

Kolekce 11

Strana 11-3

Plastová kazeta

Strana 11-14

Ocelová kazeta

Strana 11-23

Doplňkový sortiment

Strana 11-26

Přenosný box

Kvalitní Kolekce Fabory

Kvalitní Kolekce Fabory, sestavené z nejoblíbenějších spojovacích prvků, tvoří jedinečnou řadu plastových (typy 9T a 18T) a ocelových (typ S) kazet s výrobky k opravám, údržbě, službám atd. Všechny Kvalitní Kolekce Fabory jsou standardně dostupné na skladě.

Více než 120 plastových boxů (typy 9T a 18T) Kvalitních Kolekcí Fabory bylo pečlivě vybráno ze spojovacích prvků od nejlepších prodejců a po léta byly nepostradatelným nástrojem každého údržbáře a servisního technika.

Všechny pevné průhledné kazety jsou dodávány se srozumitelným štítkem, vhodně uspořádanou tabulkou obsažených výrobků a uzamykatelným víkem. Plastové krabice, šetrné k životnímu prostředí, jsou dodávány s 9 nebo 18 vnitřními přihrádkami.

Vzhledem k jejich unikátnímu složení obsahuje více než 100 ocelových boxů Fabory Kvalitních Kolekcí (typ S) kompletní řadu spojovacích prvků a jsou proto zcela vhodné k opravám a údržbě v továrně, na staveništi nebo v dílně.

Všechny pevné ocelové kazety jsou dodávány s trvanlivou plastovou vnitřní částí, srozumitelným štítkem a přehledně uspořádanou tabulkou obsažených výrobků v několika jazycích.

Plastová kazeta se sortimentem

41000	Plastová kazeta se sortimentem	Y94A

Rozměr	✉	Kód výrobku		
9 T 1	1	41000.000.001	Složení: • Pružné pojistné podložky s rovným zakončením dle DIN 127 B. • Pozinkovaná ocel. • Obsah: • M5 / M6 / M8 / M10 / M11 / M12 / M14 / M16 / M20. • 523 ks	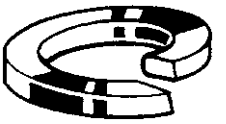
9 T 3	1	41000.000.003	Složení: • Vějířové pojistné podložky s vnějším ozubením dle DIN 6798 A. • Pozinkovaná ocel. • Obsah: • M4 / M5 / M6 / M8 / M10 / M12 / M14 / M16 / M20. • 743 ks	
9 T 5	1	41000.000.005	Složení: • Zápustné vějířové pojistné podložky s vnějším ozubením dle DIN 6798 V. • Ocel. • Obsah: • M3 / M4 / M5 / M6 / M8 / M10 / M12 / M14 / M16 / M20. • 595 ks.	
9 T 6	1	41000.000.006	Složení: • Vlnité pružné podložky dle DIN 137 B. • Ocel. • Obsah: • M5 / M6 / M7 / M8 / M10 / M12 / M14 / M16 / M20. • 570 ks.	
9 T 7	1	41000.000.007	Složení: • Ploché podložky bez zkosení dle DIN 125-1 A. • Pozinkovaná ocel. • Obsah: • M3 / M4 / M5 / M6 / M8 / M10 / / M12 / M14 / M16. • 825 ks	
9 T 8	1	41000.000.008	Složení: • Ploché podložky s jedním zkosením dle DIN 125-1 B. • Mosaz. • Obsah: • M3 / M4 / M5 / M6 / M8 / M10 / M12 / M14 / M16. • 835 ks.	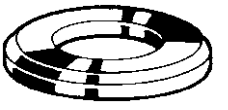
9 T 9	1	41000.000.009	Složení: • Ploché podložky s jedním zkosením dle DIN 125-1 B a ploché podložky bez sražení dle DIN 125-1 A. • Ocel. • Obsah: • M5 / M6 / M8 / M10 / M11 / M12 / M14 / M16 / M20. • 440 ks.	
18 T 10	1	41000.000.010	Složení: • Těsnicí kroužky dle DIN 7603 A. • Hliník 99F11, tvrdost HB 32-45. • Obsah: • Ø 4x8x1 / 5x9x1 / 6x10x1 / 6x12x1 / 8x12x1 / 8x14x1 / 10x14x1 / 12x18x1,5 / 14x20x1,5 / 16x20x1,5 / 16x22x1,5 / 18x24x1,5 / 20x26x1,5 / 22x27x1,5 / 24x30x2 / 26x32x2. • 571 ks	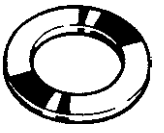
9 T 11	1	41000.000.011	Složení: • Karosářské podložky a ploché podložky d2 ≈ 3xd1 dle DIN 9021. • Pozinkovaná ocel. • Obsah: • Karosářské podložky: M4x20 / M5x20 / M6x25 / M8x30 / M10x30 / M12x36. • DIN 9021: M6x18 / M8x24 / M10x30. • 180 ks	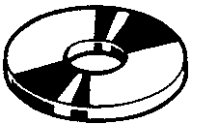
9 T 12	1	41000.000.012	Složení: • Vymezovací podložky tloušťky 0,1 mm. • Ocel. • Obsah: • Ø 8x20 / 10x22 / 12x24 / 14x26 / 16x28 / 18x30 / 20x32 / 22x34 / 24x36. • 215 ks	

41000 Plastová kazeta se sortimentem

Rozměr	✉	Kód výrobku		
9 T 13	1	41000.000.013	Složení: • Miskové podložky, otevřený model. • Poniklovaná mosaz. • Obsah: • Ø 3,2 / 4 / 4,8 / 5,5 / 6,6 / 7,4. • 850 ks	
18 T 14	1	41000.000.014	Složení: • Těsnicí kroužky dle DIN 7603 A. • Měď, žíháno. • Obsah: • Ø 5x10x1 / 6x10x1 / 7x10x1 / 8x12x1 / 9x14x1 / 10x16x1,5 / 10,5x17x1,5 / 11x17x1,5 / 12x16x1,5 / 12,5x20x1,5 / 13x18x2 / 14x18x1 / 14x20x1,5 / 15x20x2 / 16x22x2 / 16,5x24x2 / 17x24x2 / 17,5x25x2. • 244 ks.	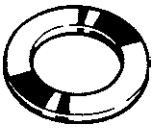
9 T 15	1	41000.000.015	Složení: • Těsnicí kroužky dle DIN 7603 A. • Měď, žíháno: • Obsah: • Ø 18x24x2 / 20x24x2 / 22x26x2 / 24x30x2 / 26x33x2 / 28x35x2 / 30x38x2 / 32x40x2 / 35x45x2. • 90 ks.	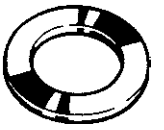
9 T 16	1	41000.000.016	Složení: • Závlačky dle DIN 94. • Ocel. • Obsah: • 1x25 / 1,6x32 / 2x40 / 2,5x40 / 3,2x40 -x50 / 4x32 -x50 / 5x50. • 600 ks.	
9 T 17	1	41000.000.017	Složení: • Šrouby s válcovou hlavou s drážkou dle DIN 84 a šestihranné matice dle DIN 934. • Ocel třídy 4.8-l8l pozinkovaná. • Obsah: • M3x25 -x40 / M4x25 -x40 / M5x25 -x40 / M6x25 -x40 -x50. • 550 ks.	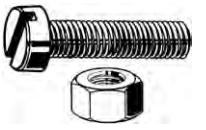
9 T 18	1	41000.000.018	Složení: • Šrouby se zápustnou hlavou s drážkou dle DIN 963 a šestihranné matice DIN 934. • Ocel třídy 4.8-l8l pozinkovaná. • Obsah: • M3x10 -x30 / M4x16 -x40 / M5x16 -x30 -x40 / M6x16 -x50. • 490 ks.	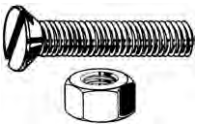
9 T 19	1	41000.000.019	Složení: • Šrouby s válcovou vypouklou hlavou s křížovou drážkou Phillips (H) dle DIN 7985 H a šestihranné matice dle DIN 934. • Ocel třídy 4.8-l8l pozinkovaná. • Obsah: • M3x25 -x30 / M4x25 -x40 / M5x25 -x40 / M6x25 -x40 -x50. • 550 ks.	
9 T 20	1	41000.000.020	Složení: • Šrouby se zápustnou hlavou s křížovou drážkou Phillips (H) dle DIN 965 H a šestihranné matice DIN 934. • Ocel třídy 4.8-l8l pozinkovaná. • Obsah: • M3x10 -x20 / M4x16 -x30 / M5x16 -x30 -x40 / M6x16 -x50. • 480 ks.	
9 T 21	1	41000.000.021	Složení: • Šrouby s válcovou hlavou s drážkou dle DIN 84 a šestihranné matice dle DIN 934. • Ocel třídy 4.8-l8l pozinkovaná. • Obsah: • M5x10 -x16 -x20 -x25 / M6x10 -x16 -x20 -x25 -x30. • 400 ks.	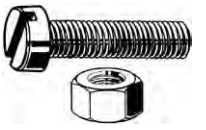
9 T 22	1	41000.000.022	Složení: • Šrouby s válcovou hlavou s drážkou dle DIN 84 a šestihranné matice dle DIN 934. • Mosaz. • Obsah: • M3x25 -x40 / M4x25 -x40 / M5x25 -x40 / M6x25 -x40 -x50. • 470 ks.	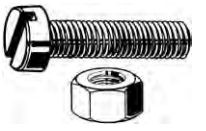
9 T 23	1	41000.000.023	Složení: • Samořezné šrouby s nízkou válcovou hlavou s drážkou dle DIN 7971 C a se zápustnou hlavou čočkovitou s drážkou dle DIN 7973 C. • Poniklovaná ocel. • Obsah: • ST2,9x13 / ST3,5x16 -x19 / ST4,2x16 -x19 -x25 / ST4,8x16 -x19 / ST5,5x25. • 390 ks.	
9 T 24	1	41000.000.024	Složení: • Samořezné šrouby s nízkou válcovou hlavou s drážkou dle DIN 7971 C. • Poniklovaná ocel. • Obsah: • ST2,9x13 / ST3,5x16 -x19 / ST4,2x16 -x19 -x25 / ST4,8x16 -x19 / ST5,5x25. • 390 ks.	
9 T 25	1	41000.000.025	Složení: • Samořezné šrouby se zápustnou hlavou čočkovitou dle DIN 7973 C. • Poniklovaná ocel. • Obsah: • ST2,9x13 / ST3,5x16 -x19 / ST4,2x16 -x19 -x25 / ST4,8x16 -x19 / ST5,5x25. • 390 ks.	

41000 Plastová kazeta se sortimentem

Rozměr	✉	Kód výrobku	
9 T 26	1	41000.000.026	Složení: • SECURITY Jednorázové samořezné šrouby. • Pozinkovaná ocel. • Obsah: • ST2,9x19 / ST3,5x13 -x19 -x25 / ST4,2x19 -x25 -x32 -x38 -x50. • 370 ks.
9 T 27	1	41000.000.027	Složení: • Samořezné šrouby se šestihrannou hlavou dle ≈ DIN 7976 C, šrouby se šestihrannou hlavou dle DIN 7976 F a samořezné střešní a čelní šrouby s těsnicím kroužkem. • Pozinkovaná ocel a pozinkovaná, žlutě pasivovaná ocel. • Obsah: • ≈ DIN 7976 C: ST3,5x16 / ST4,2x16 -x19 -x25 / ST4,8x19 -x25 • DIN 7976 F: ST6,3x25. • Střešní s těsnicí podložkou: ST5,6x13 / ST6,5x20. • 255 ks.
18 T 28	1	41000.000.028	Složení: • Samořezné šrouby Phillips (H) s válcovou vypouklou hlavou s křížovou drážkou dle DIN 7981 C-H a samořezné šrouby Phillips (H) se zápustnou hlavou čočkovitou s křížovou drážkou dle DIN 7983 C-H. • Pozinkovaná ocel, černě pasivovaná. • Obsah: • ST2,9x19 / ST3,5x16 -x25 / ST4,2x16 -x25 -x32 / ST4,8x19 -x25 -x32. • 440 ks.
9 T 29	1	41000.000.029	Složení: • Šrouby se šestihrannou hlavou dle ISO 8765, šrouby se šestihrannou hlavou dle ISO 8676 a šestihranné matice dle DIN 934. Metrický závit s jemným stoupáním. • Ocel třídy 8.8-l8l. • Obsah: • M8x1x30 -x40 / M10x1x30 -x40 / M10x1,25x30 -x40. • 76 ks.
9 T 30	1	41000.000.030	Složení: • Šrouby se šestihrannou hlavou dle ISO 4017 a šestihranné matice dle DIN 934. • Ocel třídy 8.8-l8l pozinkovaná. • Obsah: • M5x12 -x16 -x20 -x25 / M6x12 -x16 -x20 -x25 -x30. • 320 ks.
9 T 32	1	41000.000.032	Složení: • Šrouby s šestihrannou hlavou a šestihranné matice. • Ocel třídy ≈ 8.8/8. • Obsah: • UNC 1/4 x 5/8 -x 3/4 -x 1.IN. -x 1.1/4 / UNC 5/16 x 1.IN. -x 1.1/2 / UNC 3/8 x 1.IN. -x 1.1/2 / UNC 1/2 x 1.1/4. • 126 ks.
9 T 33	1	41000.000.033	Složení: • Šrouby se šestihrannou hlavou dle DIN 933 (1954) a šestihranné matice dle DIN 934 (1954). • Ocel třídy ≈ 8.8/8. • Obsah: • BSW 1/4 x15 -x20 -x25 -x30 / BSW 5/16 x20 -x30 / BSW 3/8 x25 -x35 / BSW 1/2 x30. • 110 ks.
9 T 34	1	41000.000.034	Složení: • Šrouby se šestihrannou hlavou dle ISO 4017 a šestihranné matice dle DIN 934. • Mosaz. • Obsah: • M5x12 -x16 -x20 -x25 / M6x12 -x16 -x20 -x25 -x30. • 300 ks.
9 T 35	1	41000.000.035	Složení: • Šrouby s hlavou s vnitřním šestihranem dle DIN 912. • Ocel třídy 8.8 pozinkovaná. • Obsah: • M6x16 -x20 -x25 -x30 / M8x25 -x30 -x35 / M10x25 -x35. • 95 ks.
9 T 36	1	41000.000.036	Složení: • Šrouby s hlavou s vnitřním šestihranem. • Ocel třídy ≈ 12.9. • Obsah: • UNC 1/4 x 5/8 -x 3/4 -x 1.IN. -x 1.1/4 / UNC 5/16 x 1.IN. -x 1.1/4 -x 1.1/2 / UNC 3/8 x 1.IN. -x 1.1/2. • 98 ks
9 T 37	1	41000.000.037	Složení: • Šrouby se zápustnou hlavou s vnitřním šestihranem dle DIN 7991. • Ocel třídy 8.8 pozinkovaná. • Obsah: • M6x20 -x25 -x30 / M8x20 -x25 -x30 -x40 / M10x30 -x40. • 78 ks.
9 T 39	1	41000.000.039	Složení: • Šrouby se šestihrannou hlavou dle ISO 4017 a šestihranné matice dle DIN 934. • Ocel třídy 8.8-l8l pozinkovaná, žlutě pasivovaná. • Obsah: • M5x10 -x20 / M6x12 -x30 / M8x20 -x40 / M10x30 -x40. • 190 ks.
9 T 40	1	41000.000.040	Složení: • Šrouby s hlavou s vnitřním šestihranem dle DIN 912. • Ocel třídy 12.9. • Obsah: • M6x16 -x20 -x25 -x30 / M8x25 -x30 -x35 / M10x25 -x35. • 95 ks.

41000 Plastová kazeta se sortimentem

Rozměr	✉	Kód výrobku		
18 T 41	1	41000.000.041	Složení: • Plné těsnicí kroužky dle DIN 7603 C. • Měď / FESTAPLAN. • Obsah: • Ø 5x9x1,5 / 6x10x1,5 / 8x12x1,5 / 8x14x1,5 / 10x14x1,5 / 10x16x1,5 / 12x16x2 / 12x18x2 / 14x18x2 / 14x20x2 / 16x20x2 / 16x22x2 / 18x22x2 / 18x24x2 / 20x24x2 / 20x26x2 / 22x27x2 / 22x29x2. • 200 ks	
9 T 42	1	41000.000.042	Složení: • Plné těsnicí kroužky dle DIN 7603 C. • Měď / FESTAPLAN. • Obsah: • Ø 24x32x2,5 / 26x32x2,5 / 26x34x2,5 / 30x36x2,5 / 30x38x2,5 / 32x38x2,5 / 35x41x2,5 / 38x44x2,5 / 40x47x2,5. • 65 ks.	
9 T 51	1	41000.000.051	Složení: • Hladká pera - vysoký typ dle DIN 6885 A. • Ocel. • Obsah: • 5x5x20 -x32 -x40 / 6x6x20 -x32 / 8x7x40 -x50 / 10x8x50 -x63. • 90 ks	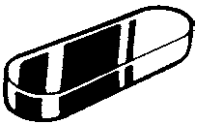
9 T 54	1	41000.000.054	Složení: • Těsnicí (spojovací) kroužky. • Fíbr. • Obsah: • Ø 20x24 / 22x26 / 24x28 / 25x34 / 26x33 / 28x40 / 30x42 / 32x44 / 34x46. • 120 ks	
18 T 55	1	41000.000.055	Složení: • Šestihranné matice dle ≈ DIN 934, šrouby s válcovou hlavou s drážkou dle ≈ DIN 84 a ploché podložky bez zkosení ≈ DIN 125-1 A. • Plast PA 6.6 (bílý). • Obsah: • M3x6 -x8 -x10 -x12 / M4x8 -x10 -x12 -x16 / M5x10 -x16 -x20 -x25. • 770 ks	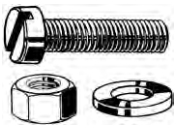
9 T 56	1	41000.000.056	Složení: • Ploché podložky bez zkosení. • Hliník Sopral AG3. • Obsah: • M3 / M4 / M5 / M6 / M8 / M10 / M12 / M16 / M20. • 514 ks	
9 T 57	1	41000.000.057	Složení: • DUBO pojistné kroužky pro šestihranné šrouby a matice. • Plast PA 6 (bílý). • Obsah: • M5 / M6 / M8 / M10 / M12 / M14 / M16 / M18 / M20. • 311 ks	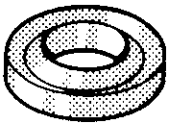
9 T 58	1	41000.000.058	Složení: • Ploché podložky bez zkosení dle ≈ DIN 125-1 A. • Plast PA 6.6 (bílý). • Obsah: • M4 / M5 / M6 / M8 / M10 / M12 / M14 / M16 / M20. • 484 ks	
9 T 59	1	41000.000.059	Složení: • Šrouby se šestihrannou hlavou dle ≈ ISO 4017, šestihranné matice dle ≈ DIN 934 a šrouby s válcovou hlavou s drážkou dle ≈ DIN 84. • Plast PA 6.6 (bílý). • Obsah: • M5x20 / M6x20 -x40 / M8x30 -x50 / M10x50. • 106 ks	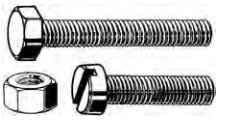
18 T 60	1	41000.000.060	Složení: • Průchodky. • Plast PA 6.6 (bílý). • Obsah: • Ø 2,5x5x5 / 2,5x5x15 / 3x8x5 / 3x8x15 / 3,5x6x5 / 3,5x6x15 / 4x8x15 / 5x10x5 / 5x10x15 / 6x10x5 / 6x10x15 / 8x12x5 / 8x12x15 / 10x15x5 / 10x15x15 / 10x15x25 / 12x18x5 / 12x18x15. • 191 ks	
9 T 62	1	41000.000.062	Složení: • Šrouby se zápustnou hlavou do dřevotřísky s křížovou drážkou Pozidriv (Z). • Pozinkovaná ocel. • Obsah: • 3x13 -x17 -x20 / 3,5x20 -x25 / 4x20 -x25 -x30 / 5x40. • 380 ks	
9 T 66	1	41000.000.066	Složení: • Závlačky dle DIN 94. • Nerez ocel A2. • Obsah: • 1x20 / 1,6x20 / 2x32 / 2,5x32 / 3,2x32 -x40 / 4x40 / 5x50 / 6,3x50. • 165 ks	
9 T 68	1	41000.000.068	Složení: • Šrouby s hlavou s vnitřním šestihranem dle DIN 912. • Nerez ocel A2-70. • Obsah: • M6x16 -x20 -x25 -x30 / M8x25 -x30 -x35 / M10x25 -x35. • 85 ks	
18 T 69	1	41000.000.069	Složení: • Šrouby s válcovou hlavou s drážkou dle DIN 84, šestihranné matice dle DIN 934, ploché podložky bez zkosení dle DIN 125-1 A a pružné pojistné podložky s rovným zakončením dle ≈ DIN 127 B. • Nerez ocel A2-70. • Obsah: • M1,6x6 / M2x8 / M2,5x10 / M3x6 -x8 -x10 / M4x8 -x10 -x12 / M5x10 -x16 -x20. • 945 ks	

41000 Plastová kazeta se sortimentem

Rozměr	✉	Kód výrobku		
9 T 70	1	41000.000.070	Složení: • Pružné pojistné podložky s rovným zakončením dle DIN 127 B. • Nerez ocel A2. • Obsah: • M4 / M5 / M6 / M8 / M10 / M12 / M14 / M16 / M20. • 527 ks	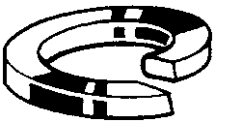
9 T 71	1	41000.000.071	Složení: • Ploché podložky bez rovným dle DIN 125-1 A. • Nerez ocel A2. • Obsah: • M4 / M5 / M6 / M8 / M10 / M12 / M14 / M16 / M20. • 390 ks	
9 T 72	1	41000.000.072	Složení: • Šrouby do dřeva s půlkulatou hlavou a drážkou dle DIN 96. • Nerez ocel A2. • Obsah: • 3x12 -x16 / 4x20 -x25 -x30 -x40 / 5x25 -x40 -x50. • 279 ks	
9 T 73	1	41000.000.073	Složení: • Šrouby do dřeva se zápustnou hlavou s drážkou dle DIN 97. • Nerez ocel A2. • Obsah: • 3x20 -x25 / 4x20 -x25 -x30 -x40 / 5x30 -x40 -x50. • 223 ks	
9 T 74	1	41000.000.074	Složení: • Šrouby do dřevotřísky se zápustnou hlavou s křížovou drážkou Pozidriv (Z). • Nerez ocel A2. • Obsah: • 3,5x25 -x30 / 4x20 -x30 -x40 -x50 / 5x50 -x60 -x70. • 220 ks	
9 T 75	1	41000.000.075	Složení: • Šrouby s šestihrannou hlavou dle ISO 4017 a šestihranné matice dle DIN 934. • Nerez ocel A2-70. • Obsah: • M6x16 -x20 -x25 / M8x20 -x25 -x30 / M10x25 -x30 -x40. • 138 ks	
9 T 76	1	41000.000.076	Složení: • Šrouby s válcovou hlavou s drážkou dle DIN 84 a šestihranné matice dle DIN 934. • Nerez ocel A2-70. • Obsah: • M4x10 -x16 -x20 / M5x10 -x16 -x20 / M6x16 -x20 -x25. • 360 ks	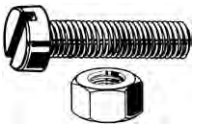
9 T 77	1	41000.000.077	Složení: • Šrouby se zápustnou hlavou s drážkou dle DIN 963 a šestihranné matice dle DIN 934. • Nerez ocel A2-70. • Obsah: • M4x10 -x16 -x20 / M5x10 -x16 -x20 / M6x16 -x20 -x25. • 360 ks	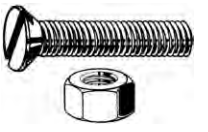
9 T 78	1	41000.000.078	Složení: • Samořezné šrouby s nízkou válcovou hlavou s drážkou dle DIN 7971 C. • Nerez ocel A2. • Obsah: • ST2,9x13 / ST3,5x9,5 -x13 -x19 / ST4,2x13 -x19 -x25 / ST4,8x19 -x25. • 265 ks	
9 T 79	1	41000.000.079	Složení: • Samořezné šrouby se zápustnou hlavou čočkovitou s drážkou dle DIN 7973 C. • Nerez ocel A2. • Obsah: • ST2,9x13 / ST3,5x9,5 -x13 -x19 / ST4,2x13 -x19 -x25 / ST4,8x19 -x25. • 265 ks	
9 T 80	1	41000.000.080	Složení: • Samosvorné šestihranné matice s nekovovou vložkou dle DIN 985. • Ocel třídy 5/8 pozinkovaná. • Obsah: • M4 / M5 / M6 / M7 / M8 / M10 / M12 / M14 / M16. • 214 ks	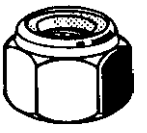
9 T 81	1	41000.000.081	Složení: • Samosvorné šestihranné matice s nekovovou vložkou dle DIN 985. • Ocel třídy ≥ 6 pozinkovaná. • Obsah: • M10x1 -x1,25 / M12x1,25 -x1,5UNF 1/4 / UNF 5/16 / UNF 3/8 / UNF 7/16 / UNF 1/2. • 95 ks	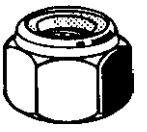
18 T 85	1	41000.000.085	Složení: • O-kroužky (metrické). • Pryž - NBR 70° shore (černá). • Obsah: • Ø 5x1,5 / 6x1,5 / 7x1,5 / 8x1,5 / 8x2 / 10x2 / 12x2 / 11,3x2,4 / 13,3x2,4 / 12x2,5 / 14x2,5 / 15x2,5 / 16x2,5 / 18x3 / 20,2x3 / 22,2x3 / 24,2x3 / 26,2x3. • 179 ks	
18 T 86	1	41000.000.086	Složení: • O-kroužky (nemetrické). • Pryž - NBR 70° shore (černá). • Obsah: • Ø 5,28x1,78 / 6,07x1,78 / 7,66x1,78 / 9,25x1,78 / 10,82x1,78 / 12,42x1,78 / 10,78x2,62 / 12,37x2,62 / 13,95x2,62 / 15,08x2,62 / 17,13x2,62 / 18,72x2,62 / 20,29x2,62 / 21,89x2,62 / 23,47x2,62 / 23,40x3,53 / 24,99x3,53 / 26,58x3,53. • 167 ks	

41000 Plastová kazeta se sortimentem

Rozměr	✉	Kód výrobku		
9 T 88	1	41000.000.088	Složení: • Průchodky. • Pryž (černá). • Obsah: • Ø 4x6,4 / 5,5x8 / 6,4x9,5 / 8x9,5 / 9,5x12,5 / 11x12,5 / 12,5x17,5 / 14,2x17,5 / 16x19. • 218 ks	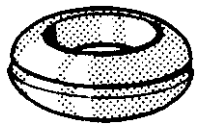
9 T 89	1	41000.000.089	Složení: • Zaslepovací zátky. • Pryž (černá). • Obsah: • Ø 6,4x9,5 / 8x14,2 / 9,5x15,4 / 11,2x17,7 / 12,5x18,7 / 15,5x22 / 19x25,5 / 20x25,5 / 22,5x28,4. • 178 ks	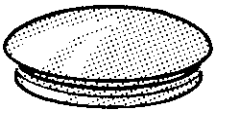
9 T 91	1	41000.000.091	Složení: • Nýty s půlkulovou hlavou dle DIN 660 a nýty se zápustnou hlavou dle DIN 661. • Měď. • Obsah: • 2x6 -x10 / 3x6 -x10 / 4x10 -x16 / 5x12 -x20 / 6x20. • 620 ks	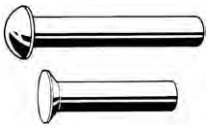
9 T 93	1	41000.000.093	Složení: • Nýty s půlkulovou hlavou dle DIN 660 a nýty se zápustnou hlavou dle DIN 661. • Hliník. • Obsah: • 2x6 -x10 / 3x6 -x10 / 4x10 -x16 / 5x12 -x20 / 6x20. • 620 ks	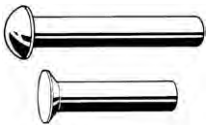
18 T 101	1	41000.000.101	Složení: • Těsnicí (spojovací) kroužky. • Fíbr. • Obsah: • Ø 5x8 / 6x9 / 6,5x10 / 7x10 / 8x12 / 8,5x14 / 9x14 / 9,5x14 / 10x14 / 11x17 / 12x16 / 12,5x18 / 14x18 / 15x19 / 16x21 / 17x22 / 18x24 / 19x23. • 400 ks	
18 T 102	1	41000.000.102	Složení: • Pojistné kroužky pro hřídele dle DIN 471. • Ocel. • Obsah: • Ø 10 / 11 / 12 / 13 / 14 / 15 / 16 / 17 / 18 / 19 / 20 / 21 / 22 / 23 / 24 / 25 / 26 / 27. • 260 ks	
18 T 103	1	41000.000.103	Složení: • Pojistné kroužky pro náboje dle DIN 472. • Ocel. • Obsah: • Ø 10 / 11 / 12 / 13 / 14 / 15 / 16 / 17 / 18 / 19 / 20 / 21 / 22 / 23 / 24 / 25 / 26 / 27. • 260 ks	
9 T 104	1	41000.000.104	Složení: • Pojistné kroužky pro hřídele dle DIN 471. • Ocel. • Obsah: • Ø 29 / 30 / 31 / 33 / 35 / 36 / 38 / 40 / 42. • 115 ks	
9 T 105	1	41000.000.105	Složení: • Pojistné kroužky pro náboje dle DIN 472. • Ocel. • Obsah: • Ø 28 / 29 / 30 / 32 / 35 / 36 / 37 / 40 / 42. • 115 ks	
18 T 107	1	41000.000.107	Složení: • Samořezné šrouby s nízkou válcovou hlavou s drážkou dle DIN 7971 C. • Poniklovaná ocel. • Obsah: • ST2,9x13 / ST3,5x13 -x16 -x19 -x25 / ST4,2x13 -16 -x19 -x25 / ST4,8x16 -x19 -x25 -x32 / ST5,5x19 -25 -x32 / ST6,3x25 -x38. • 500 ks	
18 T 109	1	41000.000.109	Složení: • Samořezné šrouby Phillips (H) se zápustnou hlavou čočkovitou s křížovou drážkou dle DIN 7983 C-H. • Poniklovaná ocel. • Obsah: • ST2,9x13 / ST3,5x13 -x16 -x19 -x25 / ST4,2x13 -x16 -x19 -x25 / ST4,8x16 -x19 -x25 -x32 / ST5,5x19 -x25 -x32 / ST6,3x25 -x38. • 500 ks	
18 T 110	1	41000.000.110	Složení: • Stavěcí šrouby s vnitřním šestihranem a důlkem dle DIN 916 (s výjimkou rozměrů UNC). • Ocel třídy 45H. • Obsah: • M4x5 -x10 / M5x10 -x16 / M6x8 -x12 -x20 / M8x12 -x20 / UNC 3/16 x 1/4 -x 3/8 / UNC 1/4 x 3/8 -x 1/2 -x 5/8 -x 3/4 / UNC 5/16 x 1/2 -x 5/8 -x 3/4. • 229 ks	
18 T 111	1	41000.000.111	Složení: • Woodruffova pera dle DIN 6888. • Ocel. • Obsah: • 2x3,7 / 2,5x3,7 / 3x3,7 -x5 -x6,5 / 4x5 -x6,5 -x7,5 -x9 / 5x6,5 -x9 / 6x9 -x11 -x13 -x15 / 8x11 -x13 / 10x13. • 220 ks	

41000 Plastová kazeta se sortimentem

Rozměr	✉	Kód výrobku		
18 T 112	1	41000.000.112	Složení: • Šrouby s válcovou hlavou s drážkou dle DIN 84 a šestihranné matice dle DIN 934. • Ocel třídy 4.8-I8I pozinkovaná. • Obsah: • M3x4 -x6 -x8 -x10 -x12 -x16 -x20 -x25 / M4x6 -x8 -x10 -x12 -x16 -x20 -x25 -x30. • 1020 ks	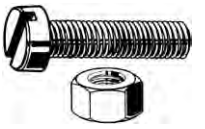
18 T 113	1	41000.000.113	Složení: • PRYM Pružné rovné kolíky (spirální kolíky) vinuté, standardní zatížení dle ISO 8750. • Ocel. • Obsah: • 1,5x8 -x12 / 2x10 -x16 / 3x12 -x14 -x16 -x20 -x24 -x30 / 4x16 -x20 -x24 -x30 -x40 / 5x20 -x40 / 6x40. • 415 ks	
18 T 114	1	41000.000.114	Složení: • Kuželové kolíky - soustružené dle DIN 1 B. • Ocel. • Obsah: • 2x10 -x12 -x14 -x20 -x30 / 3x14 -x20 -x24 -x30 -x40 / 4x20 -x30 -x40 / 5x20 -x30 -x40 / 6x30 -x40. • 365 ks	
18 T 115	1	41000.000.115	Složení: • Válcové kolíky - kalené a broušené dle DIN 6325. • Ocel tvrdosti 60 ± 2 HRC. • Obsah: • 2x10 -x12 -x14 -x20 -x28 / 3x14 -x20 -x24 -x32 -x40 / 4x20 -x32 -x40 / 5x20 -x32 -x40 / 6x28 -x40. • 187 ks	
18 T 116	1	41000.000.116	Složení: • Pružné rovné kolíky se štěrbinou - těžké zatížení dle ISO 8752. • Ocel. • Obsah: • 1,5x8 -x12 / 2x10 -x16 / 2,5x30 / 3x14 -x16 -x20 -x24 -x30 / 4x16 -x20 -x24 -x30 -x40 / 5x20 -x40 / 6x40. • 414 ks	
9 T 117	1	41000.000.117	Složení: • Pružné rovné kolíky se štěrbinou - těžké zatížení dle ISO 8752. • Ocel. • Obsah: • 4x50 / 5x50 -x60 / 6x50 -x60 -x70 / 8x50 -x60 -x70. • 136 ks	
9 T 121	1	41000.000.121	Složení: • Šrouby do dřeva se zápustnou hlavou s drážkou dle DIN 97. • Mosaz. • Obsah: • 3x20 -x25 / 4x20 -x25 -x30 -x40 / 5x30 -x40 -x50. • 223 ks	
9 T 122	1	41000.000.122	Složení: • Šrouby do dřeva s půlkulovou hlavou s drážkou dle DIN 96. • Mosaz. • Obsah: • 3x20 / 3,5x20 -x25 -x30 / 4x20 -x25 -x30 / 5x30 -x40. • 235 ks	
9 T 125	1	41000.000.125	Složení: • Šrouby do dřeva se zápustnou hlavou s drážkou dle DIN 97. • Pozinkovaná ocel. • Obsah: • 3x20 / 3,5x20 -x25 -x30 / 4x20 -x25 -x30 / 5x40 -x50. • 425 ks	
9 T 126	1	41000.000.126	Složení: • Šrouby do dřeva s půlkulovou hlavou s drážkou dle DIN 96. • Pozinkovaná ocel. • Obsah: • 3x20 / 3,5x20 -x25 -x30 / 4x20 -x25 -x30 / 5x30 -x40. • 425 ks	
18 T 131	1	41000.000.131	Složení: • Samořezné šrouby s nízkou válcovou hlavou s drážkou dle DIN 7971 C. • Pozinkovaná ocel. • Obsah: • ST2,9x13 / ST3,5x13 -x16 -x19 -x25 / ST4,2x13 -x16 -x19 -x25 / ST4,8x16 -x19 -x25 -x32 / ST5,5x19 -x25 -x32 / ST6,3x25 -x38. • 500 ks	
18 T 133	1	41000.000.133	Složení: • Samořezné šrouby se zápustnou hlavou čočkovitou s drážkou dle DIN 7973 C. • Pozinkovaná ocel. • Obsah: • ST2,9x13 / ST3,5x13 -x16 -x19 -x25 / ST4,2x13 -x16 -x19 -x25 / ST4,8x16 -x19 -x25 -x32 / ST5,5x19 -x25 -x32 / ST6,3x25 -x38. • 500 ks	
18 T 137	1	41000.000.137	Složení: • Samořezné šrouby s válcovou vypouklou hlavou s křížovou drážkou Phillips (H) dle DIN 7981 C-H. • Pozinkovaná ocel. • Obsah: • ST2,9x13 / ST3,5x13 -x16 -x19 -x25 / ST4,2x13 -x16 -x19 -x25 / ST4,8x16 -x19 -x25 -x32 / ST5,5x19 -x25 -x32 / ST6,3x25 -x38. • 500 ks	

41000 Plastová kazeta se sortimentem

Rozměr	✉	Kód výrobku		
18 T 139	1	41000.000.139	Složení: • Samořezné šrouby se zápustnou hlavou čočkovitou s křížovou drážkou Phillips (H) dle DIN 7983 C-H. • Pozinkovaná ocel. • Obsah: • ST2,9x13 / ST3,5x13 -x16 -x19 -x25 / ST4,2x13 -x16 -x19 -x25 / ST4,8x16 -x19 -x25 -x32 / ST5,5x19 -x25 -x32 / ST6,3x25 -x38. • 500 ks	
9 T 140	1	41000.000.140	Složení: • Samořezné šrouby s válcovou vypouklou hlavou s křížovou drážkou Phillips (H) dle DIN 7981 C-H. • Pozinkovaná ocel, černě pasivovaná. • Obsah: • ST2,9x19 / ST3,5x16 -x25 / ST4,2x16 -x25 -x32 / ST4,8x19 -x25 -x32. • 440 ks	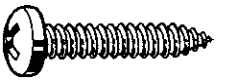
9 T 141	1	41000.000.141	Složení: • Samořezné šrouby se zápustnou hlavou čočkovitou s křížovou drážkou Phillips (H) dle DIN 7983 C-H. • Pozinkovaná ocel, černě pasivovaná. • Obsah: • ST2,9x19 / ST3,5x16 -x25 / ST4,2x16 -x25 -x32 / ST4,8x19 -x25 -x32. • 440 ks	
9 T 143	1	41000.000.143	Složení: • Samořezné šrouby se zaoblenou hlavou s nákružkem s křížovou drážkou Phillips (H). • Pozinkovaná ocel, černě pasivovaná. • Obsah: • ST3,5x16 -x19 / ST4,2x16 -x19 -x22 / ST4,8x16 -x19 -x25. • 360 ks	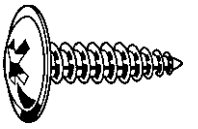
9 T 151	1	41000.000.151	Složení: • Těsnicí (spojovací) kroužky. • Fíbr. • Obsah: • Ø 3x5 / 4x6,5 / 4,5x8 / 5x8 / 5,5x9 / 6x9 / 6,5x10 / 7x10 / 8x12. • 750 ks	
9 T 152	1	41000.000.152	Složení: • Woodruffova pera dle DIN 6888. • Ocel. • Obsah: • 2x2,6 -x3,7 -x5 / 2,5x3,7 / 3x3,7 -x5 -x6,5 -x7,5 / 4x5, • 235 ks	
9 T 156	1	41000.000.156	Složení: • Pojistné kroužky pro hřídele dle DIN 471 a pojistné kroužky pro náboje dle DIN 472. • Ocel. • Obsah: • Ø 8 / 9 / 10 / 11 / 12 / 13 / 14 / 15 / 16. • 326 ks	
9 T 157	1	41000.000.157	Složení: • Pojistné kroužky pro hřídele dle DIN 6799. • Ocel. • Obsah: • Ø 1,5 / 1,9 / 2,3 / 3,2 / 4 / 5 / 6 / 7 / 8. • 550 ks	
9 T 159	1	41000.000.159	Složení: • STARLOCK Fixační hřídelová podložka. • Pružinová ocel (bez krytky) a pružinová ocel (s nerezovou krytkou). • Obsah: • Ø 3 / 4 / 5 / 6 / 8 / 10 / 12 / 16 / 20. • 289 ks	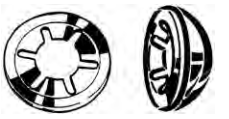
9 T 175	1	41000.000.175	Složení: • Mazací hlavice kuželový typ dle ≈ DIN 71412. • Pozinkovaná ocel. • Obsah: • R 1/8 -45° -90° -180° / R 1/4 -45° -90° -180° SAE (UNF) 1/4 -180° / UNF 5/16 -180° / UNF 3/8 -180°. • 97 ks	
18 T 176	1	41000.000.176	Složení: • Mazací hlavice kuželový typ dle ≈ DIN 71412 a maznice natloukací typ. • Pozinkovaná ocel. • Obsah: • M6x1-45° -90° -180° • M8x1-45° -90° -180° / M8x1,25-45° -90° -180° • M10x1-45° -90° -180° / M10x1,5-90° -180°. • Natloukací maznice: 6-45° -180° / 8-90° -180°. • 123 ks	
9 T 177	1	41000.000.177	Složení: • Mazací hlavice kuželový typ dle ≈ DIN 71412. • Pozinkovaná ocel. • Obsah: • M6x1-45° -90° -180° • M8x1-180° / M8x1,25-45° -90° -180° • M10x1-180° / M10x1,5-180°. • 120 ks	
9 T 201	1	41000.000.201	Složení: • Ploché podložky bez zkosení dle DIN 125-1 A a pružné pojistné podložky s rovným zakončením dle DIN 127 B. • Pozinkovaná ocel. • Obsah: • M5 / M6 / M8 / M10 / M11. • 675 ks	
9 T 203	1	41000.000.203	Složení: • Ploché podložky bez zkosení dle DIN 125-1 A a pružné pojistné podložky s rovným zakončením dle DIN 127 B. • Pozinkovaná ocel, žlutě pasivovaná. • Obsah: • M5 / M6 / M8 / M10 / M12. • 630 ks	

41000 Plastová kazeta se sortimentem

Rozměr	✉	Kód výrobku		
18 T 209	1	41000.000.209	Složení: • Samořezné šrouby s válcovou vypouklou hlavou s křížovou drážkou Phillips (H) dle DIN 7981 C-H. • Poniklovaná ocel. • Obsah: • ST2,9x13 / ST3,5x13 -x16 -x19 -x25 / ST4,2x13 -x16 -x19 -x25 / ST4,8x16 -x19 -x25 x32 / ST5,5x19-x25 -x32 / ST6,3x25-x38. • 500 ks	
18 T 210	1	41000.000.210	Složení: • Stavěcí šrouby s vnitřním šestihranem a důlkem dle DIN 916. • Ocel třídy 45H. • Obsah: • M4x5 -x8 -x10 / M5x8 -x10 -x12 -x16 / M6x8 -x10 -x12 -x16 -x20 / M8x12 -x16 -x20 / M10x16 -x20 -x25. • 245 ks	
9 T 212	1	41000.000.212	Složení: • Vymezovací podložky tloušťky 0,1 mm. • Ocel. • Obsah: • Ø 24x36 / 26x38 / 28x40 / 30x42 / 32x44 / 34x46 / 36x48 / 38x50 / 40x50. • 160 ks	
9 T 214	1	41000.000.214	Složení: • Kuželové kolíky - soustružené dle DIN 1 B. • Ocel. • Obsah: • 3x50 / 4x45 -x60 / 5x50 -x60 / 6x50 -x60 -x70 / 6,5x60. • 150 ks	
9 T 219	1	41000.000.219	Složení: • Šrouby s válcovou vypouklou hlavou s křížovou drážkou Phillips (H) dle DIN 7985 H. • Ocel třídy 4.8 pozinkovaná, černě pasivovaná. • Obsah: • M3x6 -x10 -x16 -x20 -x30 / M4x10 -x20 -x30 -x50. • 525 ks	
9 T 220	1	41000.000.220	Složení: • Šrouby se zápustnou hlavou s křížovou drážkou Phillips (H) dle DIN 965H. • Ocel třídy 4.8 pozinkovaná, černě pasivovaná. • Obsah: • M3x6 -x10 -x16 -x20 -x30 / M4x10 -x20 -x30 -x50. • 525 ks	
9 T 230	1	41000.000.230	Složení: • Šrouby se šestihrannou hlavou dle ISO 4017 a šestihranné matice dle DIN 934. • Ocel třídy 8.8-l8l pozinkovaná. • Obsah: • M8x20 -x25 -x30 -x35 / M10x25 -x30 -x35. • 86 ks	
9 T 231	1	41000.000.231	Složení: • Šrouby s šestihrannou hlavou a šestihranné matice. • Ocel jakosti 5, pozinkovaná. • Obsah: • UNF 1/4 x 5/8 -x 3/4 -x 1.IN. -x 1.1/4 / UNF 5/16 x 1.IN. -x 1.1/2 / UNF 3/8 x 1.IN. -x 1.1/2 / UNF 1/2 x 1.1/4 • 126 ks	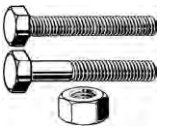
9 T 240	1	41000.000.240	Složení: • Spirální tlačné pružiny dle DIN 2095. • Pozinkovaná pružinová ocel. • Obsah: • 0,5x6,5x30 / 0,8x7,7x35 -x50 / 1x8x30 / 1x10x60 / 1,5x10x50 / 1,5x12x40 / 1,5x14x60 / 2x14x50. • 105 ks	
9 T 245	1	41000.000.245	Složení: • Spirální tažné pružiny dle DIN 2097. • Pozinkovaná pružinová ocel. • Obsah: • 0,5x4,5x20 / 0,5x6,5x20 -x30 / 0,8x6,7x35 / 0,8x7,7x40 -x50 / 1x10x40 -x60 / 1,5x10x50. • 166 ks	
18 T 250	1	41000.000.250	Složení: • Spirální tlačné pružiny dle DIN 2095 a spirální tažné pružiny dle DIN 2097. • Pozinkovaná pružinová ocel. • Obsah: • 0,5x3,5x15 -x20 / 0,5x4,5x12 / 0,5x6,5x20 -x25 -x35 / 0,8x5,7x25 / 0,8x6,7x25 -x30 / 0,8x7,7x30 / 1x6x25 -x30 / 1x8x25 -x35 / 1x10x25 -x35 / 1x10x40 -x60 / 1,5x10x35. • 251 ks	
9 T 300	1	41000.000.300	Složení: • Izolované svorky a konektory. • Ocel/plast. • Obsah: • Kabel 0,5 - 1,5 mm : typ 545 / 547 / 548. • Kabel 1,5 - 2,5 mm : typ 546 / 550 / 549. • Kabel 2,5 - 6,0 mm : typ 563 (M8) / 554 (M10). • Typ konektoru C-560 modrý. • 149 ks	

41000	Plastová kazeta se sortimentem			←
Rozměr	✉	**Kód výrobku**		
18 T 305	1	41000.000.305	Složení: • Izolované svorky. • Ocel/plast. • Obsah: • Kabel 0,5 - 1,5 mm : typ 599 / 741 / 541 / 540 / 1541 / 561 / 556 (M3) / 535 (M4) / 557 (M5). • Kabel 1,5 - 2,5 mm : typ 742 / 542 / 740 / 1542 / 562 / 536 (M4) / 537 (M5) / 560 (M6). • Kabel 2,5 - 6,0 mm : typ 539 (M6). • 204 ks	
18 T 320	1	41000.000.320	Složení: • Automobilové pojistky. • Ocel/plast. • Obsah: • 7,5A / 10A / 15A / 20A / 25A / 30A. • 2A (5x20 mm) / 2A (6,35x25 mm) / 5A / 10A / 15A / 20A / 25A. • 5A / 8A / 16A / 25A / 40A. • 152 ks	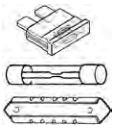
9 T 321	1	41000.000.321	Složení: • NORD-LOCK Antivibrační podložka lepená dvoudílná • Ocel Deltaprotekt • Obsah: • M4 / M5 / M6 / M8 / M10 / M12 / M14 / M16 • 180 (x2) ks	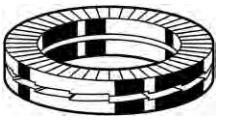

MaxxFast Kolekce

S obsahem nejprodávanějších technických vrutů do dřeva, nylonových hmoždinek a hadicových spon v pohodlných a robustních kovových boxech (pořadačích).

MaxxFast sortiment boxy jsou vhodné pro opravy a údržbu v továrně, na pracovišti nebo v dílně!

Nabídka obsahuje tyto boxy:
6 boxů MaxxFast revolučních vrutů do dřeva v různých typech
1 box nylonových hmoždinek MaxxFast
2 boxy nylonových hmoždinek MaxxFast s odpovídajícími vruty
1 box MaxxFast hadicových spon

Ocelová kazeta se sortimentem

Skupiny produktů

	Kód	Strana
S-Case	41010	11-14
MaxxFast	30950	11-22

41010 Ocelová kazeta se sortimentem **Y94A**

Rozměr	✉	Kód výrobku		
S 502	1	41010.000.502	Složení: • Šrouby se šestihrannou hlavou dle ISO 4014, šrouby se šestihrannou hlavou dle ISO 4017 a šestihranné matice dle DIN 934. • Ocel třídy 8.8-I8I pozinkovaná. • Obsah: • M5x10 -x16 -x20 -x30 -x40 / M6x12 -x16 -x20 -x25 -x30 -x40 -x50 / M8x20 -x25 -x30 -x40 -x50 -x60. • 758 ks	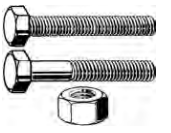
S 504	1	41010.000.504	Složení: • Šrouby se šestihrannou hlavou dle ISO 4014, šrouby se šestihrannou hlavou dle ISO 4017 a šestihranné matice dle DIN 934. • Ocel třídy 8.8-I8I pozinkovaná. • Obsah: • M10x20 -x25 -x30 -x40 -x50 -x60 / M12x30 -x40 -x50 / M14x50 -x60 / M16x40 -x50 -x60. • 157 ks	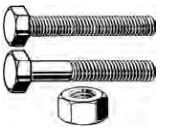
S 506	1	41010.000.506	Složení: • Šrouby se šestihrannou hlavou dle ISO 4017 a šestihranné matice dle DIN 934. • Ocel třídy 8.8-I8I pozinkovaná. • Obsah: • M5x10 -x16 -x20 / M6x16 -x20 -x25 / M8x20 -x25 -x30 / M10x30 -x40 / M12x30 -x40. • 950 ks	
S 508	1	41010.000.508	Složení: • Šrouby se šestihrannou hlavou dle ISO 4017. • Ocel třídy 8.8 pozinkovaná, žlutě pasivovaná. • Obsah: • M5x16 -x25 / M6x10 -x16 - x20 -x25 / M8x20 -x25 -x30 / M10x25 -x30 -x35. • 610 ks	
S 510	1	41010.000.510	Složení: • Šrouby se šestihrannou hlavou dle ISO 8765, šrouby se šestihrannou hlavou dle ISO 8676 a šestihranné matice dle DIN 934. Metrický závit s jemným stoupáním. • Ocel třídy 8.8-I8I. • Obsah: • M10x1,25x20 -x25 -x30 -x40 -x50 / M12x1,5x30 -x40 -x45 -x50 / M14x1,5x30 -x40 -x50 -x60 / M16x1,5x30 -x40 -x50 -x60. • 196 ks	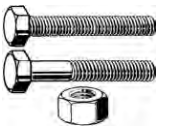
S 512	1	41010.000.512	Složení: • Šrouby se šestihrannou hlavou dle ISO 4017 a šestihranné matice dle DIN 934. • Nerez ocel A2-70. • Obsah: • M5x16 -x20 / M6x16 -x20 -x25 / M8x20 -x25 -x30 / M10x20 -x30 -x40 / M12x30 -x40. • 434 ks	
S 514	1	41010.000.514	Složení: • Šrouby se šestihrannou hlavou dle ISO 4014, šestihranné matice dle DIN 934 a pružné pojistné podložky s rovným zakončením dle DIN 127 B. • Nerez ocel A2-70. • Obsah: • M6x30 -x35 -x40 -x50 -x60 / M8x30 -x35 -x40 -x50 -x60 / M10x40 -x50 -x60 / M12x50. • 552 ks	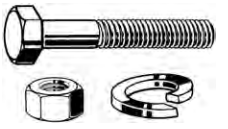
S 518	1	41010.000.518	Složení: • Šrouby se šestihrannou hlavou dle ≈ ISO 4017 a šestihranné matice dle ≈ DIN 934. • Plast PA 6.6 (bílý). • Obsah: • M5x10 -x20 / M6x10 -x20 -x25 -x30 -x40 / M8x16 -x20 -x25 -x30 -x40 -x50. • 987 ks	

41010 Ocelová kazeta se sortimentem

Rozměr	✉	Kód výrobku		
S 520	1	41010.000.520	Složení: • Šrouby s šestihrannou hlavou a šestihranné matice. • Ocel jakosti 5, pozinkovaná. • Obsah: • UNF 1/4 x 5/8 -x 3/4 -x 1.IN. -x 1.1/4 -x 1.1/2 -x 2.IN. / UNF 5/16 x 3/4 -x 1.IN. -x 1.1/4 -x 1.1/2 -x 2.IN. / UNF 3/8 x 3/4 -x 1.IN. -x 1.1/4 -x 1.1/2 -x 2.IN. -x 2.1/2 / UNF 7/16 x 1.1/2. • 600 ks	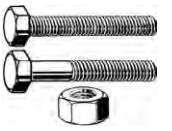
S 522	1	41010.000.522	Složení: • Šrouby s šestihrannou hlavou a šestihranné matice. • Ocel jakosti 5, pozinkovaná. • Obsah: • UNF 7/16 x 1.IN. -x 1.1/4 -x 1.1/2 -x 1.3/4 - x 2.IN. / UNF 1/2 x 1.IN. -x 1.1/4 -x 1.1/2 -x 2.IN. / UNF 9/16 x 1.3/4 -x 2.IN. / UNF 5/8 x 1.1/2 -x 2.IN. -x 2.1/2. • 148 ks	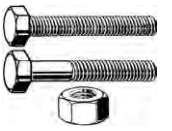
S 524	1	41010.000.524	Složení: • Šrouby s šestihrannou hlavou a šestihranné matice. • Ocel jakosti 5, pozinkovaná. • Obsah: • UNC 1/4 x 1/2 -x 5/8 -x 3/4 -x 1.IN. / UNC 5/16 x 3/4 -x 1.IN. -x 1.1/4 -x 1.1/2 / UNC 3/8 x 3/4 -x 1.IN. -x 1.1/4 -x 1.1/2 / UNC 1/2 x 1.1/4 -x 1.1/2. • 670 ks	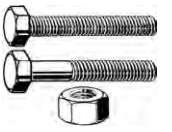
S 526	1	41010.000.526	Složení: • Šrouby s šestihrannou hlavou a šestihranné matice. • Nerez ocel A4. • Obsah: • UNC 1/4 x 3/4 / UNC 5/16 x 3/4 -x 1.IN. / UNC 3/8 x 3/4 -x1.IN. / UNC 1/2 x 1.IN. • 395 ks	
S 528	1	41010.000.528	Složení: • Šrouby s půlkulatou hlavou a čtvercovým krkem dle DIN 603 a šestihranné matice dle DIN 555. • Ocel třídy 4.6-8 pozinkovaná. • Obsah: • M5x16 -x20 -x25 -x30 / M6x25 -x30 -x35 -x40 / M8x25 -x40 -x50 -x60. • 517 ks	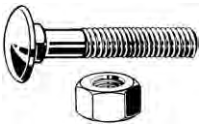
S 530	1	41010.000.530	Složení: • Vruty do dřeva s šestihrannou hlavou dle DIN 571. • Pozinkovaná ocel. • Obsah: • 6x30 -x40 -x50 -x60 / 8x30 -x40 -x50 -x60 -x70 -x80 / 10x50 -x60 mm. • 357 ks	
S 532	1	41010.000.532	Složení: • Vruty do dřeva s šestihrannou hlavou dle DIN 571. • Nerez ocel A2. • Obsah: • 6x30 -x40 -x50 -x60 -x70 / 8x40 -x50 -x60 -x70 -x80 / 10x50 -x70. • 323 ks	
S 534	1	41010.000.534	Složení: • Šrouby s hlavou s vnitřním šestihranem dle DIN 912. • Ocel třídy 8.8 pozinkovaná. • Obsah: • M4x10 -x16 -x20 / M5x10 -x16 -x20 -x25 -x30 / M6x10 -x16 -x20 -x25 -x30 -x40 / M8x20 -x25 -x30 -x40. • 885 ks	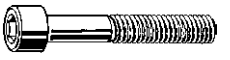
S 536	1	41010.000.536	Složení: • Šrouby s hlavou s vnitřním šestihranem dle DIN 912. • Nerez ocel A2-70. • Obsah: • M4x10 -x12 -x16 / M5x10 -x12 -x16 -x20 / M6x10 -x12 -x16 -x20 -x25 -x30 / M8x16 -x20 -x25 -x30 -x35. • 355 ks	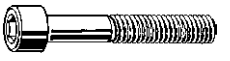
S 538	1	41010.000.538	Složení: • Šrouby se zápustnou hlavou s vnitřním šestihranem dle DIN 7991. • Ocel třídy 8.8 pozinkovaná. • Obsah: • M3x8 -x16 / M4x10 -x12 -x16 / M5x10 -x16 / M6x10 -x16 -x20 -x25 / M8x20 -x25 -x30 / M10x20 -x25 -x30 -x40. • 1147 ks	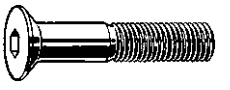
S 540	1	41010.000.540	Složení: • Šrouby s půlkulovou hlavou s vnitřním šestihranem dle ≈ ISO 7380. • Ocel třídy 10.9 pozinkovaná. • Obsah: • M4x6 -x10 / M5x12 -x16 -x20 / M6x10 -x12 -x16 -x20 -x25 / M8x16 -x20 -x25 / M10x20 -x25 -x30 / M12x25 -x30. • 582 ks	
S 542	1	41010.000.542	Složení: • Stavěcí šrouby s vnitřním šestihranem a plochým koncem dle DIN 913, stavěcí šrouby s vnitřním šestihranem a kuželovým koncem dle DIN 914 a stavěcí šrouby s vnitřním šestihranem a čípkem dle DIN 915. • Ocel třídy 45H. • Obsah: • M4x5 -x8 -x10 / M5x6 -x10 -x20 / M6x8 -x10 -x12 -x16 -x20 / M8x10 -x16. • 1950 ks	
S 544	1	41010.000.544	Složení: • Stavěcí šrouby s vnitřním šestihranem a kuželovým koncem dle DIN 916S. • Ocel třídy 45H pozinkovaná. • Obsah: • M4x4 -x6 -x8 -x10 / M5x6 -x8 -x10 / M6x8 -x10 -x16 -x20 / M8x10 -x12 -x16 -x20 / M10x16 -x20 -x25. • 1105 ks	

41010 Ocelová kazeta se sortimentem

Rozměr	✉	Kód výrobku		
S 546	1	41010.000.546	Složení: • Stavěcí šrouby s vnitřním šestihranem a kuželovým koncem dle DIN 916. • Nerez ocel A2-70. • Obsah: • M6x6 -x8 -x10 -x16 / M8x16 -x20 -x25 -x30 / M10x10 -x16 -x20 -x30. • 585 ks	
S 548	1	41010.000.548	Složení: • Zátky s vnitřním šestihranem dle DIN 908 a zátky s šestihrannou hlavou dle DIN 910. • Jemný metrický válcový závit. • Ocel. • Obsah: • M10x1 / M12x1,5 / M14x1,5 / M16x1,5 / M18x1,5 / M20x1,5 / M22x1,5 / M24x1,5 / M30x1,5. • 126 ks	
S 550	1	41010.000.550	Složení: • Šestihranné matice dle DIN 934. • Ocel třídy I8I pozinkovaná. • Obsah: • M3 / M4 / M5 / M6 / M8 / M10 / M12 / M16. • 2200 ks	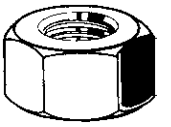
S 552	1	41010.000.552	Složení: • Šestihranné matice dle ISO 4032 a ploché podložky bez zkosení dle DIN 125-1A. • Ocel třídy 8 pozinkovaná, žlutě pasivovaná. • Obsah: • M4 / M5 / M6 / M8 / M10 / M12. • 2210 ks	
S 554	1	41010.000.554	Složení: • Šestihranné matice dle DIN 934 a ploché podložky bez zkosení dle DIN 125-1 A. • Nerez ocel A2–70. • Obsah: • M4 / M5 / M6 / M8 / M10 / M12. • 1700 ks	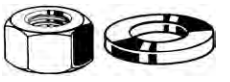
S 556	1	41010.000.556	Složení: • Samosvorné šestihranné matice s nekovovou vložkou dle DIN 985. • Ocel třídy ≥ 5 pozinkovaná. • Obsah: • M3 / M4 / M5 / M6 / M7 / M8 / M10 / M12 / M14 / M16. • 1450 ks	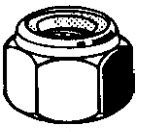
S 558	1	41010.000.558	Složení: • Samosvorné šestihranné matice s nekovovou vložkou dle ≈ DIN 985. • Nerez ocel A2. • Obsah: • M3 / M4 / M5 / M6 / M8 / M10 / M12 / M14 / M16 / M20. • 614 ks	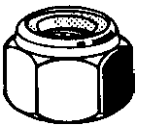
S 560	1	41010.000.560	Složení: • Šestihranné kloboučkové matice vysoké dle DIN 1587 a šestihranné uzavřené matice nízké dle DIN 917. • Ocel třídy 6 pozinkovaná. • Obsah: • M4 / M5 / M6 / M8 / M10. • 1050 ks	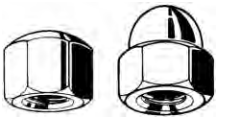
S 562	1	41010.000.562	Složení: • Šestihranné kloboučkové vysoké matice dle DIN 1587 a šestihranné uzavřené nízké matice dle DIN 917. • Nerez ocel A1-50. • Obsah: • M4 / M5 / M6 / M8 / M10. 540 ks	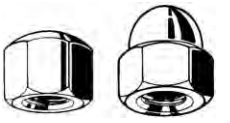
S 564	1	41010.000.564	Složení: • Křídlové šrouby, zaoblená křídla dle DIN 316 a křídlové matice, lehký (americký) typ. • Litina a ocel třídy 04 pozinkovaná. • Obsah: • DIN 316: M5x16 / M6x10 -x20 -x30 / M8x20 -x30. • Křídlové matice: M4 / M5 / M6 / M8 / M10 / M12. • 417 ks	
S 566	1	41010.000.566	Složení: • Závitové vložky s drážkou, typ A dle DIN 7965 a natloukací matice do dřeva. • Ocel. • Obsah: • DIN 7965: M4x10 / M5x12 / M6x15 / M8x15 -x18. • Natloukací matice do dřeva: M4 / M5 / M6 / M8 / M10. • 665 ks	
S 570	1	41010.000.570	Složení: • Distanční sloupky se 2 vnitřními závity, typ H1200, a distanční sloupky s vnitřním závitem a vnějším závitem, typ H1202. • Pozinkovaná ocel. • Obsah: • H1200: M3x5x5 -x8,5x8,5 -x10x10 -x20x7 / M4x10x10 -x15x15 / -x25x9 -x40x9 -x50x9. • H1202: M3x5x3 -x10x7 -x15x7 -x30x7 / M4x10x6 -x30x9 -x40x9 / M5x20x11 -x30x11. • 435 ks	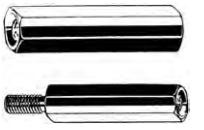
S 572	1	41010.000.572	Složení: • Samořezné závitové vložky, typ 300. • Pozinkovaná ocel, žlutě pasivovaná, a nerez ocel C4. • Obsah: • M3 / M4 / M5 / M6 / M8 / M10 / M12 / M16. • 420 ks	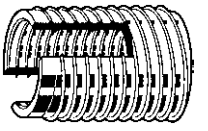

41010 Ocelová kazeta se sortimentem

Rozměr	✉	Kód výrobku		
S 574	1	41010.000.574	Složení: • Závrtná oka pol. 1G: 2,40x10x5 / 4,00x30x12 / 4,40x40x16 • Pravoúhlé háky s hrotem pol. 4: 2,40x25 / 3,20x30 / 4,00x50 • Pravoúhlé háky pol. 7: 2,65x30 / 3,20x40 • Pravoúhlé nosné háky s křížovou drážkou pol. 9G: 5,25x40 -x50 • Háky s okem pol. 11: 2,40x16/30 / 3,20x20/40. • Pozinkovaná ocel • 1050 ks.	
S 576	1	41010.000.576	Složení: • Vrutošrouby pol. 73A a vrutošrouby s upínacím šestihranem pol. 69G. • Pozinkovaná ocel. • Obsah: • Pol. 73A: M6x40 -x50 -x60 -x90 / M8x60 -x70. • Pol. 69G: M8x80 -x90 / M10x80 -x90 -x100. • 226 ks	
S 578	1	41010.000.578	Složení: • D-články řetězu a obloukové (kotevní) články se závitovým kolíkem s očkem. • Nerez ocel A4. • Obsah: • 5 / 6 / 8 / 10 / 12. • 32 ks	
S 580	1	41010.000.580	Složení: • Závitové tyče dle DIN 976-1 A. • Ocel třídy ≥ 4.6 pozinkovaná, žlutě pasivovaná. • Obsah: • M4x30 -x40 / M5x40 -x50 / M6x30 -x40 -x50 / M8x60 -x70 -x80 / M10x40 -x60. • 505 ks	
S 582	1	41010.000.582	Složení: • Závrtné šrouby do kovu, koncovka ≈ 1,25 d dle DIN 939. • Nerez ocel A4. • Obsah: • M6x30 / M8x20 -x25 -x40 -x50 / M10x25 -x30 -x40 -x50 / M12x40 -x50 / M16x50. • 73 ks	
S 584	1	41010.000.584	Složení: • Šrouby s válcovou hlavou s drážkou dle DIN 84 a šestihranné matice dle DIN 934. • Ocel třídy 4.8-I8I pozinkovaná. • Obsah: • M3x10 -x12 -x16 -x20 -x25 / M4x10 -x16 -x20 -x25 -x30 / M5x20 -x25 -x30 -x40 / M6x25 -x30 -x40 -x50. • 3060 ks	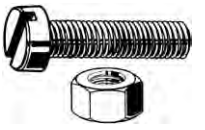
S 586	1	41010.000.586	Složení: • Šrouby se zápustnou hlavou s drážkou dle DIN 963 a šestihranné matice dle DIN 934. • Ocel třídy 4.8-I8I pozinkovaná. • Obsah: • M3x10 -x20 -x30 / M4x10 -x20 -x30 / M5x10 -x20 -x25 / M6x20 -x30 / M8x20 -x25. • 2970 ks	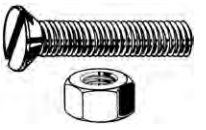
S 588	1	41010.000.588	Složení: • Šrouby s válcovou hlavou s drážkou dle DIN 84 a šestihranné matice dle DIN 934. • Nerez ocel A2-70. • Obsah: • M3x8 -x10 -x16 / M4x8 - x10 -x16 -x20 / M5x10 -x12 -x16 -x20 / M6x10 -x16 -x20. • 4550 ks	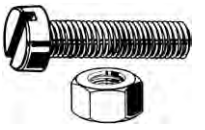
S 590	1	41010.000.590	Složení: • Šrouby se zápustnou hlavou s drážkou dle DIN 963 a šestihranné matice dle DIN 934. • Nerez ocel A2-70. • Obsah: • M3x6 -x10 -x16 / M4x10 -x16 -x20 / M5x10 -x16 -x20 -x30 / M6x16 -x20 -x25 -x30. • 1550 ks	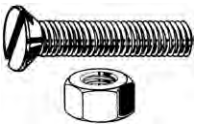
S 592	1	41010.000.592	Složení: • Šestihranné matice dle ≈ DIN 934, šrouby s válcovou hlavou s drážkou dle ≈ DIN 84, šrouby se zápustnou hlavou s drážkou dle ≈ DIN 963 a ploché podložky bez zkosení dle ≈ DIN 125-1 A. • Plast PA 6.6 (bílý). • Obsah: • M3x10 / M4x8 -x20 / M5x16 / M6x20. • 2100 ks	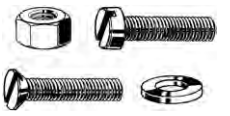
S 594	1	41010.000.594	Složení: • Samořezné šrouby s válcovou vypouklou hlavou s křížovou drážkou Phillips (H) dle DIN 7981 C-H. • Pozinkovaná ocel. • Obsah: • ST2,9x13 / ST3,5x13 -x16 -x19 -x25 / ST4,2x13 -x16 -x19 -x25 / ST4,8x16 -x19 -x25 -x32 / ST5,5x19 -x25 -x32 / ST6,3x25 -x38. • 1855 ks	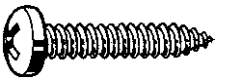
S 596	1	41010.000.596	Složení: • Samořezné šrouby s válcovou vypouklou hlavou s křížovou drážkou Phillips (H) dle DIN 7981 C-H. • Pozinkovaná ocel, černě pasivovaná. • Obsah: • ST2,9x6,5 -x9,5 -x13 -x19 / ST3,5x9,5 -x13 -x16 -x19 -x25 / ST3,9x9,5 / ST4,2x9,5 -x13 -x16 -x19 -x25 / ST4,8x16 -x19 -x25. • 2145 ks	

41010 Ocelová kazeta se sortimentem

Rozměr	✉	Kód výrobku		
S 598	1	41010.000.598	Složení: • Samořezné šrouby se zápustnou hlavou s křížovou drážkou Phillips (H) dle DIN 7982 C-H. • Pozinkovaná ocel. • Obsah: • ST2,9x9,5 -x13 / ST3,5x16 -x19 -x25 -x32 / ST3,9x19 / ST4,2x13 -x16 -x19 -x25 -x32 -x38 / ST4,8x19 -x25 -x32 / ST5,5x25 -x32. • 1650 ks	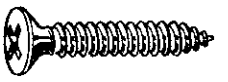
S 600	1	41010.000.600	Složení: • Samořezné šrouby s válcovou vypouklou hlavou s křížovou drážkou Phillips (H) dle DIN 7981 C-H a samořezné šrouby se zápustnou hlavou s křížovou drážkou Phillips (H) dle DIN 7982 C-H. • Nerez ocel A2. • Obsah: • ST3,5x9,5 -x13 -x16 -x19 -x25 / ST4,2x13 -x16 -x19 -x25 -x32 / ST4,8x19 -x25. • 1675 ks	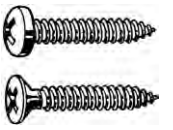
S 602	1	41010.000.602	Složení: • Samořezné šrouby se zápustnou hlavou čočkovitou s křížovou drážkou Phillips (H) dle DIN 7983 C-H. • Pozinkovaná ocel. • Obsah: • ST2,9x9,5 -x13 -x16 / ST3,5x13 -x16 -x19 -x25 / ST4,2x13 -x16 -x19 -x25 -x32 / ST4,8x16 -x19 -x25 -x32 / ST5,5x19 -x25. • 2175 ks	
S 604	1	41010.000.604	Složení: • Samořezné šrouby se zápustnou hlavou čočkovitou s křížovou drážkou Phillips (H) dle DIN 7983 C-H. • Pozinkovaná ocel, černě pasivovaná. • Obsah: • ST2,9x9,5 -x13 -x19 / ST3,5x13 -x16 -x19 -x25 / ST3,9x16 -x25 / ST4,2x13 -x16 -x19 -x25 -x32 / ST4,8x16 -x19 -x25 -x32. • 1875 ks	
S 606	1	41010.000.606	Složení: • Šrouby do dřevotřísky se zápustnou hlavou s křížovou drážkou Pozidriv (Z). • Pozinkovaná ocel. • Obsah: • 3,5x20 -x25 -x30 -x35 -x40 / 4x17 -x20 -x25 -x30 -x35 -x40 -x45 -x50 / 4,5x30 -x40 -x50 / 5x50 -x60. • 1225 ks	
S 608	1	41010.000.608	Složení: • *SPEDEC*: Samovrtné šrouby s válcovou vypouklou hlavou s křížovou drážkou Phillips (H) dle DIN 7504 M-H, samovrtné šrouby se zápustnou hlavou s křížovou drážkou Phillips (H) dle DIN 7504 O-H a samovrtné šrouby se šestihrannou hlavou s nákružkem dle DIN 7504 K. • Pozinkovaná ocel. • Obsah: • ST3,5x9,5 -x19 / ST3,9x13 -x19 / ST4,2x13 -x19 -x25 -x32 / ST4,8x13 -x16 -x19 -x32 / ST5,5x32 / ST6,3x19. • 1460 ks	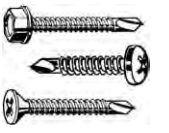
S 610	1	41010.000.610	Složení: • Hmoždinky do zdi. • Plast nylon (šedý). • Obsah: • 4 / 5 / 6 / 7 / 8 / 10 / 12. • 720 ks	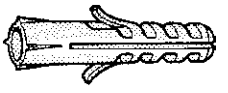
S 612	1	41010.000.612	Složení: • Karosářské podložky a ploché podložky d2 ≈ 3xd1 dle DIN 9021. • Pozinkovaná ocel. • Obsah: • Karosářské podložky: M4x20 / M5x20 / M6x25 -x30 / M8x30 / M10x30 / M12x36. • DIN 9021: M4x12 / M5x15 / M6x18 / M8x24 / M10x24. • 1300 ks	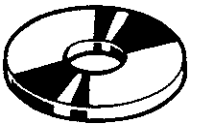
S 614	1	41010.000.614	Složení: • Ploché podložky bez zkosení dle DIN 125-1 A a pružné pojistné podložky s rovným zakončením dle DIN 127 B. • Pozinkovaná ocel. • Obsah: • M4 / M5 / M6 / M8 / M10 / M11 / M12 / M14 / M16. • 1700 ks	
S 616	1	41010.000.616	Složení: • Pružné pojistné podložky s rovným zakončením dle DIN 127 B. • Nerez ocel A2. • Obsah: • M3 / M4 / M5 / M6 / M8 / M10 / M12 / M14 / M16 / M20 / M24 / M27. • 1180 ks	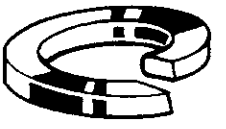
S 618	1	41010.000.618	Složení: • Vlnité pružné podložky dle DIN 137 B, vějířové pojistné podložky s vnějším ozubením dle DIN 6798 A a vějířové pojistné podložky s vnitřním ozubením dle DIN 6798 J. • Pozinkovaná ocel a pozinkovaná, žlutě pasivovaná ocel. • Obsah: • M3 / M4 / M5 / M6 / M8 / M10. • 6450 ks	
S 620	1	41010.000.620	Složení: • Ploché podložky bez sražení dle DIN 125-1 A, vlnité pružné podložky dle DIN 137 B a vějířové pojistné podložky s vnějším ozubením dle ≈ DIN 6798 A. • Nerez ocel A2. • Obsah: • M3 / M4 / M5 / M6 / M8 / M10. • 2475 ks	

41010 Ocelová kazeta se sortimentem

Rozměr	✉	Kód výrobku		
S 622	1	41010.000.622	Složení: • Pojistné kroužky pro hřídele dle DIN 471. • Ocel. • Obsah: • Ø 25 / 26 / 27 / 30 / 31 / 33 / 35 / 38 / 40 / 42. • 247 ks	
S 624	1	41010.000.624	Složení: • Pojistné kroužky pro náboje dle DIN 472. • Ocel. • Obsah: • Ø 8 / 9 / 10 / 11 / 12 / 13 / 14 / 15 / 16 / 17 / 18 / 19 / 20 / 22 / 24 / 25 / 26 / 27. • 1460 ks	
S 626	1	41010.000.626	Složení: • Pojistné kroužky pro hřídele dle DIN 471 a pojistné kroužky pro náboje dle DIN 472. • Nerez ocel. • Obsah: • Ø 5 / 6 / 8 / 10 / 12 / 14 / 16 / 20 / 22 / 25 / 26 / 30 / 32 / 35 / 42 / 47. • 263 ks	
S 628	1	41010.000.628	Složení: • Stavěcí kroužky dle ≈ DIN 705 A se stavěcím šroubem s vnitřním šestihranem dle DIN 916. • Nerez ocel A1. • Obsah: • 6x12x8 / 8x16x8 / 10x20x10 / 12x22x12 / 14x25x12 / 15x25x12 / 20x32x14 / 25x40x16 / 30x45x16 / 36x56x16. • 46 ks	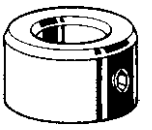
S 630	1	41010.000.630	Složení: • Těsnicí kroužky dle DIN 7603 A. • Měď, žíháno. • Obsah: • Ø 6x10x1 / 8x12x1 / 8x14x1,5 / 10x14x1,5 / 10x16x1,5 / 12x16x1,5 / 12x18x1,5 / 13x18x1,5 / 14x18x1 / 14x20x1,5 / 16x20x1,5. • 840 ks	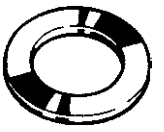
S 632	1	41010.000.632	Složení: • Těsnicí kroužky dle DIN 7603 A. • Měď, žíháno. • Obsah: • Ø 8x12x1 / 10x14x1,5 / 10x16x1,5 / 12x16x1,5 / 12x18x1,5 / 12x20x1,5 / 14x18x1,5 / 14x20x1,5 /14x20x2 / 16x20x1,5 / 16x22x2 / 18x24x2 / 20x24x1,5 / 22x26x2 / 24x30x2 / 26x33x2 / 28x34x2 / 30x38x2. • 780 ks	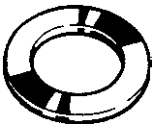
S 634	1	41010.000.634	Složení: • Těsnicí kroužky dle DIN 7603 A. • Měď, žíháno. • Obsah: • Ø 14x20x2 / 15x20x2 / 16x22x2 / 17x24x2 / 18x24x2 / 20x24x2 / 22x26x2 / 24x30x2 / 26x33x2 / 28x34x2 / 30x38x2 / 32x40x2. • 275 ks	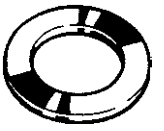
S 636	1	41010.000.636	Složení: • Plné těsnicí kroužky dle DIN 7603 C. • Měď/FESTAPLAN. • Obsah: • Ø 6x10x1,5 / 8x12x1,5 / 8x14x1,5 / 12x16x2 / 14x18x2 / 14x20x2 / 16x22x2 / 18x24x2 / 20x26x2 / 24x32x2,5 / 26x32x2,5 / 32x38x2,5. • 645 ks	
S 638	1	41010.000.638	Složení: • Těsnicí (spojovací) kroužky. • Fíbr. • Obsah: • Ø 5x8 / 6x9 / 7x10 / 8x12 / 9x14 / 10x14 / 11x17 / 12x16 / 12,5x18 / 14x18 / 15x19 / 16x21 / 17x22 / 18x24 / 19x23 / 20x24 / 22x26 / 24x28. • 1910 ks	
S 640	1	41010.000.640	Složení: • O-kroužky (metrické). • Pryž - NBR, 70° shore (černá). • Obsah: • Ø 5x1,5 / 6x1,5 / 7x1,5 / 8x2 / 10x2 / 12x2 / 18x2 / 20x2 / 11,3x2,4 / 13,3x2,4 / 13x2,5 / 14x2,5 / 15x2,5 / 16x2,5 / 20,2x3 / 22,2x3 / 24,2x3 / 26,2x3. • 1075 ks	
S 642	1	41010.000.642	Složení: • Šňůra na výrobu O-kroužků, včetně měřicí pásky, nožů, řezacího držáku a kyanoakrylátového lepidla. • Pryž - Buna N, 70° shore. • Obsah: • Ø 1,78 / 2,0 / 2,4 / 2,62 / 3,0 / 3,53 / 4,0 / 5,0 / 5,33 / 5,7. • UPOZORNĚNÍ: Jedná se o 10x2 metry šňůry na O-kroužky.	
S 644	1	41010.000.644	Složení: • Průchodky a zaslepovací zátky. • Pryž (černá). • Obsah: • Průchodky: Ø 4x6,4 / 5,5x8 / 6,4x9,5 / 8x9,5 / 9,5x12,5 / 11x12,5 / 12,5x17,5 / 14,2x17,5 / 16x19. • Zaslepovací zátky: Ø 6,4x9,5 / 8x14,2 / 9,5x15,4 / 11,2x17,7 / 12,5x18,7 / 15,5x22 / 19x25,5 / 20x25,5 / 22,5x28,4. • 596 ks	
S 646	1	41010.000.646	Složení: • STARLOCK fixační hřídelové podložky. • Pružinová ocel (bez krytky) a pružinová ocel (s nerez krytkou). • Obsah: • Ø 3 / 4 / 5 / 6 / 8 / 10. • 1400 ks	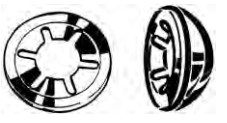

41010 Ocelová kazeta se sortimentem

Rozměr	✉	Kód výrobku		
S 648	1	41010.000.648	Složení: • Pružné rovné kolíky se štěrbinou - těžké zatížení dle ISO 8752. • Ocel. • Obsah: • 4x30 -x40 -x50 -x60 / 5x20 -x26 -x30 -x40 -x50 -x60 / 6x40 -x50 -x60 -x70 / 8x40 -x50 -x60 -x70. • 520 ks	
S 650	1	41010.000.650	Složení: • PRYM Pružné rovné kolíky (spirální kolíky), standardní zatížení dle ISO 8750. • Ocel. • Obsah: • 1,5x12 / 2x16 / 3x16 -x20 -x24 / 4x20 -x24 -x30 -x40 / 5x30 -x50 / 6x40 -x50 -x70 8x50 -x70 / 10x50 -x70. • 1040 ks	
S 652	1	41010.000.652	Složení: • PRYM Pružné rovné kolíky (spirální kolíky), standardní zatížení dle ≈ ISO 8750. • Nerez ocel A2. • Obsah: • 2,5x8 -x16 / 3x8 -x10 -x12 -x16 -x20 / 4x10 -x14 -x16 -x18 -x22 -x30 / 5x24 -x26 -x50 / 6x20. • 725 ks	
S 654	1	41010.000.654	Složení: • Závlačky dle DIN 94. • Pozinkovaná ocel. • Obsah: • 2x20 -x40 / 2,5x32 -x40 / 3,2x40 -x50 / 4x40 -x50 / 5x40 -x50 / 6,3x63 -x80. • 1345 ks	
S 656	1	41010.000.656	Složení: • Závlačky dle DIN 94. • Nerez ocel A2. • Obsah: • 1,6x16 -x32 / 2x16 -x20 -x32 -x40 / 2,5x25 -x32 / 3,2x20 -x40 / 4x25 -x32. • 915 ks	
S 658	1	41010.000.658	Složení: • Rovná pera - vysoký typ dle DIN 6885 A. • Ocel. • Obsah: • 4x4x12 / 5x5x10 -x20 -x25 / 6x6x12 -x20 -x25 -x32 -x40 / 8x7x25 -x32 -x40 -x50 / 10x8x40 -x50 -x63 / 12x8x40 -x50. • 336 ks	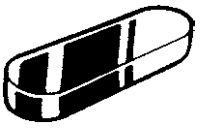
S 660	1	41010.000.660	Složení: • Woodruffova pera dle DIN 6888. • Ocel. • Obsah: • 2x3,7 / 2,5x3,7 / 3x3,7 -x5 -x6,5 / 4x5 -x6,5 -x7,5 -x9 / 5x6,5 -x9 / 6x9 -x11 -x13 -x15 / 8x11 -x13 / 10x13. • 450 ks	
S 662	1	41010.000.662	Složení: • Čepy s hlavou a otvorem pro závlačku dle DIN 1434, ploché podložky pro čepy dle DIN 1440 a závlačky dle DIN 94. • Pozinkovaná ocel. • Obsah: • ISO 2341 B: Ø 5x14 / 6x18 / 8x22 / 10x28 / 12x35 / 14x40. • DIN 1440: Pro čep Ø 5 / 6 / 8 / 10 /12 / 14 / 16. • DIN 94: 1,6x10 / 2x16 / 2,5x20 / 3,2x20 / 4x25. • 234 ks	
S 666	1	41010.000.666	Složení: • Těsnicí kroužky dle DIN 7603 A, plné těsnicí kroužky dle DIN 7603 C a ploché podložky bez zkosení dle DIN 125-1 A. • Hliník 99F11; tvrdost HB 32-45, měď, měď)FESTAPLAN a plast PA 6.6 (bílý). • Obsah: • Hliník: Ø 8x14x1 / 10x14x1 / 12x18x1,5 / 14x20x1,5 / 16x22x1,5 / 18x24x1,5 / 20x26x1,5. • Měď: Ø 10x16x1,5 / 12x16x1,5 / 14x20x1,5 / 16x22x2 / 18x24x2 / 20x24x2. • Měď)FESTAPLAN: Ø 14x20x2 / 16x22x2 / 18x24x2 / 20x26x2. • Plast: M14,5 • 1155 ks	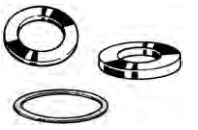
S 668	1	41010.000.668	Složení: • Izolované svorky. • Ocel/plast. • Obsah: • Kabel 0,5 - 1,5 mm: typ 599 / 741 / 541 / 540 / 1541 / 561 / 556 (M3) / 535 (M4) / 557 (M5). • Kabel 1,5 - 2,5 mm: typ 742 / 542 / 740 / 1542 / 562 / 536 (M4) / 537 (M5) / 560 (M6). • Kabel 2,5 - 6,0 mm : typ 539 (M6). • 408 ks	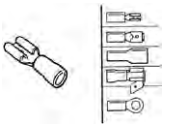
S 670	1	41010.000.670	Složení: • Izolované svorky a konektory. • Ocel/plast. • Obsah: • Kabel 0,5 - 1,5 mm: typ 545 / 547 / 548. • Kabel 1,5 - 2,5 mm: typ 546 / 550 / 549. • Kabel 2,5 - 6,0 mm: typ 563 (M8) / 554 (M10). • Typ konektoru C-560 modrý. • 298 ks	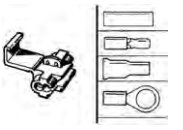

41010 Ocelová kazeta se sortimentem

Rozměr	✉	Kód výrobku		
S 672	1	41010.000.672	Složení: • Automobilové pojistky. • Ocel/plast. • Obsah: • 7,5A / 10A / 15A / 20A / 25A / 30A. 2A (5x20 mm) / 2A (6,35x25 mm) / 5A / 10A / 15A / 20A / 25A. 5A / 8A / 16A / 25A / 40A. • 152 ks	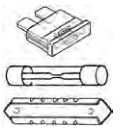
S 676	1	41010.000.676	Složení: • Mazací hlavice kuželový typ dle ≈ DIN 71412 a natloukací maznice. • Pozinkovaná ocel. • Obsah: • M6x1-45° -90° -180° / M8x1-45° -90° -180° / M8x1,25-45° -90° -180° / M10x1-45° -90° -180° / M10x1,25-45° -90° -180°. • Natloukací maznice: 6-45° -180° / 8-90° -180°. • 246 ks	
S 680	1	41010.000.680	Složení: • Spirální tlačné pružiny dle DIN 2095. • Pozinkovaná pružinová ocel. • Obsah: • 0,5x3,5x15 / 0,5x4,5x12 / 0,5x6,5x20 -x30 / 0,8x5,7x25 / 0,8x6,7x25 / 0,8x7,7x30 -x35 -x50 / 1x6x25 / 1x8x25 -x30 / 1x10x25 -x60 / 1,5x10x50 / 1,5x12x40 / 1,5x14x60 / 2x14x50. • 695 ks	
S 682	1	41010.000.682	Složení: • Spirální tažné pružiny dle DIN 2097. • Pozinkovaná pružinová ocel. • Obsah: • 0,5x3,5x20 / 0,5x4,5x20 / 0,5x6,5x20 -x25 -x30 -x35 / 0,8x6,7x30 -x35 / 0,8x7,7x40 -x50 / 1x6x30 / 1x8x25 -x35 / 1x10x35 -x40 -x60 / 1,5x10x35 -x50. • 522 ks	
S 684	1	41010.000.684	Složení: • SECURITY: šrouby s nízkou válcovou hlavou se 2 otvory, šrouby se zápustnou hlavou se 2 otvory, samořezné šrouby s válcovou vypouklou hlavou s křížovou drážkou a trnem, jednorázové samořezné šrouby, šrouby do dřeva s kulatou hlavou s čtyřhrannou drážkou, šrouby s půlkulatou hlavou s vnitřním šestihranem a trnem, šroubovací nástavce, klíč na šrouby s vnitřním šestihranem, šroubovák a matice. • Ocel, pozinkovaná ocel a nerez ocel A2. • Obsah: • Šrouby s nízkou válcovou hlavou se 2 otvory: M4x10 / M5x12 + šroubovací nástavec. • Šrouby se zápustnou hlavou se 2 otvory: M3x12 / M4x10 + šroubovací nástavec. • Samořezné šrouby s válcovou vypouklou hlavou s křížovou drážkou a trnem: ST 4,8x13 -x19 + šroubovací nástavec. • Jednorázové samořezné šrouby: ST 3,5x25 / ST 4,2x19 -x32. • Šrouby do dřeva s půlkulatou hlavou s čtyřhrannou drážkou: 4,2x25 -x32. • Šrouby s půlkulatou hlavou s vnitřním šestihranem a trnem: M6x25 + klíč na šrouby s vnitřním šestihranem. • Bezpečnostní matice: M8. • Šroubovák. • 310 ks	
S 686	1	41010.000.686	Složení: • Spirálové vrtáky s válcovou stopkou dle DIN 338 RN. • Ocel HSS. • Obsah: • Ø 0,5 / 1 / 1,5 / 2 / 2,5 / 3 / 3,5 / 4 / 4,5 / 5 / 5,5 / 6 / 6,5 / 7 / 7,5 / 8 / 8,5 / 9 / 9,5 / 10. • 175 ks	
S 688	1	41010.000.688	Složení: • Spojovací materiál na nábytek: závitové vložky s vnitřním šestihranem typ SK, závitové vložky s vnitřním šestihranem a nákružkem typ SKD, rýhované matice typ RM, kolíkové matice s vnitřním šestihranem typ RSK, matice s plochou hlavou s vnitřním šestihranem typ RF, zátky s čočkovitou hlavou s vnitřním šestihranem typ RT, zarážecí vložky s nákružkem typ TS, křížové kolíky s drážkou typ Q, šrouby s plochou hlavou s vnitřním šestihranem typ KF, šrouby s oválnou hlavou s vnitřním šestihranem typ KT a rohové šrouby s vnitřním šestihranem typ KOK. • Pozinkovaná ocel, poniklovaná ocel a poniklovaná mosaz. • Obsah: • Závitové vložky s vnitřním šestihranem: M6x15. • Závitové vložky s vnitřním šestihranem a nákružkem: M6x15. • Rýhované matice: M6x18. • Kolíkové matice s vnitřním šestihranem: M6x16. • Matice s plochou hlavou s vnitřním šestihranem: M6. • Zátky s čočkovitou hlavou s vnitřním šestihranem: M6. • Zarážecí vložky s nákružkem: M6. • Křížové kolíky s drážkou: M6x12 -x14. • Šrouby s plochou hlavou s vnitřním šestihranem: M6x50 -x60 -x70. • Šrouby s oválnou hlavou s vnitřním šestihranem: M6x50 -x60 -x70. • Rohové šrouby s vnitřním šestihranem: 7x50. • 425 ks	
S 690	1	41010.000.690	Složení: • Hmoždinky do zdi a vrtáky do zdiva typ A. • Plast nylon (šedý) a ocel. • Obsah: • 5 / 6 / 7 / 8 / 10 / 12. • 520 ks	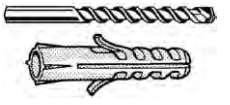
S 692	1	41010.000.692	Složení: • Automobilové pojistky. • Ocel/plast. • Obsah: • 7,5A / 10A / 15A / 20A / 25A / 30A. 4A / 5A / 7,5A / 10A / 15A / 20A / 25A / 30A. 20A / 30A / 40A / 50A / 60A / 70A / 80A. • 276 ks	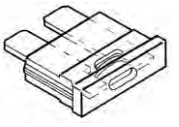

41010 Ocelová kazeta se sortimentem

Rozměr	✉	Kód výrobku		
S 694	1	41010.000.694	Složení: • NORD-LOCK Antivibrační podložka lepená dvoudílná • Ocel Deltaprotekt • Obsah: • M8 / M10 / M14 / M16 / M18 / M20 / M24 • 170 (x2) ks	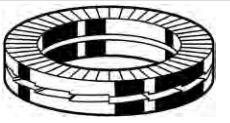
S 698	1	41010.000.698	Složení: • OMNI Trhací nýty s vypouklou hlavou, ploché podložky bez sražení dle DIN 125-1 A a ruční nýtovací kleště. • Hliník s ocelovým pozinkovaným trnem. • Obsah: • 3x6 -x8 -x10 / 4x6 -x8 -x10 -x12 -x16 / 4,8x8 - x10 -x12 -x14. • DIN 125-1 A: M3 / M4 / M5. • Ruční nýtovací kleště: typ F150B. • 1.565 ks	
S 700	1	41010.000.700	Složení: • ABA pogumovaná příchytka • Obsah: • 5 / 6 / 8 / 10 / 11 / 13 / 14 / 16 mm • 130 kusů	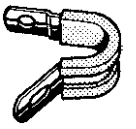
S 702	1	41010.000.702	Složení: • ABA Nova a Mini svorka • Obsah: • Nova 11-17 / 13-20 / 15-24 / 19-28 / 22-32 / 26-38 mm • Mini č. 8 / 10 / 12 / 14 / 16 / 17 • 1 flexibilní šroubovák • 146 kusů	
S 704	1	41010.000.704	Složení: • ABA dvouuchá svorka • Obsah: • 5-7 / 7-9 / 9-11 / 11-13 / 13-15 / 15-18 / 17-20 / 20-23 / 23-25 • 1 nástroj • 601 kusů	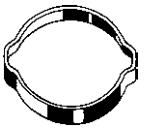
S706	1	41010.000.706	Složení: • NORD-LOCK Antivibrační podložka lepená dvoudílná / NORD-LOCK Antivibrační podložka lepená s velkým vnějším průměrem dvoudílná • Obsah: • M6 - M8 - M10 - M12 - M16 - M20 / M6x13,5 - M8x16 - M10x21 - M12x25 - M16x30 - M20x39 • 350 kusů	

30950 Ocelová kazeta se sortimentem

MFNA

MAXXFAST PROFESSIONAL HARDWARE

Rozměr	✉	Kód výrobku		
Vruty 3,5X25-6X60	1	30950.007.001	Složení: • 3,5x25mm, 4x30mm, 4x35mm, 4x40mm, 4x45mm, 5x40mm, 5x50mm, 6x60mm • MF 1/4 Bit TTAP 15, MF 1/4 Bit TTAP 20, MF 1/4 Bit TTAP 25	
Vruty 3,5X16-5X70	1	30950.007.002	Složení: • 3,5x16mm, 3,5x20mm, 3,5x25mm, 3,5x30mm, 3,5x35mm, 4x30mm, 4x40mm, 4x50mm, 4x60mm, 5x50mm, 5x60mm, 5x70mm • MF 1/4 Bit TTAP15, MF 1/4 Bit TTAP 20, MF 1/4 Bit TTAP 25	
Vruty 3X16-5X50	1	30950.007.003	Složení: • 3x16mm, 3,5x20mm, 3,5x25mm, 4x16mm, 4x20mm, 4x25mm, 4x30mm, 4x40mm, 5x20mm, 5x30mm, 5x40mm, 5x50mm • MF 1/4 Bit TTAP 10, MF 1/4 Bit TTAP 15, MF 1/4 Bit TTAP 20, MF 1/4 Bit TTAP 25	
Vruty 3,5X25-6X60	1	30950.007.010	Složení: • 3,5x25mm, 4x30mm, 4x35mm, 4x40mm, 4x45mm, 5x40mm, 5x50mm, 6x60mm • MF 1/4 Bit TTAP PZ2, MF 1/4 Bit TTAP PZ3	
Vruty 3,5X16-5X70	1	30950.007.011	Složení: • 3,5x16mm, 3,5x20mm, 3,5x25mm, 3,5x30mm, 3,5x35mm, 4x30mm, 4x40mm, 4x50mm, 4x60mm, 5x50mm, 5x60mm, 5x70mm • MF 1/4 Bit PZ2	
Vruty 3X16-5X50	1	30950.007.012	Složení: • 3x16mm, 3,5x20mm, 3,5x25mm, 4x16mm, 4x20mm, 4x25mm, 4x30mm, 4x40mm, 5x20mm, 5x30mm, 5x40mm, 5x50mm • MF 1/4 Bit PZ1, MF 1/4 Bit PZ2	

30950	Ocelová kazeta se sortimentem			←
Rozměr	✉	**Kód výrobku**		
Hmoždinky 5-6-8-10-12	1	30950.009.001	Složení: • 4FAST: 5, 6, 8, 10, 12mm • Multifast: 6, 8, 10mm	
Hmoždinky a vruty 5-6-8-10	1	30950.009.002	Složení: • 4FAST: 5, 6, 8, 10mm • Šrouby do dřevotřísky: 4x30mm, 4,5x40mm, 5x50mm, 6x60mm	
Hmoždinky a vruty 6-8-10	1	30950.009.003	Složení: • 4FAST: 6, 8, 10mm • Šrouby do dřevotřísky: 4,5x40mm, 5x50mm, 6x60mm, 4,5x45mm, 4,5x60mm, 5x70mm • MULTIFAST: 6, 8, 10mm	
Hadicové spony 8-70	1	30950.012.001	Složení: • 9mm 8-16, 12-22, 16-27, 20-32, 25-40, 32-50, 40-60, 50-70	

Doplňkový sortiment

Skupiny produktů

Kód	Strana
41030	11-23
41020	11-24
41040	11-24

41030	Zásuvková skříňka			*99B
Typ	✉	**Kód výrobku**		
SF-3	1	41030.001.770	• Použitelná pro 3 krabice s příslušenstvím Quality, typ S (ocelové). • Rozměry: 385 x 265 x 215 mm. • Masivní, stohovatelná. • Se dvěma zadními otvory umožňující případnou montáž skladovací skříňky na zeď.	
SF-5	1	41030.001.780	• Použitelná pro 5 krabic s příslušenstvím Quality, typ S (ocelových). • Rozměry: 415 x 255 x 430 mm. • Každá zásuvka má praktický uzávěr. • Každou zásuvku lze prodloužit pomocí teleskopického nástavce. • Válcový zámek umožňuje uzamčení všech zásuvek najednou. • Spojovací materiál je součástí dodávky a umožňuje montáž skříňky na zeď.	

41020 S-krabice *99B

Typ	✉	Kód výrobku
S-krabice kompletní	1	41020.001.775

41040 Doplňkový sortiment - moduly do zásuvek *99B

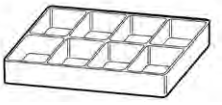

Typ	✉	Kód výrobku
8-Přihrádek	1	41040.100.008
10-Přihrádek	1	41040.100.010
11-Přihrádek	1	41040.100.011
12-Přihrádek	1	41040.100.012
14-Přihrádek	1	41040.100.014
17-Přihrádek	1	41040.100.017
18-Přihrádek	1	41040.100.018
20-Přihrádek	1	41040.100.020
Pěna krytí	1	41040.200.010

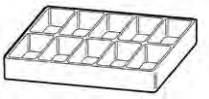
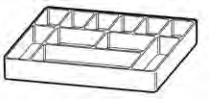
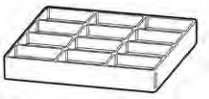
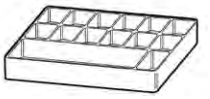
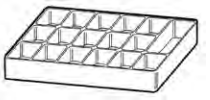
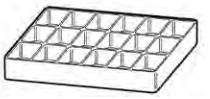

KEEPSTOCK VYBAVENÍ

Všechny druhy vybavení, které potřebujete pro efektivní řešení skladování. Varianty skříní, regálů, boxů a mnoho dalšího.

Volně stojící skříň s 12 policemi bez příček
W1200.000.005
198x60x30 cm

Skladovací skříň bez výklopných boxů. Vhodná pro 96 výklopných boxů.
W1200.200.027
200x100x30 cm

Skladovací skříň s 12 policemi bez příček.
W1201.201.031
198x100x30 cm

Skříň s možností přepravy díky krytům a podstavcům.
W1201.202.300
147x100x52 cm

Skříň s 8 otvory pro závitové tyče.
W1297.000.008
63x60x25 cm

Jednotka mobilního regálu s 2 pevnými a 2 otočnými nylonovými kolečky s brzdami a 18 montážními pásy pro box č. 52, 53, 54 a 55.
W1210.001.775

Plastová sklopná jednotka pro skladovací skříň.
W1276.001.125
160x115x110 cm

Výklopný box pro sklopnou jednotku.
W1276.001.105

Plastová příčka pro skladovací skříň.
W1290.001.030

Kovová příčka pro skladovací skříň.
W1290.000.030

Plastový závěsný box pro mobilní regál.
W1275.000.052: 16,5x20,5x35 cm
W1275.000.053: 13x15x24 cm
W1275.000.054: 17,5x10x17,5 cm
W1275.000.055: 5x10,5x9 cm

Prosím, podívejte se na **www.fabory.com** pro více informací o vybavení KeepStock a také o jedlotlivých KeepStock řešeních.

Přenosná krabice

63152	FISCHER Přenosná krabice	N03B

Materiál	Plast
Barva	Červená

Typ	✉	Kód výrobku		
MOBIBOX	1	63152.001.770	•	Červená s hliníkovou rukojetí.

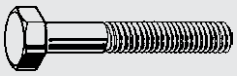
1 Šrouby

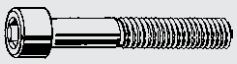
2 Produkty s vnitřním šestihranem

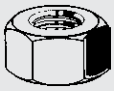
3 Matice, nýtovací matice a závitové vložky

4 Závitové tyče a svorníky

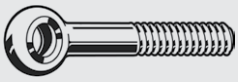
5 Šrouby s okem a hákem

6 Vruty, šrouby

I Seznam

7 Podložky a O-kroužky

8 Kotvy

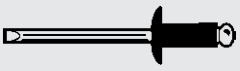
9 Nýty a kolíky

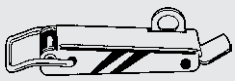
10 Nábytkářský a bezpečnostní materiál

11 Kolekce

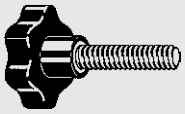
12 Strojní součástky

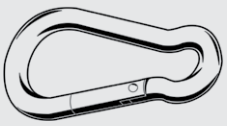
13 Speciální nerezový materiál

T Technické informace

Strojní součástky 12

Strana 12-6 Hadicová svorka 9 mm	Strana 12-8 Hadicová svorka 12 mm	Strana 12-9 Hadicová svorka 12 mm, nerez ocel	Strana 12-11 AWAB Hadicová svorka, nerez ocel	Strana 12-12 MAXXFAST Hadicová svorka Mini
Strana 12-13 ABA Hadicová svorka Mini	Strana 12-14 ABA Hadicová svorka heavy duty nerez ocel	Strana 12-15 ABA Hadicová svorka heavy duty	Strana 12-16 ABA Hadicová spojka Mikro	Strana 12-16 ABA Svorka s jedním uchem
Strana 12-17 ABA Svorka dvouuchá	Strana 12-18 ABA Hadicová svorka dvoudílná	Strana 12-19 MAXXFAST Pogumovaná příchytka	Strana 12-20 ABA Pogumovaná příchytka	Strana 12-21 ABA Sada hadicových svorek
Strana 12-23 ABA Šroubovák	Strana 12-24 AWAB Výfuková svorka	Strana 12-25 Trubková svorka 8 mm	Strana 12-26 BAND-IT	Strana 12-29 U-Šrouby typu A
Strana 12-31 U-Šrouby typu B	Strana 12-32 Poloviční trubková spona ocel	Strana 12-34 Poloviční trubková spona nerez ocel	Strana 12-36 Celá trubková spona ocel	Strana 12-37 Celá trubková spona nerez ocel
Strana 12-39 Ozdobná krytka	Strana 12-40 DIN ≈443 Těsnící zatlačovací krytka	Strana 12-41 DIN ≈470 Těsnící podložka	Strana 12-42 DIN ≈71412 Kuželová metrická	Strana 12-43 Natloukací
Strana 12-43 DIN ≈3405 A Miskový model, metrický	Strana 12-44 DIN ≈3404 A Knoflíková, metrický (jemný)	Strana 12-44 DIN ≈71412 A/B/C Kuželová metrická jemná	Strana 12-45 DIN ≈71412 A/B/C Kuželová metrická velmi jemná	Strana 12-45 DIN ≈71412 A/B/C Kuželová nemetrická R
Strana 12-46 DIN ≈71412 A/B/C Kuželová nemetrická UNF	Strana 12-46 DIN ≈3404 A Knoflíková, G	Strana 12-47 DIN 71802 CS Metrický	Strana 12-48 DIN 808 E Jednoduchý	Strana 12-49 DIN 808 D Dvojitý
Strana 12-49 DIN 71752 Vidlicový kloub	Strana 12-50 DIN 648 B Táhlo s vnitřním závitem	Strana 12-51 DIN 648 A Táhlo s vnějším závitem	Strana 12-52 Vícenásobná svorka	Strana 12-53 Upínací kloub individuálně stavitelná
Strana 12-54 Navařovací pant	Strana 12-55 Závěs z termoplastu	Strana 12-55 Pružné šrouby s drážkou s kuličkou	Strana 12-56 Pružné šrouby s drážkou s čípkem	Strana 12-57 S vnitřním šestihranem s čípkem

Strojní součástky 12

Strana 12-58
S vnitřním šestihranem s plastovým čípkem

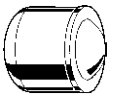
Strana 12-58
Hladké provedení

Strana 12-59
Bez pojistné drážky

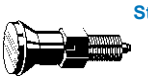
Strana 12-59
S pojistnou drážkou, plastová

Strana 12-60
Ocel

Strana 12-60
Tlumič typ A

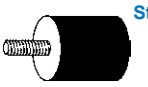
Strana 12-61
Tlumič typ B

Strana 12-62
Tlumič typ C

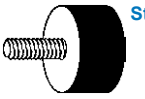
Strana 12-63
Tlumič typ D-KD

Strana 12-64
Tlumič typ RA

Strana 12-65
Tlumič typ RAEM

Strana 12-66
Tlumič typ RAB

Strana 12-67
Tlumič typ M

Strana 12-68
Tlumič typ SE

Strana 12-68
Natloukací čtvercová krytka

Strana 12-69
Nožička

Strana 12-70
Šroub

Strana 12-71
Strojní podpěra

Strana 12-72
Průchodka typ VP

Strana 12-73
DIN 2095
Tlačná pružina

Strana 12-74
DIN 2097
Tažná pružina

Strana 12-75
DIN ≈319
Metrický

Strana 12-76
DIN ≈319 M
S kuželovým otvorem

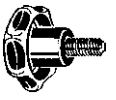
Strana 12-77
DIN ≈6336 L
Typ L, metrický

Strana 12-77
DIN ≈6336 K
Typ K, metrický

Strana 12-78
Se 4 výstupky, metrický

Strana 12-79
Se 4 výstupky hluboké metrický

Strana 12-80
Metrický

Strana 12-81
3 cípá metrický

Strana 12-82
5 hvězdice metrický

Strana 12-83
Pro šestihran

Strana 12-84
Pro vnitřní šestihran

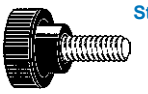
Strana 12-84
Metrický

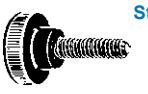
Strana 12-85
Metrický

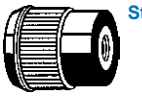
Strana 12-86
Metrický

Strana 12-86
Metrický

Strana 12-87
Metrický

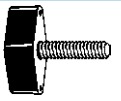
Strana 12-87
Metrický

Strana 12-88
Metrický

Strana 12-89
S vložkou, metrický

Strana 12-89
S otvorem

Strana 12-90
Celistvá metrická

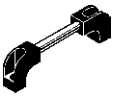
Strana 12-90
Trubková s otvorem

Strana 12-91
Kuželová plochá, metrická

Strana 12-91
Kuželová kulatá metrická

Strana 12-92
Kuželová dutá

Strana 12-92
Neotočná

Strana 12-93
Otočná metrická

Strana 12-94
Otočná metrická

Strana 12-94
Sklopná rukojeť otočná metrická

Nářadí, ochranné pomůcky a nástroje pro obrábění kovů, vše na www.fabory.com.

Strojní součástky 12

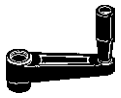
Strana 12-95
Sklopná, metrická

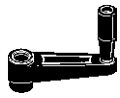
Strana 12-95
S rukojetí, metrická

Strana 12-96
S kulovou rukojetí, metrická

Strana 12-96
Zdvižná metrická

Strana 12-97
Zdvižná, metrická

Strana 12-98
Upínací metrická

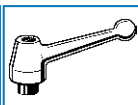
Strana 12-100
Upínací s kuličkou, metrická

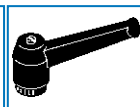
Strana 12-101
Upínací metrická

Strana 12-102
Upínací metrická

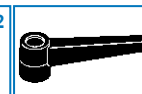
Strana 12-102
Upínací metrická

Strana 12-103
DIN 388-1C
Plast

Strana 12-104
DIN 950
Aluminium

Strana 12-105
Dvoupaprskové plastové

Strana 12-105
Vyklopná rukojeť, dvoupaprskové plastové

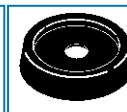
Strana 12-106
Plné plastové

Strana 12-106
Plné plastové s rukojetí

Strana 12-107
Plné s vyklopnou rukojetí, plastové

Strana 12-107
Plné s vyklopnou rukojetí, plastové

Strana 12-108
Plné s vyklopnou rukojetí, plastové

Strana 12-110
DIN ≈5401
Technická kulička

Strana 12-112
Technická kulička nekovová

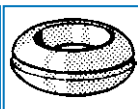
Strana 12-114
Průchodka


Strana 12-115
Zaslepovací zátka

Strana 12-116
1 Upevňovací bod

Strana 12-117
2 Upevňovací body

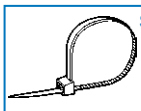
Strana 12-119
Kabelová spona

Strana 12-121
Kabelová spona nerezocel

Strana 12-122
Kabelová spona

Strana 12-123
Sada kabelových spon

Strana 12-123
Kabelová spona s okem

Strana 12-124
Kabelová spona se štítkem

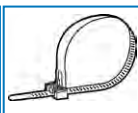
Strana 12-125
Kabelová spona odjistitelná

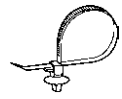
Strana 12-126
Kabelová spona s násadkou

Strana 12-126
Opěrná kabelová spona

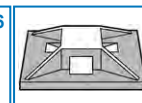
Strana 12-127
Opěrná kabelová spona

Strana 12-128
Ruční kleště pro kabelové pásky

Strana 12-129
Hadicová svorka plastová

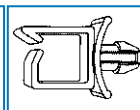
Strana 12-130
Kabelová spona

Strana 12-131
Kabelová spona samolepicí

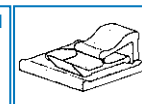
Strana 12-132
Kabelová spona samolepicí


Strana 12-133
Spona

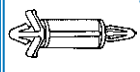
Strana 12-134
Nylonová rozpěrka

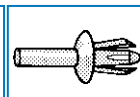
Strana 12-135
Zatloukací nýt

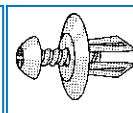
Strana 12-136
Šroubový nýt

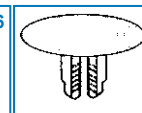
Strana 12-137
Ozubený nýt

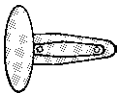
Strana 12-138
Zatlačovací nýt

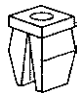
Strana 12-139
Průchodka

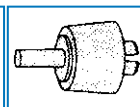
Strana 12-140
Běžec

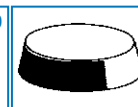
Strana 12-141
Zarážka samolepicí

Strana 12-142
Ochranná zarážka

Strojní součástky 12

Strana 12-142
Uzavřená plastová

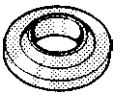
Strana 12-143
Pojistná podložka

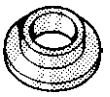
Strana 12-144
Osazená podložka

Strana 12-144
Izolační pouzdro

Strana 12-145
Kluzné ložisko

Strana 12-146
Izolační pouzdro

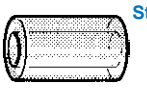
Strana 12-146
Nylonová průchodka


Strana 12-147
Izolační průchodka

Strana 12-148
Krycí zátka

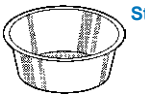
Strana 12-149
Ochranná krytka a zátka

Strana 12-150
Svislý

Strana 12-152
Vodorovný

Strana 12-155
Ojnicový rychloupínač

Strana 12-158
Hákový rychloupínač

Strana 12-159
Vodorovný

Strana 12-160
Svislý

Strana 12-161
Protidržák háku

MaxxFast základní hadicové spony

- Hladký povrch vespod a zkosené hrany zabraňují poškození hadice.
- Silné pouzdro s mechanickým zajištěním.
- Provedení pouzdra zajišťuje těsný kontakt mezi šroubem a páskou.
- Celkové provedení zaručuje dokonalé rozložení upínací síly po celém obvodu spony. Zabraňuje tak protékání i při vysokém tlaku.
- Splňuje směrnici o omezení nebezpečných látek v elektrických a elektronických zařízeních (RoHS 2006).
- DIN 3017

MaxxFast pozinkované
- MaxxFast 9mm pozinkovaná hadicová spona
- MaxxFast 12mm pozinkovaná hadicová spona
- MaxxFast šroubovák pro hadicové spony
- MaxxFast mini spona pozinkovaná
- MaxxFast spona s gumovým povrchem

MaxxFast A2 nerezové hadicové spony
- MaxxFast 12mm A2 nerezová hadicová spona

MaxxFast stojan pro hadicové spony
Exkluzivní MaxxFast stojan pro hadicové spony je vybaven nejpoužívanějšími velikostmi hadicových spon a mini spon spolu se šroubovákem.

Hadicová svorka, šířka pásky 9 mm

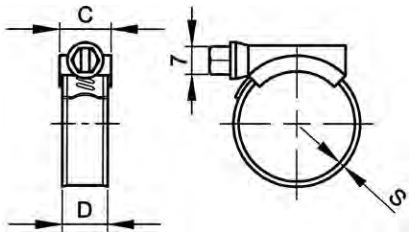

Technické údaje

Typ	C (max.)	D	S	Utahovací moment v Nm (max.)
8-14	12	9	0.8	3.5
8-16	14	9	0.6	3
11-17	12	9	0.8	3.5
12-22	14	9	0.6	3
13-20	12	9	0.8	4
15-24	12	9	0.8	4
16-27	14	9	0.7	3.5
19-28	12	9	0.8	4
20-32	14	9	0.7	3.5
22-32	12	9	0.8	4
25-40	14	9	0.7	4
26-38	12	9	0.8	4.5
32-44	12	9	0.8	4.5
32-50	14	9	0.7	4
38-50	12	9	0.8	4.5
40-60	14	9	0.7	4
44-56	12	9	0.8	4.5
50-65	12	9	0.8	4.5
50-70	14	9	0.7	4
58-75	12	9	0.8	4.5
68-85	12	9	0.8	4.5

- Typové číslo označuje minimální a maximální rozsah sevření.

Skupiny produktů

Materiál	Povrchová úprava		Kód	Strana
Oc	Zn		30650	12-6
Oc	Zn		43081	12-7
Oc	Zn	Velké balení	43080	12-7

30650 MAXXFAST Hadicová svorka, šířka pásky 9 mm **MF60**

Materiál Ocel
Povrchová úprava Pozinkované

MAXXFAST PROFESSIONAL HARDWARE

RoHS

Upínací rozsah	✉	Kód výrobku	Upínací rozsah	✉	Kód výrobku	Upínací rozsah	✉	Kód výrobku
8-16MM	50	30650.008.016	20-32MM	50	30650.020.032	40-60MM	25	30650.040.060
12-22MM	50	30650.012.022	25-40MM	50	30650.025.040	50-70MM	25	30650.050.070
16-27MM	50	30650.016.027	32-50MM	25	30650.032.050			

- Pouze celá balení.

43081 ABA Hadicová svorka, šířka pásky 9 mm — Y01A

Materiál Ocel
Povrchová úprava Pozinkované

Přednosti hadicových spon ABA:
- s **MODRÝM** jednodílným lisovaným pouzdrem (patent ABA)
- svinuté kraje pásku zamezují poškození hadic
- spodní hladká strana pásku nepoškozuje hadici
- jednoduchá instalace a demontáž díky šestihranné hlavě šroubu s drážkou
- opakovaně použitelné

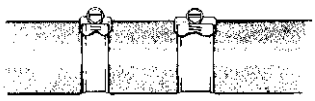

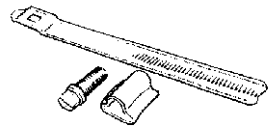


Upínací rozsah	✉	Kód výrobku	Upínací rozsah	✉	Kód výrobku	Upínací rozsah	✉	Kód výrobku
8-14MM	10	43081.008.014	11-17MM	10	43081.011.017	13-20MM	10	43081.013.020

43080 ABA Hadicová svorka, šířka pásky 9 mm — Y01A

Materiál Ocel
Povrchová úprava Pozinkované

Přednosti hadicových spon ABA:
- s **MODRÝM** jednodílným lisovaným pouzdrem (patent ABA)
- svinuté kraje pásku zamezují poškození hadic
- spodní hladká strana pásku nepoškozuje hadici
- jednoduchá instalace a demontáž díky šestihranné hlavě šroubu s drážkou
- opakovaně použitelné

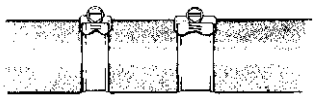

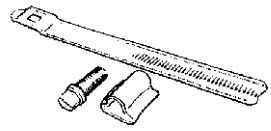

Upínací rozsah	✉	Kód výrobku	Upínací rozsah	✉	Kód výrobku	Upínací rozsah	✉	Kód výrobku
8-14MM	50	43080.008.014	22-32MM	50	43080.022.032	44-56MM	50	43080.044.056
11-17MM	50	43080.011.017	26-38MM	50	43080.026.038	50-65MM	50	43080.050.065
13-20MM	50	43080.013.020	32-44MM	50	43080.032.044	58-75MM	25	43080.058.075
15-24MM	50	43080.015.024	38-50MM	50	43080.038.050	68-85MM	25	43080.068.085
19-28MM	50	43080.019.028						

Hadicová svorka, šířka pásky 12 mm

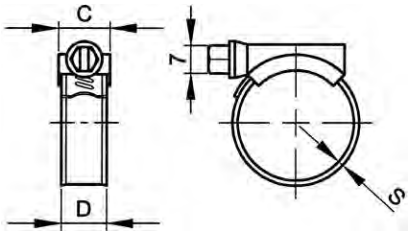

Technické údaje

Typ	C (max.)	D	S	Utahovací moment v Nm (max.)
13-20	17	12	0.8	5
15-24	17	12	0.8	5
16-27	18	12	0.8	4.2
19-28	17	12	0.8	5
20-32	18	12	0.8	5.2
22-32	17	12	0.8	5
25-40	18	12	0.8	5.2
26-38	17	12	0.8	5
32-44	17	12	1	6
32-50	18	12	0.8	6
38-50	17	12	1	6
40-60	18	12	0.8	6
44-56	17	12	1	6
50-65	17	12	1	6
50-70	18	12	0.8	6.8
58-75	17	12	1	6
60-80	18	12	0.8	6.8
68-85	17	12	1	6
70-90	18	12	0.8	6.8
77-95	17	12	1	6
80-100	18	12	0.8	6.8
87-112	17	12	1	6
90-110	18	12	0.8	6.8
104-138	17	12	1	6
130-165	17	12	1	6
150-180	17	12	1	6
175-205	17	12	1	6
200-231	17	12	1	6
226-256	17	12	1	6
251-282	17	12	1	6
277-307	17	12	1	6

- Typové číslo označuje minimální a maximální rozsah sevření.

Skupiny produktů

Materiál	Povrchová úprava		Kód	Strana
Oc	Zn		30660	12-8
Oc	Zn		43011	12-9
Oc	Zn	Velké Balení	43010	12-9

30660 MAXXFAST Hadicová svorka, šířka pásky 12 mm **MF60**

Materiál Ocel
Povrchová úprava Pozinkované

MAXXFAST PROFESSIONAL HARDWARE

RoHS

Upínací rozsah	✉	Kód výrobku	Upínací rozsah	✉	Kód výrobku	Upínací rozsah	✉	Kód výrobku
16-27MM	50	30660.016.027	40-60MM	25	30660.040.060	70-90MM	10	30660.070.090
20-32MM	50	30660.020.032	50-70MM	25	30660.050.070	80-100MM	10	30660.080.100
25-40MM	50	30660.025.040	60-80MM	25	30660.060.080	90-110MM	10	30660.090.110
32-50MM	50	30660.032.050						

- Pouze celá balení

43011 ABA Hadicová svorka, šířka pásky 12 mm — Y01A

Materiál Ocel
Povrchová úprava Pozinkované

Upínací rozsah	✉	Kód výrobku	Upínací rozsah	✉	Kód výrobku	Upínací rozsah	✉	Kód výrobku
15-24MM	10	43011.015.024	38-50MM	10	43011.038.050	77-95MM	10	43011.077.095
19-28MM	10	43011.019.028	44-56MM	10	43011.044.056	87-112MM	10	43011.087.112
22-32MM	10	43011.022.032	50-65MM	10	43011.050.065	104-138MM	10	43011.104.138
26-38MM	10	43011.026.038	58-75MM	10	43011.058.075	130-165MM	10	43011.130.165
32-44MM	10	43011.032.044	68-85MM	10	43011.068.085			

43010 ABA Hadicová svorka, šířka pásky 12 mm — Y01A

Materiál Ocel
Povrchová úprava Pozinkované

Upínací rozsah	✉	Kód výrobku	Upínací rozsah	✉	Kód výrobku	Upínací rozsah	✉	Kód výrobku
15-24MM	50	43010.015.024	50-65MM	50	43010.050.065	150-180MM	10	43010.150.180
19-28MM	50	43010.019.028	58-75MM	25	43010.058.075	175-205MM	10	43010.175.205
22-32MM	50	43010.022.032	68-85MM	25	43010.068.085	200-231MM	10	43010.200.231
26-38MM	50	43010.026.038	77-95MM	25	43010.077.095	226-256MM	10	43010.226.256
32-44MM	50	43010.032.044	87-112MM	25	43010.087.112	251-282MM	10	43010.251.282
38-50MM	50	43010.038.050	104-138MM	25	43010.104.138	277-307MM	10	43010.277.307
44-56MM	50	43010.044.056	130-165MM	25	43010.130.165			

Hadicová svorka, šířka pásky 12 mm, A2

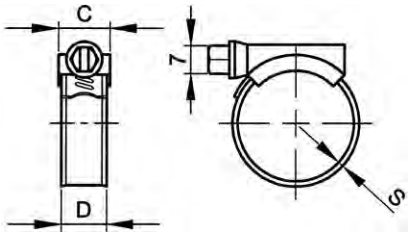

Technické údaje

Typ	C (max.)	D	S	Utahovací moment v Nm (max.)
15-24	17	12	0.8	5
16-27	18	12	0.8	4.6
19-28	17	12	0.8	5
20-32	18	12	0.8	5.6
22-32	17	12	0.8	5
25-40	18	12	0.8	5.6
26-38	17	12	0.8	5
32-44	17	12	0.8	6
32-50	18	12	0.8	6.5
38-50	17	12	0.8	6
40-60	18	12	0.8	6.5
44-56	17	12	0.8	6
50-65	17	12	0.8	6
50-70	18	12	0.8	7
58-75	17	12	0.8	6
68-85	17	12	0.8	6
77-95	17	12	0.8	6
87-112	17	12	0.8	6
104-138	17	12	0.8	6
130-165	17	12	0.8	6
150-180	17	12	0.8	6
175-205	17	12	0.8	6
200-231	17	12	0.8	6
226-256	17	12	0.8	6
251-282	17	12	0.8	6
277-307	17	12	0.8	6

- Typové číslo označuje minimální a maximální rozsah sevření.

Skupiny produktů

Materiál	Kód	Strana
NO A2	30664	12-10
NO A2	43020	12-10

30664 MAXXFAST Hadicová svorka, šířka pásky 12 mm, A2 — MF60

Materiál Nerezocel A2

Upínací rozsah	✉	Kód výrobku	Upínací rozsah	✉	Kód výrobku	Upínací rozsah	✉	Kód výrobku
16-27MM	10	30664.016.027	25-40MM	10	30664.025.040	40-60MM	10	30664.040.060
20-32MM	10	30664.020.032	32-50MM	10	30664.032.050	50-70MM	10	30664.050.070

- Pouze celá balení

43020 ABA Hadicová svorka, šířka pásky 12 mm — Y03A

Materiál Nerezocel A2

Přednosti hadicových spon ABA:
- s jednodílným pouzdrem z lisované nerezové oceli (patent ABA)
- svinuté kraje pásku zamezují poškození hadic
- spodní hladká strana pásku nepoškozuje hadici
- jednoduchá instalace a demontáž díky šestihranné hlavě šroubu s drážkou
- opakovaně použitelné

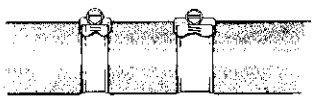

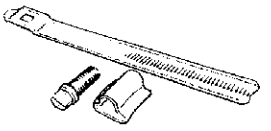
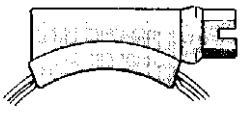

Upínací rozsah	✉	Kód výrobku	Upínací rozsah	✉	Kód výrobku	Upínací rozsah	✉	Kód výrobku
15-24MM	10	43020.015.024	50-65MM	10	43020.050.065	150-180MM	5	43020.150.180
19-28MM	10	43020.019.028	58-75MM	10	43020.058.075	175-205MM	5	43020.175.205
22-32MM	10	43020.022.032	68-85MM	10	43020.068.085	200-231MM	5	43020.200.231
26-38MM	10	43020.026.038	77-95MM	10	43020.077.095	226-256MM	5	43020.226.256
32-44MM	10	43020.032.044	87-112MM	5	43020.087.112	251-282MM	3	43020.251.282
38-50MM	10	43020.038.050	104-138MM	5	43020.104.138	277-307MM	3	43020.277.307
44-56MM	10	43020.044.056	130-165MM	5	43020.130.165			

Hadicová svorka A4

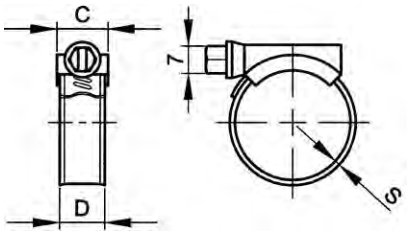



Technické údaje

Typ	C	D	S	Utahovací moment v Nm
8-14	13	9	1	2.5-3.5
11-17	19	9	1	2.5-3.5
13-20	19	9	1	2.5-3.5
15-24	19	12	1	2.5-3.5
19-28	19	12	1	2.5-3.5
22-32	19	12	1	2.5-3.5
26-38	19	12	1	3.5-4.5
32-44	19	12	1	3.5-4.5
38-50	19	12	1	3.5-4.5
44-56	19	12	1	5-6
50-65	19	12	1	5-6
58-75	19	12	1	5-6
68-85	19	12	1	5-6
77-95	19	12	1	5-6
87-112	19	12	1	5-6
104-138	19	12	1	5-6
130-165	19	12	1	5-6
150-180	19	12	1	5-6
175-205	19	12	1	5-6
200-231	19	12	1	5-6
226-256	19	12	1	5-6
251-282	19	12	1	5-6
277-307	19	12	1	5-6

- Typové číslo označuje minimální a maximální rozsah sevření.

43019 AWAB Hadicová svorka **Y03A**

Materiál Nerezocel A4

ABA

RoHS

Upínací rozsah	✉	Kód výrobku	Upínací rozsah	✉	Kód výrobku	Upínací rozsah	✉	Kód výrobku
8-14MM D= 9MM	10	43019.008.014	38-50MM D=12MM	10	43019.038.050	130-165MM D=12MM	5	43019.130.165
11-17MM D= 9MM	10	43019.011.017	44-56MM D=12MM	10	43019.044.056	150-180MM D=12MM	5	43019.150.181
13-20MM D= 9MM	10	43019.013.020	50-65MM D=12MM	10	43019.050.065	175-205MM D=12MM	5	43019.180.206
15-24MM D=12MM	10	43019.015.024	58-75MM D=12MM	10	43019.058.075	200-231MM D=12MM	5	43019.205.232
19-28MM D=12MM	10	43019.019.028	68-85MM D=12MM	10	43019.068.085	226-256MM D=12MM	5	43019.231.257
22-32MM D=12MM	10	43019.022.032	77-95MM D=12MM	10	43019.077.095	251-282MM D=12MM	3	43019.256.283
26-38MM D=12MM	10	43019.026.038	87-112MM D=12MM	5	43019.087.112	277-307MM D=12MM	3	43019.282.308
32-44MM D=12MM	10	43019.032.044	104-138MM D=12MM	5	43019.104.138			

Hadicová svorka Mini

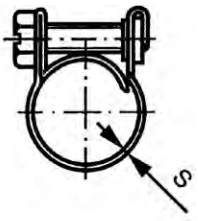

Technické údaje

Typ	D	S	Upínací rozsah (max.)	Upínací rozsah (min.)	Utahovací moment v Nm
6	8.4	0.5	6	5	0.4
8	9	0.5	8	7	0.4
9	10	0.5	9	7.5	1
9.5-10	10	0.5	10	9.5	1
10-11	10	0.5	11	10	1
12-13	10	0.5	13	12	1
13-14	10	0.5	14	13	1
14-15	10	0.5	15	14	1
15-17	10	0.5	17	15	1

30667 **MAXXFAST Hadicová svorka Mini** **MF6A**

Materiál Ocel
Povrchová úprava Pozinkované

MAXXFAST PROFESSIONAL HARDWARE

RoHS

Typ	✉	Kód výrobku	Typ	✉	Kód výrobku	Typ	✉	Kód výrobku
6	10	30667.006.001	9,5-10	10	30667.009.010	13-14	10	30667.013.014
8	10	30667.008.001	10-11	10	30667.010.011	14-15	10	30667.014.015
9	10	30667.009.001	12-13	10	30667.012.013	15-17	10	30667.015.017

- Odpovídající šestihranné matice jsou třídy vlastností ≥ l4l.

Hadicová svorka Mini

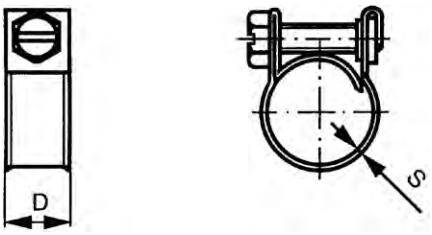

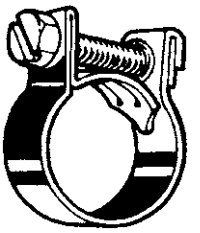

Technické údaje

Č.	D	S	Upínací rozsah (max.)	Upínací rozsah (min.)	Utahovací moment v Nm
No.8	9	0.5	8.5	7	1.5
No.9	9	0.5	9.5	8	1.5
No.10	9	0.5	10.5	9	1.5
No.11	9	0.5	11.5	9.5	1.5
No.12	9	0.5	12.5	10.5	1.5
No.13	9	0.5	13.5	11.5	1.5
No.14	9	0.5	14.5	12.5	1.5
No.15	9	0.5	15.5	13.5	1.5
No.16	9	0.5	16.5	14	1.5
No.17	9	0.5	17.5	15	1.5

- ABA MINI hadicové svorky: kvalitní utěsnění malých tenkostěnných hadic, snadná montáž a vybavení pevnou maticí.

Skupiny produktů

Materiál	Povrchová úprava	Kód	Strana
Oc	Zn	43063	12-13
NO A2		43062	12-13

43063 ABA MINI Hadicová svorka — Y03A

Materiál Ocel
Povrchová úprava Pozinkované

Č.	✉	Kód výrobku	Č.	✉	Kód výrobku	Č.	✉	Kód výrobku
No.8	25	43063.000.008	No.12	25	43063.000.012	No.15	25	43063.000.015
No.9	25	43063.000.009	No.13	25	43063.000.013	No.16	25	43063.000.016
No.10	25	43063.000.010	No.14	25	43063.000.014	No.17	25	43063.000.017
No.11	25	43063.000.011						

43062 ABA MINI Hadicová svorka — Y03A

Materiál Nerezocel A2

Č.	✉	Kód výrobku	Č.	✉	Kód výrobku	Č.	✉	Kód výrobku
TYP NR8	25	43062.000.008	TYP NR12	25	43062.000.012	TYP NR15	25	43062.000.015
TYP NR9	25	43062.000.009	TYP NR13	25	43062.000.013	TYP NR16	25	43062.000.016
TYP NR10	25	43062.000.010	TYP NR14	25	43062.000.014	TYP NR17	25	43062.000.017
TYP NR11	25	43062.000.011						

ABA ROBUST hadicová svorka

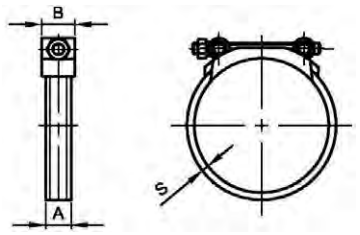



Technické údaje

Typ	A	B	S
29-31	18	19.8	0.6
32-35	20	19.8	1
36-39	20	22	1
40-43	20	22	1
44-47	20	24.5	1
48-51	20	24.5	1
52-55	20	24.5	1
56-59	20	24.5	1
60-63	20	24.5	1
64-67	25	24.5	1
68-73	25	26.5	1
74-79	25	26.5	1
80-85	25	26.5	1.2
86-91	25	26.5	1.2

Typ	A	B	S
92-97	25	26.5	1.2
98-103	25	26.5	1.2
104-112	25	26.5	1.2
113-121	25	26.5	1.2
122-130	25	26.5	1.2
131-139	25	29	1.2
140-148	25	29	1.2
149-161	25	29	1.5
162-174	25	29	1.5
175-187	25	29	1.5
188-200	25	29	1.5
201-213	25	29	1.5
214-226	25	29	1.5

- ABA ROBUST je hadicová svorka pro vysoké zatížení s přehnutými okraji.
- Používá se primárně pro utahování silných vyztužených hadic.
- Typové číslo označuje minimální a maximální rozsah sevření.

Údaje o montáži

43024 **ABA ROBUST hadicová svorka** **Y03A**

Materiál Nerezocel A4

ABA

RoHS

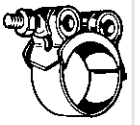

Upínací rozsah	✉	Kód výrobku	Upínací rozsah	✉	Kód výrobku	Upínací rozsah	✉	Kód výrobku
29-31MM	10	43024.029.031	64-67MM	10	43024.064.067	122-130MM	5	43024.122.130
32-35MM	10	43024.032.035	68-73MM	10	43024.068.073	131-139MM	5	43024.131.139
36-39MM	10	43024.036.039	74-79MM	10	43024.074.079	140-148MM	3	43024.140.148
40-43MM	10	43024.040.043	80-85MM	10	43024.080.085	149-161MM	3	43024.149.161
44-47MM	10	43024.044.047	86-91MM	5	43024.086.091	162-174MM	3	43024.162.174
48-51MM	10	43024.048.051	92-97MM	5	43024.092.097	175-187MM	3	43024.175.187
52-55MM	10	43024.052.055	98-103MM	5	43024.098.103	188-200MM	3	43024.188.200
56-59MM	10	43024.056.059	104-112MM	5	43024.104.112	201-213MM	3	43024.201.213
60-63MM	10	43024.060.063	113-121MM	5	43024.113.121	214-226MM	3	43024.214.226

ABA ROBUST hadicová svorka

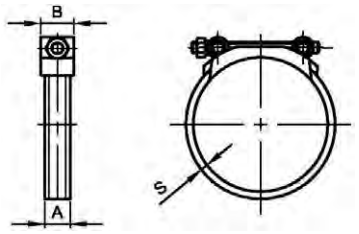



Technické údaje

Typ	A	B	S	Typ	A	B	S
29-31	18	20	0.6	104-111	20	22.1	0.8
31-34	18	20	0.6	111-118	20	22.1	0.8
34-37	18	20	0.6	118-125	20	22.1	0.8
37-40	18	20	0.6	125-132	20	22.1	0.8
40-43	18	20	0.6	132-139	20	22.1	0.8
43-47	20	22.1	0.8	139-146	20	22.1	0.8
47-51	20	22.1	0.8	146-153	20	22.1	0.8
51-55	20	22.1	0.8	153-160	20	22.1	0.8
55-59	20	22.1	0.8	160-167	20	22.1	0.8
59-63	20	22.1	0.8	167-174	20	22.1	0.8
63-68	20	22.1	0.8	174-187	30	32.5	1.25
68-73	20	22.1	0.8	187-200	30	32.5	1.25
73-79	20	22.1	0.8	200-213	30	32.5	1.25
79-85	20	22.1	0.8	213-226	30	32.5	1.25
85-91	20	22.1	0.8	226-239	30	32.5	1.25
91-97	20	22.1	0.8	239-252	30	32.5	1.25
97-104	20	22.1	0.8				

- ABA ROBUST je hadicová svorka pro vysoké zatížení s přehnutými okraji.
- Používá se primárně pro utahování silných vyztužených hadic.
- Typové číslo označuje minimální a maximální rozsah sevření.

Údaje o montáži

43033 ABA ROBUST Hadicová svorka **Y03A**

Materiál Nerezocel AISI 430

ABA

RoHS

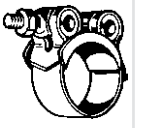

Typ	✉	Kód výrobku	Typ	✉	Kód výrobku	Typ	✉	Kód výrobku
29-31	25	43033.029.031	68-73	25	43033.068.073	139-146	5	43033.139.146
31-34	25	43033.031.034	73-79	25	43033.073.079	146-153	5	43033.146.153
34-37	25	43033.034.037	79-85	25	43033.079.085	153-160	5	43033.153.160
37-40	25	43033.037.040	85-91	10	43033.085.091	160-167	5	43033.160.167
40-43	25	43033.040.043	91-97	10	43033.091.097	167-174	5	43033.167.174
43-47	25	43033.043.047	97-104	10	43033.097.104	174-187	5	43033.174.187
47-51	25	43033.047.051	104-111	10	43033.104.111	187-200	5	43033.187.200
51-55	25	43033.051.055	111-118	10	43033.111.118	200-213	5	43033.200.213
55-59	25	43033.055.059	118-125	10	43033.118.125	213-226	5	43033.213.226
59-63	25	43033.059.063	125-132	5	43033.125.132	226-239	5	43033.226.239
63-68	25	43033.063.068	132-139	5	43033.132.139	239-252	5	43033.239.252

- Typ materiálu: páska a domek AISI 430 / šroub a vrut ocelový pozinkovaný.
- Až po typ 40-43 s šestihranným šroubem M6x40, w.a.f. 8 mm.
- Typ 43-47 až 167-174 s vnitřním šestihranem M7x55, w.a.f. 5 mm.
- Typ 174-187 at 239-252 s šestihranným šroubem M10x80, w.a.f. 17 mm.

Hadicová svorka Micro

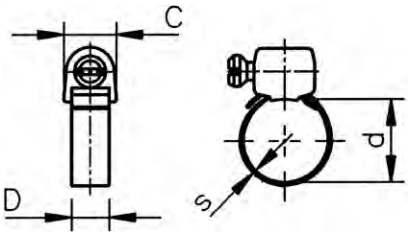

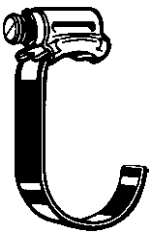

Technické údaje

Typ	C	D	s	Utahovací moment v Nm
6-11	7.5	5	0.4	0.5-0.7
7-11	9	5.5	0.5	0.5-0.7

- Pásek z nerez oceli.
- Typové číslo označuje minimální a maximální rozsah sevření.

43065 ABA MICRO Hadicová svorka **Y03A**

Materiál Ocel
Povrchová úprava Pozinkované

ABA

RoHS

Upínací rozsah	✉	Kód výrobku
7-11MM	25	43065.007.011

Svorka s jedním uchem

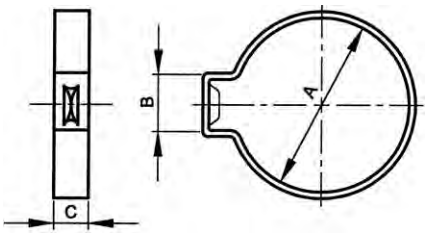

Technické údaje

Typ	A	B	C
10-12	12.3	7	6.5
12-14	14	7	6.5
14-16	16.5	8.5	7
16-18	18.5	9.5	7

- Snadná a rychlá montáž pomocí kleští na svorky.
- Typové číslo označuje minimální a maximální rozsah sevření.

43074 ABA Svorka s jedním uchem **Y03A**

Materiál Ocel
Povrchová úprava Pozinkované, silná pasivace Cr^{3+}

ABA

RoHS

Upínací rozsah	✉	Kód výrobku	Upínací rozsah	✉	Kód výrobku	Upínací rozsah	✉	Kód výrobku
10-12MM	50	43074.010.012	14-16MM	50	43074.014.016	16-18MM	50	43074.016.018
12-14MM	50	43074.012.014						

Svorka dvouuchá

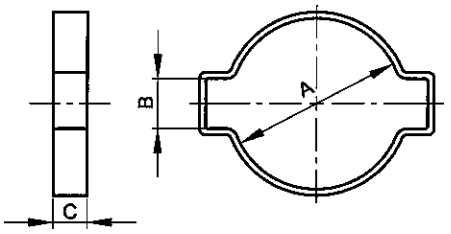

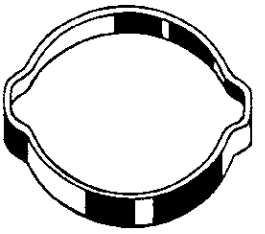

Technické údaje

Typ	A	B	C	Typ	A	B	C
5-7	7.3	4.3	6	22-25	25.5	9.1	8.5
7-9	9.3	4.8	6	25-28	28.5	10	9
9-11	11.3	5.3	6.5	28-31	31.5	11	9.5
11-13	13.3	5.8	6.5	31-34	34.5	11	9.5
13-15	15.3	6.3	7	34-37	37.5	11.5	9.5
15-18	18.5	7	7.5	37-40	40.5	12	10
17-20	20.5	7.6	7.5	40-43	43.3	8.5	10
20-23	23.5	8.5	8	43-46	46.3	8.5	10

- Snadná a rychlá montáž pomocí kleští na svorky.
- Typové číslo označuje minimální a maximální rozsah sevření.

43076 ABA Svorka dvouuchá **Y03A**

Materiál Ocel
Povrchová úprava Pozinkované, silná pasivace Cr^{3+}

ABA

RoHS

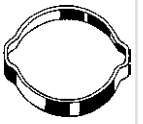

Upínací rozsah	✉	Kód výrobku	Upínací rozsah	✉	Kód výrobku	Upínací rozsah	✉	Kód výrobku
5-7MM	50	43076.005.007	17-20MM	50	43076.017.020	34-37MM	50	43076.034.037
7-9MM	50	43076.007.009	20-23MM	50	43076.020.023	37-40MM	50	43076.037.040
9-11MM	50	43076.009.011	22-25MM	50	43076.022.025	40-43MM	50	43076.040.043
11-13MM	50	43076.011.013	25-28MM	50	43076.025.028	43-46MM	50	43076.043.046
13-15MM	50	43076.013.015	28-31MM	50	43076.028.031			
15-18MM	50	43076.015.018	31-34MM	50	43076.031.034			

Hadicová svorka dvoudílná

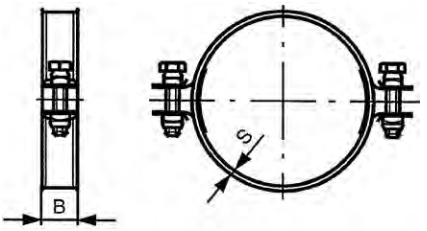

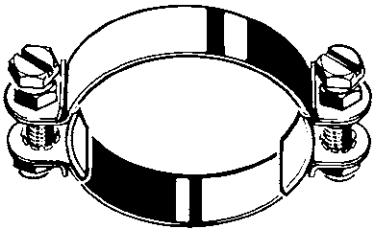

Technické údaje

Typ	B	S	Typ	B	S
33-39	20	1	106-116	25	1.25
37-43	20	1	112-122	25	1.25
43-49	20	1	118-128	25	1.25
49-55	20	1	126-136	25	1.25
55-63	20	1	136-146	25	1.25
61-69	20	1	156-166	25	1.25
67-75	20	1	166-176	25	1.25
73-81	20	1	176-186	25	1.25
79-87	20	1	186-196	25	1.25
85-93	20	1	196-206	25	1.25
89-97	20	1	208-218	25	1.25
95-103	20	1	218-228	25	1.25
97-105	20	1	228-238	25	1.25
96-106	25	1.25	238-248	25	1.25
102-112	25	1.25	146-156	25	1.25

- Ocelový pásek silně pozinkovaný s min. tloušťkou vrstvy 18µm.
- Typové číslo označuje minimální a maximální rozsah sevření.

Skupiny produktů

Materiál	Povrchová úprava		Kód	Strana
Oc	Zn	B=20	43025	12-18
Oc	Zn	B=25	43026	12-18

43025 Hadicová svorka dvoudílná — Y03A

Materiál Ocel
Povrchová úprava Pozinkované

Typ	✉	Kód výrobku	Typ	✉	Kód výrobku	Typ	✉	Kód výrobku
33-39MM	5	43025.033.039	61-69MM	5	43025.061.069	85-93MM	5	43025.085.093
37-43MM	5	43025.037.043	67-75MM	5	43025.067.075	89-97MM	5	43025.089.097
43-49MM	5	43025.043.049	73-81MM	5	43025.073.081	95-103MM	5	43025.095.103
49-55MM	5	43025.049.055	79-87MM	5	43025.079.087	97-105MM	5	43025.097.105
55-63MM	5	43025.055.063						

43026 Hadicová svorka dvoudílná — Y03A

Materiál Ocel
Povrchová úprava Pozinkované

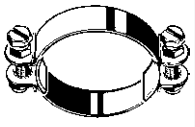

Typ	✉	Kód výrobku	Typ	✉	Kód výrobku	Typ	✉	Kód výrobku
96-106MM	2	43026.096.106	136-146MM	2	43026.136.146	196-206MM	1	43026.196.206
102-112MM	2	43026.102.112	146-156MM	2	43026.146.156	208-218MM	1	43026.208.218
106-116MM	2	43026.106.116	156-166MM	2	43026.156.166	218-228MM	1	43026.218.228
112-122MM	2	43026.112.122	166-176MM	2	43026.166.176	228-238MM	1	43026.228.238
118-128MM	2	43026.118.128	176-186MM	1	43026.176.186	238-248MM	1	43026.238.248
126-136MM	2	43026.126.136	186-196MM	1	43026.186.196			

Pogumovaná příchytka

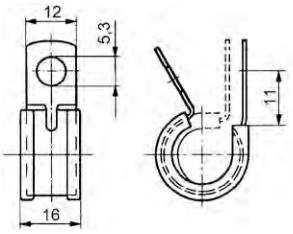

Technické údaje

Typ	d	D	Trubka ø
5	5.3	12	5
6	5.3	12	6
8	5.3	12	8
10	5.3	12	10
12	5.3	12	12
13	5.3	12	13
14	5.3	12	14
15	5.3	12	15
16	5.3	12	16
17	5.3	12	17
18	5.3	12	18

Typ	d	D	Trubka ø
19	5.3	12	19
20	5.3	12	20
21	5.3	12	21
22	5.3	12	22
23	5.3	12	23
24	5.3	12	24
25	5.3	12	25
26	5.3	12	26
27	5.3	12	27
28	5.3	12	28

30666 **MAXXFAST Pogumovaná příchytka** **MF6A**

Materiál Ocel
Povrchová úprava Pozinkované

MAXXFAST PROFESSIONAL HARDWARE

RoHS

Typ / D	✉	Kód výrobku	Typ / D	✉	Kód výrobku	Typ / D	✉	Kód výrobku
5/12	10	30666.050.012	15/12	10	30666.150.012	22/12	10	30666.220.012
6/12	10	30666.060.012	16/12	10	30666.160.012	23/12	10	30666.230.012
8/12	10	30666.080.012	17/12	10	30666.170.012	24/12	10	30666.240.012
10/12	10	30666.100.012	18/12	10	30666.180.012	25/12	10	30666.250.012
12/12	10	30666.120.012	19/12	10	30666.190.012	26/12	10	30666.260.012
13/12	10	30666.130.012	20/12	10	30666.200.012	27/12	10	30666.270.012
14/12	10	30666.140.012	21/12	10	30666.210.012	28/12	10	30666.280.012

- Pouze celá balení.

Pogumovaná příchytka

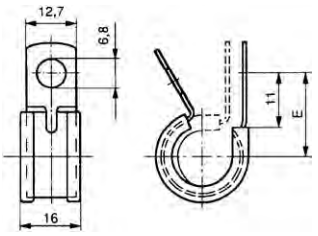

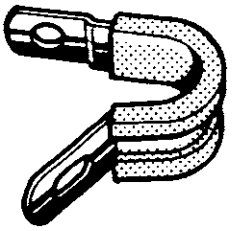

Technické údaje

Typ	E	Trubka ø
300	14.6	3
301	15.4	5
302	16.2	6
303	17	8
304	17.8	10
305	18.6	11
306	19.4	13
307	20.2	14
308	21	16
309	21.8	18
310	22.6	19
311	23.4	21
312	24.2	22
313	25	24

Typ	E	Trubka ø
314	25.8	25
315	27.1	27
316	27.9	29
317	28.6	30
318	29.4	32
319	30.2	33
320	31	35
321	31.8	37
322	32.6	38
323	38	45
325	45.5	54
326	34	41
329	43.5	60

- Speciální vlastnosti pogumovaných svorek ABA:
- S pryžovým (EPDM) profilem.
- Vysoká odolnost vodě, opotřebení, výkyvům teploty a stárnutí.
- Zejména pro závěsy trubek, kabelů, kabelových rozvodů, hadic apod. tlumící vibrace.

Skupiny produktů

Materiál	Povrchová úprava		Kód	Strana
Oc	Žzn		43111	12-20
Oc	Žzn	Velké Balení	43110	12-20
NO A2			43115	12-21

43111 ABA Pogumovaná příchytka **Y03A**

Materiál Ocel
Povrchová úprava Žárový zinek

Typ trubky ø	✉	Kód výrobku	Typ trubky ø	✉	Kód výrobku	Typ trubky ø	✉	Kód výrobku
300-3MM	25	43111.000.300	305-11MM	25	43111.000.305	309-18MM	25	43111.000.309
301-5MM	25	43111.000.301	306-13MM	25	43111.000.306	310-19MM	25	43111.000.310
302-6MM	25	43111.000.302	307-14MM	25	43111.000.307	311-21MM	25	43111.000.311
303-8MM	25	43111.000.303	308-16MM	25	43111.000.308	312-22MM	25	43111.000.312
304-10MM	25	43111.000.304						

43110 ABA Pogumovaná příchytka **Y03A**

Materiál Ocel
Povrchová úprava Žárový zinek

Typ trubky ø	✉	Kód výrobku	Typ trubky ø	✉	Kód výrobku	Typ trubky ø	✉	Kód výrobku
300-3MM	100	43110.000.300	309-18MM	50	43110.000.309	318-32MM	50	43110.000.318
301-5MM	100	43110.000.301	310-19MM	50	43110.000.310	319-33MM	50	43110.000.319
302-6MM	100	43110.000.302	311-21MM	50	43110.000.311	320-35MM	50	43110.000.320
303-8MM	100	43110.000.303	312-22MM	50	43110.000.312	321-37MM	50	43110.000.321
304-10MM	100	43110.000.304	313-24MM	50	43110.000.313	322-38MM	50	43110.000.322
305-11MM	100	43110.000.305	314-25MM	50	43110.000.314	323-45MM	50	43110.000.323
306-13MM	100	43110.000.306	315-27MM	50	43110.000.315	325-54MM	50	43110.000.325
307-14MM	100	43110.000.307	316-29MM	50	43110.000.316	326-41MM	50	43110.000.326
308-16MM	100	43110.000.308	317-30MM	50	43110.000.317	329-60MM	50	43110.000.329

- Průměr otvoru pro šroub ø = 5,3MM

43115 **Pogumovaná příchytka** **Y03A**

Materiál Nerezocel A2

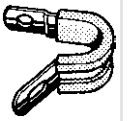

Typ trubky ø	✉	Kód výrobku	Typ trubky ø	✉	Kód výrobku	Typ trubky ø	✉	Kód výrobku
302-6MM	25	43115.000.006	307-14MM	25	43115.000.014	312-22MM	25	43115.000.023
303-8MM	25	43115.000.008	309-18MM	25	43115.000.018	314-25MM	25	43115.000.026
304-10MM	25	43115.000.010	311-21MM	25	43115.000.021	322-38MM	25	43115.000.040
306-13MM	25	43115.000.013						

Sada hadicových spojek

Skupiny produktů

Kód	Strana
30668	12-21
43055	12-22

30668 **MAXXFAST Stojan pro hadicové spony** **MFNA**

Rozměr	✉	Kód výrobku
8-70 EMPTY	1	30668.000.005
8-70 + Hoseclamp	1	30668.000.010

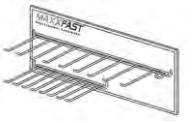

- Exkluzivní MaxxFast stojan pro hadicové spony je vybaven nejpoužívanějšími velikostmi hadicových spon a mini spon spolu se šroubovákem.
- Stojan včetně spon obsahuje
- **MaxxFast 9mm Zn spony**:
  - 8-16mm - 10ks
  - 12-22mm - 10ks
  - 16-27mm - 10ks
  - 20-32mm - 10ks
  - 25-40mm - 10ks
  - 32-50mm - 10ks
  - 40-60mm - 10ks
  - 50-70mm - 10ks

MaxxFast mini spony Zn
- 8mm - 10ks
- 9,5-10mm - 10ks
- 9mm - 10ks
- 10-11mm - 10ks
- 12-13mm - 10ks
- 13-14mm - 10ks
- 14-15mm - 10ks
- 15-17mm - 10ks

MaxxFast šroubovák pro hadicové spony 7mm - 1ks
- 2 hmoždinky a 2 háčky pro instalaci stojanu na stěnu

43055 ABA Sada hadicových spojek Y95A

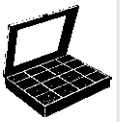

Typ	✉	Kód výrobku	
244C	1	43055.001.803	• Výstavní police. • Rozměry: 65 x 15 x 23,4 cm. • Obsah: • 12 x 8-14/9 W1 • 12 x 11-17/9 W1 • 12 x 13-20/9 W1 • 24 x 15-24/12 W1 • 12 x 19-28/12 W1 • 12 x 22-32/12 W1 • 12 x 26-38/12 W1 • 12 x 32-44/12 W1 • 12 x 38-50/12 W1 • 12 x 44-56/12 W1 • 12 x 50-65/12 W1 • 10 x Mini 8 C • 10 x Mini 9 C • 10 x Mini 10 C • 10 x Mini 11 C • 10 x Mini 12 C • 10 x Mini 13 C • 10 x Mini 14 C • 10 x Mini 15 C • 10 x Mini 16 C • 10 x Mini 17 C • ABA šroubovák s ohebným nástavcem, normální model 250 mm
270C	1	43055.001.805	• V plastovém obalu. • Rozměry: 40 x 27 x 8,5 cm. • Obsah: • 50 x 8-14/9 W1 • 50 x 11-17/9 W1 • 50 x 13-20/9 W1 • 25 x 15-24/12 W1 • 25 x 19-28/12 W1 • 20 x 22-32/12 W1 • 15 x 26-38/12 W1 • 15 x 32-44/12 W1 • 10 x 38-50/12 W1 • 10 x 44-56/12 W1 • ABA šroubovák s ohebným nástavcem, normální model 250 mm
ABA Display 244 empty	1	43055.790.244	

Šroubovák s ohebným nástavcem

Skupiny produktů

Kód	Strana
30669	12-23
43030	12-23

30669 MAXXFAST Šroubovák pro hadicové spony — MT2A

Rozměr	✉	Kód výrobku
7 MM	1	30669.000.100

- Ohebný šroubovák se 6-ti hranným nástavcem 7 mm pro hadicové spony MaxxFast.
- Vhodné pro použití na všechny hadicové spony shodné s Euro standardy.
- Ergonomická dvousložková rukojeť pro komfortní použití.
- Flexibilní hrot šroubováku pro snadnou dostupnost i do nepřístupných prostor.
- Tenkostěnný nástavec vhodný pro standardní hadicové spony (S=7mm).

43030 ABA Šroubovák s ohebným nástavcem — Y95A

Typ	✉	Kód výrobku	
Flex	1	43030.001.770	Normální model
Flex long	1	43030.001.780	Dlouhý model 600 mm



- Pro těžko přístupná místa.
- Vybaven vnitřním šestihranem 7 mm, nevysmekne se.
- Ohebný v úhlu 90°.
- Použitelný se všemi typy hadicových svorek ABA a AWAB.

Výfuková svorka

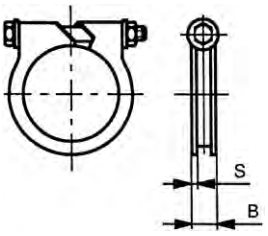

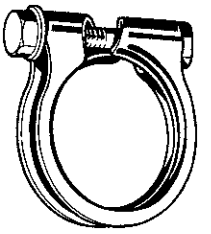

Technické údaje

Typ	B	S	Upínací rozsah (max.)	Upínací rozsah (min.)	Utahovací moment v Nm
R27-1.5	11.5	1.5	27	24	8-10
R30-1.5	11.5	1.5	30	27	8-10
R33-1.5	11.5	1.5	33	30	8-10
R42-2	11.5	2.0	42	39	8-10
R45-2.5	11.5	2.5	45	42	8-10
R48-2.5	12.5	2.5	48	45	10-15
R51-2.5	12.5	2.5	51	48	10-15
R55-2.5	12.5	2.5	55	52	10-15
R58-2.5	12.5	2.5	58	55	10-15

Údaje o montáži

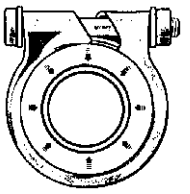

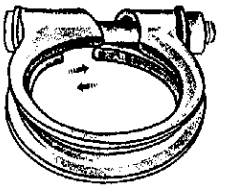

43246 **AWAB Výfuková svorka** **Y03A**

Materiál Ocel

ABA

RoHS

Typ	✉	Kód výrobku	Typ	✉	Kód výrobku	Typ	✉	Kód výrobku
R27-1,5MM	10	43246.270.001	R42-2MM	10	43246.420.001	R51-2,5MM	10	43246.510.001
R30-1,5MM	10	43246.300.001	R45-2,5MM	10	43246.450.001	R55-2,5MM	10	43246.550.001
R33-1,5MM	10	43246.330.001	R48-2,5MM	10	43246.480.001	R58-2,5MM	10	43246.580.001

Trubková svorka

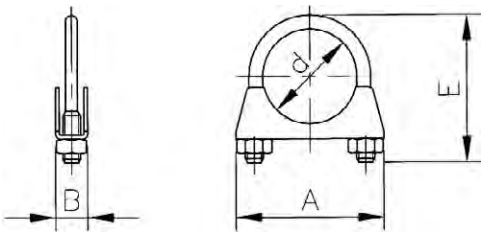

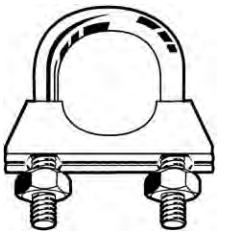

Technické údaje

Pro nom. velikost d	A	B	E	Pro nom. velikost d	A	B	E
25	50	14.5	52	**50**	84	13.5	77
26	55	13.5	57	**51**	76	14.5	76
28	54.5	13.5	56	**52**	53.5	13.5	77
32	59.5	13.5	59	**54**	88	13.5	78
35	60	14.5	63	**57**	82.5	14.5	83
36	63	13.5	68	**58**	91	13.5	85
38	67	13.5	62	**60**	94	13.5	84.5
42	72	13.5	68.5	**65**	99	13.5	89
45	75	13.5	70	**70**	107	13.5	94
48	79.5	13.5	74	**75**	115	13.5	102

43241 Trubková svorka **Y03A**

Materiál Ocel
Povrchová úprava Pozinkované

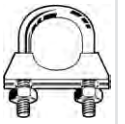

Pro nom. velikost d	✉	Kód výrobku	Pro nom. velikost d	✉	Kód výrobku	Pro nom. velikost d	✉	Kód výrobku
26MM	10	43241.260.001	45MM	10	43241.450.001	60MM	10	43241.600.001
28MM	10	43241.280.001	48MM	10	43241.480.001	64/65MM	10	43241.650.001
32MM	10	43241.320.001	50MM	10	43241.500.001	70MM	10	43241.700.001
36MM	10	43241.360.001	51/52MM	10	43241.520.001	75/76MM	10	43241.750.001
38MM	10	43241.380.001	54MM	10	43241.540.001			
42MM	10	43241.420.001	58MM	10	43241.580.001			

- Rozměry se mohou lišit podle dostupnosti.

Svorky

		Šířka		Tloušťka	Průměrná mez pevnosti	Ear-Lokt	Clip	Scru-Lok	J-020	C-001
		IN	mm	mm	Lbs	43272.380.xxx	43273.380.xxx	43274.380.xxx	43276.385.041	43276.380.001
43270.380.201		1/4	6.35	0.51	500	211			X	X
43270.380.202		3/8	9.52	0.64	900	212	322	451	X	X
43270.380.203		1/2	12.70	0.76	1500	213	323	452		X
43270.380.204		5/8	15.87	0.76	1875	214	324	453		X
43270.380.205		3/4	19.05	0.76	2250	215	325	454		X
43280.000.203		3/8	9.52	0.64	900	212	322	451	X	X
43280.000.204		1/2	12.70	0.76	1500	213	323	452		X
43280.000.205		5/8	15.87	0.76	1875	214	324	453		X
43280.000.206		3/4	19.05	0.76	2250	215	325	454		X
43271.380.302		3/8	9.52	0.38	450	212	322	451	X	X
43271.380.303		1/2	12.70	0.38	600	213	323	452		X
43271.380.304		5/8	15.87	0.38	750	214	324	453		X
43271.380.305		3/4	19.05	0.38	900	215	325	454		X

Skupiny produktů

Materiál		Kód	Strana
NO	Páska typ 201	43270	12-26
NO	Páska typ 201 se zásobníkem	43280	12-26
NO	Spona se zámkem	43272	12-27
NO	Valustrap páska	43271	12-27
NO	Valuclips spona pro Valustrap pásku	43273	12-27
NO	Spona se šroubem	43274	12-27
NO	Brack-it spony pro silniční značení	43279	12-27
NO	Upínací páska	43275	12-28
	Nástroje	43276	12-28

43270 Páska typ 201 — Y63A

Materiál Nerezocel

BAND-IT

RoHS

Typ	✉	Kód výrobku	Typ	✉	Kód výrobku	Typ	✉	Kód výrobku
C-202 1/4-30,5M-0,51MM	1	43270.380.201	C-204 1/2-30,5M-0,76MM	1	43270.380.203	C-206 3/4-30,5M-0,76MM	1	43270.380.205
C-203 3/8-30,5M-0,64MM	1	43270.380.202	C-205 5/8-30,5M-0,76MM	1	43270.380.204			

43280 Páska typ 201 se zásobníkem — Y63A

Materiál Nerezocel

BAND-IT

RoHS

Typ	✉	Kód výrobku	Typ	✉	Kód výrobku	Typ	✉	Kód výrobku
C203Y 3/8-30,5M-0,64MM	1	43280.000.203	C205G 5/8-30,5M-0,76MM	1	43280.000.205	C206R 3/4-30,5M-0,76MM	1	43280.000.206
C204B 1/2-30,5M-0,76MM	1	43280.000.204						

43272 Spona se zámkem — Y63A

Materiál Nerezocel

BAND-IT®

Typ	✉	Kód výrobku	Typ	✉	Kód výrobku	Typ	✉	Kód výrobku
C-252 1/4-0,38MM	100	43272.380.211	C-254 1/2-0,38MM	100	43272.380.213	C-256 3/4-0,38MM	100	43272.380.215
C-253 3/8-0,38MM	100	43272.380.212	C-255 5/8-0,38MM	100	43272.380.214			

43271 Valustrap páska — Y63A

Materiál Nerezocel

BAND-IT®

Typ	✉	Kód výrobku	Typ	✉	Kód výrobku	Typ	✉	Kód výrobku
C-133 3/8-30,5M-0,38MM	1	43271.380.302	C-135 5/8-30,5M-0,38MM	1	43271.380.304	C-136 3/4-30,5M-0,38MM	1	43271.380.305
C-134 1/2-30,5M-0,38MM	1	43271.380.303						

43273 Valuclips spona pro Valu-Strap pásku — Y63A

Materiál Nerezocel

BAND-IT®

Typ	✉	Kód výrobku	Typ	✉	Kód výrobku	Typ	✉	Kód výrobku
C-153 3/8	100	43273.380.322	C-155 5/8	100	43273.380.324	C-156 3/4	100	43273.380.325
C-154 1/2	100	43273.380.323						

43274 Spona se šroubem — Y63A

Materiál Nerezocel

BAND-IT®

Typ	✉	Kód výrobku	Typ	✉	Kód výrobku	Typ	✉	Kód výrobku
C-720 1/4	50	43274.380.451	C-724 1/2	25	43274.380.453	C-726 3/4	25	43274.380.454
C-722 3/8	50	43274.380.452						

- Pro pásku typu 201 a uzavírací pásku.

43279 Brack-it spony pro silniční značení — Y63A

Materiál Nerezocel

BAND-IT®

Typ	✉	Kód výrobku		
D-007 BR-IT SPONA TVAR "L" DVA OT-VORY	50	43279.007.001	• Spona L-tvar - pravý úhel • Pro 6mm šrouby	
D-008 BR-IT SPONA SE DVĚMA ŠROUBY	50	43279.008.001	• Spona, dva šrouby - přímé	

43279 Brack-it spony pro silniční značení

Typ	✉	Kód výrobku		
D-001 1-BT PŘÍMÉ	50	43279.380.484	•	Spona s jedním šroubem - přímý
D-021 1-BT ROZŠÍŘENÉ	50	43279.380.485	•	Spona s jedním šroubem- rozšířený

43275 Upínací páska

Y63A

Materiál Nerezocel

BAND-IT®

RoHS

Typ	✉	Kód výrobku		
M-158 SADA SPONY SE ŠROUBEM A PÁSKOU - 3M	1	43275.153.001	• 3,5m Páska (šíka 9,5mm, nerezová ocel) • 5 Spon • 5 Šroubů s drážkou	
M-211 UZAVÍRACÍ SPONA	10	43275.380.471	• 10 Šroubů pro uzavírací sponu • 10 Spon • Vhodné pro pásku C-133 (43271.380.302)	
M-210 PÁSKA PRO UZAVÍRACÍ SPONU - 30,5M	1	43275.380.473	• Páska pro uzavírací sponu 30,5m • 25 Šroubů pro uzavírací sponu • 25 Spon	

43276 Nástroje

Y63A

BAND-IT®

RoHS

Typ	✉	Kód výrobku		
380001 C-001	1	43276.380.001	•	Nástroj typ C-001: pro pásky od 3/16” do 3/4”
J-020 POKKITII	1	43276.385.041	•	Nástroj typ J-020 Pok-it II: pro pásky od 3/16” do 3/8”

U-Šrouby typu A

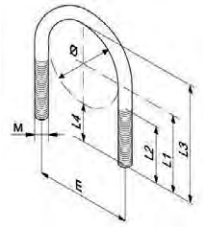

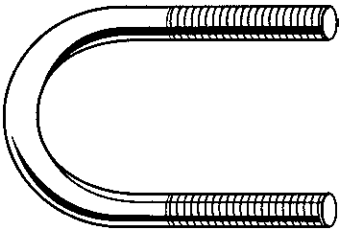

Technické údaje

M x L_3	d	E	L_1	L_2	L_4
M5x37	22	25	26	21	15
M6x33	18	28	24	18	15
M6x37	22	29	26	20	15
M6x42	27	31	29	22	15
M6x49	34	34	32	26	15
M6x62	42	36	41	27	20
M6x68	48	38	44	27	20
M6x85	60	41	55	32	25
M6x101	76	43	63	32	25
M6x114	89	45	70	32	25
M6x144	114	50	87	37	30
M8x37	22	52	26	18	15
M8x42	27	54	29	20	15
M8x49	34	56	32	24	15
M8x62	42	58	41	29	20
M8x68	48	60	44	29	20
M8x85	60	69	55	34	25
M8x101	76	71	63	34	25
M8x114	89	73	70	34	25
M8x132	102	75	81	39	30
M8x144	114	85	87	39	30
M8x170	140	87	100	39	30
M10x42	27	89	29	18	15
M10x49	34	91	32	22	15
M10x62	42	98	41	31	20
M10x68	48	100	44	31	20
M10x85	60	102	55	36	25
M10x101	76	104	63	36	25
M10x114	89	113	70	36	25
M10x132	102	115	81	41	30
M10x144	114	117	87	41	30
M10x170	140	123	100	41	30
M10x203	168	125	119	46	35
M10x259	219	127	150	51	40
M12x85	60	129	55	38	25
M12x101	76	133	63	38	25
M12x114	89	152	70	38	25
M12x132	102	154	81	43	30
M12x144	114	156	87	43	30
M12x170	140	160	100	43	30
M12x203	168	182	119	48	35
M12x259	219	184	150	53	40
M12x313	273	188	177	53	40
M12x364	324	218	202	53	40
M16x144	114	233	87	48	30
M16x170	140	235	100	48	30
M16x203	168	239	119	53	35
M16x259	219	243	150	58	40
M16x313	273	289	177	58	40
M16x364	324	293	202	58	40
M20x234	194	297	137	62	40
M20x259	219	341	150	62	40
M20x313	273	345	177	62	40
M20x364	324	349	202	62	40
M24x364	324	353	202	66	40

Skupiny produktů

Závit	Materiál	Povrchová úprava	Kód	Strana
M	Oc	Zn	17260	12-30
M	NO A2		17261	12-30
M	NO A4		17262	12-30

17260 U-Šrouby typu A — F11B

Závit Metrický závit
Materiál Ocel
Povrchová úprava Pozinkované

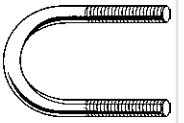

M x L_3	✉	Kód výrobku	M x L_3	✉	Kód výrobku	M x L_3	✉	Kód výrobku
M5x37	1	17260.050.028	M8x132	1	17260.080.113	M12x132	1	17260.120.117
M6x33	1	17260.060.025	M8x144	1	17260.080.125	M12x144	1	17260.120.129
M6x37	1	17260.060.029	M8x170	1	17260.080.152	M12x170	1	17260.120.156
M6x42	1	17260.060.034	M10x42	1	17260.100.038	M12x203	1	17260.120.184
M6x49	1	17260.060.041	M10x49	1	17260.100.045	M12x259	1	17260.120.235
M6x62	1	17260.060.050	M10x62	1	17260.100.054	M12x313	1	17260.120.289
M6x68	1	17260.060.056	M10x68	1	17260.100.060	M12x364	1	17260.120.341
M6x85	1	17260.060.069	M10x85	1	17260.100.073	M16x144	1	17260.160.133
M6x101	1	17260.060.085	M10x101	1	17260.100.089	M16x170	1	17260.160.160
M6x114	1	17260.060.098	M10x114	1	17260.100.102	M16x203	1	17260.160.188
M6x144	1	17260.060.123	M10x132	1	17260.100.115	M16x259	1	17260.160.239
M8x37	1	17260.080.031	M10x144	1	17260.100.127	M16x313	1	17260.160.293
M8x42	1	17260.080.036	M10x170	1	17260.100.154	M16x364	1	17260.160.345
M8x49	1	17260.080.043	M10x203	1	17260.100.182	M20x234	1	17260.200.218
M8x62	1	17260.080.052	M10x259	1	17260.100.233	M20x259	1	17260.200.243
M8x68	1	17260.080.058	M12x85	1	17260.120.075	M20x313	1	17260.200.297
M8x85	1	17260.080.071	M12x101	1	17260.120.091	M20x364	1	17260.200.349
M8x101	1	17260.080.087	M12x114	1	17260.120.104	M24x364	1	17260.240.353
M8x114	1	17260.080.100						

17261 U-Šrouby typu A — F11C

Závit Metrický závit
Materiál Nerezocel A2

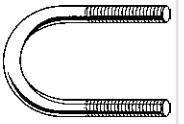

M x L_3	✉	Kód výrobku	M x L_3	✉	Kód výrobku	M x L_3	✉	Kód výrobku
M5x37	1	17261.050.028	M8x132	1	17261.080.113	M12x132	1	17261.120.117
M6x33	1	17261.060.025	M8x144	1	17261.080.125	M12x144	1	17261.120.129
M6x37	1	17261.060.029	M8x170	1	17261.080.152	M12x170	1	17261.120.156
M6x42	1	17261.060.034	M10x42	1	17261.100.038	M12x203	1	17261.120.184
M6x49	1	17261.060.041	M10x49	1	17261.100.045	M12x259	1	17261.120.235
M6x62	1	17261.060.050	M10x62	1	17261.100.054	M12x313	1	17261.120.289
M6x68	1	17261.060.056	M10x68	1	17261.100.060	M12x364	1	17261.120.341
M6x85	1	17261.060.069	M10x85	1	17261.100.073	M16x144	1	17261.160.133
M6x101	1	17261.060.085	M10x101	1	17261.100.089	M16x170	1	17261.160.160
M6x114	1	17261.060.098	M10x114	1	17261.100.102	M16x203	1	17261.160.188
M6x144	1	17261.060.123	M10x132	1	17261.100.115	M16x259	1	17261.160.239
M8x37	1	17261.080.031	M10x144	1	17261.100.127	M16x313	1	17261.160.293
M8x42	1	17261.080.036	M10x170	1	17261.100.154	M16x364	1	17261.160.345
M8x49	1	17261.080.043	M10x203	1	17261.100.182	M20x234	1	17261.200.218
M8x62	1	17261.080.052	M10x259	1	17261.100.233	M20x259	1	17261.200.243
M8x68	1	17261.080.058	M12x85	1	17261.120.075	M20x313	1	17261.200.297
M8x85	1	17261.080.071	M12x101	1	17261.120.091	M20x364	1	17261.200.349
M8x101	1	17261.080.087	M12x114	1	17261.120.104	M24x364	1	17261.240.353
M8x114	1	17261.080.100						

17262 U-Šrouby typu A — F11C

Závit Metrický závit
Materiál Nerezocel A4

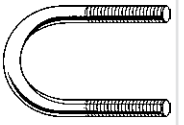

M x L_3	✉	Kód výrobku	M x L_3	✉	Kód výrobku	M x L_3	✉	Kód výrobku
M5x37	1	17262.050.028	M6x62	1	17262.060.050	M6x144	1	17262.060.123
M6x33	1	17262.060.025	M6x68	1	17262.060.056	M8x37	1	17262.080.031
M6x37	1	17262.060.029	M6x85	1	17262.060.069	M8x42	1	17262.080.036
M6x42	1	17262.060.034	M6x101	1	17262.060.085	M8x49	1	17262.080.043
M6x49	1	17262.060.041	M6x114	1	17262.060.098	M8x62	1	17262.080.052

17262 U-Šrouby typu A ←

M x L_3	✉	Kód výrobku	M x L_3	✉	Kód výrobku	M x L_3	✉	Kód výrobku
M8x68	1	17262.080.058	M10x132	1	17262.100.115	M12x364	1	17262.120.341
M8x85	1	17262.080.071	M10x144	1	17262.100.127	M16x144	1	17262.160.133
M8x101	1	17262.080.087	M10x170	1	17262.100.154	M16x170	1	17262.160.160
M8x114	1	17262.080.100	M10x203	1	17262.100.182	M16x203	1	17262.160.188
M8x132	1	17262.080.113	M10x259	1	17262.100.233	M16x259	1	17262.160.239
M8x144	1	17262.080.125	M12x85	1	17262.120.075	M16x313	1	17262.160.293
M8x170	1	17262.080.152	M12x101	1	17262.120.091	M16x364	1	17262.160.345
M10x42	1	17262.100.038	M12x114	1	17262.120.104	M20x234	1	17262.200.218
M10x49	1	17262.100.045	M12x132	1	17262.120.117	M20x259	1	17262.200.243
M10x62	1	17262.100.054	M12x144	1	17262.120.129	M20x313	1	17262.200.297
M10x68	1	17262.100.060	M12x170	1	17262.120.156	M20x364	1	17262.200.349
M10x85	1	17262.100.073	M12x203	1	17262.120.184	M24x364	1	17262.240.353
M10x101	1	17262.100.089	M12x259	1	17262.120.235			
M10x114	1	17262.100.102	M12x313	1	17262.120.289			

U-Šrouby typu B

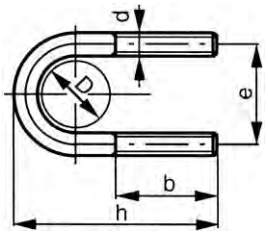

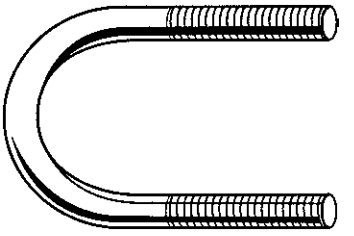

Technické údaje

d x h	b	D (jmen. v mm)	D (jmen. v palcích)	e
M6x42	20	22	1/2	29
M6x53	25	27	3/4	34
M6x61	30	34	1 Inch	41
M8x42	20	22	1/2	29
M8x61	30	34	1 Inch	44
M8x65	25	35	1 Inch	48
M8x71	30	27	3/4	36
M8x74	35	42	1.1/4	52
M8x85	40	48	1.1/2	57
M8x99	40	60	2 Inch	71
M10x85	40	48	1.1/2	59
M10x99	40	60	2 Inch	73
M10x112	40	76	2.1/2	89
M12x124	50	89	3 Inch	102
M12x155	50	117	4 Inch	126
M16x140	-	-	-	-
M16x184	60	140	5 Inch	160
M16x209	60	168	6 Inch	186
M16x216	-	-	-	-
M16x266	60	216	8 Inch	240

Skupiny produktů

Závit	Materiál	Povrchová úprava	Kód	Strana
M	Oc	Zn	17243	12-31
M	NO A2		17567	12-32

17243 U-šroub, položka 40G **F11B**

Závit Metrický závit
Materiál Ocel
Povrchová úprava Pozinkované

RoHS

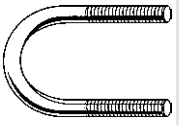

d x h x e x b	✉	Kód výrobku	d x h x e x b	✉	Kód výrobku	d x h x e x b	✉	Kód výrobku
M6X42X29X20	50	17243.060.029	M8X74X52X35	50	17243.080.052			
M6X53X34X25	50	17243.060.034	M8X85X57X40	50	17243.080.057	M12X124X102X50	10	17243.120.102
M6X61X41X30	50	17243.060.041				M12X155X126X50	10	17243.120.126
			M10X85X59X40	25	17243.100.059			
M8X71X36X30	50	17243.080.036	M10X99X73X40	25	17243.100.073	M16X184X160X60	3	17243.160.160
M8X61X44X30	50	17243.080.044	M10X112X89X40	25	17243.100.089	M16X209X186X60	3	17243.160.186

17243 **U-šroub, položka 40G** ←

d x h x e x b	✉	Kód výrobku
M16X266X240X60	2	17243.160.240

17567 **U-šroub, položka 40R** **F11C**

Závit Metrický závit
Materiál Nerezocel A2

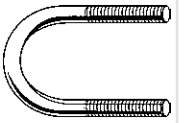

d x h x e x b	✉	Kód výrobku	d x h x e x b	✉	Kód výrobku	d x h x e x b	✉	Kód výrobku
M6X42X29X20	25	17567.060.029	M8X61X44X30	25	17567.080.044	M8X85X57X40	25	17567.080.057
M6X53X34X25	25	17567.060.034	M8X74X52X35	25	17567.080.052	M8X99X71X40	25	17567.080.073

Poloviční trubková spona ocel

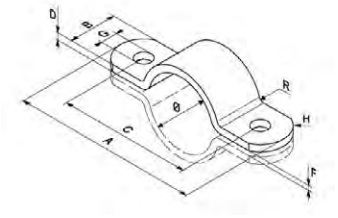

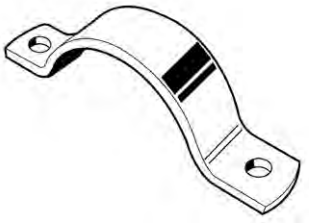

Technické údaje

ø	A	C	F	G	H	R
12	63	38	3	9	18	4
16	68	43	3	9	18	4
18	72	47	3	9	18	4
20	75	50	3	9	18	4
22	80	55	3	9	18	4
25	88	58	4	11	18	5
27	92	62	4	11	18	5
30	93	63	4	11	18	5
32	95	65	4	11	18	5
34	98	68	4	11	18	5
38	104	74	4	11	18	5
42	126	86	5	14	22	6
45	132	92	5	14	22	6
48	135	95	5	14	22	6
54	140	100	5	14	22	6
57	145	105	5	14	22	6
60	150	110	5	14	22	6
63	150	110	5	14	22	6
66	155	115	5	14	22	6
70	162	122	5	14	22	6
76	165	125	5	14	22	6
80	172	132	5	14	22	6
83	175	135	5	14	22	6
89	180	140	5	14	22	6
95	185	145	5	14	22	6
102	200	160	5	14	38	10
108	210	170	5	14	38	10
114	215	175	5	14	38	10
120	220	180	5	14	38	10
127	225	185	5	14	38	10
133	255	205	6	18	60	12
140	260	210	6	18	60	12
146	266	216	6	18	60	12
152	272	222	6	18	60	12
159	285	235	6	18	60	12
165	290	240	6	18	60	12
168	293	243	6	18	60	12
174	300	250	6	18	60	12
178	304	254	6	18	60	12
191	320	270	6	18	60	12

Technické údaje

ø	A	C	F	G	H	R
194	326	276	6	18	60	12
203	335	285	6	18	60	12
216	344	294	6	18	60	12
219	356	306	6	18	60	12
226	362	312	6	18	60	12
241	370	320	6	22	60	12
245	376	326	6	22	60	12
253	385	335	6	22	60	12
267	400	350	6	22	60	12
273	410	360	6	22	60	12
300	430	380	6	22	60	12
318	470	410	8	22	60	12
324	480	420	8	22	60	12
356	515	455	8	22	60	12
368	545	470	12	22	60	22
406	585	510	12	22	60	22
420	600	525	12	22	60	22
457	655	580	12	22	60	22
508	680	605	12	22	60	22
520	690	615	12	22	60	22
559	733	658	12	22	60	22
610	795	720	12	22	60	22
660	845	770	12	22	60	22
710	895	820	12	22	60	22
762	947	872	12	22	60	22
812	975	920	12	22	60	22
914	1124	1034	15	27	60	22

Skupiny produktů

Materiál	Povrchová úprava	Kód	Strana
Oc		64500	12-33
Oc	Žzn	64507	12-34

64500 **Poloviční trubková spona ocel** **F11B**

Materiál Ocel

ø	✉	Kód výrobku	ø	✉	Kód výrobku	ø	✉	Kód výrobku
12MM	1	64500.012.001	89MM	1	64500.089.001	245MM	1	64500.245.001
16MM	1	64500.016.001	95MM	1	64500.095.001	253MM	1	64500.253.001
18MM	1	64500.018.001	102MM	1	64500.102.001	267MM	1	64500.267.001
20MM	1	64500.020.001	108MM	1	64500.108.001	273MM	1	64500.273.001
22MM	1	64500.022.001	114MM	1	64500.114.001	300MM	1	64500.300.001
25MM	1	64500.025.001	120MM	1	64500.120.001	318MM	1	64500.318.001
27MM	1	64500.027.001	127MM	1	64500.127.001	324MM	1	64500.324.001
30MM	1	64500.030.001	133MM	1	64500.133.001	356MM	1	64500.356.001
32MM	1	64500.032.001	140MM	1	64500.140.001	368MM	1	64500.368.001
34MM	1	64500.034.001	146MM	1	64500.146.001	406MM	1	64500.406.001
38MM	1	64500.038.001	152MM	1	64500.152.001	420MM	1	64500.420.001
42MM	1	64500.042.001	159MM	1	64500.159.001	457MM	1	64500.457.001
45MM	1	64500.045.001	165MM	1	64500.165.001	508MM	1	64500.508.001
48MM	1	64500.048.001	168MM	1	64500.168.001	520MM	1	64500.520.001
54MM	1	64500.054.001	174MM	1	64500.174.001	559MM	1	64500.559.001
57MM	1	64500.057.001	178MM	1	64500.178.001	610MM	1	64500.610.001
60MM	1	64500.060.001	191MM	1	64500.191.001	660MM	1	64500.660.001
63MM	1	64500.063.001	194MM	1	64500.194.001	710MM	1	64500.710.001
66MM	1	64500.066.001	203MM	1	64500.203.001	762MM	1	64500.762.001
70MM	1	64500.070.001	216MM	1	64500.216.001	812MM	1	64500.812.001
76MM	1	64500.076.001	219MM	1	64500.219.001	914MM	1	64500.914.001
80MM	1	64500.080.001	226MM	1	64500.226.001			
83MM	1	64500.083.001	241MM	1	64500.241.001			

64507 Poloviční trubková spona ocel F11B

Materiál Ocel
Povrchová úprava Žárový zinek

ø	✉	Kód výrobku	ø	✉	Kód výrobku	ø	✉	Kód výrobku
12MM	1	64507.012.001	80MM	1	64507.080.001	219MM	1	64507.219.001
16MM	1	64507.016.001	83MM	1	64507.083.001	226MM	1	64507.226.001
18MM	1	64507.018.001	89MM	1	64507.089.001	241MM	1	64507.241.001
20MM	1	64507.020.001	95MM	1	64507.095.001	245MM	1	64507.245.001
22MM	1	64507.022.001	102MM	1	64507.102.001	253MM	1	64507.253.001
25MM	1	64507.025.001	108MM	1	64507.108.001	267MM	1	64507.267.001
27MM	1	64507.027.001	114MM	1	64507.114.001	273MM	1	64507.273.001
30MM	1	64507.030.001	120MM	1	64507.120.001	300MM	1	64507.300.001
32MM	1	64507.032.001	127MM	1	64507.127.001	318MM	1	64507.318.001
34MM	1	64507.034.001	133MM	1	64507.133.001	324MM	1	64507.324.001
38MM	1	64507.038.001	140MM	1	64507.140.001	356MM	1	64507.356.001
42MM	1	64507.042.001	152MM	1	64507.152.001	368MM	1	64507.368.001
45MM	1	64507.045.001	159MM	1	64507.159.001	406MM	1	64507.406.001
48MM	1	64507.048.001	165MM	1	64507.165.001	420MM	1	64507.420.001
54MM	1	64507.054.001	168MM	1	64507.168.001	457MM	1	64507.457.001
57MM	1	64507.057.001	178MM	1	64507.178.001	508MM	1	64507.508.001
60MM	1	64507.060.001	191MM	1	64507.191.001	520MM	1	64507.520.001
63MM	1	64507.063.001	194MM	1	64507.194.001	610MM	1	64507.610.001
66MM	1	64507.066.001	203MM	1	64507.203.001	710MM	1	64507.710.001
70MM	1	64507.070.001	216MM	1	64507.216.001	812MM	1	64507.812.001
76MM	1	64507.076.001						

Poloviční trubková spona nerezová ocel

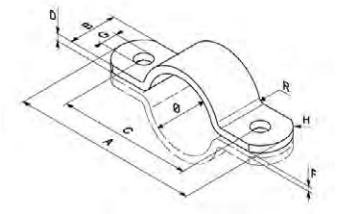

Technické údaje

ø	A	C	F	G	H	R
12	63	39	3	7	20	3
16	67	43	3	7	20	3
18	69	45	3	7	20	3
20	71	47	3	7	20	3
22	73	49	3	7	20	3
25	76	52	3	7	20	3
27	78	54	3	7	20	3
30	81	57	3	7	20	3
32	83	59	3	7	20	3
34	85	61	3	7	20	3
38	89	65	3	7	20	3
42	102	74	3	10	25	4
45	105	77	3	10	25	4
48	108	80	3	10	25	4
51	112	83	3	10	25	4
54	114	86	3	10	25	4
57	117	89	3	10	25	4
60	120	92	3	10	25	4
63	123	95	3	10	25	4
66	126	98	3	10	25	4
70	138	110	4	10	30	4
76	144	116	4	10	30	4
80	148	120	4	10	30	4
83	151	123	4	10	30	4
89	157	129	4	10	30	4
95	163	135	4	10	30	4
102	170	142	4	10	30	4
108	176	148	4	10	30	4
114	182	154	4	10	30	4

Technické údaje

ø	A	C	F	G	H	R
120	188	160	4	10	30	4
127	195	167	4	10	30	4
133	218	182	5	12	40	5
140	225	189	5	12	40	5
146	231	195	5	12	40	5
152	237	201	5	12	40	5
159	244	208	5	12	40	5
165	250	214	5	12	40	5
168	253	217	5	12	40	5
174	259	223	5	12	40	5
178	263	227	5	12	40	5
191	276	240	5	12	40	5
194	279	243	5	12	40	5
203	288	252	5	12	40	5
216	301	265	5	12	40	5
219	304	268	5	12	40	5
226	311	275	5	12	40	5
241	341	301	5	14	40	8
245	345	305	5	14	40	8
253	353	313	5	14	40	8
267	367	327	5	14	40	8
273	373	333	5	14	40	8
300	400	360	5	14	40	8
318	418	378	5	14	40	8
324	424	384	5	14	40	8
356	456	416	5	14	40	8
368	468	428	5	14	40	8
406	506	466	5	14	40	8
420	520	480	5	14	40	8
457	557	517	5	14	40	8
508	608	568	5	14	40	8
520	620	580	5	14	40	8
559	659	619	5	14	40	8
610	710	670	5	14	40	8

Skupiny produktů

Materiál	Kód	Strana
NO A2	64503	12-35
NO A4	64504	12-36

64503 **Poloviční trubková spona nerezová ocel** **F11B**

Materiál Nerezocel A2

ø	✉	Kód výrobku	ø	✉	Kód výrobku	ø	✉	Kód výrobku
12MM	1	64503.012.001	76MM	1	64503.076.001	203MM	1	64503.203.001
16MM	1	64503.016.001	80MM	1	64503.080.001	216MM	1	64503.216.001
18MM	1	64503.018.001	83MM	1	64503.083.001	219MM	1	64503.219.001
20MM	1	64503.020.001	89MM	1	64503.089.001	226MM	1	64503.226.001
22MM	1	64503.022.001	95MM	1	64503.095.001	241MM	1	64503.241.001
25MM	1	64503.025.001	102MM	1	64503.102.001	245MM	1	64503.245.001
27MM	1	64503.027.001	108MM	1	64503.108.001	253MM	1	64503.253.001
30MM	1	64503.030.001	114MM	1	64503.114.001	267MM	1	64503.267.001
32MM	1	64503.032.001	120MM	1	64503.120.001	273MM	1	64503.273.001
34MM	1	64503.034.001	127MM	1	64503.127.001	300MM	1	64503.300.001
38MM	1	64503.038.001	133MM	1	64503.133.001	318MM	1	64503.318.001
42MM	1	64503.042.001	140MM	1	64503.140.001	324MM	1	64503.324.001
45MM	1	64503.045.001	146MM	1	64503.146.001	356MM	1	64503.356.001
48MM	1	64503.048.001	152MM	1	64503.152.001	368MM	1	64503.368.001
51MM	1	64503.051.001	159MM	1	64503.159.001	406MM	1	64503.406.001
54MM	1	64503.054.001	165MM	1	64503.165.001	420MM	1	64503.420.001
57MM	1	64503.057.001	168MM	1	64503.168.001	457MM	1	64503.457.001
60MM	1	64503.060.001	174MM	1	64503.174.001	508MM	1	64503.508.001
63MM	1	64503.063.001	178MM	1	64503.178.001	520MM	1	64503.520.001
66MM	1	64503.066.001	191MM	1	64503.191.001	559MM	1	64503.559.001
70MM	1	64503.070.001	194MM	1	64503.194.001	610MM	1	64503.610.001

64504	Poloviční trubková spona nerezová ocel	F11B

Materiál Nerezocel A4

ø	✉	Kód výrobku	ø	✉	Kód výrobku	ø	✉	Kód výrobku
12MM	1	64504.012.001	76MM	1	64504.076.001	203MM	1	64504.203.001
16MM	1	64504.016.001	80MM	1	64504.080.001	216MM	1	64504.216.001
18MM	1	64504.018.001	83MM	1	64504.083.001	219MM	1	64504.219.001
20MM	1	64504.020.001	89MM	1	64504.089.001	226MM	1	64504.226.001
22MM	1	64504.022.001	95MM	1	64504.095.001	241MM	1	64504.241.001
25MM	1	64504.025.001	102MM	1	64504.102.001	245MM	1	64504.245.001
27MM	1	64504.027.001	108MM	1	64504.108.001	253MM	1	64504.253.001
30MM	1	64504.030.001	114MM	1	64504.114.001	267MM	1	64504.267.001
32MM	1	64504.032.001	120MM	1	64504.120.001	273MM	1	64504.273.001
34MM	1	64504.034.001	127MM	1	64504.127.001	300MM	1	64504.300.001
38MM	1	64504.038.001	133MM	1	64504.133.001	318MM	1	64504.318.001
42MM	1	64504.042.001	140MM	1	64504.140.001	324MM	1	64504.324.001
45MM	1	64504.045.001	146MM	1	64504.146.001	356MM	1	64504.356.001
48MM	1	64504.048.001	152MM	1	64504.152.001	368MM	1	64504.368.001
51MM	1	64504.051.001	159MM	1	64504.159.001	406MM	1	64504.406.001
54MM	1	64504.054.001	165MM	1	64504.165.001	420MM	1	64504.420.001
57MM	1	64504.057.001	168MM	1	64504.168.001	457MM	1	64504.457.001
60MM	1	64504.060.001	174MM	1	64504.174.001	508MM	1	64504.508.001
63MM	1	64504.063.001	178MM	1	64504.178.001	520MM	1	64504.520.001
66MM	1	64504.066.001	191MM	1	64504.191.001	559MM	1	64504.559.001
70MM	1	64504.070.001	194MM	1	64504.194.001	610MM	1	64504.610.001

Celá trubková spona ocel

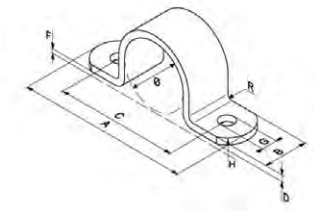

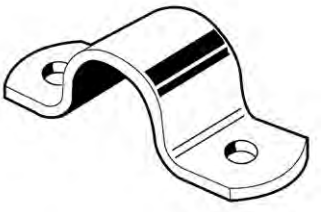

Technické údaje

ø	A	C	F	G	H	R
22	80	55	3	9	18	4
27	92	62	4	11	18	5
34	98	68	4	11	18	5
42	126	86	5	14	22	6
48	135	95	5	14	22	6
60	150	110	5	14	22	6
70	162	122	5	14	22	6
76	165	125	5	14	22	6
89	180	140	5	14	22	6
102	200	160	5	14	38	10
114	215	175	5	14	38	10
140	260	210	6	18	60	12
194	326	276	6	18	60	12
219	356	306	6	18	60	12
168	293	243	6	18	60	12
273	410	360	6	22	60	12
324	480	420	8	22	60	12

Skupiny produktů

Materiál	Povrchová úprava	Kód	Strana
Oc		64501	12-37
Oc	Žzn	64502	12-37

64501 Celá trubková spona ocel F11B

Materiál Ocel

ø	✉	Kód výrobku	ø	✉	Kód výrobku	ø	✉	Kód výrobku
22MM	1	64501.022.001	60MM	1	64501.060.001	114MM	1	64501.114.001
27MM	1	64501.027.001	70MM	1	64501.070.001	140MM	1	64501.140.001
34MM	1	64501.034.001	76MM	1	64501.076.001	194MM	1	64501.194.001
42MM		64501.042.001	89MM	1	64501.089.001	219MM	1	64501.219.001
48MM	1	64501.048.001	102MM	1	64501.102.001			

64502 Celá trubková spona ocel F11B

Materiál Ocel
Povrchová úprava Žárový zinek

ø	✉	Kód výrobku	ø	✉	Kód výrobku	ø	✉	Kód výrobku
22MM	1	64502.022.001	60MM	1	64502.060.001	168MM	1	64502.168.001
27MM	1	64502.027.001	76MM	1	64502.076.001	219MM	1	64502.219.001
42MM	1	64502.042.001	89MM	1	64502.089.001	273MM	1	64502.273.001
48MM	1	64502.048.001	114MM	1	64502.114.001	324MM	1	64502.324.001

Celá trubková spona nerez ocel

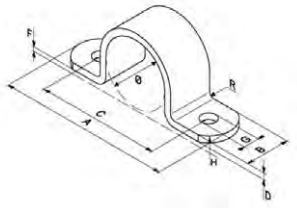

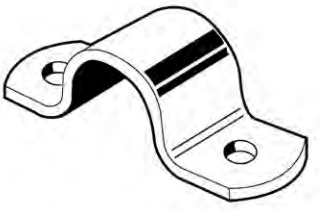

Technické údaje

ø	A	C	F	G	H	R
12	63	39	3	7	20	3
16	67	43	3	7	20	3
18	69	45	3	7	20	3
20	71	47	3	7	20	3
22	73	49	3	7	20	3
25	76	52	3	7	20	3
27	78	54	3	7	20	3
30	81	57	3	7	20	3
32	83	59	3	7	20	3
34	85	61	3	7	20	3
38	89	65	3	7	20	3
42	102	74	3	10	25	4
45	105	77	3	10	25	4
48	108	80	3	10	25	4
57	117	89	3	10	25	4
60	120	92	3	10	25	4
70	138	110	4	10	30	4
76	144	116	4	10	30	4
89	157	129	4	10	30	4
102	170	142	4	10	30	4
108	176	148	4	10	30	4
114	182	154	4	10	30	4
120	188	160	4	10	30	4
127	195	167	4	10	30	4
133	218	182	5	12	40	5
140	225	189	5	12	40	5
152	237	201	5	12	40	5
159	244	208	5	12	40	5
168	253	217	5	12	40	5

Technické údaje

ø	A	C	F	G	H	R
191	276	240	5	12	40	5
219	304	268	5	12	40	5
241	341	301	5	14	40	8
273	373	333	5	14	40	8
324	424	384	5	14	40	8
368	468	428	5	14	40	8
406	506	466	5	14	40	8
457	557	517	5	14	40	8
520	620	580	5	14	40	8
610	710	670	5	14	40	8

Skupiny produktů

Materiál	Kód	Strana
NO A2	64505	12-38
NO A4	64506	12-38

64505 Celá trubková spona nerez ocel F11B

Materiál Nerezocel A2

ø	✉	Kód výrobku	ø	✉	Kód výrobku	ø	✉	Kód výrobku
12MM	1	64505.012.001	48MM	1	64505.048.001	152MM	1	64505.152.001
16MM	1	64505.016.001	57MM	1	64505.057.001	159MM	1	64505.159.001
18MM	1	64505.018.001	60MM	1	64505.060.001	168MM	1	64505.168.001
20MM	1	64505.020.001	70MM	1	64505.070.001	191MM	1	64505.191.001
22MM	1	64505.022.001	76MM	1	64505.076.001	219MM	1	64505.219.001
25MM	1	64505.025.001	89MM	1	64505.089.001	241MM	1	64505.241.001
27MM	1	64505.027.001	102MM	1	64505.102.001	273MM	1	64505.273.001
30MM	1	64505.030.001	108MM	1	64505.108.001	324MM	1	64505.324.001
32MM	1	64505.032.001	114MM	1	64505.114.001	368MM	1	64505.368.001
34MM	1	64505.034.001	120MM	1	64505.120.001	406MM	1	64505.406.001
38MM	1	64505.038.001	127MM	1	64505.127.001	457MM	1	64505.457.001
42MM	1	64505.042.001	133MM	1	64505.133.001	520MM	1	64505.520.001
45MM	1	64505.045.001	140MM	1	64505.140.001	610MM	1	64505.610.001

64506 Celá trubková spona nerez ocel F11B

Materiál Nerezocel A4

ø	✉	Kód výrobku	ø	✉	Kód výrobku	ø	✉	Kód výrobku
12MM	1	64506.012.001	48MM	1	64506.048.001	152MM	1	64506.152.001
16MM	1	64506.016.001	57MM	1	64506.057.001	159MM	1	64506.159.001
18MM	1	64506.018.001	60MM	1	64506.060.001	168MM	1	64506.168.001
20MM	1	64506.020.001	70MM	1	64506.070.001	191MM	1	64506.191.001
22MM	1	64506.022.001	76MM	1	64506.076.001	219MM	1	64506.219.001
25MM	1	64506.025.001	89MM	1	64506.089.001	241MM	1	64506.241.001
27MM	1	64506.027.001	102MM	1	64506.102.001	273MM	1	64506.273.001
30MM	1	64506.030.001	108MM	1	64506.108.001	324MM	1	64506.324.001
32MM	1	64506.032.001	114MM	1	64506.114.001	368MM	1	64506.368.001
34MM	1	64506.034.001	120MM	1	64506.120.001	406MM	1	64506.406.001
38MM	1	64506.038.001	127MM	1	64506.127.001	457MM	1	64506.457.001
42MM	1	64506.042.001	133MM	1	64506.133.001	520MM	1	64506.520.001
45MM	1	64506.045.001	140MM	1	64506.140.001	610MM	1	64506.610.001

Ozdobná krytka

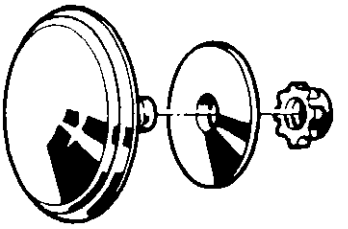

- Připevněno na kartonové vzorkovnici spolu s karosářskou podložkou a plastovou maticí.

Skupiny produktů

Materiál	Povrchová úprava	Barva	Kód	Strana
Plast		Černá	72110	12-39
Plast	Chrom	Béžová	72100	12-39

72110 Ozdobná krytka — Y92E

Materiál Plast
Barva Černá

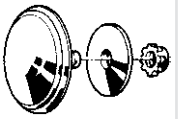

d	✉	Kód výrobku	d	✉	Kód výrobku	d	✉	Kód výrobku
13-21-29 (6-22 ASS/S)	25	72110.001.770	18MM (6-21E/S)	25	72110.180.001	29MM (6-21C/S)	25	72110.320.001
13MM (6-21/S)	25	72110.130.001	21MM (6-21B/S)	25	72110.220.001	42MM (6-21D/S)	12	72110.400.001

- ASS/S (6-22):
- obsah:13 mm - 10 ks.
- 21 mm - 5 ks.
- 29 mm - 10 ks.

72100 Ozdobná krytka — Y92E

Materiál Plast
Povrchová úprava Pochromované
Barva Béžová

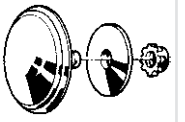

d	✉	Kód výrobku	d	✉	Kód výrobku	d	✉	Kód výrobku
13-21-29 (6-22 ASS)	25	72100.001.770	21MM (6-21B)	25	72100.220.001	42MM (6-21D)	12	72100.400.001
18MM (6-21E)	25	72100.180.001	29MM (6-21C)	25	72100.320.001			

- ASS (6-22), obsah:
- 3 mm - 10 ks.
- 21 mm - 5 ks.
- 29 mm - 10 ks.

Těsnící zatlačovací krytka

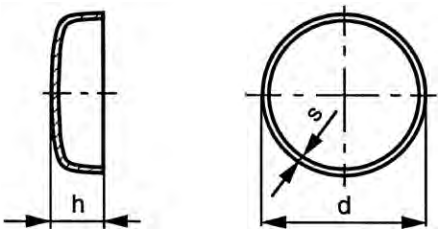

DIN ≈443

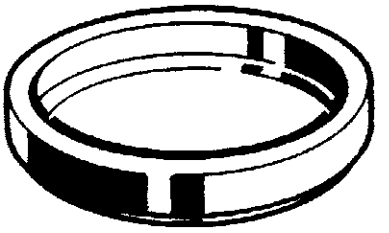

Technické údaje

d (zc10)	h (js16)	s
8	3	0.75
10	3	0.75
12	4	1
14	5	1
16	5	1
18	6	1
20	6	1
22	7	1.6
24 (≠DIN)	7	1.6
25	8	1.6

d (zc10)	h (js16)	s
28	9	1.6
30	9	1.6
36	11	1.6
38	12	1.6
40	12	1.6
45	14	1.6
50	15	1.6
52	16	2
56	17	2

72150 **Těsnící zatlačovací krytka** **Y92D**

Materiál Ocel
Povrchová úprava Pozinkované

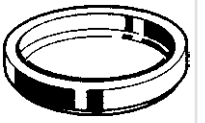

d	✉	Kód výrobku	d	✉	Kód výrobku	d	✉	Kód výrobku
8MM	10	72150.080.001	22MM	10	72150.220.001	38MM	10	72150.380.001
10MM	10	72150.100.001	24MM	10	72150.240.001	40MM	10	72150.400.001
12MM	10	72150.120.001	25MM	10	72150.250.001	45MM	10	72150.450.001
14MM	10	72150.140.001	28MM	10	72150.280.001	50MM	10	72150.500.001
16MM	10	72150.160.001	30MM	10	72150.300.001	52MM	10	72150.520.001
18MM	10	72150.180.001	36MM	10	72150.360.001	56MM	10	72150.560.001
20MM	10	72150.200.001						

Těsnící podložka

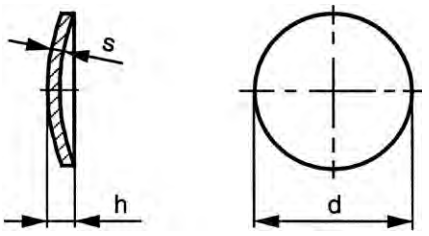

DIN ≈470

Technické údaje

d (js11)	h	s
10	2.67	1.6
12	2.77	1.6
14	2.94	1.6
16	3.11	1.6
18	3.28	1.6
20	3.45	1.6
22	4.09	2
25	4.38	2
28	4.53	2
30	4.77	2

d (js11)	h	s
32	4.95	2
34	5.11	2
36	5.36	2
38	5.6	2
40	5.7	2
45	6.15	2
50	6.62	2
52	6.66	2
56	7.06	2

72160 **Těsnící podložka** **Y92D**

Materiál Ocel
Povrchová úprava Pozinkované

d	✉	Kód výrobku	d	✉	Kód výrobku	d	✉	Kód výrobku
10MM	20	72160.100.001	25MM	20	72160.250.001	38MM	20	72160.380.001
12MM	20	72160.120.001	28MM	20	72160.280.001	40MM	20	72160.400.001
14MM	20	72160.140.001	30MM	20	72160.300.001	45MM	20	72160.450.001
16MM	20	72160.160.001	32MM	20	72160.320.001	50MM	20	72160.500.001
18MM	20	72160.180.001	34MM	20	72160.340.001	52MM	20	72160.520.001
20MM	20	72160.200.001	36MM	20	72160.360.001	56MM	20	72160.560.001
22MM	20	72160.220.001						

Mazací hlavice kuželový typ

DIN **≈71412**

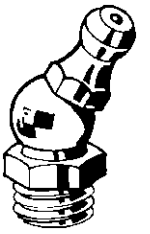

- Vnější metrický kuželový závit dle ≈ DIN 158.

Skupiny produktů

Závit	Materiál	Povrchová úprava	Kód	Strana
M	Oc	Zn	72210	12-42
M	NO A1		72213	12-42

72210 Mazací hlavice kuželový typ — Y05A

Závit Metrický závit
Materiál Ocel
Povrchová úprava Pozinkované

d	✉	Kód výrobku	d	✉	Kód výrobku	d	✉	Kód výrobku
M6-45°	100	72210.060.045	M8-90°	100	72210.080.090	M10-180°	100	72210.100.180
M6-90°	100	72210.060.090	M8-180°	100	72210.080.180	M12-45°	50	72210.120.045
M6-180°	100	72210.060.180	M10-45°	100	72210.100.045	M12-90°	50	72210.120.090
M8-45°	100	72210.080.045	M10-90°	100	72210.100.090	M12-180°	50	72210.120.180

72213 Mazací hlavice kuželový typ — Y05A

Závit Metrický závit
Materiál Nerezocel A1

d	✉	Kód výrobku	d	✉	Kód výrobku	d	✉	Kód výrobku
M6-45°	50	72213.060.045	M8-45°	50	72213.080.045	M10-45°	50	72213.100.045
M6-90°	50	72213.060.090	M8-90°	50	72213.080.090	M10-90°	50	72213.100.090
M6-180°	50	72213.060.180	M8-180°	50	72213.080.180	M10-180°	50	72213.100.180

Mazací hlavice natloukací typ A/B/C (A=180°/B=45°/C=90°)



- Tolerance vyvrtaného otvoru v oceli – 0,25 až 0,3 mm, v hliníku 0,15 až 0,2 mm a v odlitcích – 0,1 mm.

72230 Mazací hlavice natloukací typ A/B/C **Y05A**

Materiál Ocel
Povrchová úprava Pozinkované

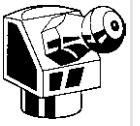

d	✉	Kód výrobku	d	✉	Kód výrobku	d	✉	Kód výrobku
6MM-45°	100	72230.060.045	8MM-45°	100	72230.080.045	10MM-45°	100	72230.100.045
6MM-90°	100	72230.060.090	8MM-90°	100	72230.080.090	10MM-90°	100	72230.100.090
6MM-180°	100	72230.060.180	8MM-180°	100	72230.080.180	10MM-180°	100	72230.100.180

Mazací hlavice misková

DIN **≈3405 A**

72170 Mazací hlavice misková **Y05A**

Závit Metrický jemný závit
Materiál Ocel
Povrchová úprava Pozinkované

d	✉	Kód výrobku	d	✉	Kód výrobku	d	✉	Kód výrobku
M6X0,75	100	72170.060.075	M8X1,00	100	72170.080.100			
M6X1,00	100	72170.060.100	M8X1,25	100	72170.080.125	M10X1,00	100	72170.100.100

Mazací hlavice s knoflíkovou hlavou M/MF

DIN **≈3404 A**

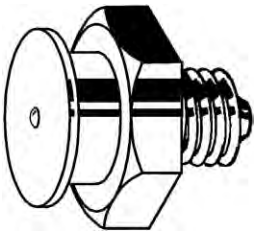

72186 **Mazací hlavice s knoflíkovou hlavou M/MF** **Y05A**

Závit Metrický jemný závit
Materiál Ocel
Povrchová úprava Pozinkované

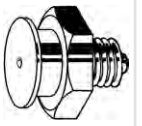

d x P	✉	Kód výrobku	d x P	✉	Kód výrobku	d x P	✉	Kód výrobku
M6X0,75	100	72186.060.075	M8X1,00	100	72186.080.100	M10X1,00	100	72186.100.100
M6X1,00	100	72186.060.100	M8X1,25	100	72186.080.125	M10X1,50	100	72186.100.150

Mazací hlavice kuželový typ typ MF (A=180º/B=45º/C=90º)

DIN **≈71412 A/B/C**

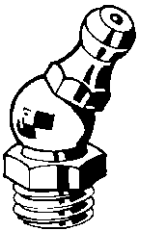

- Vnější jemný metrický kuželový závit dle ≈ DIN 158.

72220 **Mazací hlavice kuželový typ typ MF (A=180º/B=45º/C=90º)** **Y05A**

Závit Metrický jemný závit
Materiál Ocel
Povrchová úprava Pozinkované

d	✉	Kód výrobku	d	✉	Kód výrobku	d	✉	Kód výrobku
M8X1,00-45°	100	72220.080.045				M12X1,50-90°	50	72220.120.090
M8X1,00-90°	100	72220.080.090	M12X1,50-45°	50	72220.120.045	M12X1,50-180°	50	72220.120.180
M8X1,00-180°	100	72220.080.180						

Mazací hlavice kuželový typ MEF (A=180º/B=45º/C=90º)

DIN **≈71412 A/B/C**

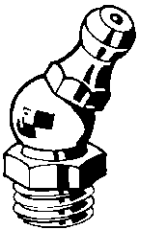

- Vnější velmi jemný metrický kuželový závit dle ≈ DIN 158.

72221 **Mazací hlavice kuželový typ MEF (A=180º/B=45º/C=90º)** **Y05A**

Závit Metrický extra jemný závit
Materiál Ocel
Povrchová úprava Pozinkované

d	✉	Kód výrobku	d	✉	Kód výrobku	d	✉	Kód výrobku
M6X0,75-45°	100	72221.060.045	M8X0,75-90°	100	72221.080.090	M10X1,00-180°	100	72221.100.180
M6X0,75-90°	100	72221.060.090	M8X0,75-180°	100	72221.080.180			
M6X0,75-180°	100	72221.060.180				M12X1,00-45°	50	72221.120.045
			M10X1,00-45°	100	72221.100.045	M12X1,00-90°	50	72221.120.090
M8X0,75-45°	100	72221.080.045	M10X1,00-90°	100	72221.100.090	M12X1,00-180°	50	72221.120.180

Mazací hlavice kuželový typ R (A=180º/B=45º/C=90º)

DIN **≈71412 A/B/C**

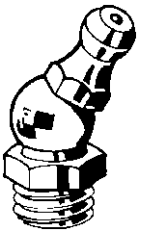

- Vnější kuželový trubkový závit dle ≈ DIN 3858.

Skupiny produktů

Závit	Materiál	Povrchová úprava	Kód	Strana
R	Oc	Zn	72240	12-45
R	NO		72243	12-45

72240 **Mazací hlavice kuželový typ R (A=180º/B=45º/C=90º)** **Y05A**

Závit Trubkový závit
Materiál Ocel
Povrchová úprava Pozinkované

d	✉	Kód výrobku	d	✉	Kód výrobku	d	✉	Kód výrobku
1/8-45°	100	72240.031.045	1/4-90°	50	72240.063.090	3/8-180°	25	72240.096.180
1/8-90°	100	72240.031.090	1/4-180°	50	72240.063.180	1/2-45°	25	72240.127.045
1/8-180°	100	72240.031.180	3/8-45°	25	72240.096.045	1/2-90°	25	72240.127.090
1/4-45°	50	72240.063.045	3/8-90°	25	72240.096.090	1/2-180°	25	72240.127.180

72243 **Mazací hlavice kuželový typ R (A=180º/B=45º/C=90º)** **Y05A**

Závit Trubkový závit
Materiál Nerezocel

d	✉	Kód výrobku	d	✉	Kód výrobku	d	✉	Kód výrobku
1/8-45°	50	72243.031.045	1/8-180°	50	72243.031.180	1/4-90°	50	72243.063.090
1/8-90°	50	72243.031.090	1/4-45°	50	72243.063.045	1/4-180°	50	72243.063.180

Mazací hlavice kuželový typ UNF (A=180º/B=45º/C=90º)

DIN **≈71412 A/B/C**

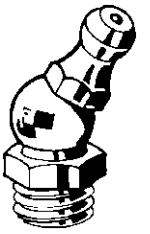

72260 **Mazací hlavice kuželový typ UNF (A=180º/B=45º/C=90º)** **Y05A**

Závit Unified National Fine
Materiál Ocel
Povrchová úprava Pozinkované

d	✉	Kód výrobku	d	✉	Kód výrobku	d	✉	Kód výrobku
1/4-45°	100	72260.063.045	5/16-90°	100	72260.079.090	3/8-180°	100	72260.096.180
1/4-90°	100	72260.063.090	5/16-180°	100	72260.079.180	1/2-45°	50	72260.127.045
1/4-180°	100	72260.063.180	3/8-45°	100	72260.096.045	1/2-90°	50	72260.127.090
5/16-45°	100	72260.079.045	3/8-90°	100	72260.096.090	1/2-180°	50	72260.127.180

Mazací hlavice s knoflíkovou hlavou G

DIN **≈3404 A**

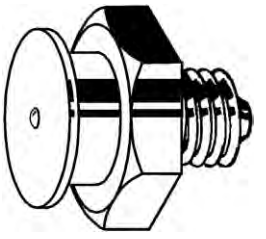

- Válcový trubkový závit dle DIN ISO 228-1.

72185 **Mazací hlavice s knoflíkovou hlavou G** **Y05A**

Závit Trubkový závit
Materiál Ocel
Povrchová úprava Pozinkované

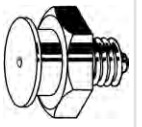

d	✉	Kód výrobku	d	✉	Kód výrobku	d	✉	Kód výrobku
1/8	100	72185.031.001	1/4	100	72185.063.001	3/8	100	72185.096.001

Kulový kloub

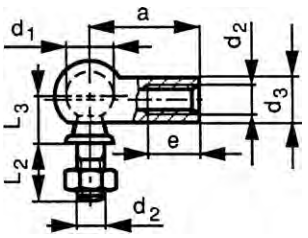

DIN 71802 CS



Technické údaje

d_2	a	d_1	d_3	e (min.)	L_2	L_3	P	Statické zatížení v kN
M5	22	8	8	10.2	10.2	9	0.8	0.3
M6	25	10	10	11.5	12.5	11	1	0.7
M8	30	13	13	14	16.5	13	1.25	1.5
M10	35	16	16	15.5	20	16	1.5	2
M12 (≠DIN)	35	16	16	15.5	20	16	1.75	2
M14	45	19	22	21.5	28	20	1.5	3
M16 (≠DIN)	45	19	22	21.5	28	20	2	3

- Speciální vlastnosti kulových kloubů:
- Dodávány kompletní s VNITŘNÍM pravým nebo levým závitem.
- Vybaveny závitovým čepem dle DIN 71805 typ B s pojistným kroužkem dle DIN 71805 typ S, úhlovým kloubem dle DIN 71803 typ A a šestihrannou maticí dle DIN 934

Skupiny produktů

Závit	Materiál	Povrchová úprava		Kód	Strana
M	Oc	Zn	pravý	57425	12-47
MF	Oc	Zn	pravý	57426	12-47
M	Oc	Zn	levý	57475	12-47
MF	Oc	Zn	levý	57476	12-48

57425 Kulový kloub s vnitřním pravým závitem — L11A

Závit Metrický závit
Materiál Ocel
Povrchová úprava Pozinkované



d_2	✉	Kód výrobku	d_2	✉	Kód výrobku	d_2	✉	Kód výrobku
M5	5	57425.050.001	M8	5	57425.080.001	M12	5	57425.120.001
M6	5	57425.060.001	M10	5	57425.100.001	M16	1	57425.160.001

57426 Kulový kloub s vnitřním pravým závitem — L11A

Závit Metrický jemný závit
Materiál Ocel
Povrchová úprava Pozinkované



d_2	✉	Kód výrobku
M14X1,50	5	57426.140.150

57475 Kulový kloub s vnitřním levým závitem — L11A

Závit Metrický závit
Materiál Ocel
Povrchová úprava Pozinkované

d_2	✉	Kód výrobku	d_2	✉	Kód výrobku	d_2	✉	Kód výrobku
M5	5	57475.050.001	M8	5	57475.080.001	M12	5	57475.120.001
M6	5	57475.060.001	M10	5	57475.100.001	M16	1	57475.160.001

57476	Kulový kloub s vnitřním levým závitem	L11A

Závit Metrický jemný závit
Materiál Ocel
Povrchová úprava Pozinkované

d_2	✉	Kód výrobku
M14X1,50	5	57476.140.150

Kardanový kloub jednoduchý

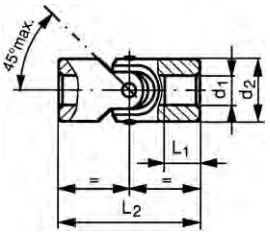

DIN 808 E

Technické údaje

d_1 (H7)	d_2 (k11)	L_1	L_2	Md (max.) (Nm
8 (≠DIN)	13	12	42	6
10	16	15	52	8
12	20	18	62	20
16	25	22	74	30
20	32	25	86	60
25	40	32	108	160
32	50	40	132	290

- MD max. = maximální přípustný krouticí moment.

57510	Kardanový kloub jednoduchý	L11A

Materiál Automatová ocel

d_1 x d_2 x L_2	✉	Kód výrobku	d_1 x d_2 x L_2	✉	Kód výrobku	d_1 x d_2 x L_2	✉	Kód výrobku
8X13X42MM	1	57510.080.013	16X25X74MM	1	57510.160.025	25X40X108MM	1	57510.250.040
10X16X52MM	1	57510.100.016	20X32X86MM	1	57510.200.032	32X50X132MM	1	57510.320.050
12X20X62MM	1	57510.120.020						

Kardanový kloub dvojitý

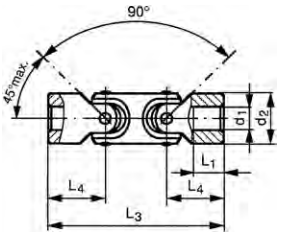

DIN 808 D

Technické údaje

d_1 (H7)	d_2 (k11)	L_1	L_3	L_4	Md (max.) (Nm
8 (≠DIN)	13	12	60	21	6
10	16	15	74	26	8
12	20	18	88	31	20
16	25	22	104	37	30
20	32	25	124	43	60
25	40	32	156	54	160

- MD max. = maximální přípustný krouticí moment.

57560 Kardanový kloub dvojitý **L11A**

Materiál Automatová ocel

d_1 x d_2 x L_3	✉	Kód výrobku	d_1 x d_2 x L_3	✉	Kód výrobku	d_1 x d_2 x L_3	✉	Kód výrobku
8X13X60MM	1	57560.080.013	12X20X88MM	1	57560.120.020	20X32X124MM	1	57560.200.032
10X16X74MM	1	57560.100.016	16X25X104MM	1	57560.160.025	25X40X156MM	1	57560.250.040

Vidlicový kloub s pružným kolíkem, typ ES

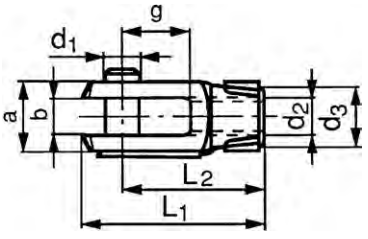

DIN 71752



Technické údaje

d_1 x g	a	b (B13)	d_2	d_3	L_1	L_2
4x8	8	4	M4	8	21	16
5x10	10	5	M5	9	26	20
5x20	10	5	M5	9	36	30
6x12	12	6	M6	10	31	24
6x24	12	6	M6	10	43	36
8x16	16	8	M8	14	42	32
8x32	16	8	M8	14	58	48
10x20	20	10	M10	18	52	40
10x40	20	10	M10	18	72	60
12x24	24	12	M12	20	62	48
12x48	24	12	M12	20	86	72
14x28	27	14	M14	24	72	56
14x56	27	14	M14	24	101	85
16x32	32	16	M16	26	83	64
16x64	32	16	M16	26	115	96
20x40 (≠DIN)	40	20	M20	34	105	80

- Speciální vlastnosti vidlicových kloubů:
- Dodávány kompletní s pružným kolíkem typ ES.
- Díky pružnému úchytu lze spojovat závěsné klouby mnohem rychleji a snadněji bez použití nářadí, jako tomu je u tradičních metod s vidlicovým čepem s malou hlavou dle DIN 1434, závlačkou dle DIN 94 a plochou podložkou pro vidlicové čepy dle DIN 1440.
- Typickou aplikací vidlicových kloubů jsou stěrače čelních skel, brzdová, akcelerátorová a spojková táhla a převodové či lineární mechanismy.
- Tolerance d_1= H9/h11.

Skupiny produktů

Závit	Materiál	Povrchová úprava		Kód	Strana
M	Automatová ocel	Zn		57580	12-50
M	Automatová ocel	Zn	levý	57578	12-50

57580 Vidlicový kloub s pružným kolíkem, typ ES — L11A

Závit Metrický závit
Materiál Automatová ocel
Povrchová úprava Pozinkované



d_1 x g	✉	Kód výrobku	d_1 x g	✉	Kód výrobku	d_1 x g	✉	Kód výrobku
5X10MM	5	57580.050.010	8X32MM	5	57580.080.032	14X28MM	2	57580.140.028
5X20MM	5	57580.050.020	10X20MM	5	57580.100.020	14X56MM	2	57580.140.056
6X12MM	5	57580.060.012	10X40MM	5	57580.100.040	16X32MM	2	57580.160.032
6X24MM	5	57580.060.024	12X24MM	2	57580.120.024	16X64MM	1	57580.160.064
8X16MM	5	57580.080.016	12X48MM	2	57580.120.048	20X40MM	1	57580.200.040

57578 Vidlicový kloub s pružným kolíkem, typ ES, levý závit — L11A

Závit Metrický závit
Materiál Automatová ocel
Povrchová úprava Pozinkované

DIN **71752 LH**

d_1 x g	✉	Kód výrobku	d_1 x g	✉	Kód výrobku	d_1 x g	✉	Kód výrobku
5X20MM	5	57578.050.020	8X32MM	5	57578.080.032	12X48MM	2	57578.120.048
6X12MM	5	57578.060.012	10X20MM	5	57578.100.020	14X28MM	2	57578.140.028
6X24MM	5	57578.060.024	10X40MM	5	57578.100.040	16X32MM	2	57578.160.032
8X16MM	5	57578.080.016	12X24MM	2	57578.120.024	20X40MM	1	57578.200.040

Táhlo s kulovým kloubem s vnitřním závitem, typ SFC

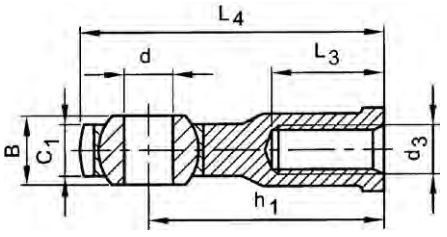

DIN **648 B**
ISO 12240-4

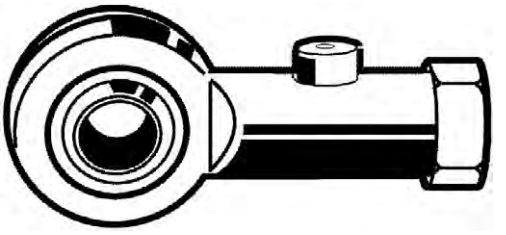

Technické údaje

Typ	SFC5	SFC6	SFC8	SFC10	SFC12	SFC14	SFC16
B	8	9	12	14	16	19	21
C_1 (max.)	7.5	7.5	9.5	11.5	12.5	14.5	15.5
d (H7)	5	6	8	10	12	14	16
d_2 (max.)	18	20	24	28	32	36	42
d_3	M5	M6	M8	M10	M12	M14	M16
d_4 (max.)	9	10	12.5	15	17.5	20	22
d_5 (max.)	12	13	16	19	22	25	27
h_1	27	30	36	43	50	57	64
L_3 (min.)	8	9	12	15	18	21	24
L_4(max.)	37	41	49	58	67	76	86
L_5 (max.)	4	5	5	6.5	6.5	8	8
s	9	11	14	17	19	22	22
Statické zatížení (C°) v N	6 000	7 000	12 000	14 500	17 000	24 000	28 500
α ° ≈	13	13	13	13	13	15	15

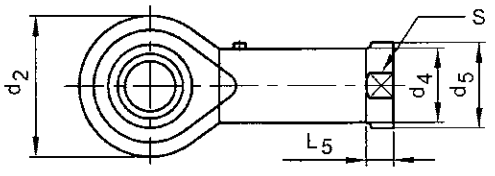

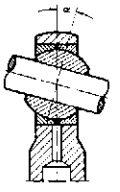

Skupiny produktů

Závit	Materiál		Kód	Strana
M	Oc	pravý	57605	12-51
M	Oc	levý	57655	12-51

57605 Táhlo s kulovým kloubem s vnitřním závitem, typ SFC pravá — L11A

Závit Metrický závit
Materiál Ocel

Typ	✉	Kód výrobku	Typ	✉	Kód výrobku	Typ	✉	Kód výrobku
5	1	57605.050.001	10	1	57605.100.001	14	1	57605.140.001
6	1	57605.060.001	12	1	57605.120.001	16	1	57605.160.001
8	1	57605.080.001						

57655 Táhlo s kulovým kloubem s vnitřním závitem, typ SFC levá — L11A

Závit Metrický závit
Materiál Ocel

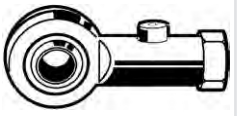

Typ	✉	Kód výrobku	Typ	✉	Kód výrobku	Typ	✉	Kód výrobku
5	1	57655.050.001	10	1	57655.100.001	14	1	57655.140.001
6	1	57655.060.001	12	1	57655.120.001	16	1	57655.160.001
8	1	57655.080.001						

Táhlo s kulovým kloubem s vnějším závitem

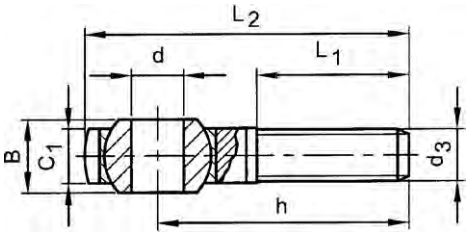

DIN **648 A**
ISO 12240-4

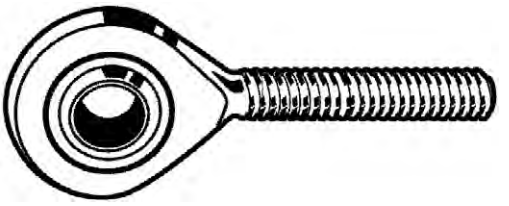

Technické údaje

Typ	SMC 5	SMC 6	SMC 8	SMC 10	SMC 12	SMC 14	SMC 16
B	8	9	12	14	16	19	21
C_1 (max.)	7.5	7.5	9.5	11.5	12.5	14.5	15.5
d (H7)	5	6	8	10	12	14	16
d_2 (max.)	18	20	24	28	32	36	42
d_3	M5	M6	M8	M10	M12	M14	M16
h	33	36	42	48	54	60	66
L_1 (min.)	19	21	25	28	32	36	37
L_2 (max.)	43	47	55	63	71	79	88
Statické zatížení (C°) v N	3 000	4 000	8 000	13 000	17 000	24 000	28 500
α ° ≈	13	13	13	13	13	15	15

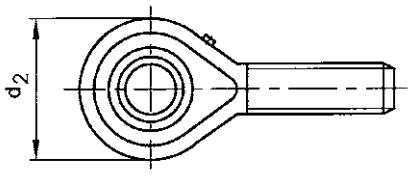

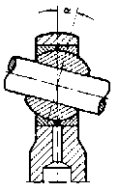

Skupiny produktů

Závit	Materiál	Povrchová úprava		Kód	Strana
M	Oc	Zn	pravý	57600	12-52
M	Oc	Zn	levý	57650	12-52

57600 **Táhlo s kulovým kloubem s vnějším závitem, typ SMC pravý** **L11A**

Závit	Metrický závit
Materiál	Ocel
Povrchová úprava	Pozinkované

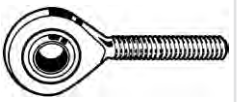

Typ	✉	Kód výrobku	Typ	✉	Kód výrobku	Typ	✉	Kód výrobku
5MM	1	57600.050.001	10MM	1	57600.100.001	14MM	1	57600.140.001
6MM	1	57600.060.001	12MM	1	57600.120.001	16MM	1	57600.160.001
8MM	1	57600.080.001						

57650 **Táhlo s kulovým kloubem s vnějším závitem, typ SMC levý** **L11A**

Závit	Metrický závit
Materiál	Ocel
Povrchová úprava	Pozinkované

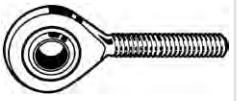

Typ	✉	Kód výrobku	Typ	✉	Kód výrobku	Typ	✉	Kód výrobku
5MM	1	57650.050.001	10MM	1	57650.100.001	14MM	1	57650.140.001
6MM	1	57650.060.001	12MM	1	57650.120.001	16MM	1	57650.160.001
8MM	1	57650.080.001						

Vícenásobná svorka

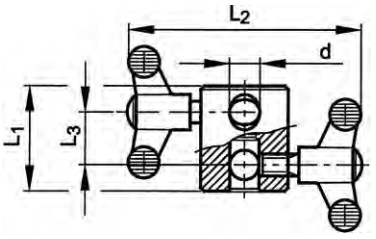

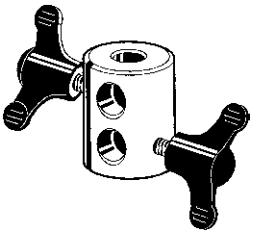

Technické údaje

d	L_1	L_2	L_3
10	40	90	20
12	44	90	20
16	56	126	24

57007 **Vícenásobná svorka** **W03A**

Materiál	Hliník

d	✉	Kód výrobku	d	✉	Kód výrobku	d	✉	Kód výrobku
10MM	1	57007.100.001	12MM	1	57007.120.001	16MM	1	57007.160.001

Upínací kloub individuálně stavitelný

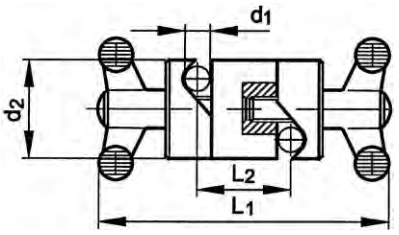

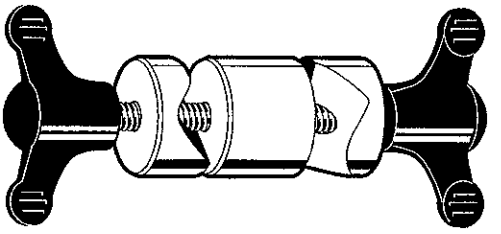

Technické údaje

d_1	d_2	L_1	L_2
10	32	100	32
12	36	104	34
16	45	142	44

- Hliník s pozinkovaným, závitovým kolíkem z oceli třídy 5.8 a křídlovými rukojeťmi z polyamidu PA 6.

Údaje o montáži

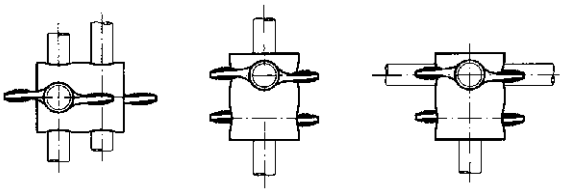

57008 **Upínací kloub individuálně stavitelný** **W03A**

Materiál Hliník

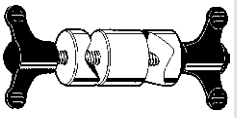

d_1	✉	Kód výrobku	d_1	✉	Kód výrobku	d_1	✉	Kód výrobku
10MM	1	57008.100.001	12MM	1	57008.120.001	16MM	1	57008.160.001

Navařovací pant

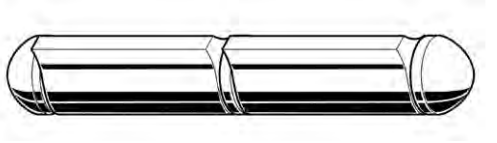

Skupiny produktů

Materiál	Kód	Strana
Oc	87911	12-54
NO	87916	12-54

87911 Navařovací pant — POM1

Materiál Ocel

Rozměr	✉	Kód výrobku	Rozměr	✉	Kód výrobku	Rozměr	✉	Kód výrobku
40	25	87911.000.040	80	25	87911.000.080	150	25	87911.000.150
50	25	87911.000.050	100	25	87911.000.100	180	25	87911.000.180
60	25	87911.000.060	120	25	87911.000.120	200	25	87911.000.200
70	25	87911.000.070	135	25	87911.000.135			

87916 Hinge — POM1

Materiál Nerezocel

Rozměr	✉	Kód výrobku	Rozměr	✉	Kód výrobku	Rozměr	✉	Kód výrobku
60	25	87916.000.060	100	25	87916.000.100	180MM	25	87916.000.180
80	25	87916.000.080	120	25	87916.000.120			

Závěs

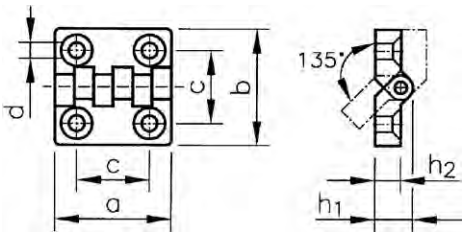

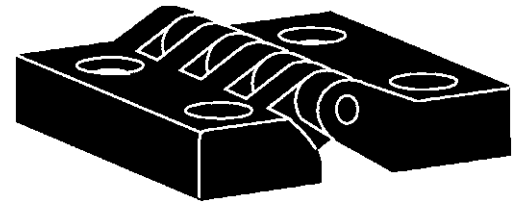

Technické údaje

a x b	c	d	h_1	h_2
48 x 48	30	6.5	15.5	10.5
64 x 64	40	6.5	19	13

Údaje o montáži

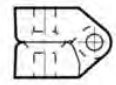

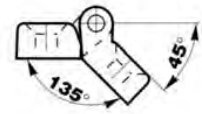

57013 **Závěs** **W03A**

Materiál Sklolaminátem vyztužený plast
Barva Černá

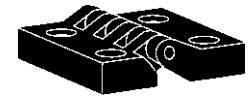

a x b	✉	Kód výrobku	a x b	✉	Kód výrobku	a x b	✉	Kód výrobku
48X48MM	4	57013.040.040				64X64MM	4	57013.064.064

Stavěcí pružný šroub s drážkou s kuličkou

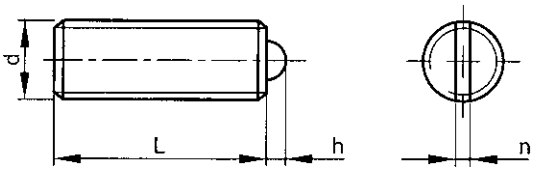



Technické údaje

d	h	n	P	Tlačná síla pružiny v N
M3	0.5	0.4	0.5	1.5-3
M4	0.8	0.6	0.7	4-10
M5	0.9	0.8	0.8	6-11
M6	1	1	1	9-15
M8	1.5	1.2	1.25	15-30
M10	2	1.6	1.5	20-40
M12	2.5	2	1.75	30-55
M16	3.5	2.5	2	65-125
M20	4.5	2.5	2.5	80-160

Skupiny produktů

Závit	Materiál	Kód	Strana
M	Automatová ocel	56950	12-56
M	NO	56951	12-56

56950 Stavěcí pružný šroub s drážkou s kuličkou W03A

Závit Metrický závit
Materiál Automatová ocel

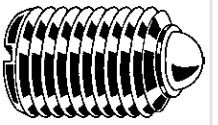

d x L	✉	Kód výrobku	d x L	✉	Kód výrobku	d x L	✉	Kód výrobku
M3X7	50	56950.030.007	M6X14	50	56950.060.014	M12X22	10	56950.120.022
M4X9	50	56950.040.009	M8X16	25	56950.080.016	M16X24	10	56950.160.024
M5X12	50	56950.050.012	M10X19	25	56950.100.019	M20X30	10	56950.200.030

56951 Stavěcí pružný šroub s drážkou s kuličkou W03A

Závit Metrický závit
Materiál Nerezocel

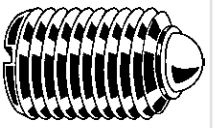

d x L	✉	Kód výrobku	d x L	✉	Kód výrobku	d x L	✉	Kód výrobku
M3X7	25	56951.030.007	M6X14	25	56951.060.014	M12X22	10	56951.120.022
M4X9	25	56951.040.009	M8X16	10	56951.080.016	M16X24	10	56951.160.024
M5X12	25	56951.050.012	M10X19	10	56951.100.019	M20X30	10	56951.200.030

Stavěcí pružný šroub s drážkou s čípkem

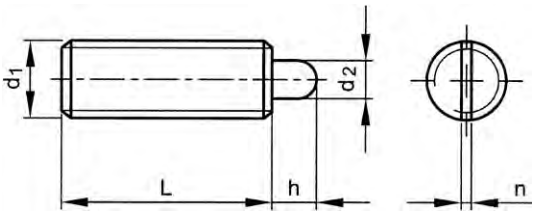



Technické údaje

d_1	d_2	h	n	P	Tlačná síla pružiny v N
M4	1.8	1.5	0.6	0.7	6-20
M5	2.4	2	0.8	0.8	6-20
M6	2.7	2	1	1	7-20
M8	4	2	1.2	1.25	15-35
M10	4.5	2.5	1.6	1.5	20-45
M12	6	3.5	2	1.75	25-60
M16	8.5	4.5	2.5	2	45-100

Skupiny produktů

Závit	Materiál	Kód	Strana
M	Automatová ocel	56975	12-56
M	NO	56976	12-57

56975 Stavěcí pružný šroub s drážkou s čípkem W03A

Závit Metrický závit
Materiál Automatová ocel

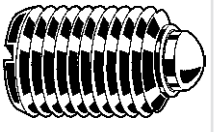

d_1	✉	Kód výrobku	d_1	✉	Kód výrobku	d_1	✉	Kód výrobku
M4X9	50	56975.040.009	M8X16	25	56975.080.016	M12X22	10	56975.120.022
M5X12	50	56975.050.012	M10X19	25	56975.100.019	M16X24	10	56975.160.024
M6X14	50	56975.060.014						

56976 **Stavěcí pružný šroub s drážkou s čípkem** **W03A**

Závit Metrický závit
Materiál Nerezocel



d_1 x L	✉	Kód výrobku	d_1 x L	✉	Kód výrobku	d_1 x L	✉	Kód výrobku
M4X9	25	56976.040.009	M8X16	10	56976.080.016	M12X22	10	56976.120.022
M5X12	25	56976.050.012	M10X19	10	56976.100.019	M16X24	10	56976.160.024
M6X14	25	56976.060.014						

Stavěcí pružný šroub s vnitřním šestihranem s čípkem

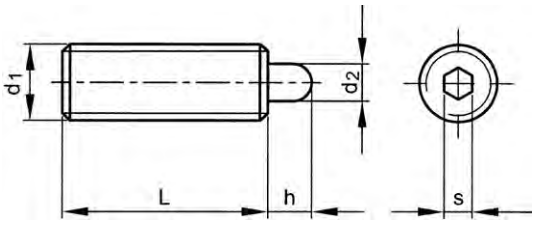



Technické údaje

d_1	d_2	h	P	s	Tlačná síla pružiny v N
M3	1	1.5	0.5	0.7	0.5-3.5
M4	1.5	1.5	0.7	1.3	5-16
M5	2.4	2.3	0.8	1.5	6-20
M6	2.7	2.5	1	2	7-20
M8	3.5	3	1.25	2.5	9-35
M10	4	3	1.5	3	9-35
M12	6	4	1.75	4	10-55
M16	7.5	5	2	5	45-100
M20	10	7	2.5	6	60-145

Skupiny produktů

Závit	Materiál	Kód	Strana
M	Automatová ocel	56977	12-57
M	NO	56978	12-57

56977 **Stavěcí pružný šroub s vnitřním šestihranem s čípkem** **W03A**

Závit Metrický závit
Materiál Automatová ocel

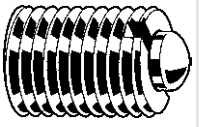

d_1 x L	✉	Kód výrobku	d_1 x L	✉	Kód výrobku	d_1 x L	✉	Kód výrobku
M3X10	50	56977.030.010	M6X20	50	56977.060.020	M12X28	10	56977.120.028
M4X15	50	56977.040.015	M8X22	25	56977.080.022	M16X32	10	56977.160.032
M5X18	50	56977.050.018	M10X22	25	56977.100.022	M20X40	10	56977.200.040

56978 **Stavěcí pružný šroub s vnitřním šestihranem s čípkem** **W03A**

Závit Metrický závit
Materiál Nerezocel

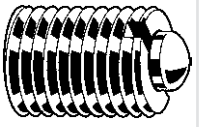

d_1 x L	✉	Kód výrobku	d_1 x L	✉	Kód výrobku	d_1 x L	✉	Kód výrobku
M4X15	25	56978.040.015	M8X22	10	56978.080.022	M12X28	10	56978.120.028
M5X18	25	56978.050.018	M10X22	10	56978.100.022	M16X32	10	56978.160.032
M6X20	25	56978.060.020						

Stavěcí pružný šroub s vnitřním šestihranem s plastovým čípkem

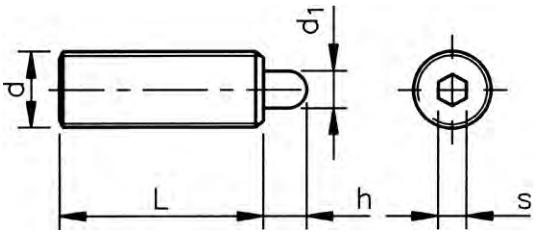



Technické údaje

d	d_1	h	P	s	Tlačná síla pružiny v N
M4	1.5	1.5	0.7	1.3	5-16
M5	2.4	2.3	0.8	1.5	5-20
M6	2.7	2.5	1	2	6-20
M8	3.5	3	1.25	2.5	7-35
M10	4	3	1.5	3	9-35
M12	6	4	1.75	4	10-55
M16	7.5	5	2	5	45-100

56980 **Stavěcí pružný šroub s vnitřním šestihranem s plastovým čípkem** **W03A**

Závit Metrický závit
Materiál Automatová ocel

d x L	✉	Kód výrobku	d x L	✉	Kód výrobku	d x L	✉	Kód výrobku
M4X15	25	56980.040.015	M8X22	10	56980.080.022	M12X28	10	56980.120.028
M5X18	25	56980.050.018	M10X22	10	56980.100.022	M16X32	10	56980.160.032
M6X20	25	56980.060.020						

Plunžr - hladké provedení

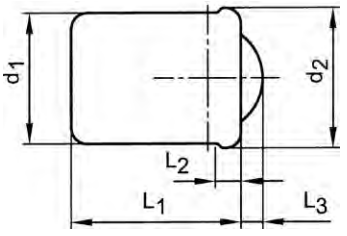

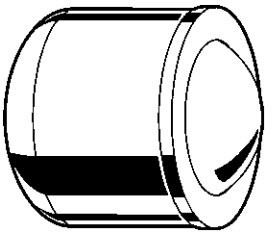

Technické údaje

d_1	d_2	L_1	L_2	L_3	Tlačná síla pružiny v N
4	4.6	5	1	0.8	3-7
5	5.6	6	1	1	4-7
6	6.5	7	1	1.5	6-12
8	8.5	9	1	1.8	6-12

56979 **Plunžr - hladké provedení** **W03A**

Materiál Nerezocel

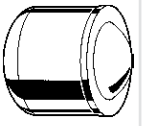

d_1 x L_1	✉	Kód výrobku	d_1 x L_1	✉	Kód výrobku	d_1 x L_1	✉	Kód výrobku
4X5MM	50	56979.040.005	6X7MM	50	56979.060.007	8X9MM	25	56979.080.009
5X6MM	50	56979.050.006						

Pojistný šroub bez pojistné drážky

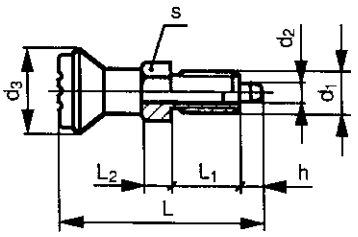

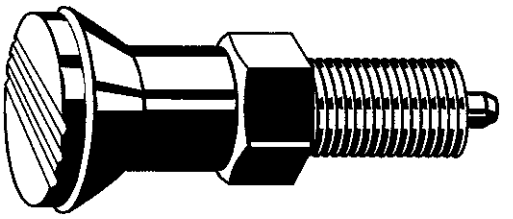

Technické údaje

d_1 x P x h	d_2	d_3	h	L	L_2	s
M10x1.0x5	5	21	5	47	7	13
M12x1.5x6	6	25	6	56	8	14
M16x1.5x8	8	33	8	74	10	19
M16x1.5x15	8	33	15	80	13	19

56952 **Pojistný šroub bez pojistné drážky** **W03A**

Závit	Metrický jemný závit
Materiál	Plast Polyamid (nylon)/Ocel
Třída	6
Barva	Černá

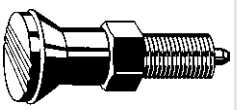

d_1 x P x L_1 (h)	✉	Kód výrobku	d_1 x P x L_1 (h)	✉	Kód výrobku	d_1 x P x L_1 (h)	✉	Kód výrobku
M10X1,00X17/5	10	56952.100.017	M12X1,50X20/6	5	56952.120.020	M16X1,50X26/8	3	56952.160.026

Pojistný šroub s pojistnou drážkou

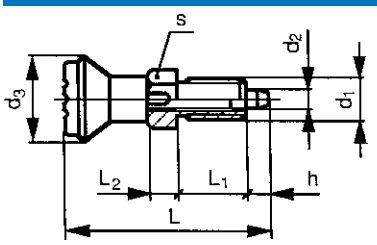

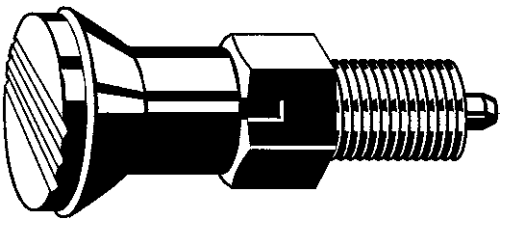

Technické údaje

d_1 x P x h	d_2	d_3	h	L	L_2	s
M10x1.0x5	5	21	5	47	10	13
M12x1.5x6	6	25	6	56	11	14
M16x1.5x8	8	33	8	74	13	19

56953 **Pojistný šroub s pojistnou drážkou** **W03A**

Závit	Metrický jemný závit
Materiál	Plast Polyamid (nylon)/Ocel
Třída	6
Barva	Černá

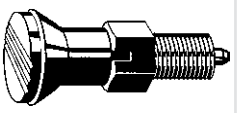

d_1 x P x L_1 (h)	✉	Kód výrobku	d_1 x P x L_1 (h)	✉	Kód výrobku	d_1 x P x L_1 (h)	✉	Kód výrobku
M10X1,00X17/5	10	56953.100.017	M12X1,50X20/6	5	56953.120.020	M16X1,50X26/8	3	56953.160.026

Pojistný šroub

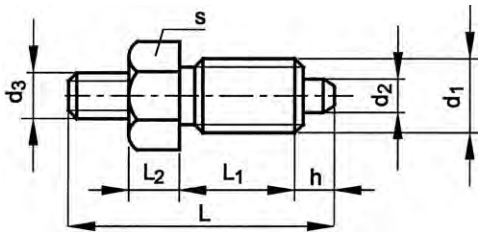

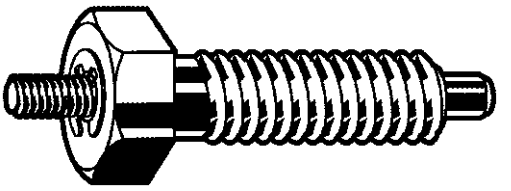

Technické údaje

d_1 x P x h	d_2	d_3	h	L	L_2	s
M10x1.0x5	5	M4	5	37	7	13
M12x1.5x6	6	M6	6	43	8	14
M16x1.5x8	8	M8	8	56	10	19
M20x1.5x10	10	M8	10	62	12	22

57001 Pojistný šroub **W03A**

Závit Metrický jemný závit
Materiál Ocel

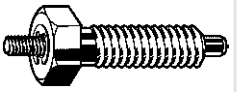

d_1 x P x L_1 (h)	✉	Kód výrobku	d_1 x P x L_1 (h)	✉	Kód výrobku	d_1 x P x L_1 (h)	✉	Kód výrobku
M10X1,00X17/5	10	57001.100.100	M16X1,50X26/8	3	57001.160.150	M20X1,50X28/10	2	57001.200.150
M12X1,50X20/6	5	57001.120.150						

Válcový tlumič typ A

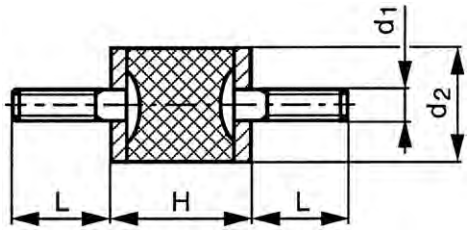

Technické údaje

Typ	d_1	d_2	H	L	Max. compression load (N)	Max. přípustné zatížení ve střihu v N
A10/10	M4	10	10	10	40	20
A15/08	M4	15	8	10	60	25
A15/15	M4	15	15	10	100	40
A18/8.5	M6	18	8.5	16	180	70
A20/15	M6	20	15	18	160	70
A20/20	M6	20	20	18	160	70
A20/25	M6	20	25	18	150	60
A25/10	M6	25	10	18	300	120
A25/15	M6	25	15	18	290	110
A25/20	M6	25	20	18	280	110
A25/25	M6	25	25	18	260	105
A25/30	M6	25	30	18	250	90
A30/15	M8	30	15	20	500	170
A30/20	M8	30	20	20	440	170
A30/30	M8	30	30	20	380	150
A30/40	M8	30	40	20	300	100
A40/30	M8	40	30	23	700	300
A40/40	M8	40	40	23	650	260
A50/20	M10	50	20	28	2 000	500
A50/25	M10	50	25	28	1 400	500
A50/30	M10	50	30	28	1 400	500
A50/40	M10	50	40	28	1 100	450
A50/45	M10	50	45	28	1 050	450
A50/50	M10	50	50	28	1 050	420
A70/45	M10	70	45	28	2 300	900
A75/25	M12	75	25	37	3 400	1 000

Technické údaje

Typ	d_1	d_2	H	L	Max. compression load (N)	Max. přípustné zatížení ve střihu v N
A75/40	M12	75	40	37	2 900	1 000
A75/50	M12	75	50	37	2 800	1 000
A75/55	M12	75	55	37	2 500	1 000
A100/40	M16	100	40	41	6 600	2 000
A100/55	M16	100	55	41	5 100	2 000
A100/60	M16	100	60	41	5 100	2 000
A100/65	M16	100	65	41	5 100	2 000

- Tlumící materiál - přírodní pryž 55°/60° shore.

57770 Válcový tlumič typ A **S11A**

Závit Metrický závit
Materiál Ocel
Povrchová úprava Pozinkované

Typ	✉	Kód výrobku	Typ	✉	Kód výrobku	Typ	✉	Kód výrobku
10/10 M4X10	10	57770.010.010	25/30 M6X18	10	57770.025.030	50/45 M10X28	5	57770.050.045
15/8 M4X10	10	57770.015.008	30/15 M8X20	10	57770.030.015	50/50 M10X28	5	57770.050.050
15/15 M4X13	10	57770.015.015	30/20 M8X20	10	57770.030.020	70/45 M10X28	5	57770.070.045
18/8,5 M6X16	10	57770.018.008	30/30 M8X20	10	57770.030.030	75/25 M12X37	5	57770.075.025
20/15 M6X18	10	57770.020.015	30/40 M8X20	10	57770.030.040	75/40 M12X37	5	57770.075.040
20/20 M6X18	10	57770.020.020	40/30 M8X23	10	57770.040.030	75/50 M12X37	5	57770.075.050
20/25 M6X18	10	57770.020.025	40/40 M8X23	10	57770.040.040	75/55 M12X37	5	57770.075.055
25/10 M6X18	10	57770.025.010	50/20 M10X28	5	57770.050.020	100/40 M16X41	2	57770.100.040
25/15 M6X18	10	57770.025.015	50/25 M10X28	5	57770.050.025	100/55 M16X41	2	57770.100.055
25/20 M6X18	10	57770.025.020	50/30 M10X28	5	57770.050.030	100/60 M16X41	2	57770.100.060
25/25 M6X18	10	57770.025.025	50/40 M10X28	5	57770.050.040	100/60M16X45	2	57770.100.065

Válcový tlumič typ B

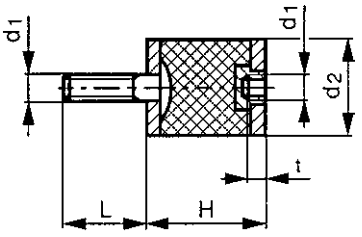

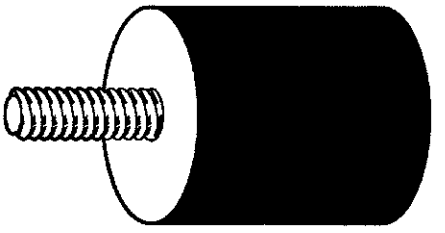

Technické údaje

Typ	d_1	d_2	H	L	Max. compression load (N)	Max. přípustné zatížení ve střihu v N	t
B10/10	M4	10	10	10	56	10	4
B15/15	M4	15	15	10	115	50	4
B20/15	M6	20	15	18	160	105	6
B20/20	M6	20	20	18	160	90	6
B20/25	M6	20	25	18	150	90	6
B25/15	M6	25	15	18	290	160	6
B25/20	M6	25	20	18	280	145	6
B25/25	M6	25	25	18	260	135	6
B25/30	M6	25	30	18	250	135	6
B30/15	M8	30	15	20	676	208	8
B30/20	M8	30	20	20	380	210	8
B30/30	M8	30	30	20	355	190	8
B30/40	M8	30	40	23	600	340	8
B40/30	M8	40	30	23	600	340	8
B40/40	M8	40	40	23	600	330	8
B50/20	M10	50	20	28	1 300	455	10
B50/30	M10	50	30	28	1 200	500	10
B50/40	M10	50	40	28	1 100	315	10
B50/45	M10	50	45	28	1 050	510	10
B50/50	M10	50	50	28	1 050	505	10
B70/45	M10	70	45	28	2 200	995	10
B75/40	M12	75	40	37	2 900	1 215	12
B75/50	M12	75	50	37	2 600	1 185	12
B75/55	M12	75	55	37	2 400	1 170	12
B100/40	M16	100	40	41	6 500	2 310	16

Technické údaje

Typ	d_1	d_2	H	L	Max. compression load (N)	Max. přípustné zatížení ve střihu v N	t
B100/55	M16	100	55	41	5 100	2 180	16
B100/60	M16	100	60	41	5 000	2 125	16

- Tlumící materiál - přírodní pryž 55°/60° shore.
- Tolerance dle DIN 7715-2, třída M3.

57771 Válcový tlumič typ B **S11A**

Závit Metrický závit
Materiál Ocel
Povrchová úprava Pozinkované

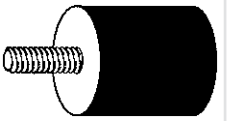

Typ	✉	Kód výrobku	Typ	✉	Kód výrobku	Typ	✉	Kód výrobku
10/10 M4X10-5	10	57771.010.010	30/15 M8X20	10	57771.030.015	50/45 M10X28-10	5	57771.050.045
15/15 M4X10-5	10	57771.015.015	30/20 M8X20-8	10	57771.030.020	50/50 M10X28-10	5	57771.050.050
20/15 M6X18-6	10	57771.020.015	30/30 M8X20-8	10	57771.030.030	70/45 M10X28-10	5	57771.070.045
20/20 M6X18-6	10	57771.020.020	30/40 M8X20	10	57771.030.040	75/40 M12X37-12	5	57771.075.040
20/25 M6X18-6	10	57771.020.025	40/30 M8X23-8	10	57771.040.030	75/50 M12X37	5	57771.075.050
25/15 M6X18-6	10	57771.025.015	40/40 M8X23-8	10	57771.040.040	75/55 M12X37-12	5	57771.075.055
25/20 M6X18-6	10	57771.025.020	50/20 M10X28-10	5	57771.050.020	100/40 M16X41-16	2	57771.100.040
25/25 M6X18-6	10	57771.025.025	50/30 M10X28-10	5	57771.050.030	100/55 M16X41-16	2	57771.100.055
25/30 M6X18-6	10	57771.025.030	50/40 M10X28-10	5	57771.050.040	100/60 M16X41-16	2	57771.100.060

Válcový tlumič typ C

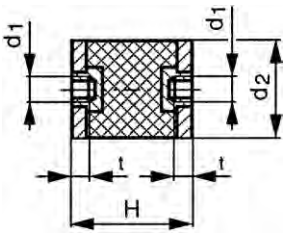



Technické údaje

Typ	d_1	d_2	H	Max. compression load (N)	Max. přípustné zatížení ve střihu v N	t
C10/10	M4	10	10	96	12	5
C15/15	M4	15	15	120	40	5
C20/20	M6	20	20	170	50	6
C20/25	M6	20	25	150	40	6
C25/20	M6	25	20	280	90	6
C25/25	M6	25	25	260	80	6
C25/30	M6	25	30	250	80	6
C30/20	M8	30	20	380	120	8
C30/30	M8	30	30	355	110	8
C30/40	M8	30	40	429	208	8
C40/30	M8	40	30	700	250	8
C40/40	M8	40	40	650	250	8
C50/30	M10	50	30	1 200	400	10
C50/40	M10	50	40	1 100	400	10
C50/45	M10	50	45	1 050	400	10
C50/50	M10	50	50	1 050	400	10
C70/45	M10	70	45	2 200	750	10
C75/40	M12	75	40	2 900	900	12
C75/50	M12	75	50	2 600	900	12
C100/40	M16	100	40	6 500	1 500	16
C100/55	M16	100	55	5 100	1 500	16
C100/60	M16	100	60	5 000	1 500	16

- Tlumící materiál - přírodní pryž 55°/60° shore.
- Tolerance dle DIN 7715-2, třída M3.

57780 **Válcový tlumič typ C** **S11A**

Závit Metrický závit
Materiál Ocel
Povrchová úprava Pozinkované

Typ	✉	Kód výrobku	Typ	✉	Kód výrobku	Typ	✉	Kód výrobku
10/10M4X5	10	57780.010.010	30/20M8X8	10	57780.030.020	50/45M10X10	5	57780.050.045
15/15M4X5	10	57780.015.015	30/30M8X8	10	57780.030.030	50/50M10X10	5	57780.050.050
20/20M6X6	10	57780.020.020	30/40M8X8	10	57780.030.040	70/45M10X10	5	57780.070.045
20/25M6X6	10	57780.020.025	40/30M8X8	10	57780.040.030	75/40M12X12	5	57780.075.040
25/20M6X6	10	57780.025.020	40/40M8X8	10	57780.040.040	75/50M12X12	5	57780.075.050
25/25M6X6	10	57780.025.025	50/30M10X10	5	57780.050.030	100/40M16X16	2	57780.100.040
25/30M6X6	10	57780.025.030	50/40M10X10	5	57780.050.040	100/55M16X16	2	57780.100.055

Válcový tlumič

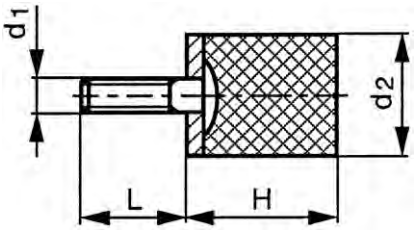

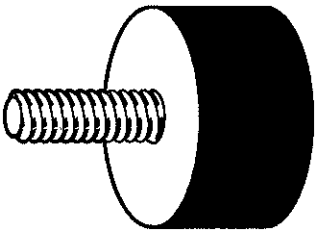

Technické údaje

Typ	d_1	d_2	H	L	Max. compression load (N)
D10/10	M4	10	10	10	59
D20/15	M6	20	15	18	160
KD25/17	M6	25	17	18	250
D25/17	M6	25	17	18	290
D30/17	M8	30	17	20	380
D30/20	M8	30	20	20	350
D40/28	M8	40	28	23	680
D40/30	M8	40	30	23	660
D40/38	M8	40	38	23	660
KD50/18	M10	50	18	28	1 400
D50/20	M10	50	20	28	1 500
D50/42	M10	50	42	28	1 100
D70/42	M10	70	42	30	2 200
D75/25	M12	75	25	37	5 446
D100/40	M16	100	40	41	6 600

- Tlumící materiál - přírodní pryž 55°/60° shore.
- Tolerance dle DIN 7715-2, třída M3.

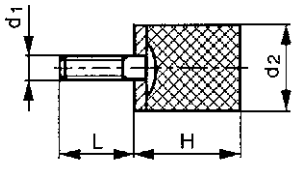

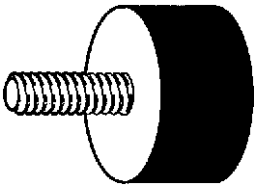

TYP D

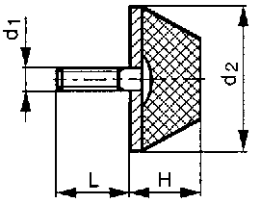

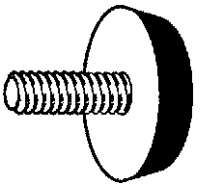

TYP KD

57779 **Válcový tlumič typ D a KD** **S11A**

Závit Metrický závit
Materiál Ocel
Povrchová úprava Pozinkované

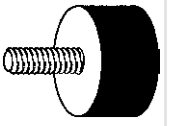

Typ	✉	Kód výrobku	Typ	✉	Kód výrobku	Typ	✉	Kód výrobku
D10/10 M4X10	10	57779.010.010	D30/20 M8X20	10	57779.030.020	D50/20 M10X28	5	57779.050.020
D20/15 M6X18	10	57779.020.015	D40/28 M8X23	10	57779.040.028	D50/42 M10X28	5	57779.050.042
DK25/17 M6X18	10	57779.025.017	D40/30 M8X23	10	57779.040.030	D70/42 M10X30	5	57779.070.042
D25/17 M6X18	10	57779.025.117	D40/38 M8X23	10	57779.040.038	D75/25 M12X37	5	57779.075.025
D30/17 M8X20	10	57779.030.017	KD50/18	5	57779.050.018	D100/40 M16X41	2	57779.100.040

Tlumič typ RA

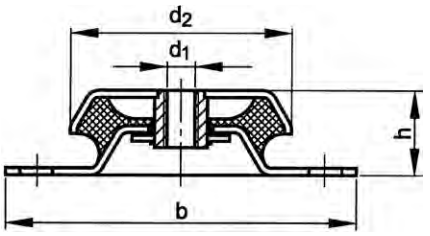

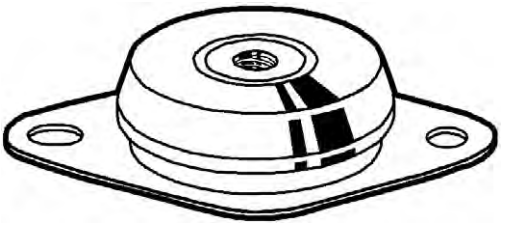

Technické údaje

Typ	a	b	d_1	d_2	d_3	h	Max. compression load (N)
RA 100/M10	110	130	M10	79	9	30	2 400
RA 100/M12	110	130	M12	79	9	30	2 400
RA 200/M10	124	150	M10	94	10	35	2 800
RA 200/M12	124	150	M12	94	10	35	2 800
RA 350/M12	140-148	175	M12	101	14	38	4 500
RA 350/M16	140-148	175	M16	101	14	38	4 500
RA 500/M16	158	192	M16	123	14	42	7 000
RA 800/M16	182	216	M16	144	14	48	13 000

- Vypouklý pozinkovaný kryt, modře pasivovaný, materiál pro izolaci chvění - přírodní pryž (NR) 60° Shore (tol. ± 5°) a ocelová základová deska, povrstvená Suncorite Aqua 100 černá.

Přednosti podpěrných tlumičů *FABORY* typu RA:
- tlumí vibrace a hluk strojů s rotačními pohyby, jako jsou kompresory, spalovací motory, generátory, převodovky, čerpadla, průmyslové a lodní generátory, ventilátory, lisy a jiné dílenské stroje
- standardně vybaveny protiporuchovou a tlumící zarážkou.

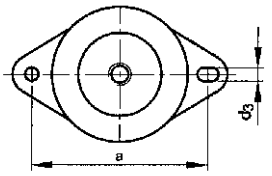

TYP RA 100, RA 200, RA 500, RA 800

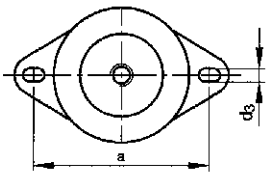

TYP RA 350

57792 Tlumič typ RA **S12A**

Závit Metrický závit
Materiál Ocel

Typ	✉	Kód výrobku	Typ	✉	Kód výrobku	Typ	✉	Kód výrobku
100-M10	2	57792.100.100	200-M12	2	57792.200.120	500-M16	1	57792.500.160
100-M12	2	57792.100.120	350-M12	1	57792.350.120	800-M16	1	57792.800.160
200-M10	2	57792.200.100	350-M16	1	57792.350.160			

Tlumič typ RAEM

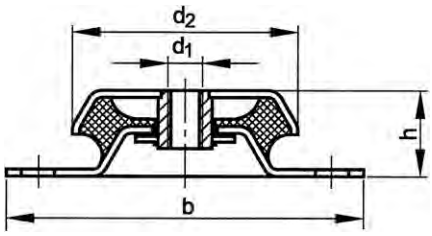

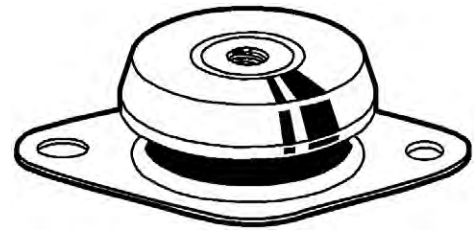

Technické údaje

Typ	a	b	d_1	d_2	d_3	h	Max. compression load (N)
RAEM 40/M10	88	110	M10	64	9	35.5	600
RAEM 60/M12	100	120	M12	63	11	35.5	1 200
RAEM 125/M10	110	135	M10	84	11	35.5	1 800
RAEM 125/M12	110	135	M12	84	11	35.5	1 800
RAEM 350/M12	140-148	175	M12	110	14	42	4 000
RAEM 350/M16	140-148	175	M16	110	14	42	4 000
RAEM 800/M16	182	216	M16	155	14	54	8 000

- Vypouklý pozinkovaný kryt, modře pasivovaný, materiál pro izolaci chvění - přírodní pryž (NR) 60° Shore (tol. ± 5°) a ocelová základová deska, povrstvená Suncorite Aqua 100 černá.

Přednosti podpěrných tlumičů *FABORY* typu RAEM:
- k použití vyžadujícím maximální izolaci,
- tlumí vibrace a hluk strojů s rotačními pohyby, jako jsou kompresory, agregáty se střídavým proudem, průmyslové ventilátory, spalovací motory, generátory, záložní pohony, velké frézy, průmyslové a lodní generátory, rafinérie a defibrátory
- standardně vybaveny protiporuchovou a tlumící zarážkou

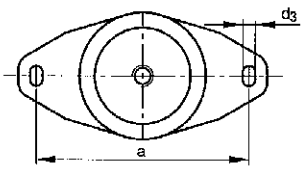

TYP RAEM 60

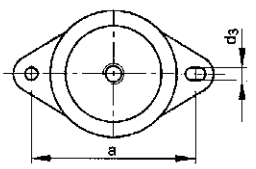

TYP RAEM 40, RAEM 125, RAEM 800

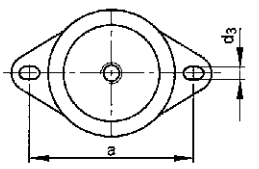

TYP RAEM 350

57793 Tlumič typ RAEM **S12A**

Závit Metrický závit
Materiál Ocel

Typ	✉	Kód výrobku	Typ	✉	Kód výrobku	Typ	✉	Kód výrobku
40-M10	2	57793.040.100	125-M12	2	57793.125.120	350-M16	1	57793.350.160
60-M12	2	57793.060.120	350-M12	1	57793.350.120	800-M16	1	57793.800.160
125-M10	2	57793.125.100						

Tlumič typ RAB

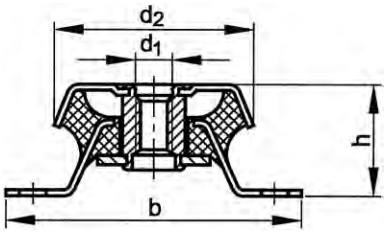

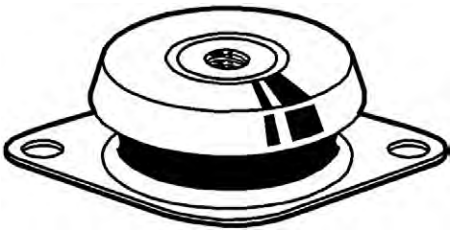

Technické údaje

Typ	a	b	d_1	d_2	h	Max. compression load (N)
RAB-0	76	93.5	M12	63	35	1 300
RAB-2	76	93.5	M12	63	35	1 050
RAB-3	76	93.5	M12	63	35	700

- Vypouklý pozinkovaný kryt, modře pasivovaný, materiál pro izolaci chvění - butylová pryž (NR) 55° Shore (tol. ± 5°) a ocelová základová deska, povrstvená Suncorite Aqua 100 černá.

Přednosti tlumičů *FABORY* typu RAB:
- optimální parametry tuhosti a horizontální stabilita
- výhodné obzvlášť pro malé 1, 2 a 3-válcových dieselových motorech
- standardně vybaveny protiporuchovou a tlumící zarážkou.

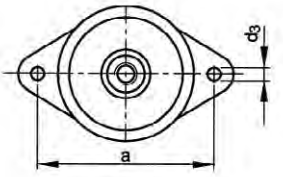

57794 **Tlumič typ RAB** **S12A**

Závit Metrický závit
Materiál Ocel

Typ	✉	Kód výrobku	Typ	✉	Kód výrobku	Typ	✉	Kód výrobku
0-M12	2	57794.000.120	2-M12	2	57794.002.120	3-M12	2	57794.003.120

Tlumič typ M

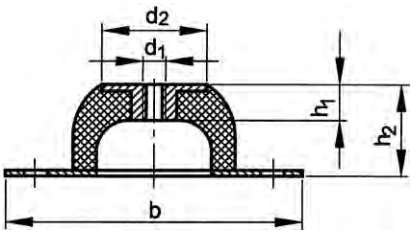

Technické údaje

Typ	a	b	d_1	d_2	d_3	h_1	h_2	Max. compression load (N)
M 7	50	64	M6	18	7	7	20	90
M 25	66	85	M8	33	8	11	25	500
M 50	92	114	M10	45	10	14	35	800
M 100	110	136	M10	53	11.5	15	40	1 500
M 200	124	151	M10	58	11.5	13	45	2 200
M 400	120	150	M12	78	14.5	18	63	5 000

- Ocelový krycí plech, povrstvený Suncorite Aqua 100 černý, materiál pro izolaci chvění - přírodní pryž (NR) 60° Shore (tol. ± 5°) a ocelová základová deska, povrstvená Suncorite Aqua 100 černá.

Přednosti tlumičů *FABORY* typu M:
- vysoce elastické, vertikálně i horizontálně
- vhodné pro tlumení nárazů
- zamezuje škodlivým účinkům oleje prostřednictvím tvaru kování nebo namontováním mechanického krytu

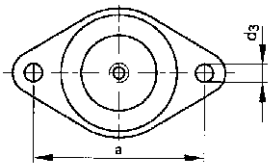

TYP M7, M25, M50, M100, M200

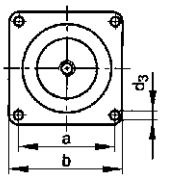

TYP M400

57795 **Tlumič typ M** **S12A**

Závit Metrický závit
Materiál Ocel

Typ	✉	Kód výrobku	Typ	✉	Kód výrobku	Typ	✉	Kód výrobku
7-M6	4	57795.007.060	50-M10	4	57795.050.100	200-M10	2	57795.200.100
25-M8	4	57795.025.080	100-M10	2	57795.100.100	400-M12	1	57795.400.120

Tlumič typ SE

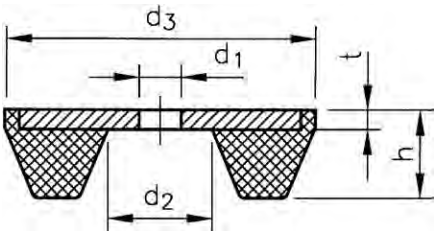



Technické údaje

Typ	d_1	d_2	d_3	h	Max. compression load (N)	t
SE 75	8	18	55	15	1 500	3
SE 250	10	25	75	17	4 000	4

- Speciální vlastnosti tlumičů typ SE:
- Snadná montáž, tření je za normálních okolností dostatečné, aby nedocházelo k ”pohybu” podpíraných zařízení.
- Vhodné pro kancelářské vybavení, textilní stroje, domácí přístroje, elektromotory, zařízení k vážení.
- Ocelový krycí plech, povrstvený Suncorite Aqua 100 černý, materiál pro izolaci chvění - přírodní pryž (NR) 50° Shore.

57805 Tlumič typ SE **S12A**

Závit Metrický závit
Materiál Ocel
Povrchová úprava Pozinkované

Typ	✉	Kód výrobku	Typ	✉	Kód výrobku
75SE	4	57805.000.075	250SE	4	57805.000.250

Natloukací čtvercová krytka

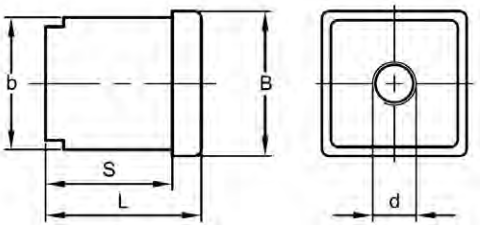

Technické údaje

d x B x b	B	b	d	L	S
M10x30x27.5	30	27.5	M10	33	27
M12x40x36.5	40	36.5	M12	43	35
M12x50x45.5	50	45.5	M12	55	44
M14x40x36.5	40	36.5	M14	43	35
M16x40x36.5	40	36.5	M16	43	35
M16x40x37.5	40	37.5	M16	43	35
M16x50x45.5	50	45.5	M16	55	44
M16x50x47.5	50	47.5	M16	55	44
M16x60x56.5	60	56.5	M16	55	45
M20x50x45.5	50	45.5	M20	55	44
M20x50x46.5	50	46.5	M20	55	44

57730 Natloukací čtvercová krytka **S11A**

Materiál Plast Polyamid (nylon)

GMT BENELUX BV VIBRATION CONTROL

d x B x b	✉	Kód výrobku	d x B x b	✉	Kód výrobku	d x B x b	✉	Kód výrobku
M10X30X27,5	2	57730.103.027	M16X40X36,5	1	57730.164.036	M16X60X56,5	1	57730.166.056
M12X40X36,5	2	57730.124.036	M16X40X37,5	1	57730.164.037	M20X50X45,5	1	57730.205.045
M12X50X45,5	2	57730.125.045	M16X50X45,5	1	57730.165.045	M20X50X46,5	1	57730.205.046
M14X40X36,5	2	57730.144.036	M16X50X47,5	1	57730.165.047			

Nožička

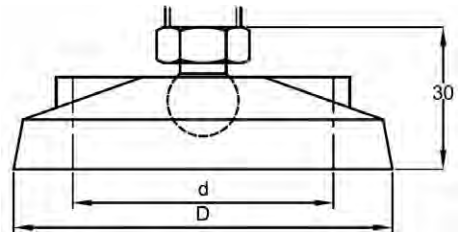

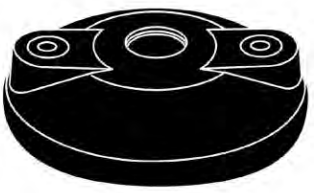

Technické údaje

D	80	100	120
d	55	74	94

- Průměry 80, 100 a 120 z produktové skupiny 57747 mají základní desku s otvory pro upevnění k zemi.

Skupiny produktů

Materiál	Kód	Strana
Plast PA	57747	12-69
Oc	57748	12-69
NO A2	57745	12-69

57747 Nožička **S11A**

Materiál Plast Polyamid (nylon)

D	✉	Kód výrobku	D	✉	Kód výrobku	D	✉	Kód výrobku
50MM	4	57747.000.050	80MM	4	57747.000.080	120MM	2	57747.000.120
60MM	4	57747.000.060	100MM	2	57747.000.100			

57748 Nožička **S11A**

Materiál Ocel

D	✉	Kód výrobku	D	✉	Kód výrobku	D	✉	Kód výrobku
30MM	4	57748.000.030	60MM	4	57748.000.060	120MM	2	57748.000.120
40MM	4	57748.000.040	80MM	4	57748.000.080			

57745 Nožička **S11A**

Materiál Nerezocel A2

d	✉	Kód výrobku	d	✉	Kód výrobku	d	✉	Kód výrobku
40MM	4	57745.040.001	60MM	4	57745.060.001	80MM	4	57745.080.001

Šroub s vnějším šestihranem

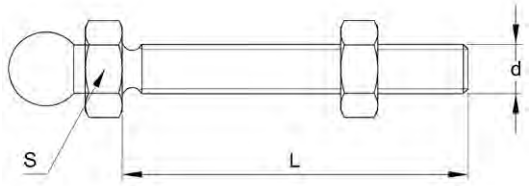

Technické údaje

d	s	d	s
M8	14	M16	17
M10	14	M20	22
M12	14	M24*	17

* Tato matice má dvě ploché strany místo šestihranného tvaru.

Skupiny produktů

Závit	Typ drážky	Materiál	Povrchová úprava	Kód	Strana
M	S vnějším šestihranem	Oc	Zn	57750	12-70
M	S vnějším šestihranem	NO A2		57749	12-70

57750 Šroub s vnějším šestihranem — S11A

Závit Metrický závit
Materiál Ocel
Povrchová úprava Pozinkované

d x L	✉	Kód výrobku	d x L	✉	Kód výrobku	d x L	✉	Kód výrobku
M10X45	4	57750.100.045				M20X125	2	57750.200.125
M10X70	4	57750.100.070	M16X66	4	57750.160.066	M20X150	2	57750.200.150
M10X90	4	57750.100.090	M16X100	4	57750.160.100	M20X200	2	57750.200.200
M10X125	4	57750.100.125	M16X125	4	57750.160.125			
			M16X150	4	57750.160.150	M24X85	2	57750.240.085
M12X45	4	57750.120.045	M16X200	2	57750.160.200	M24X100	2	57750.240.100
M12X66	4	57750.120.066				M24X125	2	57750.240.125
M12X100	4	57750.120.100	M20X85	2	57750.200.085	M24X150	2	57750.240.150
M12X125	4	57750.120.125	M20X100	2	57750.200.100	M24X200	2	57750.240.200
M12X150	4	57750.120.150						

57749 Šroub s vnějším šestihranem — S11A

Závit Metrický závit
Materiál Nerezocel A2

d x L	✉	Kód výrobku	d x L	✉	Kód výrobku	d x L	✉	Kód výrobku
M8X40	4	57749.080.040	M12X125	4	57749.120.125	M20X125	2	57749.200.125
M8X80	4	57749.080.080	M12X150	4	57749.120.150	M20X150	2	57749.200.150
						M20X200	2	57749.200.200
M10X45	4	57749.100.045	M16X66	4	57749.160.066	M20X250	1	57749.200.250
M10X70	4	57749.100.070	M16X100	4	57749.160.100			
M10X90	4	57749.100.090	M16X125	4	57749.160.125	M24X85	2	57749.240.085
M10X125	4	57749.100.125	M16X150	2	57749.160.150	M24X100	2	57749.240.100
			M16X200	2	57749.160.200	M24X125	2	57749.240.125
M12X45	4	57749.120.045				M24X150	2	57749.240.150
M12X66	4	57749.120.066	M20X85	2	57749.200.085	M24X200	2	57749.240.200
M12X100	4	57749.120.100	M20X100	2	57749.200.100			

Pružná strojní podpěra

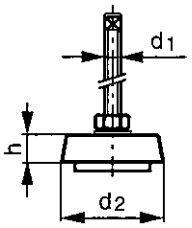

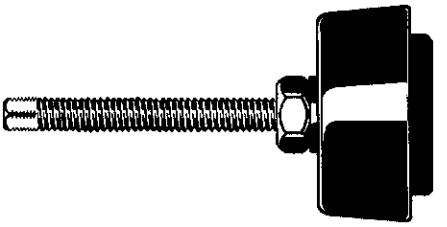

Technické údaje

Typ	T3	T5	T10	T15	T20	T25	T35	T40
d_1 x P	M10x1.25	M12x1.25	M14x1.5	M16x1.5	M16x1.5	M20x1.5	M20x1.5	M24x1.5
d_2	60	81	97	120	139	163	211	236
Délka stavěcího šroubu	100	100	120	120	150	150	170	170
h	28	30	38	42	46	50	54	54
Vnější výška pryže	10	12	14	15	16	17	20	20
Zatížení v kN	0.5-1.5	1.5-4.5	4.5-7.5	6-12.5	7.5-15	11-22.5	22.5-45	30-60
Zatížení v kN na podpěru lisu								
Max. počet zdvihů 125/min.	-	0.7-2	2-4	3-7	4-10	7-15	15-30	20-40
Max. počet zdvihů 160/min.	-	0.6-1.4	1.2-3.5	2.2-4.6	3.5-6	4.8-8	9-16	13-22
Max. počet zdvihů 200/min.	-	0.5-1.2	1-2.5	1.7-3.8	2.5-5	3.7-6.7	7.5-13	10-17

- Ocel třídy 8.8 s profilem z NBR pryže.
- Stavěcí šroub je do typu T20 (včetně) vybaven čtyřhrannou hlavou, u typů nad T20 šestihrannou hlavou.
- Statické zatížení na pružnou podpěru stroje v kN.
- Dynamické zatížení na pružnou podpěru stroje v kN pro lisy, max. počet zdvihů je udán za minutu.
- Jiné druhy pryže a/nebo odlišné tvrdosti či delší nastavovací šrouby jsou k dispozici na vyžádání.

Příklad použití

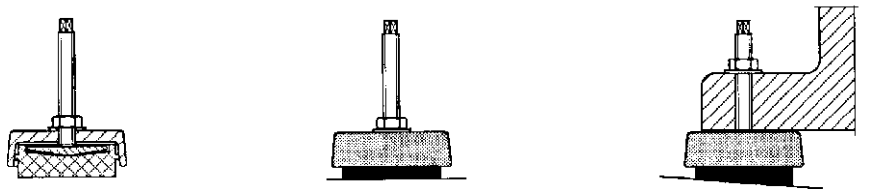

57676 **Pružná strojní podpěra** **S11A**

Závit Metrický jemný závit
Materiál Ocel
Třída 8.8

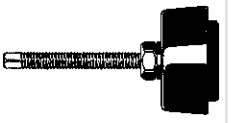

Typ	✉	Kód výrobku	Typ	✉	Kód výrobku	Typ	✉	Kód výrobku
T3	4	57676.000.003	T15	2	57676.000.015	T35	1	57676.000.035
T5	4	57676.000.005	T20	2	57676.000.020	T40	1	57676.000.040
T10	4	57676.000.010	T25	1	57676.000.026			

Průchodka

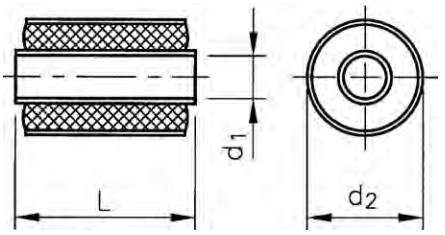



Technické údaje

d_1 x d_2 x L	Fa (max.) (N)	Fr (max.) (N)	α (max.) v °	β (max.) v °
10x25x25	750	2 300	8	15
10x25x40	1 500	3 800	8	15
15x35x30	1 500	3 500	8	15
15x35x50	2 500	6 000	8	15
20x45x40	2 600	6 800	8	15
20x45x75	5 500	13 500	8	15
25x50x45	3 800	9 000	8	14
25x50x85	7 500	18 000	8	14
30x60x55	5 100	12 000	8	14
30x60x100	10 500	25 000	8	14
35x65x60	10 500	25 000	8	14
35x65x110	8 300	20 500	7	12
40x70x65	8 300	20 500	7	12
40x70x120	18 000	40 000	6	11
45x75x70	10 000	24 000	7	12
45x75x130	20 000	40 000	6	10
50x80x75	12 000	28 500	7	11
50x80x140	23 500	49 000	6	10

- Pouzdro typ VP navržené tak, aby zachycovalo kroutící pohyby i axiální a radiální zatížení.
- Skládá se ze dvou souosých pouzder pevně spojených pryžovou mezivrstvou.

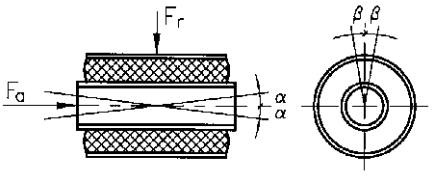

57807 **průchodka typ VP** **S12A**

Materiál Ocel

d_1 x d_2 x L	✉	Kód výrobku	d_1 x d_2 x L	✉	Kód výrobku	d_1 x d_2 x L	✉	Kód výrobku
10X25X25MM	2	57807.125.025				40X70X65MM	1	57807.470.065
10X25X40MM	2	57807.125.040	25X50X45MM	1	57807.275.045	40X70X120MM	1	57807.470.120
			25X50X85MM	1	57807.275.085			
15X35X30MM	2	57807.185.030				45X75X70MM	1	57807.525.070
			30X60X55MM	1	57807.360.055			
20X45X40MM	2	57807.245.040				50X80X75MM	1	57807.580.075
20X45X75MM	1	57807.245.075						

12

Spirální tlačná pružina

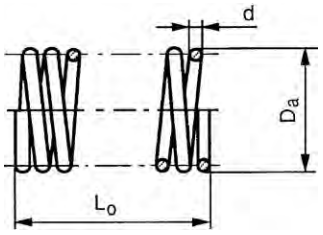

DIN 2095

- Uzavřené konce pružiny, nebroušené

17912 Spirální tlačná pružina **Y92A**

Materiál Pružinová ocel
Povrchová úprava Pozinkované

d x D_a x L_o	✉	Kód výrobku
0,5X3,5X12MM	100	17912.053.012
0,5X3,5X15MM	100	17912.053.015
0,5X3,5X20MM	100	17912.053.020
0,5X3,5X25MM	100	17912.053.025
0,5X4,5X12MM	100	17912.054.012
0,5X4,5X15MM	100	17912.054.015
0,5X4,5X20MM	100	17912.054.020
0,5X4,5X25MM	100	17912.054.025
0,5X6,5X20MM	100	17912.056.020
0,5X6,5X25MM	100	17912.056.025
0,5X6,5X30MM	100	17912.056.030
0,5X6,5X35MM	100	17912.056.035
0,5X6,5X40MM	100	17912.056.040
0,8X4,7X15MM	100	17912.074.015
0,8X4,7X20MM	100	17912.074.020
0,8X4,7X25MM	100	17912.074.025
0,8X5,7X25MM	100	17912.075.025
0,8X5,7X35MM	100	17912.075.035
0,8X6,7X20MM	100	17912.076.020
0,8X6,7X25MM	100	17912.076.025
0,8X6,7X30MM	100	17912.076.030
0,8X6,7X35MM	100	17912.076.035
0,8X7,7X25MM	100	17912.077.025
0,8X7,7X30MM	100	17912.077.030
0,8X7,7X35MM	100	17912.077.035

d x D_a x L_o	✉	Kód výrobku
0,8X7,7X40MM	100	17912.077.040
0,8X7,7X50MM	100	17912.077.050
1,0X6,0X20MM	100	17912.106.020
1,0X6,0X25MM	100	17912.106.025
1,0X6,0X30MM	100	17912.106.030
1,0X6,0X50MM	100	17912.106.050
1,0X8,0X25MM	100	17912.108.025
1,0X8,0X30MM	100	17912.108.030
1,0X8,0X35MM	100	17912.108.035
1,0X10,0X25MM	100	17912.110.025
1,0X10,0X35MM	100	17912.110.035
1,0X10,0X40MM	100	17912.110.040
1,0X10,0X60MM	100	17912.110.060
1,0X10,0X75MM	100	17912.110.075
1,0X10,0X100MM	100	17912.110.100
1,5X8,5X25MM	100	17912.158.025
1,5X8,5X35MM	100	17912.158.035
1,5X9,0X40MM	100	17912.159.040
1,5X9,0X75MM	100	17912.159.075
1,5X10,0X35MM	100	17912.160.035
1,5X10,0X50MM	100	17912.160.050
1,5X10,0X75MM	100	17912.160.075
1,5X10,0X100MM	50	17912.160.100
1,5X12,0X40MM	100	17912.162.040

d x D_a x L_o	✉	Kód výrobku
1,5X12,0X75MM	50	17912.162.075
1,5X14,0X40MM	100	17912.164.040
1,5X14,0X60MM	100	17912.164.060
1,5X14,0X75MM	50	17912.164.075
1,5X14,0X100MM	50	17912.164.100
2,0X12,0X35MM	100	17912.212.035
2,0X12,0X50MM	100	17912.212.050
2,0X12,0X75MM	100	17912.212.075
2,0X14,0X50MM	100	17912.214.050
2,0X14,0X75MM	50	17912.214.075
2,0X14,0X100MM	50	17912.214.100
2,0X20,0X60MM	50	17912.220.060
2,0X20,0X75MM	50	17912.220.075
2,0X20,0X100MM	100	17912.220.100
2,25X14,0X50MM	100	17912.239.050
2,25X14,0X75MM	100	17912.239.075
2,25X14,0X100MM	100	17912.239.100
2,25X17,0X60MM	50	17912.242.060
2,25X17,0X75MM	50	17912.242.075
2,25X17,0X100MM	50	17912.242.100
2,25X22,0X60MM	50	17912.247.060
2,25X22,0X75MM	50	17912.247.075
2,25X22,0X100MM	50	17912.247.100

- UPOZORNĚNÍ: Elektrolytické pokovení těchto produktů může způsobit vodíkovou křehkost.

Spirální tažná pružina s anglickým okem

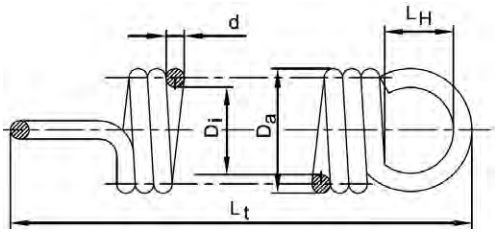

DIN 2097

- S anglickým okem $L_H \approx 1{,}1\ D_i$.

17902 Spirální tažná pružina s anglickým okem **Y92A**

Materiál Pružinová ocel
Povrchová úprava Pozinkované

d x D_a x L_t	✉	Kód výrobku
0,5X3,5X12MM	100	17902.053.012
0,5X3,5X15MM	100	17902.053.015
0,5X3,5X20MM	100	17902.053.020
0,5X3,5X25MM	100	17902.053.025
0,5X4,5X12MM	100	17902.054.012
0,5X4,5X15MM	100	17902.054.015
0,5X4,5X20MM	100	17902.054.020
0,5X4,5X25MM	100	17902.054.025
0,5X6,5X20MM	100	17902.056.020
0,5X6,5X25MM	100	17902.056.025
0,5X6,5X30MM	100	17902.056.030
0,5X6,5X35MM	100	17902.056.035
0,5X6,5X40MM	100	17902.056.040
0,5X6,0X46MM	100	17902.056.046
0,8X4,7X15MM	100	17902.074.015
0,8X4,7X20MM	100	17902.074.020
0,8X4,7X25MM	100	17902.074.025
0,8X5,7X25MM	100	17902.075.025
0,8X5,7X35MM	100	17902.075.035
0,8X6,7X20MM	100	17902.076.020
0,8X6,7X25MM	100	17902.076.025
0,8X6,7X30MM	100	17902.076.030
0,8X6,7X35MM	100	17902.076.035
0,8X7,7X25MM	100	17902.077.025
0,8X7,7X30MM	100	17902.077.030
0,8X7,7X35MM	100	17902.077.035

d x D_a x L_t	✉	Kód výrobku
0,8X7,7X40MM	100	17902.077.040
0,8X7,7X50MM	100	17902.077.050
1,0X6,0X20MM	100	17902.106.020
1,0X6,0X25MM	100	17902.106.025
1,0X6,0X30MM	100	17902.106.030
1,0X6,0X44MM	100	17902.106.044
1,0X6,0X50MM	100	17902.106.050
1,0X8,0X25MM	100	17902.108.025
1,0X8,0X30MM	100	17902.108.030
1,0X8,0X35MM	100	17902.108.035
1,0X10,0X25MM	100	17902.110.025
1,0X10,0X35MM	100	17902.110.035
1,0X10,0X40MM	100	17902.110.040
1,0X10,0X60MM	100	17902.110.060
1,0X10,0X75MM	100	17902.110.075
1,0X10,0X100MM	100	17902.110.100
1,5X8,5X25MM	100	17902.158.025
1,5X8,5X35MM	100	17902.158.035
1,5X9,0X40MM	100	17902.159.040
1,5X9,0X75MM	100	17902.159.075
1,5X10,0X35MM	100	17902.160.035
1,5X10,0X50MM	100	17902.160.050
1,5X10,0X75MM	100	17902.160.075
1,5X10,0X100MM	100	17902.160.100

d x D_a x L_t	✉	Kód výrobku
1,5X12,0X40MM	100	17902.162.040
1,5X12,0X75MM	100	17902.162.075
1,5X14,0X40MM	100	17902.164.040
1,5X14,0X60MM	100	17902.164.060
1,5X14,0X75MM	100	17902.164.075
1,5X14,0X100MM	50	17902.164.100
2,0X12,0X35MM	100	17902.212.035
2,0X12,0X50MM	100	17902.212.050
2,0X12,0X75MM	100	17902.212.075
2,0X14,0X50MM	100	17902.214.050
2,0X14,0X75MM	100	17902.214.075
2,0X14,0X100MM	50	17902.214.100
2,0X20,0X60MM	50	17902.220.060
2,0X20,0X75MM	50	17902.220.075
2,0X20,0X100MM	50	17902.220.100
2,25X14,0X50MM	100	17902.239.050
2,25X14,0X75MM	100	17902.239.075
2,25X14,0X100MM	50	17902.239.100
2,25X17,0X60MM	100	17902.242.060
2,25X17,0X75MM	50	17902.242.075
2,25X17,0X100MM	25	17902.242.100
2,25X22,0X60MM	100	17902.247.060
2,25X22,0X75MM	50	17902.247.075
2,25X22,0X100MM	25	17902.247.100

- UPOZORNĚNÍ: Elektrolytické pokovení těchto produktů může způsobit vodíkovou křehkost.

Kulová rukojeť

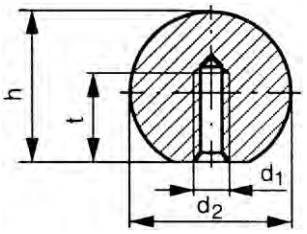

DIN ≈319

Technické údaje

d_1 x d_2	h	P	t
M3x10	9.5	0.5	5
M4x12	11	0.7	7.5
M4x16	15	0.7	7.5
M4x20	18	0.7	10.5
M5x16	15	0.8	7.5
M5x20	18	0.8	10.5
M5x25	22.5	0.8	13.5
M6x16	15	1	7.5
M6x20	18	1	10.5
M6x25	22.5	1	13.5
M6x32	29	1	16
M8x20	18	1.25	10.5
M8x25	13.5	1.25	13.5
M8x32	29	1.25	16
M8x35	21	1.25	13.5

d_1 x d_2	h	P	t
M8x36	34	1.25	16
M8x40	37	1.25	21
M10x32	29	1.5	16
M10x35	21	1.5	13.5
M10x40	37	1.5	21
M10x45	43	1.5	21
M10x50	46	1.5	25
M12x40	37	1.75	21
M12x45	43	1.75	21
M12x50	46	1.75	25
M12x60	57	1.75	30
M14x40	37	1.75	21
M16x50	46	2	25
M16x60	57	2	30

Skupiny produktů

Závit	Materiál	Třída	Barva	Kód	Strana
M	Plast PF	FS31	Černá	56914	12-75
M	Plast PF	FS31	Černá	56916	12-75

56914 Kulová rukojeť typ C — W03F

Závit Metrický závit
Materiál Plast Fenolformaldehyd (bakelit)
Třída FS31
Barva Černá

DIN ≈319 C

d_1 x d_2	✉	Kód výrobku
M3X10	5	56914.030.010
M4X12	5	56914.040.012
M4X16	5	56914.040.016
M4X20	5	56914.040.020
M5X16	5	56914.050.016
M5X20	5	56914.050.020
M5X25	5	56914.050.025
M6X16	5	56914.060.016
M6X20	5	56914.060.020
M6X25	5	56914.060.025
M6X32	5	56914.060.032
M8X20	5	56914.080.020
M8X25	5	56914.080.025
M8X32	5	56914.080.032
M8X35	5	56914.080.035
M8X40	5	56914.080.040
M10X32	5	56914.100.032
M10X35	5	56914.100.035
M10X40	5	56914.100.040
M10X45	5	56914.100.045
M10X50	5	56914.100.050
M12X40	5	56914.120.040
M12X45	5	56914.120.045
M12X50	5	56914.120.050
M14X40	5	56914.140.040
M16X50	5	56914.160.050
M16X60	5	56914.160.060

56916 Kulová rukojeť typ E — W03F

Závit Metrický závit
Materiál Plast Fenolformaldehyd (bakelit)
Třída FS31
Barva Černá

DIN ≈319 E

d_1 x d_2	✉	Kód výrobku
M4X16	10	56916.040.016
M5X20	10	56916.050.020
M5X25	10	56916.050.025
M6X25	5	56916.060.025
M6X32	5	56916.060.032
M8X32	5	56916.080.032
M8X36	5	56916.080.036
M8X40	5	56916.080.040
M10X40	5	56916.100.040
M10X45	5	56916.100.045
M10X50	5	56916.100.050
M12X40	5	56916.120.040
M12X50	5	56916.120.050
M12X60	5	56916.120.060
M16X60	5	56916.160.060

56916 **Kulová rukojeť typ E** ←

- S ocelovou pozinkovanou závitovou vložkou, rozměry M4 x 16 a M16 x 60 s mosaznou závitovou vložkou.

Kulová rukojeť s kuželovým otvorem

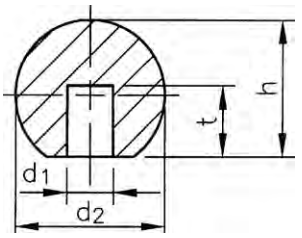

DIN **≈319 M**



Technické údaje

d_1 x d_2	h	t	d_1 x d_2	h	t
4x16	15	9	**10x32**	29	15
5x20	18	12	**10x40**	37	20
6x25	22.5	15	**12x40**	37	20
8x25	22.5	15	**12x50**	46	22
8x32	29	15	**16x50**	46	22

56915 **Kulová rukojeť s kuželovým otvorem** **W03F**

Materiál Plast Fenolformaldehyd (bakelit)
Třída FS31
Barva Černá

d_1 x d_2	✉	Kód výrobku	d_1 x d_2	✉	Kód výrobku	d_1 x d_2	✉	Kód výrobku
4X16MM	10	56915.040.016	8X32MM	5	56915.080.032	12X40MM	5	56915.120.040
5X20MM	10	56915.050.020	10X32MM	5	56915.100.032	12X50MM	5	56915.120.050
6X25MM	5	56915.060.025	10X40MM	5	56915.100.040	16X50MM	5	56915.160.050
8X25MM	5	56915.080.025						

Hvězdicová rukojeť typ L

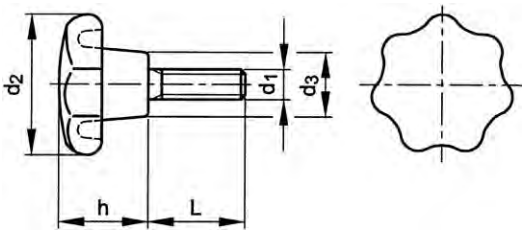

DIN **≈6336 L**

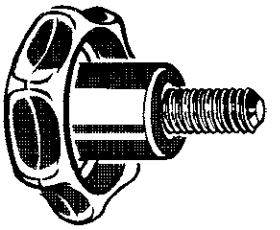

Technické údaje

d_1	d_2	d_3	h	P
M5	25	12	16	0.8
M6	32	14	20	1
M8	40	16	25	1.25
M10	50	21	32	1.5

56922 **Hvězdicová rukojeť typ L** **W03F**

Závit Metrický závit
Materiál Plast Fenolformaldehyd (bakelit)
Třída FS31
Barva Černá

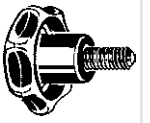

d_1 x L	✉	Kód výrobku	d_1 x L	✉	Kód výrobku	d_1 x L	✉	Kód výrobku
M5X15	10	56922.050.015	M8X15	10	56922.080.015	M10X15	5	56922.100.015
M5X20	10	56922.050.020	M8X20	10	56922.080.020	M10X20	5	56922.100.020
M6X15	10	56922.060.015	M8X25	10	56922.080.025	M10X25	5	56922.100.025
M6X20	10	56922.060.020	M8X30	10	56922.080.030	M10X30	5	56922.100.030
M6X25	10	56922.060.025	M8X40	10	56922.080.040	M10X35	5	56922.100.035
M6X30	10	56922.060.030	M8X50	10	56922.080.050			

- S ocelovým závitovým čepem.

Hvězdicová rukojeť typ K

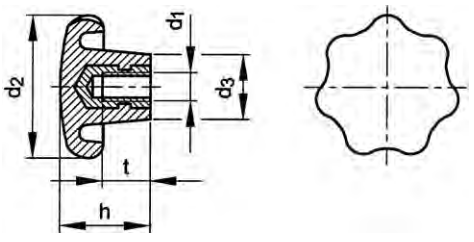

DIN **≈6336 K**

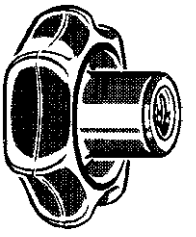

Technické údaje

d_1 x d_2	d_2	d_3	h	P	t
M4x20	20	10	17	0.7	8
M5x25	25	12	16	0.8	10.5
M5x32	32	14	20	0.8	10.5
M6x32	32	14	20	1	13.5
M6x40	40	16	25	1	13.5
M8x40	40	16	25	1.25	16
M8x50	50	21	32	1.25	16
M8x63	63	23	40	1.25	16
M10x50	50	21	32	1.5	21
M10x63	63	23	40	1.5	21
M12x50	50	21	32	1.75	21
M12x63	63	23	40	1.75	25
M12x80	80	34	48	1.75	25
M16x80	80	34	48	2	30

56921 Hvězdicová rukojeť typ K — W03F

Závit	Metrický závit
Materiál	Plast Fenolformaldehyd (bakelit)
Třída	FS31
Barva	Černá

d_1 x d_2	✉	Kód výrobku	d_1 x d_2	✉	Kód výrobku	d_1 x d_2	✉	Kód výrobku
M4X20	10	56921.040.020						
			M8X40	10	56921.080.040	M12X50	5	56921.120.050
M5X25	10	56921.050.025	M8X50	10	56921.080.050	M12X63	5	56921.120.063
M5X32	10	56921.050.032	M8X63	10	56921.080.063	M12X80	5	56921.120.080
M6X32	10	56921.060.032	M10X50	5	56921.100.050	M16X80	5	56921.160.080
M6X40	10	56921.060.040	M10X63	5	56921.100.063			

- S ocelovou pozinkovanou závitovou vložkou, rozměr M4 x 20 s mosaznou závitovou vložkou.

Otočná rukojeť se 4 výstupky

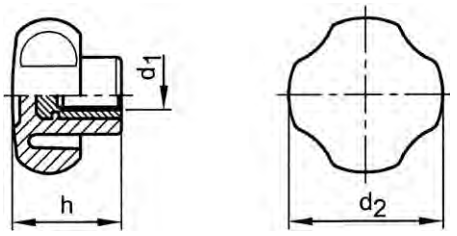

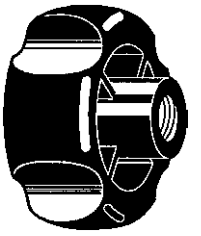

Technické údaje

d_1	d_2	h	P	d_1	d_2	h	P
M4	20	13	0.7	**M8**	40	28	1.25
M5	20	13	0.8	**M10**	50	32	1.5
M6	25	15	1	**M12**	60	38	1.75

Skupiny produktů

Závit	Materiál		Barva	Kód	Strana
M	SVP		Černá	57040	12-78
M	SVP	průchozí	Černá	57041	12-78
M	SVP	se šroubem	Černá	57043	12-79

57040 Otočná rukojeť s mosaznou závitovou vložkou — W03A

Závit	Metrický závit
Materiál	Sklolaminátem vyztužený plast
Barva	Černá

d_1	✉	Kód výrobku	d_1	✉	Kód výrobku	d_1	✉	Kód výrobku
M4	10	57040.040.001	M6	10	57040.060.001	M10	5	57040.100.001
M5	10	57040.050.001	M8	10	57040.080.001	M12	5	57040.120.001

57041 Otočná rukojeť průchozí — W03A

Závit	Metrický závit
Materiál	Sklolaminátem vyztužený plast
Barva	Černá

d_1	✉	Kód výrobku	d_1	✉	Kód výrobku	d_1	✉	Kód výrobku
M4	10	57041.040.001	M6	10	57041.060.001	M10	5	57041.100.001
M5	10	57041.050.001	M8	10	57041.080.001	M12	5	57041.120.001

57043 **Otočná rukojeť s pozinkovaným šroubem** **W03A**

Závit Metrický závit
Materiál Sklolaminátem vyztužený plast
Barva Černá

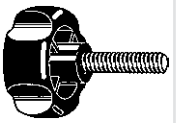

d_1 x L	✉	Kód výrobku	d_1 x L	✉	Kód výrobku	d_1 x L	✉	Kód výrobku
M4X10	10	57043.040.010	M6X15	10	57043.060.015	M10X30	5	57043.100.030
M5X16	10	57043.050.015	M8X30	10	57043.080.030	M12X50	5	57043.120.050

Otočná rukojeť se 4 výstupky

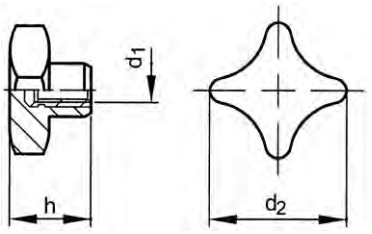

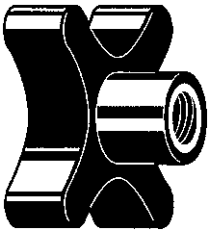

Technické údaje

d_1	d_2	h	P	d_1	d_2	h	P
M6	40	24	1	**M10**	50	28.5	1.5
M8	40	24	1.25	**M12**	60	33	1.75

Skupiny produktů

Závit	Materiál		Barva	Kód	Strana
M	SVP		Černá	57045	12-79
M	SVP	se šroubem	Černá	57046	12-79
M	SVP	průchozí	Černá	57048	12-79

57045 **Otočná rukojeť s mosaznou závitovou vložkou** **W03A**

Závit Metrický závit
Materiál Sklolaminátem vyztužený plast
Barva Černá

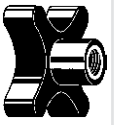

d_1	✉	Kód výrobku	d_1	✉	Kód výrobku	d_1	✉	Kód výrobku
M6	10	57045.060.001	M10	5	57045.100.001	M12	5	57045.120.001
M8	10	57045.080.001						

57046 **Otočná rukojeť s pozinkovaným šroubem** **W03A**

Závit Metrický závit
Materiál Sklolaminátem vyztužený plast
Barva Černá

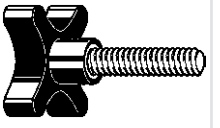

d_1 x L	✉	Kód výrobku	d_1 x L	✉	Kód výrobku	d_1 x L	✉	Kód výrobku
M6X20	10	57046.060.020	M10X40	5	57046.100.040	M12X50	5	57046.120.050
M8X30	10	57046.080.030						

57048 **Otočná rukojeť průchozí s mosaznou závitovou vložkou** **W03A**

Závit Metrický závit
Materiál Sklolaminátem vyztužený plast
Barva Černá

d_1	✉	Kód výrobku	d_1	✉	Kód výrobku	d_1	✉	Kód výrobku
M6	10	57048.060.001	M10	5	57048.100.001	M12	5	57048.120.001
M8	10	57048.080.001						

Kotoučová rukojeť

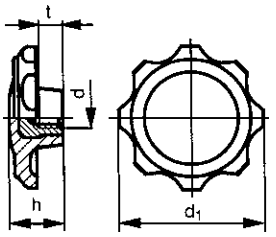

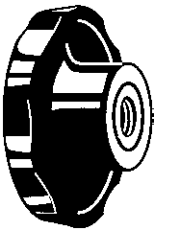

Technické údaje

d x d_1 x h	P	d x d_1 x h	P
M5x30x20	0.8	M8x40x24	1.25
M6x30x20	1	M8x50x16	1.25
M6x30x24	1	M10x50x28.5	1.5
M6x40x14.5	1	M10x70x20	1.5
M6x40x24	1	M12x60x33	1.75

Skupiny produktů

Závit	Materiál		Barva	Kód	Strana
M	SVP		Černá	57090	12-80
M	SVP	průchozí	Černá	57091	12-80
M	SVP	se šroubem	Černá	57092	12-80
M	SVP		Černá	57011	12-81
M	SVP	se šroubem	Černá	57012	12-81

57090 Kotoučová rukojeť s mosazným závitovým pouzdrem — W03A

Závit Metrický závit
Materiál Sklolaminátem vyztužený plast
Barva Černá

d x d_1 x h	✉	Kód výrobku	d x d_1 x h	✉	Kód výrobku	d x d_1 x h	✉	Kód výrobku
M6X30X24	10	57090.060.001	M10X50X28.5	5	57090.100.001	M12X60X33	5	57090.120.001
M8X40X24	10	57090.080.001						

57091 Otoučová rukojeť průchozí — W03A

Závit Metrický závit
Materiál Sklolaminátem vyztužený plast
Barva Černá

d x d_1 x h	✉	Kód výrobku	d x d_1 x h	✉	Kód výrobku	d x d_1 x h	✉	Kód výrobku
M6X40X24	10	57091.060.001	M10X50X28,5	5	57091.100.001	M12X60X33	5	57091.120.001
M8X40X24	10	57091.080.001						

57092 Otoučová rukojeť s pozinkovaným šroubem — W03A

Závit Metrický závit
Materiál Sklolaminátem vyztužený plast
Barva Černá

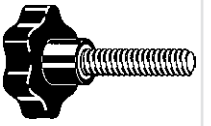

d x L	✉	Kód výrobku	d x L	✉	Kód výrobku	d x L	✉	Kód výrobku
M6X20	10	57092.060.020	M10X30	5	57092.100.030	M12X50	5	57092.120.050
M8X30	10	57092.080.030						

57011 Otoučová rukojeť s nerezovou závitovou vložkou A1 W03A

Závit Metrický závit
Materiál Sklolaminátem vyztužený plast
Barva Černá

d x d_1 x h	✉	Kód výrobku	d x d_1 x h	✉	Kód výrobku	d x d_1 x h	✉	Kód výrobku
M5X30X20	10	57011.050.001	M8X40X24	10	57011.080.001	M12X60X33	5	57011.120.001
M6X30X20	10	57011.060.001	M10X50X28.5	5	57011.100.001			

57012 Kotoučová rukojeť s nerezovým šroubem A2 W03A

Závit Metrický závit
Materiál Sklolaminátem vyztužený plast
Barva Černá

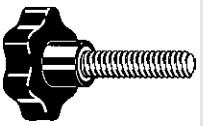

d x L	✉	Kód výrobku	d x L	✉	Kód výrobku	d x L	✉	Kód výrobku
M5X15	10	57012.050.015	M8X20	10	57012.080.020	M12X40	5	57012.120.040
M6X20	10	57012.060.020	M10X30	5	57012.100.030			

Trojcípá rukojeť

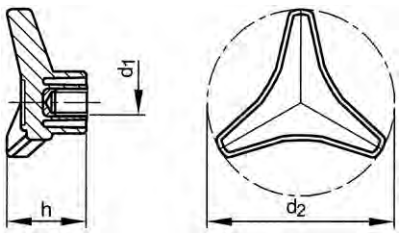

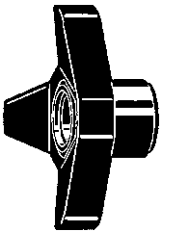

Technické údaje

d_1	d_2	h	P	d_1	d_2	h	P
M8	85	36	1.25	**M12**	105	45	1.75
M10	85	36	1.5	**M14**	105	45	2

Skupiny produktů

Závit	Materiál		Barva	Kód	Strana
M	SVP		Černá	57020	12-81
M	SVP	se šroubem	Černá	57021	12-81
M	SVP	průchozí	Černá	57023	12-82

57020 Trojcípá rukojeť s mosaznou závitovou vložkou W03A

Závit Metrický závit
Materiál Sklolaminátem vyztužený plast
Barva Černá

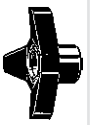

d_1	✉	Kód výrobku	d_1	✉	Kód výrobku	d_1	✉	Kód výrobku
M8	10	57020.080.001	M12	5	57020.120.001	M14	5	57020.140.001
M10	10	57020.100.001						

57021 Trojcípá rukojeť s pozinkovaným šroubem W03A

Závit Metrický závit
Materiál Sklolaminátem vyztužený plast
Barva Černá

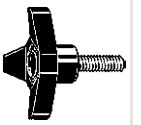

d_1 x L	✉	Kód výrobku	d_1 x L	✉	Kód výrobku	d_1 x L	✉	Kód výrobku
M8X30	10	57021.080.030	M12X50	5	57021.120.050	M14X50	5	57021.140.050
M10X40	10	57021.100.040						

57023 **Trojcípá rukojeť průchozí s mosaznou závitovou vložkou** **W03A**

Závit Metrický závit
Materiál Sklolaminátem vyztužený plast
Barva Černá

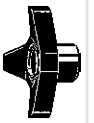

d_1	✉	Kód výrobku	d_1	✉	Kód výrobku	d_1	✉	Kód výrobku
M8	10	57023.080.001	M12	5	57023.120.001	M14	5	57023.140.001
M10	10	57023.100.001						

Pětipaprsková rukojeť

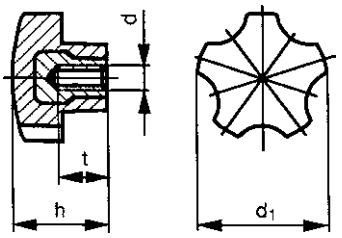

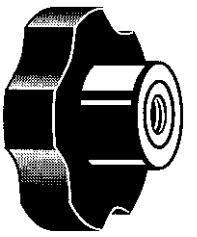

Technické údaje

d	d_1	h	P	d	d_1	h	P
M5	32	22.4	0.8	**M8**	40	28	1.25
M6	32	22.4	1	**M10**	40	28	1.5

56970 **Pětipaprsková rukojeť** **W03A**

Závit Metrický závit
Materiál Plast Fenolformaldehyd (bakelit)
Třída FS31
Barva Černá

d x t	✉	Kód výrobku	d x t	✉	Kód výrobku	d x t	✉	Kód výrobku
M5X10	10	56970.050.010	M8X14	10	56970.080.014	M10X14	5	56970.100.014
M6X9	10	56970.060.009						

- S mosaznou závitovou vložkou, rozměry M8 x 14 a M10 x 14 s ocelovou pozinkovanou závitovou vložkou.

Rýhovaný knoflík pro šestihranné šrouby a matice

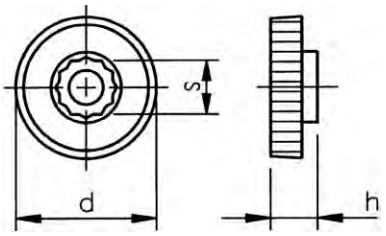

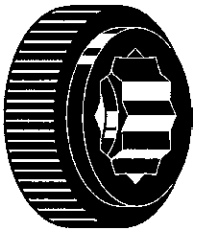

Technické údaje

Pro použití s x d	d	s
M4x13	13	7
M4x17	17	7
M5x17	17	8
M5x20	20	8
M6x20	20	10

Pro použití s x d	d	s
M6x25	25	10
M8x25	25	13
M8x36	36	13
M10x36	36	17

Skupiny produktů

Závit	Materiál		Barva	Kód	Strana
M	Plast POM	tenký	Černá	56730	12-83
M	Plast POM	vysoký	Černá	56735	12-83

56730 Nízký rýhovaný knoflík pro šestihranné šrouby a matice — W02A

Závit Metrický závit
Materiál Plast Polyoxymetylén
Barva Černá

Pro použití s x d x h	✉	Kód výrobku	Pro použití s x d x h	✉	Kód výrobku	Pro použití s x d x h	✉	Kód výrobku
M4X13x4,5	100	56730.040.013	M5X20x6,5	100	56730.050.020	M8X25x8	100	56730.080.025
M4X17x5,5	100	56730.040.017	M6X20x6,5	100	56730.060.020	M8X36x10	100	56730.080.036
M5X17x5,5	100	56730.050.017	M6X25x8	100	56730.060.025	M10X36x10	100	56730.100.036

56735 Vysoký rýhovaný knoflík pro šestihranné šrouby a matice — W02A

Závit Metrický závit
Materiál Plast Polyoxymetylén
Barva Černá

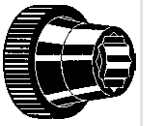

Pro použití s x d x h	✉	Kód výrobku	Pro použití s x d x h	✉	Kód výrobku	Pro použití s x d x h	✉	Kód výrobku
M4X13x9,5	100	56735.040.013	M5X20x15	100	56735.050.020	M8X25x18	100	56735.080.025
M4X17x11,5	100	56735.040.017	M6X20x15	100	56735.060.020	M8X36x23	100	56735.080.036
M5X17x11,5	100	56735.050.017	M6X25x18	100	56735.060.025	M10X36x23	100	56735.100.036

Rýhovaný knoflík pro šroub s vnitřním šestihranem

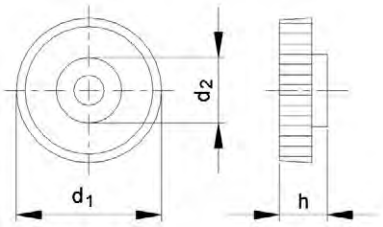

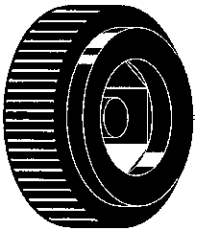

Technické údaje

Pro použití s x d_1	d_1	d_2	h	Pro použití s x d_1	d_1	d_2	h
M3x11	11	5.5	4.5	M6x20	20	10	7.5
M4x13	13	7	5.5	M6x25	25	10	7.5
M4x17	17	7	5.5	M8x25	25	13	9.5
M5x17	17	8.5	6.5	M8x36	36	13	9.5
M5x20	20	8.5	6.5	M10x36	36	16	12

56740 **Rýhovaný knoflík pro šroub s vnitřním šestihranem** **W02A**

Závit Metrický závit
Materiál Plast Polyoxymetylén
Barva Černá

Pro použití s x d_1	✉	Kód výrobku	Pro použití s x d_1	✉	Kód výrobku	Pro použití s x d_1	✉	Kód výrobku
M3X11	100	56740.030.011	M5X20	100	56740.050.020	M8X25	100	56740.080.025
M4X13	100	56740.040.013	M6X20	100	56740.060.020	M8X36	100	56740.080.036
M4X17	100	56740.040.017	M6X25	100	56740.060.025	M10X36	100	56740.100.036
M5X17	100	56740.050.017						

Rýhovaný knoflík

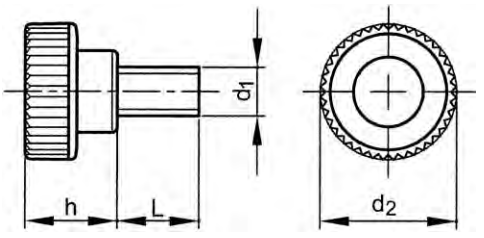



Technické údaje

d_1	d_2	h	P	d_1	d_2	h	P
M5	21	15	0.8	M8	26	18	1.25
M6	21	15	1	M10	33	23	1.5

Skupiny produktů

Závit	Materiál		Barva	Kód	Strana
M	SVP	se šroubem	Černá	57025	12-84
M	SVP	se závitovou vložkou	Černá	57027	12-85
M	SVP	průchozí se závitovou vložkou	Černá	57028	12-85

57025 **Rýhovaný knoflík s pozinkovaným šroubem** **W03A**

Závit Metrický závit
Materiál Sklolaminátem vyztužený plast
Barva Černá

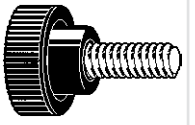

d_1 x L	✉	Kód výrobku	d_1 x L	✉	Kód výrobku	d_1 x L	✉	Kód výrobku
M5X15	10	57025.050.015	M8X25	10	57025.080.025	M10X30	5	57025.100.030
M6X20	10	57025.060.020						

57027 **Rýhovaný knoflík s mosaznou závitovou vložkou** **W03A**

Závit Metrický závit
Materiál Sklolaminátem vyztužený plast
Barva Černá

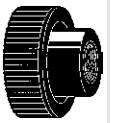

d_1	✉	Kód výrobku	d_1	✉	Kód výrobku	d_1	✉	Kód výrobku
M5	10	57027.050.001	M8	10	57027.080.001	M10	5	57027.100.001
M6	10	57027.060.001						

57028 **Rýhovaný knoflík průchozí s mosaznou závitovou vložkou** **W03A**

Závit Metrický závit
Materiál Sklolaminátem vyztužený plast
Barva Černá

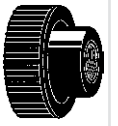

d_1	✉	Kód výrobku	d_1	✉	Kód výrobku	d_1	✉	Kód výrobku
M5	10	57028.050.001	M8	10	57028.080.001	M10	5	57028.100.001
M6	10	57028.060.001						

Rýhovaný knoflík

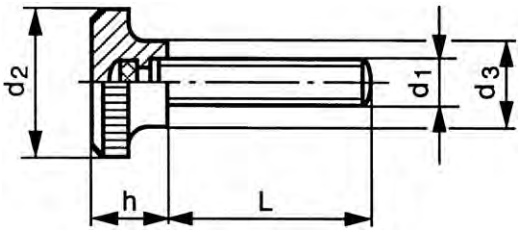

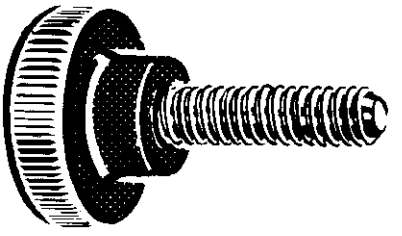

Technické údaje

Typ	d_1	d_2	d_3	h	P
700	M5	18	10	12	0.8
710	M6	22	12	13	1
711	M8	26	15	13	1.25

56931 **Rýhovaný knoflík** **W03F**

Závit Metrický závit
Materiál Plast Fenolformaldehyd (bakelit)
Třída FS31
Barva Černá

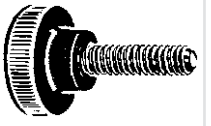

Typ-d_1 x L	✉	Kód výrobku	Typ-d_1 x L	✉	Kód výrobku	Typ-d_1 x L	✉	Kód výrobku
700-M5X20	10	56931.050.020	710-M6X30	10	56931.060.030	711-M8X30	10	56931.080.030
700-M5X30	10	56931.050.030	711-M8X20	10	56931.080.020	711-M8X40	10	56931.080.040
710-M6X20	10	56931.060.020						

- Dle dostupnosti lze závitový čep dodat pozinkovaný nebo pozinkovaný a žlutě pasivovaný.

Rýhovaný knoflík

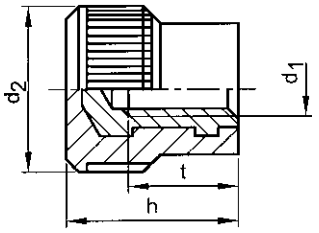

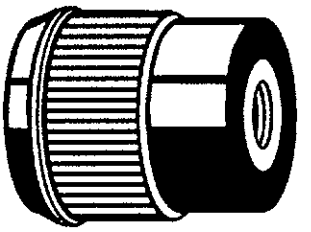

Technické údaje

d_1	d_2	h	P
M3	12	13.5	0.5
M4	12	13.5	0.7
M5	15	15.5	0.8
M6	15	15.5	1

56972 **Rýhovaný knoflík s mosaznou závitovou vložkou** **W03A**

Závit Metrický závit
Materiál Plast Fenolformaldehyd (bakelit)
Třída FS31
Barva Černá

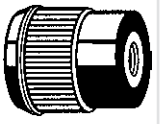

d_1 x t	✉	Kód výrobku	d_1 x t	✉	Kód výrobku	d_1 x t	✉	Kód výrobku
M3X6,5	25	56972.030.006	M5X10	10	56972.050.010	M6X9	10	56972.060.009
M4X10	25	56972.040.010						

Křídlatá matice

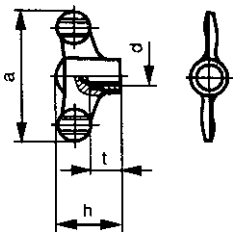

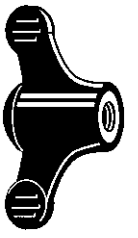

Technické údaje

d	a	h	P	t
M5	50	24	0.8	10
M6	50	24	1	10
M8	75	35	1.25	14
M10	75	35	1.5	14

56966 **Křídlatá matice** **W03A**

Závit Metrický závit
Materiál Plast Polyamid (nylon)
Třída 6
Barva Černá

d	✉	Kód výrobku	d	✉	Kód výrobku	d	✉	Kód výrobku
M5	10	56966.050.001	M8	5	56966.080.001	M10	5	56966.100.001
M6	10	56966.060.001						

- S ocelovou pozinkovanou, žlutě pasivovanou závitovou vložkou.

Křídlatá matice

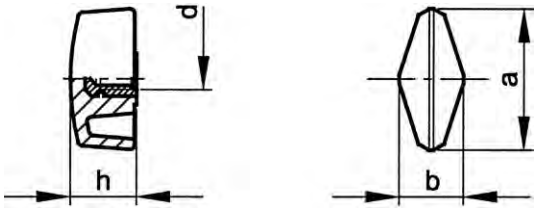

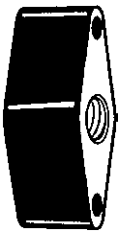

Technické údaje

d	a	b	h	P
M5	33	15	16.5	0.8
M6	33	15	16.5	1
M8	33	15	16.5	1.25
M10	45	19	17	1.5

57051 **Křídlatá matice s mosaznou závitovu vložkou** **W03A**

Závit Metrický závit
Materiál Sklolaminátem vyztužený plast
Barva Černá

d	✉	Kód výrobku	d	✉	Kód výrobku	d	✉	Kód výrobku
M5	10	57051.050.001	M8	10	57051.080.001	M10	5	57051.100.001
M6	10	57051.060.001						

- Tvar u rozměru M10 se odchyluje.

Křídlatý šroub

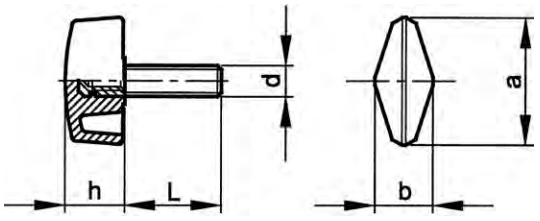

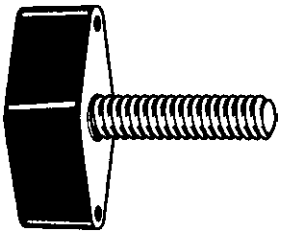

Technické údaje

d	a	b	h	P
M5	33	15	16.5	0.8
M6	33	15	16.5	1
M8	33	15	16.5	1.25
M10	45	19	17	1.5

57050 **Křídlatý šroub pozinkovaný** **W03A**

Závit Metrický závit
Materiál Sklolaminátem vyztužený plast
Barva Černá

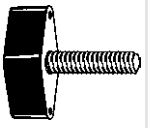

d x L	✉	Kód výrobku	d x L	✉	Kód výrobku	d x L	✉	Kód výrobku
M5X15	10	57050.050.015	M8X25	10	57050.080.025	M10X30	5	57050.100.030
M6X20	10	57050.060.020						

- Tvar u rozměru M10 se odchyluje.

T-držadlo

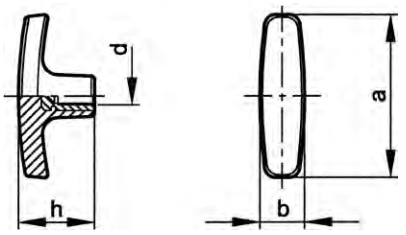

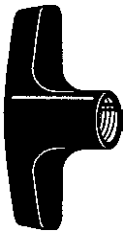

Technické údaje

d	a	b	h	P
M5	50	15	24	0.8
M6	60	17	33	1
M8	60	17	33	1.25
M10	72	18	35	1.5

Skupiny produktů

Závit	Materiál		Barva	Kód	Strana
M	SVP	with threaded bush	Černá	57053	12-88
M	SVP	se šroubem	Černá	57054	12-88

57053 **T-držadlo s mosaznou závitovou vložkou** **W03A**

Závit Metrický závit
Materiál Sklolaminátem vyztužený plast
Barva Černá

d	✉	Kód výrobku	d	✉	Kód výrobku	d	✉	Kód výrobku
M5	10	57053.050.001	M8	10	57053.080.001	M10	5	57053.100.001
M6	10	57053.060.001						

57054 **T-držadlo s pozinkovaným šroubem** **W03A**

Závit Metrický závit
Materiál Sklolaminátem vyztužený plast
Barva Černá

d x L	✉	Kód výrobku	d x L	✉	Kód výrobku	d x L	✉	Kód výrobku
M5X20	10	57054.050.020	M8X20	10	57054.080.020	M10X30	5	57054.100.030
M6X20	10	57054.060.020						

Můstková rukojeť (obloukové držadlo) se závitovými pouzdry

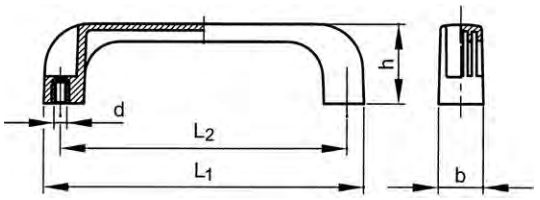

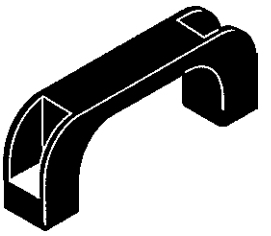

Technické údaje

d x L_1	b	h	L_2	P
M5x110	21	37	94	0.8
M6x139	24	40	120	1
M6x151	26	43	132	1
M8x200	28	50	180	1.25
M10x260	32	53	235	1.5

57067 **Můstková rukojeť (obloukové držadlo) se závitovými pouzdry** **W03A**

Závit Metrický závit
Materiál Sklolaminátem vyztužený plast

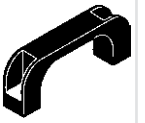

d x L_1	✉	Kód výrobku	d x L_1	✉	Kód výrobku	d x L_1	✉	Kód výrobku
M5X110	5	57067.050.110	M6X151	5	57067.060.151	M10X260	2	57067.100.260
M6X139	5	57067.060.139	M8X200	2	57067.080.200			

Můstková rukojeť (obloukové držadlo)

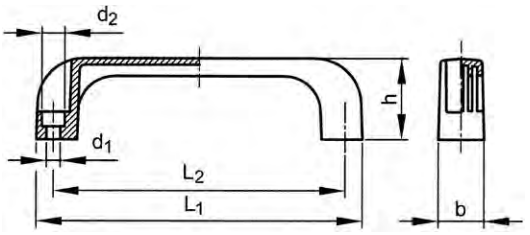

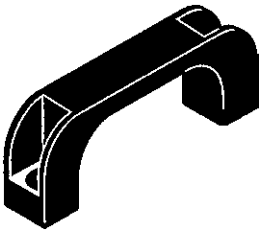

Technické údaje

d_1 x L_1	b	d_2	h	L_2
6.5x110	21	11	37	94
6.5x139	24	14	40	120
8.5x151	26	14	43	132
8.5x200	28	14.5	50	180
10.5x260	32	17	53	235

57066 **Můstková rukojeť (obloukové držadlo)** **W03A**

Materiál Sklolaminátem vyztužený plast
Barva Černá

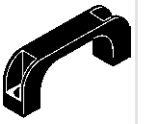

d_1 x L_1	✉	Kód výrobku	d_1 x L_1	✉	Kód výrobku	d_1 x L_1	✉	Kód výrobku
6,5X110MM	5	57066.065.110	8,5X151MM	5	57066.085.151	10,5X260MM	2	57066.105.260
6,5X139MM	5	57066.065.139	8,5X200MM	2	57066.085.200			

Celistvá můstková rukojeť (obloukové držadlo)

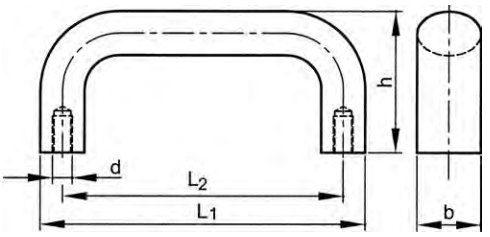



Technické údaje

d x L_1	b	h	L_2	P
M5x106.5	20	40.5	94	0.8
M6x134	25	50	117	1
M6x148	25	50	132	1
M8x168	29	58	150	1.25
M8x197	29	58	179	1.25

57014 **Celistvá můstková rukojeť (obloukové držadlo) s mosaznou závitovou vložkou** **W03A**

Závit Metrický závit
Materiál Sklolaminátem vyztužený plast
Barva Černá

d x L_1	✉	Kód výrobku	d x L_1	✉	Kód výrobku	d x L_1	✉	Kód výrobku
M5X106	5	57014.050.106	M6X148	5	57014.060.148	M8X197	2	57014.080.197
M6X134	5	57014.060.134	M8X168	2	57014.080.168			

Dutá můstková rukojeť (obloukové držadlo)

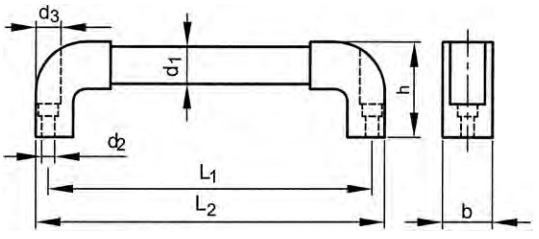

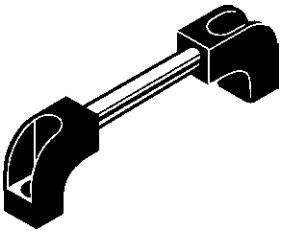

Technické údaje

d_1 x L_1	b	d_2	d_3	h	L_2
20x200	30	8.5	14	62	220
20x250	30	8.5	14	62	270
20x300	30	8.5	14	62	320
30x350	40	10.5	16	77	374
30x400	40	10.5	16	77	424
30x500	40	10.5	16	77	524

57015 **Dutá můstková rukojeť (obloukové držadlo)** **W03A**

Materiál Sklolaminátem vyztužený plast
Barva Černá

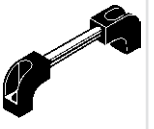

d_1 x L_1	✉	Kód výrobku	d_1 x L_1	✉	Kód výrobku	d_1 x L_1	✉	Kód výrobku
20X200MM	2	57015.020.200	20X300MM	2	57015.020.300	30X400MM	2	57015.030.400
20X250MM	2	57015.020.250	30X350MM	2	57015.030.350	30X500MM	2	57015.030.500

- S trubkovou rukojetí z eloxovaného hliníku.

Rukojeť

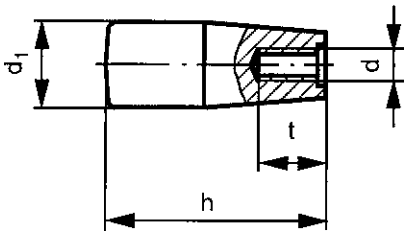



Technické údaje

d	d_1	h	P
M6	17	45	1
M8	17	45	1.25
M10	28	70	1.5

56955 **Rukojeť** **W03A**

Závit Metrický závit
Materiál Plast Fenolformaldehyd (bakelit)
Třída FS31
Barva Černá

d x t	✉	Kód výrobku	d x t	✉	Kód výrobku	d x t	✉	Kód výrobku
M6X14	10	56955.060.014	M8X16	10	56955.080.016	M10X28	5	56955.100.028

Rukojeť

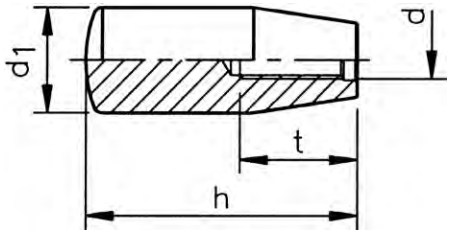

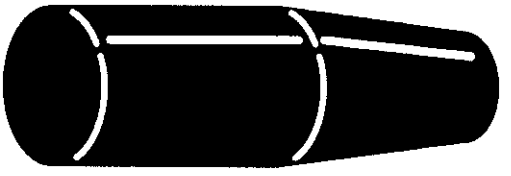

Technické údaje

d	d_1	h	P	t
M5	18	40	0.8	20
M6	20	50	1	20
M8	23	60	1.25	27
M10	27	80	1.5	34
M12	29	90	1.75	42

57030 **Rukojeť** **W03A**

Závit Metrický závit
Materiál Sklolaminátem vyztužený plast
Barva Černá

d	✉	Kód výrobku	d	✉	Kód výrobku	d	✉	Kód výrobku
M5	10	57030.050.001	M8	10	57030.080.001	M12	5	57030.120.001
M6	10	57030.060.001	M10	5	57030.100.001			

Vřetenová rukojeť

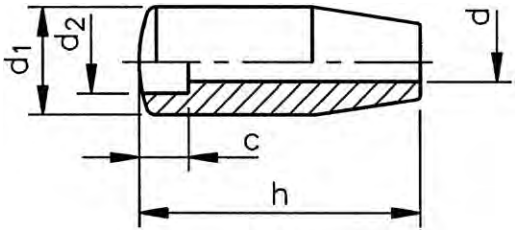

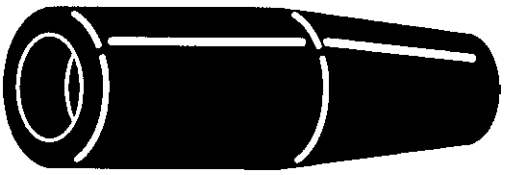

Technické údaje

d	c	d_1	d_2	h
6.5	6.5	20	10.5	50
8.5	8.5	23	13.5	60
10.5	10.5	27	16.5	80
12.5	12.5	29	19.5	90

57031 **Vřetenová rukojeť** **W03A**

Materiál Sklolaminátem vyztužený plast
Barva Černá

d	✉	Kód výrobku	d	✉	Kód výrobku	d	✉	Kód výrobku
6,5MM	10	57031.065.001	10,5MM	5	57031.105.001	12,5MM	5	57031.125.001
8,5MM	10	57031.085.001						

Rukojeť neotočná

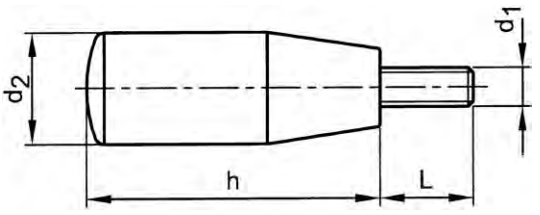

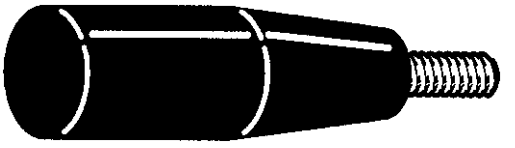

Technické údaje

d_1	d_2	h	P	d_1	d_2	h	P
M6	20	50	1	**M10**	27	80	1.5
M8	23	60	1.25	**M12**	29	90	1.75

57033 **Rukojeť neotočná** **W03A**

Závit Metrický závit
Materiál Sklolaminátem vyztužený plast
Barva Černá

d_1 x L	✉	Kód výrobku	d_1 x L	✉	Kód výrobku	d_1 x L	✉	Kód výrobku
M6X20	10	57033.060.020	M10X30	5	57033.100.030	M12X30	5	57033.120.030
M8X30	10	57033.080.030						

Rukojeť otočná

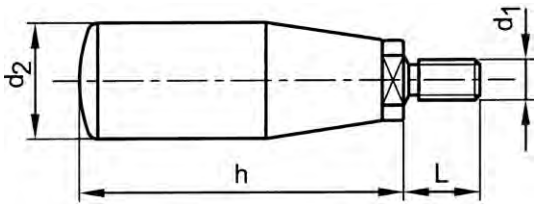

Technické údaje

d_1 x h	d_2	L	P
M6x55	20	12	1
M8x67	23	15	1.25
M8x73	23	12	1.25
M10x87	25	15	1.5

d_1 x h	d_2	L	P
M10x100	30	16	1.5
M12x97	29	15	1.75
M12x104	31	23	1.75

Skupiny produktů

Závit	Materiál	Třída	Barva	Kód	Strana
M	Plast PF	FS31	Černá	56988	12-93
M	SVP		Černá	57035	12-93

56988 **Rukojeť otočná** **W03F**

Závit Metrický závit
Materiál Plast Fenolformaldehyd (bakelit)
Třída FS31
Barva Černá

d_1 x h	✉	Kód výrobku	d_1 x h	✉	Kód výrobku	d_1 x h	✉	Kód výrobku
M8x73	10	56988.080.001	M10x100	5	56988.100.001	M12x104	5	56988.120.001

- S ocelovým pozinkovaným otočným šroubem.

57035 **Rukojeť otočná** **W03A**

Závit Metrický závit
Materiál Sklolaminátem vyztužený plast
Barva Černá

d_1 x h	✉	Kód výrobku	d_1 x h	✉	Kód výrobku	d_1 x h	✉	Kód výrobku
M6x55	10	57035.060.001	M10x87	5	57035.100.001	M12x97	5	57035.120.001
M8x67	10	57035.080.001						

- S ocelovým pozinkovaným otočným šroubem.

Rukojeť otočná

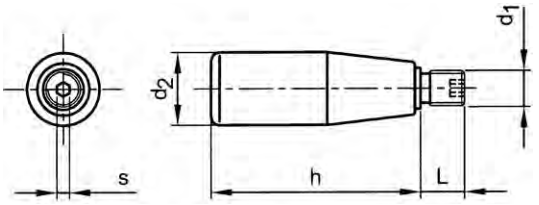

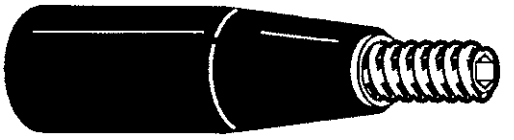

Technické údaje

d_1	d_2	h	L	P	s
M6	23	62	15	1	4
M8	23	62	15	1.25	4
M10	26	82	15	1.5	5
M12	26	82	15	1.75	5

57049 Rukojeť otočná **W03A**

Závit Metrický závit
Materiál Sklolaminátem vyztužený plast
Barva Černá

d_1	✉	Kód výrobku	d_1	✉	Kód výrobku	d_1	✉	Kód výrobku
M6	10	57049.060.001	M10	5	57049.100.001	M12	5	57049.120.001
M8	10	57049.080.001						

- S ocelovým pozinkovaným otočným šroubem s vnitřním šestihranem.

Sklopná rukojeť otočná

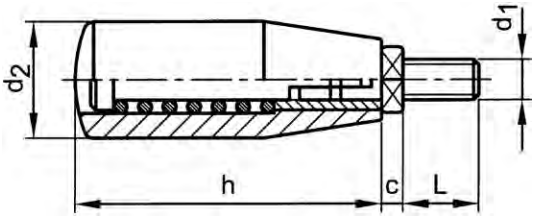

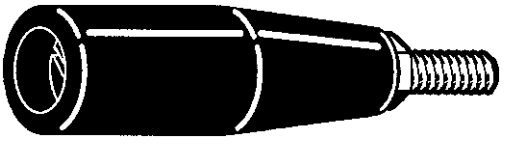

Technické údaje

d_1	c	d_2	h	L	P
M6	6	20	50	9	1
M8	6.5	25	78	16	1.25
M10	7.5	25	82	17	1.5

57037 Sklopná rukojeť otočná **W03A**

Závit Metrický závit
Materiál Sklolaminátem vyztužený plast
Barva Černá

d_1	✉	Kód výrobku	d_1	✉	Kód výrobku	d_1	✉	Kód výrobku
M6	10	57037.060.001	M8	10	57037.080.001	M10	5	57037.100.001

- S ocelovým pozinkovaným otočným šroubem.
- Odlišný tvar u rozměru M10.

Klika s rukojetí

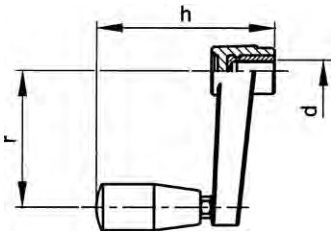

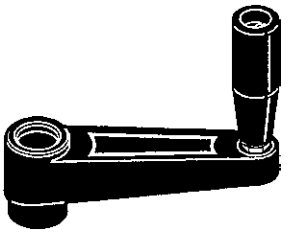

Technické údaje

d	h	P	r
M8	86	1.25	65
M10	87	1.5	80
M12	105	1.75	110

d	h	P	r
M14	127	2	140
M16	141	2	185

57063 **Klika s rukojetí a mosaznou závitovou vložkou** **W03A**

Závit Metrický závit
Materiál Sklolaminátem vyztužený plast
Barva Černá

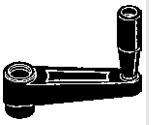

d	✉	Kód výrobku	d	✉	Kód výrobku	d	✉	Kód výrobku
M8	2	57063.080.001	M12	2	57063.120.001	M16	1	57063.160.001
M10	2	57063.100.001	M14	1	57063.140.001			

Klika se sklopnou rukojetí

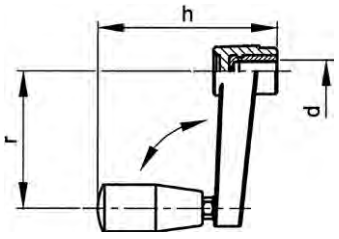

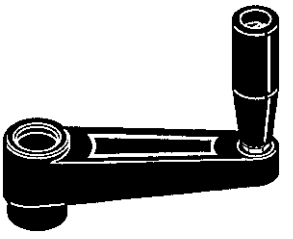

Technické údaje

d	h	P	r
M8	86	1.25	65
M10	87	1.5	80
M12	115	1.75	110

d	h	P	r
M14	137	2	140
M16	151	2	185

57064 **Klika se sklopnou rukojetí s mosaznou závitovou vložkou** **W03A**

Závit Metrický závit
Materiál Sklolaminátem vyztužený plast
Barva Černá

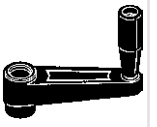

d	✉	Kód výrobku	d	✉	Kód výrobku	d	✉	Kód výrobku
M8	2	57064.080.001	M12	2	57064.120.001	M16	1	57064.160.001
M10	2	57064.100.001	M14	1	57064.140.001			

Řadící páka s kulovou rukojetí

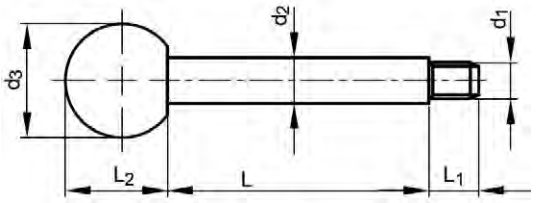

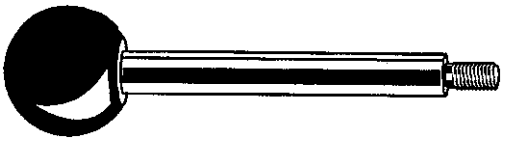

Technické údaje

d_1	d_2	d_3	L_1	L_2	P
M6	8	20	9	18	1
M8	10	25	13	22.5	1.25
M10	12	32	15	29	1.5

57003 **Řadící páka s kulovou rukojetí, typ A** **W03A**

Závit Metrický závit
Materiál Automatová ocel

d_1 x L	✉	Kód výrobku	d_1 x L	✉	Kód výrobku	d_1 x L	✉	Kód výrobku
M6X65	5	57003.060.065	M8X80	5	57003.080.080	M10X80	5	57003.100.080

- S plastovou Kulovou rukojetí (FS31).

Plochá tažná páka zdvižná

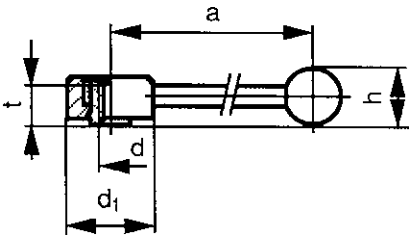

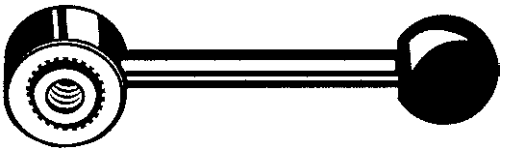

Technické údaje

d_1 x a	a	d_2	h	P
M8x97	97	33	25	1.25
M8x102	102	33	25	1.25
M10x118	118	41	32	1.5
M10x130	130	41	30	1.5
M12x118	11	41	8	1.75
M12x130	130	41	30	1.75
M16x143	143	45	32	2
M16x148	148	45	37	2

- S Černá plastovu (FS31) kulovou rukojetí

Skupiny produktů

Závit	Materiál		Kód	Strana
M	Automatová ocel		56958	12-97
M	Automatová ocel	se závitovým čepem	56959	12-97

56958 **Plochá tažná páka zdvižná** **W03A**

Závit Metrický závit
Materiál Automatová ocel

d_1 x a x L	✉	Kód výrobku	d_1 x a x L	✉	Kód výrobku	d_1 x a x L	✉	Kód výrobku
M8x97x18	3	56958.080.018	M12x118x21	3	56958.120.021	M16x143x27	2	56958.160.027
M10x118x21	3	56958.100.021						

56959 **Plochá tažná páka zdvižná se šroubem** **W03A**

Závit Metrický závit
Materiál Automatová ocel

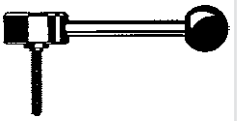

d_1 x a x L	✉	Kód výrobku	d_1 x a x L	✉	Kód výrobku	d_1 x a x L	✉	Kód výrobku
M8x102x30	3	56959.080.030	M12x130x40	2	56959.120.040	M16x148x40	2	56959.160.040
M10x130x30	3	56959.100.030						

Tažná páka zdvižná

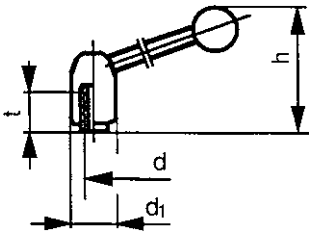

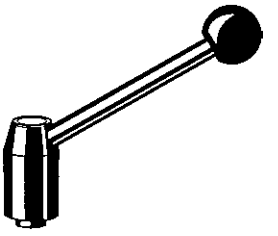

Technické údaje

d	a	d_2	h	P
M8	87	24	70.5	1.25
M10	87	24	70.5	1.5
M12	106	28	84	1.75
M16	128	33	96	2

- S Černá plastovu (FS31) kulovou rukojetí

Skupiny produktů

Závit	Materiál		Kód	Strana
M	Automatová ocel		56956	12-97
M	Automatová ocel	se šroubem	56957	12-97

56956 **Tažná páka zdvižná** **W03A**

Závit Metrický závit
Materiál Automatová ocel

d x t	✉	Kód výrobku	d x t	✉	Kód výrobku	d x t	✉	Kód výrobku
M8X14	3	56956.080.023	M12X17	2	56956.120.026	M16X23	1	56956.160.030
M10X14	3	56956.100.023						

56957 **Tažná páka zdvižná se šroubem** **W03A**

Závit Metrický závit
Materiál Automatová ocel

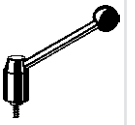

d x L	✉	Kód výrobku	d x L	✉	Kód výrobku	d x L	✉	Kód výrobku
M8X30	3	56957.080.030	M12X40	2	56957.120.040	M16X50	1	56957.160.050
M10X30	3	56957.100.030						

Upínací páka ocelová

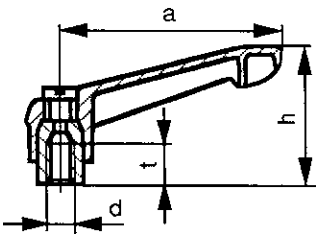

Technické údaje

d	a	h	P	d	a	h	P
M4	30	30	0.7	M10	65	42.5	1.5
M5	40	31	0.8	M12	95	63	1.75
M6	40	31	1	M16	110	73	2
M8	65	42.5	1.25				

Skupiny produktů

Závit	Materiál	Třída		Barva	Kód	Strana
M	Automatová ocel		se závitovou vložkou	Černá	56960	12-98
M	Automatová ocel			Černá	56961	12-98
M	SVP	6.6	se závitovou vložkou	Černá	56964	12-99
M	SVP	6.6		Černá	56965	12-99
M	SVP	6.6	se závitovou vložkou	Oranžová	56973	12-99
M	SVP	6.6		Oranžová	56974	12-99

56960 **Upínací páka ocelová** **W03A**

Závit Metrický závit
Materiál Automatová ocel
Barva Černá

d x t	✉	Kód výrobku	d x t	✉	Kód výrobku	d x t	✉	Kód výrobku
M4X9	5	56960.040.009	M8X12	5	56960.080.012	M12X17	3	56960.120.017
M5X9	5	56960.050.009	M10X14	3	56960.100.014	M16X23	1	56960.160.023
M6X9	5	56960.060.009						

- Z automatové oceli se závitovou vložkou a rukojetí z odlévaného zinku (dle DIN 1743).
- černá barva.

56961 **Upínací páka ocelová** **W03A**

Závit Metrický závit
Materiál Automatová ocel
Barva Černá

d x L	✉	Kód výrobku	d x L	✉	Kód výrobku	d x L	✉	Kód výrobku
M5X30	5	56961.050.030	M8X40	5	56961.080.040	M12X50	3	56961.120.050
M6X30	5	56961.060.030	M10X50	3	56961.100.050	M16X60	1	56961.160.060

- Z automatové oceli se závitovým čepem a rukojetí z odlévaného zinku (dle DIN 1743).
- černá barva.

56964 Upínací páka ocelová W03A

Závit Metrický závit
Materiál Sklolaminátem vyztužený plast
Třída 6.6
Barva Černá

d x t	✉	Kód výrobku	d x t	✉	Kód výrobku	d x t	✉	Kód výrobku
M4X9	10	56964.040.009	M8X12	5	56964.080.012	M12X17	3	56964.120.017
M5X9	10	56964.050.009	M10X14	3	56964.100.014	M16X23	1	56964.160.023
M6X9	10	56964.060.009						

- S držadlem ze sklolaminátového plastu a ocelovou závitovou vložkou.
- Barva černá RAL 7021.

56965 Upínací páka ocelová W03A

Závit Metrický závit
Materiál Sklolaminátem vyztužený plast
Třída 6.6
Barva Černá

d x L	✉	Kód výrobku	d x L	✉	Kód výrobku	d x L	✉	Kód výrobku
M5X30	5	56965.050.030	M8X40	5	56965.080.040	M12X50	3	56965.120.050
M6X30	5	56965.060.030	M10X50	3	56965.100.050	M16X60	1	56965.160.060

- S držadlem ze sklolaminátového plastu a ocelovým závitovým čepem.
- Barva černá RAL 7021.

56973 Upínací páka ocelová W03A

Závit Metrický závit
Materiál Sklolaminátem vyztužený plast
Třída 6.6
Barva Oranžová

d x t	✉	Kód výrobku	d x t	✉	Kód výrobku	d x t	✉	Kód výrobku
M4X9	10	56973.040.009	M8X12	5	56973.080.012	M12X17	3	56973.120.017
M5X9	10	56973.050.009	M10X14	3	56973.100.014	M16X23	1	56973.160.023
M6X9	10	56973.060.009						

- S držadlem ze sklolaminátového plastu a ocelovou závitovou vložkou.
- Oranžová = RAL 2004.

56974 Upínací páka ocelová W03A

Závit Metrický závit
Materiál Sklolaminátem vyztužený plast
Třída 6.6
Barva Oranžová

d x L	✉	Kód výrobku	d x L	✉	Kód výrobku	d x L	✉	Kód výrobku
M5X30	5	56974.050.030	M8X40	5	56974.080.040	M12X50	3	56974.120.050
M6X30	5	56974.060.030	M10X50	3	56974.100.050	M16X60	1	56974.160.060

- S držadlem ze sklolaminátového plastu a ocelovým závitovým čepem.
- Oranžová = RAL 2004.

Upínací páka zdvižná ocelová

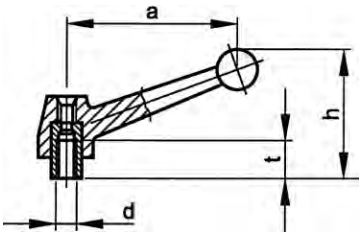

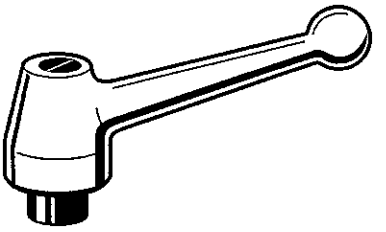

Technické údaje

d	a	h	P
M8	83	64	1.25
M10	83	64	1.5
M12	108	81.5	1.75
M16	132	93	2

Skupiny produktů

Závit	Materiál		Barva	Kód	Strana
M	Tvářená ocel C35		Šedá	57004	12-100
M	Tvářená ocel C35	se závitovou vložkou	Šedá	57005	12-100

57004 Upínací páka zdvižná ocelová — W03A

Závit Metrický závit
Materiál Tvářená ocel C35
Barva Šedá

d x L	✉	Kód výrobku	d x L	✉	Kód výrobku	d x L	✉	Kód výrobku
M10X30	2	57004.100.030	M12X40	2	57004.120.040	M16X50	1	57004.160.050

- se šroubem z oceli třídy 5.8.

57005 Ocelová upínací páka zdvižná se závitovou vložkou — W03A

Závit Metrický závit
Materiál Tvářená ocel C35
Barva Šedá

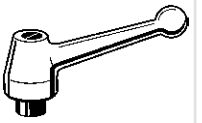

d x t	✉	Kód výrobku	d x t	✉	Kód výrobku	d x t	✉	Kód výrobku
M8X17	2	57005.080.017	M12X23	2	57005.120.023	M16X27	1	57005.160.027
M10X17	2	57005.100.017						

- Se závitovou vložkou z oceli třídy 5.8.

Upínací páka zdvižná

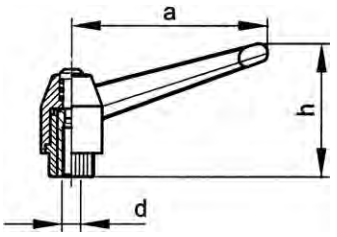



Technické údaje

d	a	h	P
M4	43	35	0.7
M5	43	35	0.8
M6	43	35	1
M8	65	46	1.25

d	a	h	P
M10	83	57	1.5
M12	104	70	1.75
M16	104	70	2

Skupiny produktů

Závit	Materiál		Barva	Kód	Strana
M	SVP		Černá	57070	12-101
M	SVP	se šroubem	Černá	57071	12-101

57070 Upínací páka zdvižná s pozinkovanou závitovou vložkou W03A

Závit Metrický závit
Materiál Sklolaminátem vyztužený plast
Barva Černá

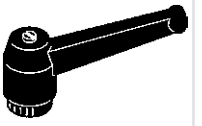

d	✉	Kód výrobku	d	✉	Kód výrobku	d	✉	Kód výrobku
M4	10	57070.040.001	M8	10	57070.080.001	M12	5	57070.120.001
M5	10	57070.050.001	M10	5	57070.100.001	M16	5	57070.160.001
M6	10	57070.060.001						

57071 Upínací páka zdvižná s pozinkovaným závitovým čepem W03A

Závit Metrický závit
Materiál Sklolaminátem vyztužený plast
Barva Černá

d x L	✉	Kód výrobku	d x L	✉	Kód výrobku	d x L	✉	Kód výrobku
M4X15	10	57071.040.015	M8X30	10	57071.080.030	M12X50	5	57071.120.050
M5X20	10	57071.050.020	M10X40	5	57071.100.040	M16X50	5	57071.160.050
M6X25	10	57071.060.025						

Upínací páka zpevněná

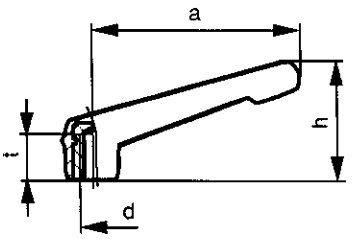

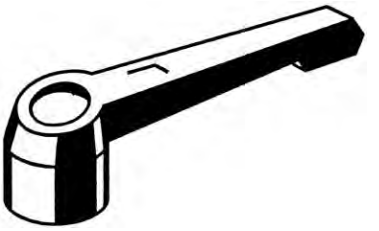

Technické údaje

d	a	h	P	d	a	h	P
M4	40	27	0.7	M10	80	45	1.5
M5	40	27	0.8	M12	95	54	1.75
M6	40	27	1	M16	110	63	2
M8	65	36.5	1.25				

56971 **Upínací páka zpevněná** **W03A**

Závit Metrický závit
Materiál Plast Polyamid (nylon)
Třída PA 6.6
Barva Černá

d x t	✉	Kód výrobku	d x t	✉	Kód výrobku	d x t	✉	Kód výrobku
M4X11	10	56971.040.011	M8X12	5	56971.080.012	M12X20	3	56971.120.020
M5X11	10	56971.050.011	M10X16	3	56971.100.016	M16X24	1	56971.160.024
M6X11	10	56971.060.011						

- S ocelovou pozinkovanou, žlutě pasivovanou závitovou vložkou.

Upínací páka zpevněná

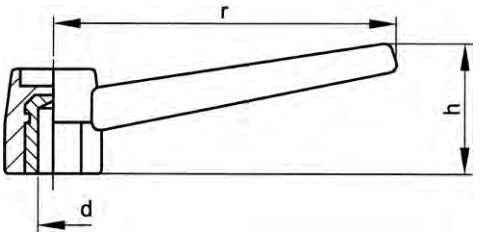

Technické údaje

d	h	P	r	d	h	P	r
M5	21	0.8	43	M8	26	1.25	68
M6	21	1	43	M10	39	1.5	83

Skupiny produktů

Závit	Materiál		Barva	Kód	Strana
M	SVP		Černá	57076	12-102
M	SVP	se šroubem	Černá	57077	12-103

57076 **Upínací páka zpevněná s mosaznou závitovou vložkou** **W03A**

Závit Metrický závit
Materiál Sklolaminátem vyztužený plast
Barva Černá

12

d	✉	Kód výrobku	d	✉	Kód výrobku	d	✉	Kód výrobku
M5	10	57076.050.001	M8	10	57076.080.001	M10	5	57076.100.001
M6	10	57076.060.001						

57077	Upínací páka zpevněná s pozinkovaným šroubem	W03A

Závit Metrický závit
Materiál Sklolaminátem vyztužený plast
Barva Černá

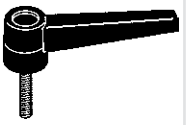

d x L	✉	Kód výrobku	d x L	✉	Kód výrobku	d x L	✉	Kód výrobku
M5X20	10	57077.050.020	M8X30	10	57077.080.030	M10X40	5	57077.100.040
M6X20	10	57077.060.020						

Ovládací kolo se zvlněným okrajem

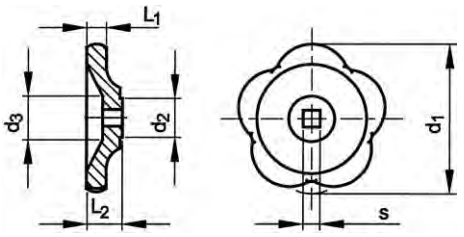

DIN **388-1C**

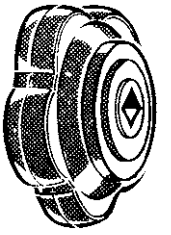

Technické údaje

s (H11) x d_1	d_2	d_3	L_1	L_2	s (H11) x d_1	d_2	d_3	L_1	L_2
5x50 (≠DIN)	22	21	10	18	7x80 (≠DIN)	28	30	12	22
5x63 (≠DIN)	22	24	11	20	8x63 (≠DIN)	22	24	11	20
6x50 (≠DIN)	22	22	10	18	8x80	28	28	12	22
6x63 (≠DIN)	22	24	11	20	9x100	28	30	14	25
7x63	22	24	11	20					

56901	Ovládací kolo se zvlněným okrajem	W03F

Materiál Plast Fenolformaldehyd (bakelit)
Třída FS31
Barva Černá

s x d_1	✉	Kód výrobku	s x d_1	✉	Kód výrobku	s x d_1	✉	Kód výrobku
5X50MM	10	56901.050.050	6X63MM	10	56901.060.063	8X63MM	10	56901.080.063
5X63MM	10	56901.050.063	7X63MM	10	56901.070.063	8X80MM	10	56901.080.080
6X50MM	10	56901.060.050	7X80MM	10	56901.070.080	9X100MM	5	56901.090.100

Ovládací kolo AL

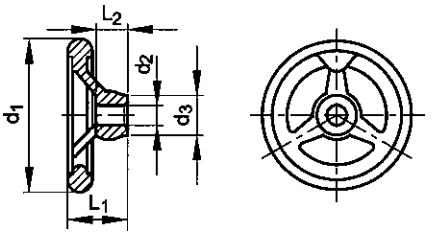

DIN 950



Technické údaje

d_2 (H7) x d_1	d_3	L_1 ≈	L_2	Paprsky
10x80	24	29	16	3
10x100	26	36	18	3
12x125	28	36	18	3
14x140	30	39	19	3
16x160	32	40	20	3
18x180 (≠DIN)	35	43	22	3
20x200 (≠DIN)	38	45	24	3
20x225 (≠DIN)	42	48	26	5
24x250 (≠DIN)	45	50	28	5
24x280 (≠DIN)	50	53	30	5
26x315	53	56	33	5
28x360 (≠DIN)	60	59	35	5
30x400	65	63	38	5
34x500	78	72	45	5

56940 **Ovládací kolo typ A4** **W03F**

Materiál Hliník



d_2 x d_1	✉	Kód výrobku	d_2 x d_1	✉	Kód výrobku	d_2 x d_1	✉	Kód výrobku
10X80MM 3-SPOKES	1	56940.100.080	18X180MM 3-SPOKES	1	56940.180.001	26X315MM 5-SPOKES	1	56940.315.001
10X100MM 3-SPOKES	1	56940.100.100	20X200MM 3-SPOKES	1	56940.200.001	28X360MM 5-SPOKES	1	56940.360.001
12X125MM 3-SPOKES	1	56940.120.125	20X225MM 5-SPOKES	1	56940.225.001	30X400MM 5-SPOKES	1	56940.400.001
14X140MM 3-SPOKES	1	56940.140.140	24X250MM 5-SPOKES	1	56940.250.001	34X500MM 5-SPOKES	1	56940.500.001
16X160MM 3-SPOKES	1	56940.160.001	24X280MM 5-SPOKES	1	56940.280.001			

Ovládací kolo dvoupaprskové

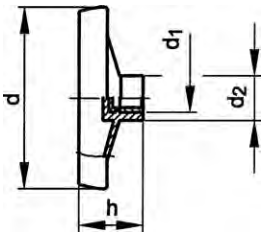

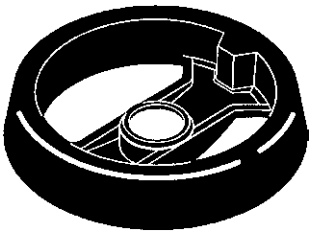

Technické údaje

d	d_1 (H7)	d_2	h	d	d_1 (H7)	d_2	h
80	8	24	34	**164**	14	40	56
100	10	28	42	**200**	16	50	61
130	12	32	50	**255**	20	56	71

57060 **Ovládací kolo dvoupaprskové** **W03A**

Materiál Sklolaminátem vyztužený plast
Barva Černá

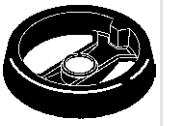

d	✉	Kód výrobku	d	✉	Kód výrobku	d	✉	Kód výrobku
80MM	2	57060.080.001	130MM	2	57060.130.001	200MM	1	57060.200.001
100MM	2	57060.100.001	164MM	2	57060.160.001	255MM	1	57060.250.001

- S ocelovou pozinkovanou vložkou.

Ovládací kolo dvoupaprskové s výklopnou rukojetí

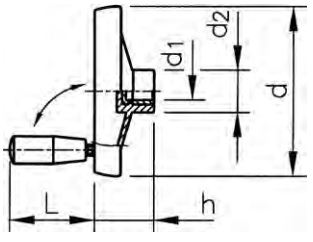

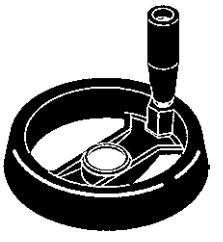

Technické údaje

d	d_1 (H7)	d_2	h	L	d	d_1 (H7)	d_2	h	L
80	8	24	34	56	**164**	14	40	56	76
100	10	28	43	56	**200**	16	50	61	76
130	12	32	50	76	**255**	20	56	71	98

57061 **Ovládací kolo dvoupaprskové s výklopnou rukojetí** **W03A**

Materiál Sklolaminátem vyztužený plast
Barva Černá

d	✉	Kód výrobku	d	✉	Kód výrobku	d	✉	Kód výrobku
80MM	2	57061.080.001	130MM	2	57061.130.001	200MM	1	57061.200.001
100MM	2	57061.100.001	164MM	2	57061.160.001	255MM	1	57061.250.001

- S ocelovou pozinkovanou vložkou.

Ovládací kolo plné

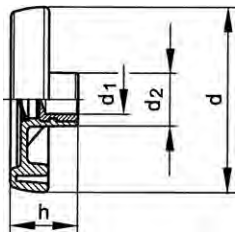

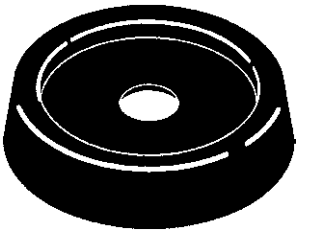

Technické údaje

d	d_1	d_2	h	d	d_1	d_2	h
80	8	25	33	**150**	14	38	54
100	10	30	39	**173**	16	40	57
126	125	36	44	**203**	18	44	59

57080 **Ovládací kolo plné** **W03A**

Materiál Sklolaminátem vyztužený plast
Barva Černá

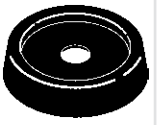

d	✉	Kód výrobku	d	✉	Kód výrobku	d	✉	Kód výrobku
80MM	2	57080.080.001	126MM	2	57080.125.001	173MM	1	57080.175.001
100MM	2	57080.100.001	150MM	2	57080.150.001	203MM	1	57080.200.001

- S ocelovou pozinkovanou vložkou.

Ovládací kolo s rukojetí

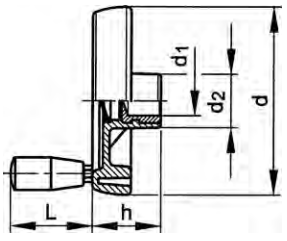

Technické údaje

d	d_1	d_2	h	L	d	d_1	d_2	h	L
80	8	24	33	55	**150**	14	38	53	76
100	10	30	39	55	**173**	16	40	56	86
126	12	36	44	66	**203**	18	44	59	86

57081 **Ovládací kolo s rukojetí** **W03A**

Materiál Sklolaminátem vyztužený plast
Barva Černá

d	✉	Kód výrobku	d	✉	Kód výrobku	d	✉	Kód výrobku
80MM	2	57081.080.001	126MM	2	57081.125.001	173MM	1	57081.175.001
100MM	2	57081.100.001	150MM	2	57081.150.001	203MM	1	57081.200.001

- S ocelovou pozinkovanou vložkou.

Ovládací kolo plné s výklopnou rukojetí

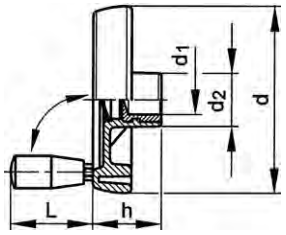

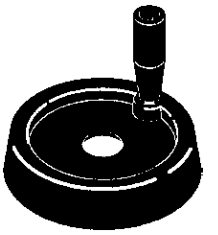

Technické údaje

d	d_1	d_2	h	L
80	8	24	33	55
100	10	30	39	55
126	12	36	44	76

57083 **Ovládací kolo plné s výklopnou rukojetí** **W03A**

Materiál Sklolaminátem vyztužený plast
Barva Černá

d	✉	Kód výrobku	d	✉	Kód výrobku	d	✉	Kód výrobku
80MM	2	57083.080.001	100MM	2	57083.100.001	126MM	2	57083.125.001

- S ocelovou pozinkovanou vložkou.

Ovládací kolo plné s výklopnou rukojetí

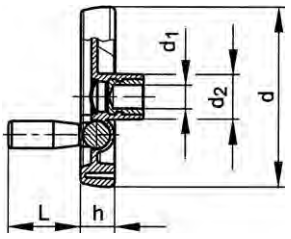

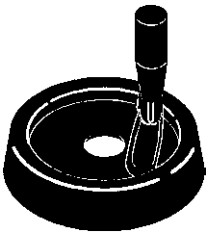

Technické údaje

d	d_1 (H7)	d_2	h	L	d	d_1 (H7)	d_2	h	L
80	8	24	33	39	**150**	14	38	53	60
100	10	30	42	49	**175**	16	40	58	80
125	12	36	47	58	**200**	18	44	63	90

57084 **Ovládací kolo plné s výklopnou rukojetí** **W03A**

Materiál Sklolaminátem vyztužený plast
Barva Černá

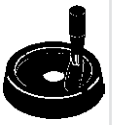

d	✉	Kód výrobku	d	✉	Kód výrobku	d	✉	Kód výrobku
80MM	2	57084.080.001	125MM	2	57084.125.001	175MM	1	57084.175.001
100MM	2	57084.100.001	150MM	2	57084.150.001	200MM	1	57084.200.001

- S ocelovou pozinkovanou vložkou.

Ovládací kolo s výklopnou rukojetí

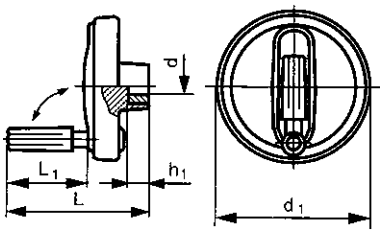



Technické údaje

d (H7) x d_1	h_1	L	L_1	d (H7) x d_1	h_1	L	L_1
8x80	13	75	40	**12x125**	18.5	109	59.9
10x100	13	90	49	**14x160**	18.5	144	83.5

56954 **Ovládací kolo s výklopnou rukojetí** **W03A**

Materiál	Thermoplastic Polyamid (nylon)
Třída	6
Barva	Černá

d x d_1	✉	Kód výrobku	d x d_1	✉	Kód výrobku	d x d_1	✉	Kód výrobku
8X80MM	1	56954.080.080	12X125MM	1	56954.120.125	14X160MM	1	56954.140.160
10X100MM	1	56954.100.100						

- S ocelovou vložkou.

Technické kuličky FABORY

Standardizace
Technické kuličky FABORY jsou standardizované podle DIN 5401-1 a 5401-2 stejné jako ISO 3290. Nestandardizované technické kuličky FABORY odpovídají nejnáročnějším požadavkům.

Sklad
Technické kuličky FABORY jsou k dispozici ze skladu s mnoha průměry, tolerancemi a tvrdostmi z následujících materiálů: chrómová ocel, uhlíková ocel, kovaná ocel, nerezová ocel, plast, sklo atd.

Zvláštní nabídka
Speciální výrobky jsou k dispozici na požádání.

Použití
Technické kuličky FABORY jsou použitelné např. pro válcová zajištění, propisovací tužky, zapalovače, vodicí lišty zásuvek, rozprašovače, kované zábradlí a kovaná oplocení, videorekordéry a pro broušení, ložiska, těsnění, odstraňování otřepů a leštění.

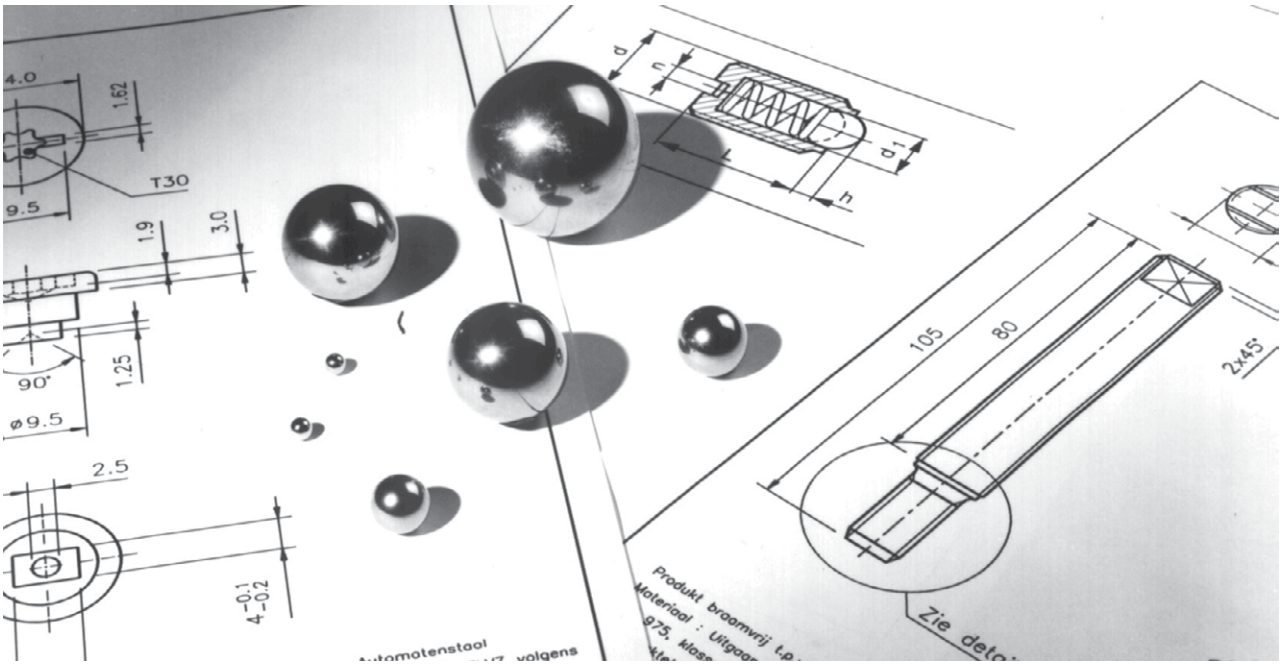

Technická kulička

DIN **≈5401**
ISO 3290



Skupiny produktů

Materiál	Třída		Kód	Strana
Chromová ocel HRc 60-67	G20	Jednotlivě Balení	66813	12-110
Chromová ocel HRc 60-67	G28	Jednotlivě Balení	66816	12-110
Chromová ocel HRc 60-67	G40	Jednotlivě Balení	66819	12-111
Uhlíková ocel nekalená HRc 25		Jednotlivě Balení	66860	12-111
NO AISI304 nekalená HRc 25-29		Jednotlivě Balení	66910	12-111
NO AISI316 nekalená HRc 25-29		Jednotlivě Balení	66920	12-111
NO AISI420 kalená HRC 52-55	G100	Jednotlivě Balení	66930	12-111

66813 Technická kulička S50A

Materiál Chromová ocel HRc 60-67
Třída G20

d	✉	Kód výrobku	d	✉	Kód výrobku	d	✉	Kód výrobku
1,000MM	1	66813.001.000	6,747MM	1	66813.006.747	15,081MM	1	66813.015.081
1,500MM	1	66813.001.500	7,000MM	1	66813.007.000	15,875MM	1	66813.015.875
1,588MM	1	66813.001.588	7,144MM	1	66813.007.144	16,000MM	1	66813.016.000
1,984MM	1	66813.001.984	7,938MM	1	66813.007.938	16,669MM	1	66813.016.669
2,000MM	1	66813.002.000	8,000MM	1	66813.008.000	17,000MM	1	66813.017.000
2,381MM	1	66813.002.381	8,500MM	1	66813.008.500	17,462MM	1	66813.017.462
2,500MM	1	66813.002.500	8,731MM	1	66813.008.731	18,000MM	1	66813.018.000
2,778MM	1	66813.002.778	9,000MM	1	66813.009.000	18,256MM	1	66813.018.256
3,000MM	1	66813.003.000	9,525MM	1	66813.009.525	19,050MM	1	66813.019.050
3,175MM	1	66813.003.175	10,000MM	1	66813.010.000	19,844MM	1	66813.019.844
3,500MM	1	66813.003.500	10,319MM	1	66813.010.319	20,000MM	1	66813.020.000
3,969MM	1	66813.003.969	11,000MM	1	66813.011.000	20,637MM	1	66813.020.637
4,000MM	1	66813.004.000	11,112MM	1	66813.011.112	21,000MM	1	66813.021.000
4,500MM	1	66813.004.500	11,906MM	1	66813.011.906	21,431MM	1	66813.021.431
4,762MM	1	66813.004.762	12,000MM	1	66813.012.000	22,000MM	1	66813.022.000
5,000MM	1	66813.005.000	12,700MM	1	66813.012.700	22,225MM	1	66813.022.225
5,500MM	1	66813.005.500	13,000MM	1	66813.013.000	23,000MM	1	66813.023.000
5,556MM	1	66813.005.556	13,494MM	1	66813.013.494	23,019MM	1	66813.023.019
6,000MM	1	66813.006.000	14,000MM	1	66813.014.000	24,000MM	1	66813.024.000
6,350MM	1	66813.006.350	14,287MM	1	66813.014.287	24,606MM	1	66813.024.606
6,500MM	1	66813.006.500	15,000MM	1	66813.015.000	25,000MM	1	66813.025.000

66816 Technická kulička S50A

Materiál Chromová ocel HRc 60-67
Třída G28

d	✉	Kód výrobku	d	✉	Kód výrobku	d	✉	Kód výrobku
25,400MM	1	66816.025.400	31,750MM	1	66816.031.750	41,275MM	1	66816.041.275
26,000MM	1	66816.026.000	33,337MM	1	66816.033.337	42,863MM	1	66816.042.863
26,988MM	1	66816.026.988	34,925MM	1	66816.034.925	44,450MM	1	66816.044.450
28,000MM	1	66816.028.000	35,000MM	1	66816.035.000	45,000MM	1	66816.045.000
28,575MM	1	66816.028.575	36,512MM	1	66816.036.512	46,038MM	1	66816.046.038
30,000MM	1	66816.030.000	38,100MM	1	66816.038.100	47,625MM	1	66816.047.625
30,162MM	1	66816.030.162	40,000MM	1	66816.040.000	50,000MM	1	66816.050.000

66819 Technická kulička S50A

Materiál Chromová ocel HRc 60-67
Třída G40

d	✉	Kód výrobku	d	✉	Kód výrobku	d	✉	Kód výrobku
50,800MM	1	66819.050.800	63,500MM	1	66819.063.500	80,000MM	1	66819.080.000
52,500MM	1	66819.052.500	69,850MM	1	66819.069.850	100,000MM	1	66819.100.000
60,000MM	1	66819.060.000	70,000MM	1	66819.070.000			

66860 Technická kulička S51A

Materiál Uhlíková ocel nekalená HRc 25

d	✉	Kód výrobku	d	✉	Kód výrobku	d	✉	Kód výrobku
7,144MM	1	66860.007.144	9,525MM	1	66860.009.525	15,875MM	1	66860.015.875

66910 Technická kulička S52A

Materiál Nerezocel AISI304 nekalená HRc 25-29

d	✉	Kód výrobku	d	✉	Kód výrobku	d	✉	Kód výrobku
2,500MM	1	66910.002.500	6,000MM	1	66910.006.000	10,000MM	1	66910.010.000
3,969MM	1	66910.003.969	6,350MM	1	66910.006.350	12,000MM	1	66910.012.000
4,000MM	1	66910.004.000	8,000MM	1	66910.008.000			

66920 Technická kulička S52A

Materiál Nerezocel AISI316 nekalená HRc 25-29

d	✉	Kód výrobku	d	✉	Kód výrobku	d	✉	Kód výrobku
1,000MM	1	66920.001.000	6,000MM	1	66920.006.000	12,700MM	1	66920.012.700
2,000MM	1	66920.002.000	6,350MM	1	66920.006.350	14,000MM	1	66920.014.000
2,381MM	1	66920.002.381	7,144MM	1	66920.007.144	15,875MM	1	66920.015.875
2,500MM	1	66920.002.500	7,938MM	1	66920.007.938	19,050MM	1	66920.019.050
3,000MM	1	66920.003.000	8,000MM	1	66920.008.000	20,000MM	1	66920.020.000
3,175MM	1	66920.003.175	9,525MM	1	66920.009.525	25,000MM	1	66920.025.000
3,969MM	1	66920.003.969	10,000MM	1	66920.010.000	25,400MM	1	66920.025.400
4,000MM	1	66920.004.000	11,112MM	1	66920.011.112			
4,762MM	1	66920.004.762	12,000MM	1	66920.012.000			

66930 Technická kulička S52A

Materiál Nerezocel AISI420 kalená HRC 52-55
Třída G100

d	✉	Kód výrobku	d	✉	Kód výrobku	d	✉	Kód výrobku
1,000MM	1	66930.001.000	4,762MM	1	66930.004.762	9,525MM	1	66930.009.525
1,500MM	1	66930.001.500	5,000MM	1	66930.005.000	10,000MM	1	66930.010.000
2,000MM	1	66930.002.000	5,556MM	1	66930.005.556	11,112MM	1	66930.011.112
2,381MM	1	66930.002.381	6,000MM	1	66930.006.000	12,000MM	1	66930.012.000
2,500MM	1	66930.002.500	6,350MM	1	66930.006.350	12,700MM	1	66930.012.700
3,000MM	1	66930.003.000	7,000MM	1	66930.007.000	13,000MM	1	66930.013.000
3,175MM	1	66930.003.175	7,144MM	1	66930.007.144	14,000MM	1	66930.014.000
3,500MM	1	66930.003.500	7,938MM	1	66930.007.938	14,287MM	1	66930.014.287
3,969MM	1	66930.003.969	8,000MM	1	66930.008.000	15,000MM	1	66930.015.000
4,000MM	1	66930.004.000	8,731MM	1	66930.008.731	15,875MM	1	66930.015.875
4,500MM	1	66930.004.500	9,000MM	1	66930.009.000	16,000MM	1	66930.016.000

66930 **Technická kulička** ←

d	✉	Kód výrobku	d	✉	Kód výrobku	d	✉	Kód výrobku
18,000MM	1	66930.018.000	25,000MM	1	66930.025.000	40,000MM	1	66930.040.000
19,050MM	1	66930.019.050	25,400MM	1	66930.025.400	50,000MM	1	66930.050.000
20,000MM	1	66930.020.000	30,000MM	1	66930.030.000	60,000MM	1	66930.060.000
22,000MM	1	66930.022.000	30,162MM	1	66930.030.162			
22,225MM	1	66930.022.225	34,925MM	1	66930.034.925			

Technická kulička nekovová



Skupiny produktů

Materiál	Třída		Barva	Kód	Strana
Plast PP		Jednotlivě Balení		66950	12-112
Plast PA	PA 6.6	Jednotlivě Balení	Přírodní	66955	12-112
Plast POM		Jednotlivě Balení	Bílá	66960	12-113
Plast PTFE		Jednotlivě Balení	Bílá	66970	12-113
Sklo		Jednotlivě Balení		66990	12-113

66950 **Technická kulička nekovová** **S54A**

Materiál Plast Polypropylen

d	✉	Kód výrobku	d	✉	Kód výrobku	d	✉	Kód výrobku
2,000MM	1	66950.002.000	6,500MM	1	66950.006.500	15,875MM	1	66950.015.875
2,381MM	1	66950.002.381	7,000MM	1	66950.007.000	16,000MM	1	66950.016.000
2,500MM	1	66950.002.500	7,938MM	1	66950.007.938	17,000MM	1	66950.017.000
3,000MM	1	66950.003.000	8,000MM	1	66950.008.000	18,000MM	1	66950.018.000
3,175MM	1	66950.003.175	9,000MM	1	66950.009.000	19,000MM	1	66950.019.000
3,500MM	1	66950.003.500	9,525MM	1	66950.009.525	20,000MM	1	66950.020.000
3,969MM	1	66950.003.969	10,000MM	1	66950.010.000	22,000MM	1	66950.022.000
4,000MM	1	66950.004.000	11,000MM	1	66950.011.000	25,000MM	1	66950.025.000
4,500MM	1	66950.004.500	12,000MM	1	66950.012.000	25,400MM	1	66950.025.400
5,000MM	1	66950.005.000	13,000MM	1	66950.013.000	30,000MM	1	66950.030.000
6,000MM	1	66950.006.000	14,000MM	1	66950.014.000	35,000MM	1	66950.035.000
6,350MM	1	66950.006.350	15,000MM	1	66950.015.000	38,000MM	1	66950.038.000

V závislosti na velikosti, barvy těchto kuliček se mohou lišit, mezi zelené, šedé a přírodní.

66955 **Technická kulička nekovová** **S54A**

Materiál Plast Polyamid (nylon)
Třída PA 6.6
Barva Přírodní

d	✉	Kód výrobku	d	✉	Kód výrobku	d	✉	Kód výrobku
2,000MM	1	66955.002.000	5,000MM	1	66955.005.000	13,000MM	1	66955.013.000
2,381MM	1	66955.002.381	6,000MM	1	66955.006.000	14,000MM	1	66955.014.000
2,500MM	1	66955.002.500	6,350MM	1	66955.006.350	15,000MM	1	66955.015.000
3,000MM	1	66955.003.000	7,000MM	1	66955.007.000	18,000MM	1	66955.018.000
3,175MM	1	66955.003.175	8,000MM	1	66955.008.000	20,000MM	1	66955.020.000
3,500MM	1	66955.003.500	10,000MM	1	66955.010.000	30,000MM	1	66955.030.000
3,969MM	1	66955.003.969	11,112MM	1	66955.011.112			
4,000MM	1	66955.004.000	12,700MM	1	66955.012.700			

66960 Technická kulička nekovová S54A

Materiál Plast Polyoxymetylén
Barva Bílá

d	✉	Kód výrobku	d	✉	Kód výrobku	d	✉	Kód výrobku
2,000MM	1	66960.002.000	6,350MM	1	66960.006.350	13,000MM	1	66960.013.000
2,500MM	1	66960.002.500	6,500MM	1	66960.006.500	14,000MM	1	66960.014.000
3,000MM	1	66960.003.000	8,000MM	1	66960.008.000	15,000MM	1	66960.015.000
3,175MM	1	66960.003.175	9,000MM	1	66960.009.000	15,875MM	1	66960.015.875
3,500MM	1	66960.003.500	10,000MM	1	66960.010.000	16,000MM	1	66960.016.000
4,000MM	1	66960.004.000	11,000MM	1	66960.011.000	19,000MM	1	66960.019.000
5,000MM	1	66960.005.000	12,000MM	1	66960.012.000	20,000MM	1	66960.020.000
6,000MM	1	66960.006.000						

66970 Technická kulička nekovová S54A

Materiál Plast Polytetrafluoretylén
Barva Bílá

d	✉	Kód výrobku	d	✉	Kód výrobku	d	✉	Kód výrobku
2,000MM	1	66970.002.000	5,000MM	1	66970.005.000	12,700MM	1	66970.012.700
2,500MM	1	66970.002.500	8,000MM	1	66970.008.000	15,000MM	1	66970.015.000
3,000MM	1	66970.003.000	10,000MM	1	66970.010.000	16,000MM	1	66970.016.000
3,175MM	1	66970.003.175	12,000MM	1	66970.012.000	20,000MM	1	66970.020.000
4,000MM	1	66970.004.000						

66990 Technická kulička nekovová S54A

Materiál Sklo



d	✉	Kód výrobku	d	✉	Kód výrobku	d	✉	Kód výrobku
3,000MM	1	66990.003.000	5,000MM	1	66990.005.000	10,000MM	1	66990.010.000

Průchodka

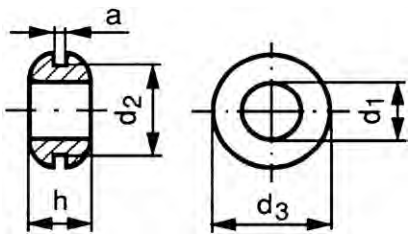

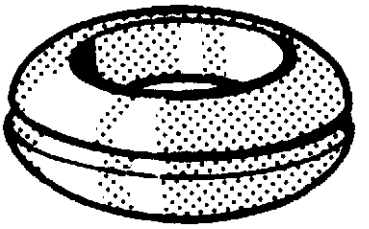

Technické údaje

d_1 x d_2	a	d_3	h	d_1 x d_2	a	d_3	h
3.2x4.75	1.6	8	6.4	12.5x17.5	1.6	22	6.4
4.0x6.4	1.6	9.5	6.3	12.5x20	1.6	25.5	6.4
4.75x9.5	1.6	12.5	7	14.2x17.5	1.6	22	4.8
4.8x9.5	1.6	12.5	6.8	15.5x20	1.6	24	7.5
5.5x8	1.6	11	5.5	16.0x19	1.6	24	6
6.4x9.5	1.6	14.2	6.4	16.0x20	1.6	24	7.5
8.0x9.5	1.6	14.2	8	17.5x19	1.6	24	4.8
8.0x11	1.6	14.2	4.8	18.5x25.2	1.6	31.4	8
8.0x12.5	1.6	16	6.4	22.0x25.5	1.6	30	8
9.5x12.5	1.6	17	7	24.7x32	1.6	38	7.8
9.5x14.2	1.6	19	6.4	32.0x38	1.6	46	9.5
11.0x12.5	1.6	19	6.4	45.0x50	1.6	60	10

- Speciální vlastnosti průchodek:
- Ochrana elektrických vodičů v ocelovém plechu.
- Vynikající izolace.
- Pevné a bezpečné.
- Snížení vibrací.

38900 Průchodka **W05D**

Materiál Plast Polyvinylchlorid
Barva Černá

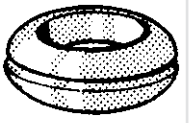

d_1 x d_2	✉	Kód výrobku	d_1 x d_2	✉	Kód výrobku	d_1 x d_2	✉	Kód výrobku
3,2X4,75MM	100	38900.032.047	9,5X12,5MM	100	38900.095.125	16,0X20,0MM	50	38900.160.200
4,0X6,4MM	100	38900.040.064	9,5X14,2MM	100	38900.095.142	17,5X19,0MM	50	38900.175.190
4,8X9,5MM	100	38900.048.095	11,0X12,5MM	100	38900.110.125	18,5X25,2MM	25	38900.185.252
5,5X8,0MM	100	38900.055.080	12,5X17,5MM	100	38900.125.175	22,0X25,5MM	25	38900.220.255
6,4X9,5MM	100	38900.064.095	12,5X20,0MM	100	38900.125.200	24,7X32,0MM	25	38900.249.310
8,0X9,5MM	100	38900.080.095	14,2X17,5MM	50	38900.142.175	32,0X38,0MM	25	38900.320.380
8,0X11,0MM	100	38900.080.110	16,0X19,0MM	50	38900.160.190	45,0X50,0MM	25	38900.450.500
8,0X12,5MM	100	38900.080.125						

Zaslepovací zátka

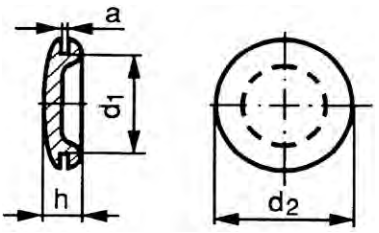

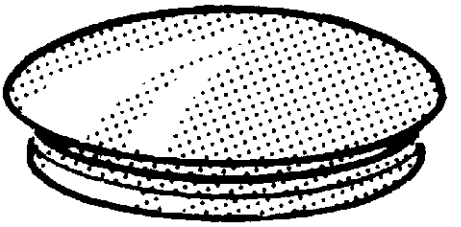

Technické údaje

d_1 x d_2	a	h	d_1 x d_2	a	h
4.7x9.3	1.6	4.6	**19.0x25.5**	1.6	6.5
6.4x9.5	1.6	5	**20.0x25.5**	1.6	6.7
8.0x14.2	1.6	5	**22.5x28.4**	1.6	9.3
9.5x15.4	1.6	7.3	**25.4x32**	1.6	9
11.2x17.7	1.6	6.2	**31.5x38.2**	1.6	7.5
12.5x18.7	1.6	5.6	**38.2x43.3**	1.6	8.2
15.5x22	1.6	7.5	**51.5x57.5**	1.6	11.4

38950 **Zaslepovací zátka** **W05D**

Materiál Plast Polyvinylchlorid
Barva Černá

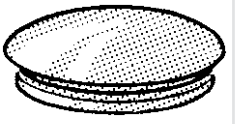

d_1 x d_2	✉	Kód výrobku	d_1 x d_2	✉	Kód výrobku	d_1 x d_2	✉	Kód výrobku
4,7X9,3MM	100	38950.047.093	12,5X18,7MM	100	38950.125.187	25,4X32,0MM	25	38950.254.320
6,4X9,5MM	100	38950.064.095	15,5X22,0MM	100	38950.155.220	31,5X38,2MM	25	38950.315.382
8,0X14,2MM	100	38950.080.142	19,0X25,5MM	100	38950.190.255	38,2X43,3MMM	25	38950.382.433
9,5X15,4MM	100	38950.095.154	20,0X25,5MM	50	38950.200.255	51,5X57,5MM	25	38950.515.575
11,2X17,7MM	100	38950.112.177	22,5X28,4MM	50	38950.225.284			

Objímka s jedním upevňovacím bodem

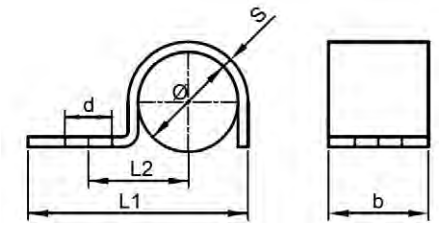

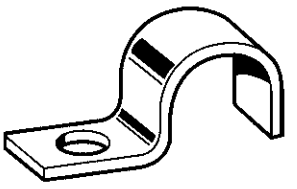

Technické údaje

Pro trubky ø	b	d	L_1	L_2	s	ø
1x4	10	4.8	18	9	1	4
1x5	10	4.8	18.5	9	1	5
1x6	10	4.8	20	10	1	6
1x7	10	4.8	20.5	10	1	7
1x8	10	4.8	22	11	1	8
1x10	10	4.8	23	11	1	10
1x12	12	5.8	30.5	16	1.5	12
1x15	12	5.8	34	18	1.5	15
1x16	12	5.8	35	18	1.5	16
1x18	12	7	35.5	18	1.5	18
1x20	12	7	37.5	18	1.5	20
1x22	12	7	39.5	20	1.5	22
2x6	10	4.8	26.5	13	1	6
2x8	10	4.8	30.5	15	1	8
2x10	10	4.8	33.5	16	1	10
2x12	12	5.8	43	22	1.5	12

43213 **Objímka s jedním upevňovacím bodem** **Y61A**

Materiál Ocel
Povrchová úprava Pozinkované

Pro trubky ø	✉	Kód výrobku	Pro trubky ø	✉	Kód výrobku	Pro trubky ø	✉	Kód výrobku
1X4	100	43213.010.004	1X12	100	43213.010.012	2X6	100	43213.020.006
1X5	100	43213.010.005	1X15	100	43213.010.015	2X8	100	43213.020.008
1X6	100	43213.010.006	1X16	100	43213.010.016	2X10	100	43213.020.010
1X7	100	43213.010.007	1X18	100	43213.010.018	2X12	100	43213.020.012
1X8	100	43213.010.008	1X20	100	43213.010.020			
1X10	100	43213.010.010	1X22	100	43213.010.022			

Objímka se dvěma upevňovacími body

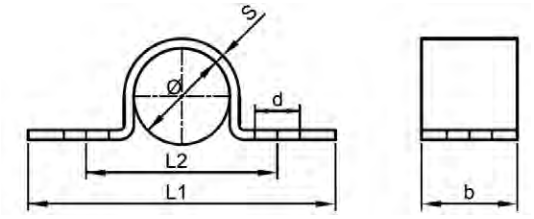

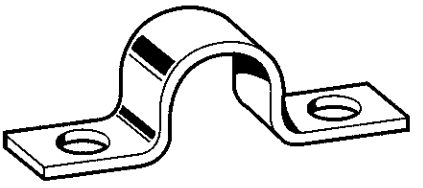

Technické údaje

Pro trubky ø	b	d	L_1	L_2	s	ø
1x6	10	4.8	32	20	1	6
1x8	10	4.8	34	22	1	8
1x10	10	4.8	34	22	1	10
1x12	12	5.8	46	32	1.5	12
1x15	12	5.8	50	36	1.5	15
1x18	12	7	50	36	1.5	18
1x20	12	7	52	38	1.5	20
1x22	12	7	54	40	1.5	22
2x6	10	4.8	38	26	1	6
2x8	10	4.8	42	30	1	8
2x10	10	4.8	44	32	1	10
2x12	12	5.8	58	44	1.5	12
2x18	12	7	69	55	1.5	18

43214 **Objímka se dvěma upevňovacími body** **Y61A**

Materiál Ocel
Povrchová úprava Pozinkované

Pro trubky ø	✉	Kód výrobku	Pro trubky ø	✉	Kód výrobku	Pro trubky ø	✉	Kód výrobku
1X6	100	43214.010.006	1X18	100	43214.010.018	2X8	100	43214.020.008
1X8	100	43214.010.008	1X20	100	43214.010.020	2X10	100	43214.020.010
1X10	100	43214.010.010	1X22	100	43214.010.022	2X12	100	43214.020.012
1X12	100	43214.010.012	2X6	100	43214.020.006	2X18	100	43214.020.018
1X15	100	43214.010.015						

Nové stahovací kabelové pásky MaxxFast

MaxxFast představuje úplně novou řadu vysoce kvalitních stahovacích pásek na kabely a příslušenství. Tato řada zahrnuje standardní nylonové stahovací kabelové pásky (bílé a černé), barevné nylonové stahovací kabelové pásky (modré, žluté, zelené, šedé, červené, oranžové), uvolňovací nylonové stahovací kabelové pásky (bílé a černé), kabelové příchytky a stahovací kabelové pásky z nerezové oceli A2 pro náročné podmínky. Tyto vysoce kvalitní produkty uspokojí vaše potřeby i v těch nejnáročnějších aplikacích.

Naše standardní bílé a černé stahovací kabelové pásky PA 6.6 jsou dostupné ve všech běžných rozměrech a jsou odolné vůči působení olejů a tuků, soli a zředěných kyselin.

Barevné stahovací kabelové pásky jsou dostupné v šesti barevných provedeních pro barevně odlišené obvody nebo pro barevné kabelové pláště používaných ke zlepšení estetického vzhledu.

Uvolňovací stahovací kabelové pásky lze používat opakovaně, což vede ke snížení množství odpadu a nákladů například na instalaci dočasného osvětlení.

Rozličné příchytky stahovacích pásek na kabely PA 6.6 jsou uzpůsobeny pro většinu aplikací a umožňují pevné a rychlé uchycení kabelových svazků sepnutých stahovací páskou.

Nové stahovací kabelové pásky MaxxFast z nerezové oceli A2

- Tyto velmi odolné kovové stahovací kabelové pásky jsou vyrobeny z vysoce kvalitní nerezové oceli A2
- Jsou navrženy tak, aby odolávaly působení korozívních chemikálií, slané vody, záření a extrémních teplot (-85°C/+500°C)
- Kulový uzamykací mechanismus zvyšuje pevnost v tahu a současně umožňuje snadné vkládání a tím i rychlou a snadnou instalaci
- Dostupné v širokém sortimentu pro použití v námořním mechanickém, potravinářském a sterilním prostředí

Kabelová spona

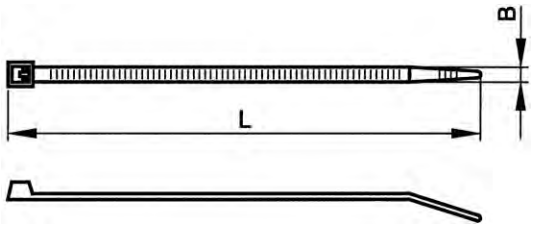

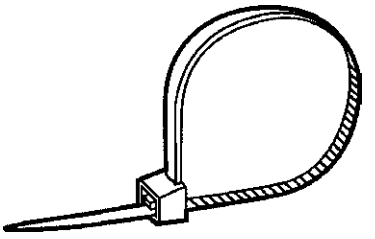

Technické údaje

L x B	Max. ø svazku	Pevnost v tahu v N
100x2.5	22	80
200x2.5	50	80
140x3.6	33	180
200x3.6	53	180
160x4.8	38	220
200x4.8	50	220
250x4.8	60	220
300x4.8	76	220
368x4.8	102	220
430x4.8	110	220
300x7.6	76	533
368x7.6	102	533
450x7.6	132	533
540x7.6	105	533
430x9.0	110	778
530x9.0	140	778
710x9.0	190	778
780x9.0	228	778
830x9.0	239	778
500x12.5	140	1 118

- Podle na dostupnosti se mohou rozměry lišit.

Skupiny produktů

Materiál	Třída		Barva	Kód	Strana
Plast PA	PA 6.6		Bílá	30900	12-119
Plast PA	PA 6.6		Černá	30901	12-120
Plast PA	PA 6.6		Rozmanitá	30902	12-120
Plast PA	PA 6.6	Velké Balení	Černá	43317	12-120

30900 MAXXFAST Kabelová spona bílá **MF8A**

Materiál Plast Polyamid (nylon)
Třída PA 6.6
Barva Bílá

MAXXFAST PROFESSIONAL HARDWARE

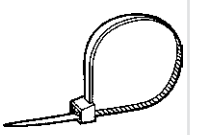

L x B	✉	Kód výrobku	L x B	✉	Kód výrobku	L x B	✉	Kód výrobku
100X2,5	100	30900.100.025	250X4,8	100	30900.250.048	430X9,0	100	30900.430.090
140X3,6	100	30900.140.036	300X4,8	100	30900.300.048	450X7,6	100	30900.450.076
160X4,8	100	30900.160.048	300X7,6	100	30900.300.076	540X7,6	100	30900.540.076
200X2,5	100	30900.200.025	368X4,8	100	30900.368.048	780X9,0	100	30900.780.090
200X3,6	100	30900.200.036	368X7,6	100	30900.368.076			
200X4,8	100	30900.200.048	430X4,8	100	30900.430.048			

- Pouze celá balení.

30901 MAXXFAST Kabelová spona černá — MF8A

Materiál Plast Polyamid (nylon)
Třída PA 6.6
Barva Černá

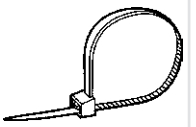

L x B	✉	Kód výrobku	L x B	✉	Kód výrobku	L x B	✉	Kód výrobku
100X2,5	100	30901.100.025	300X4,8	100	30901.300.048	500X12,5	100	30901.500.125
140X3,6	100	30901.140.036	300X7,6	100	30901.300.076	530X9,0	100	30901.530.090
160X4,8	100	30901.160.048	368X4,8	100	30901.368.048	540X7,6	100	30901.540.076
200X2,5	100	30901.200.025	368X7,6	100	30901.368.076	710X9,0	100	30901.710.090
200X3,6	100	30901.200.036	430X4,8	100	30901.430.048	780X9,0	100	30901.780.090
200X4,8	100	30901.200.048	430X9,0	100	30901.430.090	830X9,0	100	30901.830.090
250X4,8	100	30901.250.048	450X7,6	100	30901.450.076			

- Pouze celá balení.

30902 MAXXFAST Kabelová spona — MF8A

Materiál Plast Polyamid (nylon)
Třída PA 6.6
Barva Rozmanitá

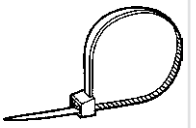

L x B	✉	Kód výrobku	L x B	✉	Kód výrobku	L x B	✉	Kód výrobku
Modré 200X4,8	100	30902.000.002	Zelená 200X4,8	100	30902.000.005	Červená 200X4,8	100	30902.000.009
Žlutá 200X4,8	100	30902.000.004	Šedá 200X4,8	100	30902.000.006	Oranžová 200X4,8	100	30902.000.030

- Pouze celá balení.

43317 Kabelová spona černá — W050

Materiál Plast Polyamid (nylon)
Třída PA 6.6
Barva Černá

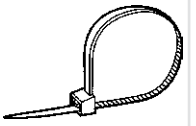

L x B	✉	Kód výrobku	L x B	✉	Kód výrobku	L x B	✉	Kód výrobku
100X2,5	1000	43317.100.025	200X4,8	1000	43317.200.048	300X4,8	1000	43317.300.048

Kabelová spona nerezocel

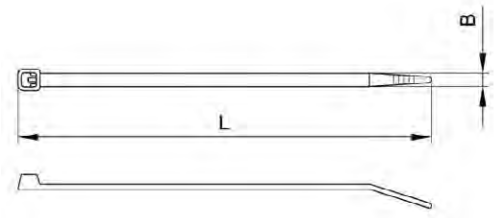

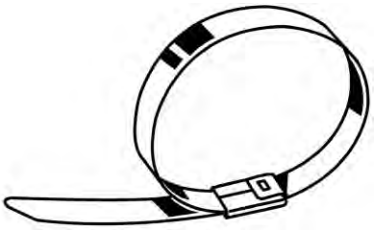

Technické údaje

L x B	Max. ø svazku	Pevnost v tahu v N
125x4.6	33	451
200x4.6	50	451
290x4.6	76	451
360x4.6	102	451
520x4.6	156	451
680x4.6	207	451
840x4.6	257	451
200x7.94	50	1 118
290x7.94	76	1 118
360x7.94	102	1 118
520x7.94	150	1 118
680x7.94	207	1 118
840x7.94	257	1 118
1020x9.0	312	1 118

30905 **MAXXFAST Kabelová spona nerezocel** **MF9A**

Materiál Nerezocel A2

L x B	✉	Kód výrobku	L x B	✉	Kód výrobku	L x B	✉	Kód výrobku
125X4,6	100	30905.125.046	360X4,6	100	30905.360.046	680X7,94	100	30905.680.079
200X4,6	100	30905.200.046	360X7,94	100	30905.360.079	840X4,6	100	30905.840.046
200X7,94	100	30905.200.079	520X4,6	100	30905.520.046	840X7,94	100	30905.840.079
290X4,6	100	30905.290.046	520X7,94	100	30905.520.079	1020X9,0	100	30905.920.090
290X7,94	100	30905.290.079	680X4,6	100	30905.680.046			

- Pouze celá balení.

Kabelová spona s nerezovým klipem

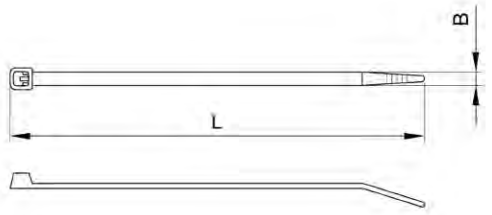

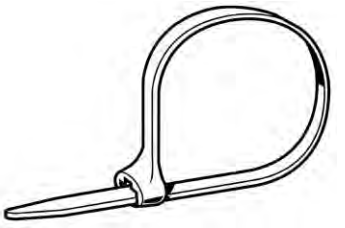

Technické údaje

L x B	Max. ø svazku	Pevnost v tahu v N
92x2.4	16	81
140x3.6	29	180
186x4.8	45	225
281x3.6	76	180
338x7.0	90	544
360x4.8	102	225
762x7.0	229	544
200x2.4	50	81
356x2.4	102	81
208x3.6	50	180
368x3.6	103	180
293x4.8	78	225
223x7.0	50	544

Skupiny produktů

Materiál	Třída		Barva	Kód	Strana
Plast PA	PA 6.6	Proti UV záření	Černá	43295	12-122
Plast PA	PA 6.6		Přírodní	43299	12-122

43295 Kabelová spona s nerezovým klipem — Y70A

Materiál Plast Polyamid (nylon)
Třída PA 6.6
Barva Černá

Ty-Rap®

L x B	✉	Kód výrobku	L x B	✉	Kód výrobku	L x B	✉	Kód výrobku
92X2,4	100	43295.000.023	360X4,8	100	43295.000.028	208X3,6	100	43295.000.242
140X3,6	100	43295.000.024	762X7,0	50	43295.000.029	368X3,6	100	43295.000.244
186X4,8	100	43295.000.025	200X2,4	100	43295.000.232	293X4,8	100	43295.000.253
281X3,6	100	43295.000.026	356X2,4	100	43295.000.234	223X7,0	50	43295.005.272
338X7,0	50	43295.000.027						

43299 Kabelová spona s nerezovým klipem — Y70A

Materiál Plast Polyamid (nylon)
Třída PA 6.6
Barva Přírodní

Ty-Rap®

L x B	✉	Kód výrobku	L x B	✉	Kód výrobku	L x B	✉	Kód výrobku
92x2,4	100	43299.000.023	338x7,0	50	43299.000.027	208x3,6	100	43299.000.242
140x3,6	100	43299.000.024	360x4,8	100	43299.000.028	368x3,6	100	43299.000.244
186x4,8	100	43299.000.025	762x7,0	100	43299.000.029	293x4,8	100	43299.000.253
281x3,6	100	43299.000.026	200x2,4	100	43299.000.232	223x7,0	100	43299.005.272

Sada kabelových spon

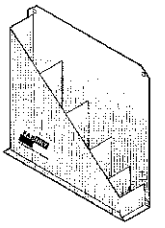

43310	Sada kabelových spon	Y94A

Materiál	Plast Polyamid (nylon)
Třída	PA 6.6

Typ	✉	Kód výrobku	
Sada	1	43310.001.700	• Obsah: • 100 x 2,5 mm - 500 ks • 140 x 3,6 mm - 300 ks • 200 x 4,8 mm - 300 ks • 300 x 4,8 mm - 300 ks • 368 x 4,8 mm - 200 ks

Kabelová spona s okem

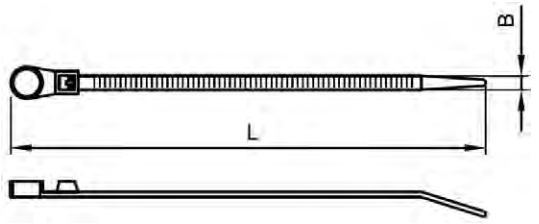

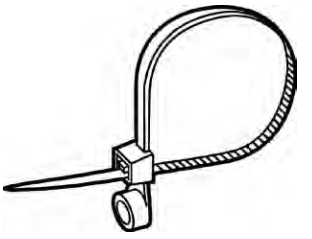

Technické údaje

L x B	Max. ø svazku	Pevnost v tahu v N	Eye diameter ø
110x2.5	22	81	3.2
150x3.6	32	182	4.2
200x4.8	50	222	5.5
377x4.8	102	222	5.5
380x7.6	98	544	6.3

- Podle na dostupnosti se mohou rozměry lišit.

43323	Kabelová spona s okem	W050

Materiál	Plast Polyamid (nylon)
Třída	PA 6.6
Barva	Bílá

L x B	✉	Kód výrobku	L x B	✉	Kód výrobku	L x B	✉	Kód výrobku
110X2,5	100	43323.110.025	200X4,8	100	43323.200.048	380X7,6	100	43323.368.076
150X3,6	100	43323.150.036	377X4,8	100	43323.368.048			

Kabelová spona se štítkem

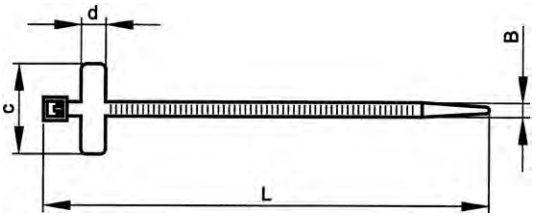

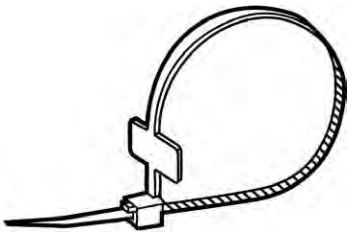

Technické údaje

L x B	c	d	Max. ø svazku	Pevnost v tahu v N	Typ č.
100x2.5	25.4	8	18	81	1
110x2.5	20.4	9.1	18	81	2
200x2.5	25.4	8	50	81	1
220x4.8	28	13	54	225	3
200x4.8 - 4	30	28	54	225	4
270x4.8	28	13	65	225	3
270x4.8 - 4	30	28	65	225	4

- Podle na dostupnosti se mohou rozměry lišit.

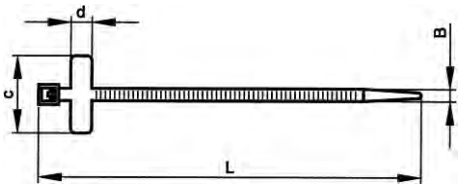

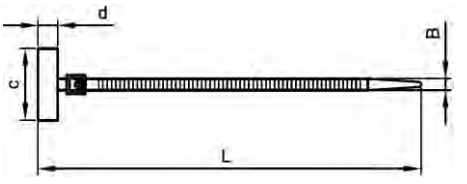

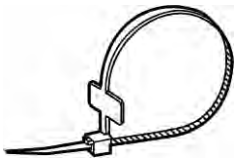

TYP 1

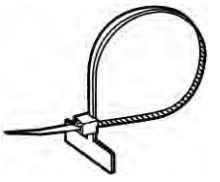

TYP 2

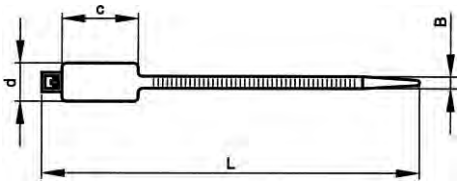

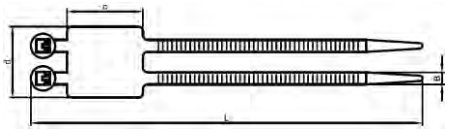

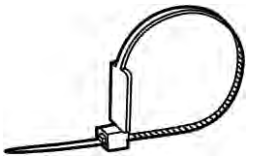

TYP 3

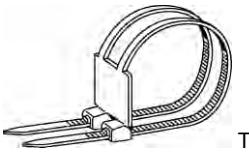

TYP 4

Skupiny produktů

Materiál	Třída	Barva	Kód	Strana
Plast PA	PA 6.6	Bílá	43324	12-124
Plast PA	PA 6.6	Bílá	43325	12-125

43324 **Kabelová spona se štítkem** **W050**

Materiál Plast Polyamid (nylon)
Třída PA 6.6
Barva Bílá

L x B	✉	Kód výrobku	L x B	✉	Kód výrobku	L x B	✉	Kód výrobku
100X2,5MT	100	43324.100.025	200X2,5MT	100	43324.200.025	270X4,8MT	100	43324.270.048
110X2,5MT	100	43324.110.025	220X4,8MT	100	43324.220.048			

43325 **Kabelová spona se štítkem** **W050**

Materiál Plast Polyamid (nylon)
Třída PA 6.6
Barva Bílá

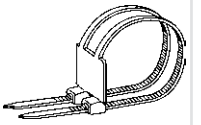

L x B	✉	Kód výrobku
270X4,8MT2	100	43325.270.048

Odjistitelná kabelová spona

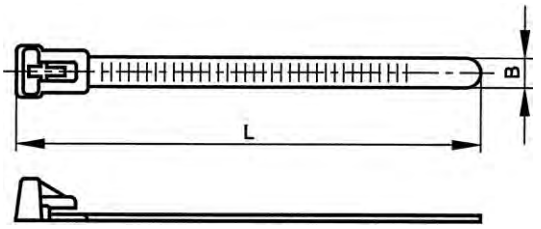

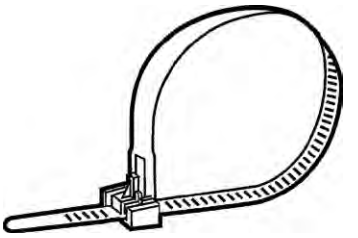

Technické údaje

L x B	Max. ø svazku	Pevnost v tahu v N
140x3.6	33	180
200x4.8	50	220
300x4.8	86	220
368x4.8	102	220
100x7.6	20	220
150x7.6	35	220
200x7.6	50	220
300x7.6	80	220

- Podle na dostupnosti se mohou rozměry lišit.

Skupiny produktů

Materiál	Třída	Barva	Kód	Strana
Plast PA	PA 6.6	Černá	30903	12-125
Plast PA	PA 6.6	Bílá	30904	12-125

30903 **MAXXFAST Odjistitelná kabelová spona** **MF8A**

Materiál Plast Polyamid (nylon)
Třída PA 6.6
Barva Černá

L x B	✉	Kód výrobku	L x B	✉	Kód výrobku	L x B	✉	Kód výrobku
100X7,6	100	30903.100.076	200X7,6	100	30903.200.076	300X7,6	100	30903.300.076
150X7,6	100	30903.150.076						

- Pouze celá balení.

30904 **MAXXFAST Odjistitelná kabelová spona** **MF8A**

Materiál Plast Polyamid (nylon)
Třída PA 6.6
Barva Bílá

L x B	✉	Kód výrobku	L x B	✉	Kód výrobku	L x B	✉	Kód výrobku
140X3,6	100	30904.140.036	300X4,8	100	30904.300.048	368X4,8	100	30904.368.048
200X4,8	100	30904.200.048						

- Pouze celá balení.

Odjistitelná kabelová spona s násadkou

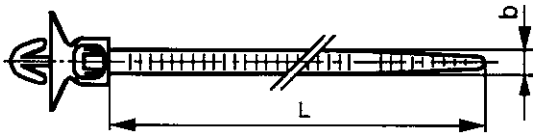

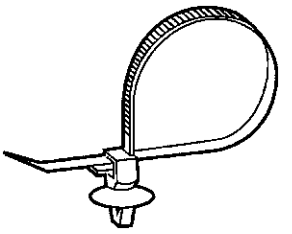

Technické údaje

Č.	**2781**
b	4.5
L	140
Max. ø svazku	8-35
Otvor ø	6.5
Pevnost v tahu v N	140
Tloušťka materiálu	0.6-1.6

- Podle na dostupnosti se mohou rozměry lišit.

56834 **Odjistitelná kabelová spona s násadkou** **W05B**

Materiál Plast Polyamid (nylon)
Třída PA 6.6
Barva Černá

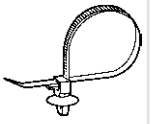

Č.	✉	Kód výrobku
2781 Černá	100	56834.278.101

Kabelová svorka

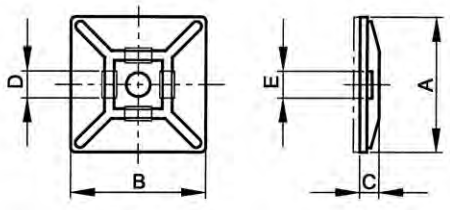

Technické údaje

Typ	A	B	C	D	E
19X19	19	19	4	3.8	3
28X28	28	28	5	5.5	5
2.4-4.8	9	14	7	5	3.5
2.4-9.0	10	37	6.5	9.2	-

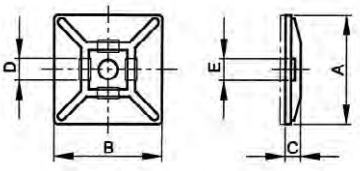

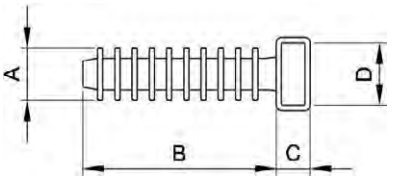

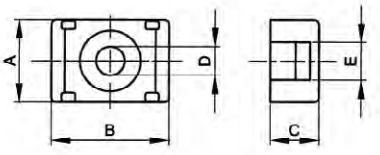

1

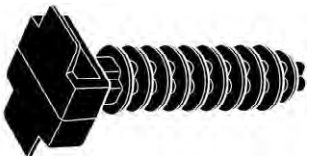

2

3

30908	MAXXFAST Kabelová svorka	MF8A

Materiál Plast Polyamid (nylon)

Rozměr	✉	Kód výrobku	Rozměr	✉	Kód výrobku	Rozměr	✉	Kód výrobku
Type-1-Bílá19X19	100	30908.001.019	Type-1-Černá19X19	100	30908.002.019	Type-3-Černá2,4-4,8	100	30908.102.024
Type-1-Bílá28X28	100	30908.001.028	Type-1-Černá28X28	100	30908.002.028	Type-2-Černá2,4-9,0	100	30908.770.024

- (1) Příchytky stahovacích pásek na kabely 19x19mm PA 6.6 pro stahovací kabelové pásky s šířkou do 3,6mm. Příchytky stahovacích pásek na kabely 28x28mm PA 6.6 pro stahovací kabelové pásky s šířkou do 4,8mm. Jsou dostupné v bílé barvě nebo v černé barvě s ochranou proti UV záření. Samolepící gumový podklad s vysokou adhezí pro rychlou a snadnou instalaci. Alternativně je možné připevnění jedním šroubem.
- (2) Montážní hmoždinka pro stahovací kabelové pásky PA 6.6 v černém provedení odolném vůči UV záření. Při instalaci prostě vyvrtejte otvor (průměr: 7mm * hloubka: 40mm) do zdiva a hmoždinku zatlučte kladivem. Pro stahovací kabelové pásky s šířkou do 9mm.
- (3) Montážní blok pro stahovací kabelové pásky PA 6.6 v černém provedení odolném vůči UV záření. Připevnění jedním vrutem. Pro stahovací kabelové pásky s šířkou do 4,8mm.

Kabelová svorka

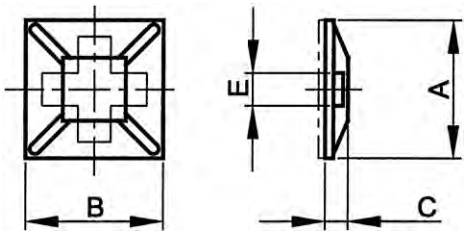

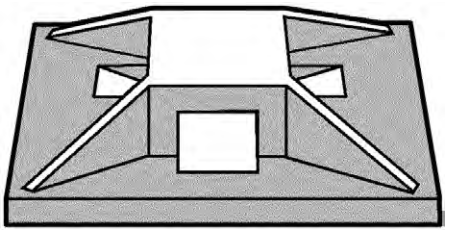

Technické údaje

Č.	A	B	C	D ø	E	Pro kabelové spony
100	12.5	12.5	3.2	-	3.2	3.2
101	21	21	3.5	-	4.7	4.6
101-S	19	19	3.9	3.2	4.5	4.2
102	28	28	4	5	5	4.7/4.8
103	28	28	4	5	5	4.8
1675	25.4	25.4	6.8	4	3.6	2.5
1676	25.4	25.4	6.8	4	7.8	6.5
1708	9	13	6	3.1	4	3.6

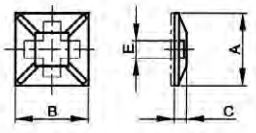

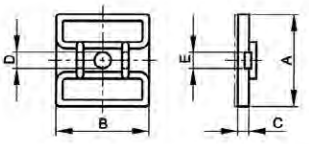

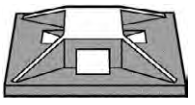

No. 100/101

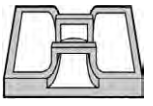

No. 103

56833 **Kabelová svorka** **W05B**

Materiál Plast Polyamid (nylon)
Barva Bílá

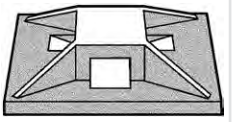

Č.	✉	Kód výrobku	Č.	✉	Kód výrobku
100 SAMOLEPICÍ	100	56833.100.001	103 SAMOLEPICÍ	100	56833.103.001

Ruční kleště pro plastové/kovové kabelové pásky

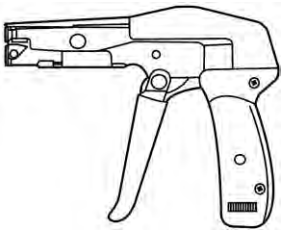

Skupiny produktů

Kód	Strana
30906	12-128
30907	12-128

30906 **MAXXFAST Ruční kleště pro plastové kabelové pásky** **MFNA**

Pro kabel prům.	✉	Kód výrobku	Pro kabel prům.	✉	Kód výrobku
2,4-4,8MM	1	30906.024.048	3,6-9,5MM	1	30906.036.095

- Ruční nástroj na instalaci stahovacích pásek na kabely PA 6.6 šířkou do 4,8mm. Jedním postupem automaticky utahuje a seřezává stahovací kabelové pásky.

30907 **MAXXFAST Ruční kleště pro kovové kabelové pásky** **MFNA**

Pro kabel prům.	✉	Kód výrobku
4,6-7,94MM	1	30907.046.079

- Ruční nástroj pro instalaci nerezových stahovacích pásek na kabely s šířkou do 7,94mm. Jedním postupem automaticky utahuje a seřezává stahovací kabelové pásky.

Hadicová svorka

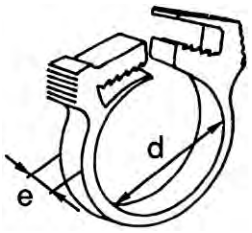

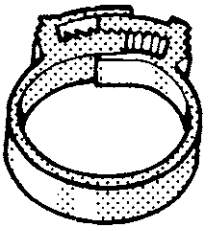

Technické údaje

d	e	d	e
8-9.2	5	20.5-23	7
9.5-10.5	5	22-25	7
10.2-12	6	25-28	7
12-13.5	6	27-30	7.5
12.8-15	7	29.5-32.5	7.5
15-17.2	7	32.5-35.5	8
17-18.5	7	35-38.5	8
18.2-20.5	7		

- d = rozsah sevření

56672 **Hadicová svorka** **W02A**

Materiál Plast Polyamid (nylon)
Třída PA 6.6

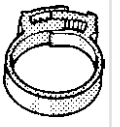

d	✉	Kód výrobku	d	✉	Kód výrobku	d	✉	Kód výrobku
8,0-9,2MM	50	56672.008.009	15,0-17,2MM	50	56672.015.017	25,0-28,0MM	25	56672.025.028
9,2-10,5MM	50	56672.009.011	17,0-18,5MM	25	56672.017.019	27,0-30,0MM	25	56672.027.030
10,2-12,0MM	50	56672.010.012	18,2-20,5MM	25	56672.018.021	29,5-32,5MM	10	56672.029.033
12,0-13,5MM	50	56672.012.014	20,5-23,0MM	25	56672.020.023	32,5-35,5MM	10	56672.032.035
12,8-15,0MM	50	56672.012.015	22,0-25,0MM	25	56672.022.025	35,0-38,5MM	10	56672.035.038

Drátová sedlová spona

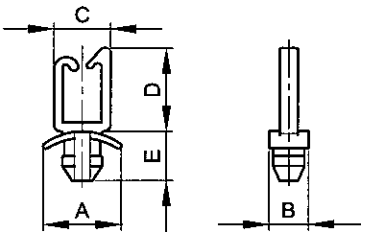

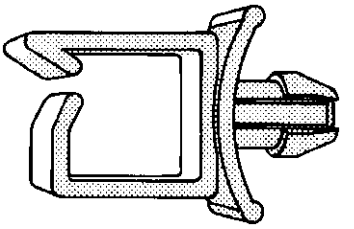

Technické údaje

Č.	0320	1590
A	13.4	12.4
B	5.7	5.5
C	11	11.9
D	13	2.4
E	7.8	8.5
F	-	7.5
Max. ø kabelu	8	5
Otvor ø/ø	4.8 ø	4.8 ø
Tloušťka materiálu	0.4-1.5	0.4-1.8
Typ č.	1	2

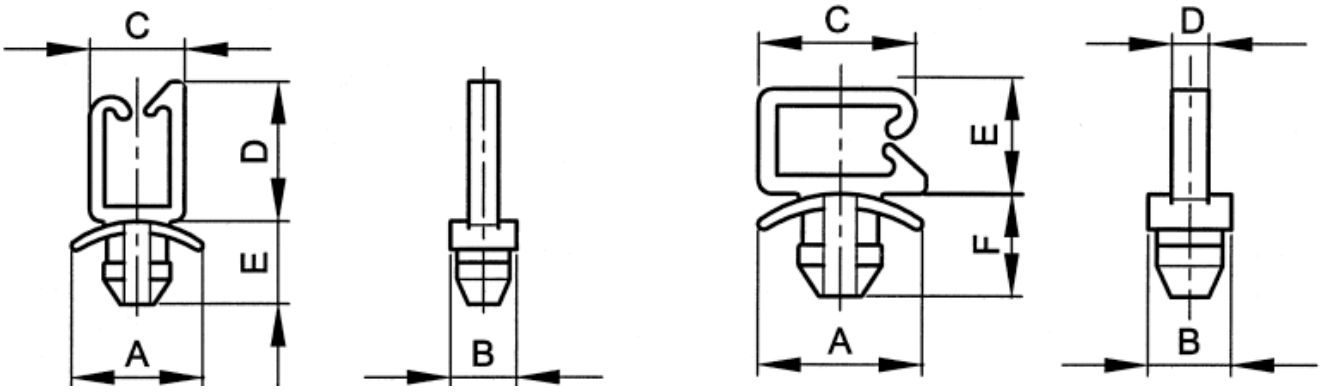

56840 **Drátová sedlová spona** **W05B**

Materiál Plast Polyamid (nylon)
Třída PA 6.6
Barva Bílá

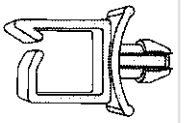

Č.		Kód výrobku	Č.		Kód výrobku
0320 PŘÍRODNÍ	100	56840.032.001	1590 PŘÍRODNÍ	100	56840.159.001

Kabelová spona samolepicí

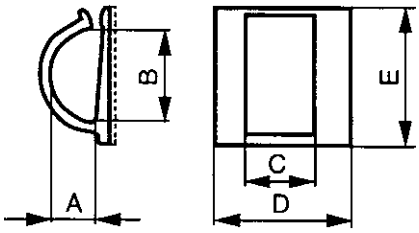



Technické údaje

Č.	1030	1061	1087	1818	2748
A	7	13.5	4	8	6.4
B	11.7	21	4.6	11.7	8
C	12.4	25.4	9.5	9.5	5.5
D	25.4	31.8	16	19	8.8
E	25.4	31.8	16	19	18
Max. ø kabelu	8	16	5	8	6.5
Typ č.	1	1	1	1	2

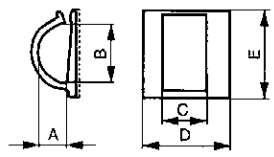

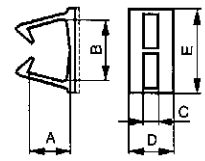



TYP 1

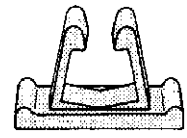

TYP 2

56835	Kabelová spona samolepicí	W05B
Materiál	Plast Polyamid (nylon)	
Třída	PA 6.6	
Barva	Bílá	

Č.	✉	Kód výrobku	Č.	✉	Kód výrobku	Č.	✉	Kód výrobku
1030 PŘÍRODNÍ	100	56835.103.001	1087 PŘÍRODNÍ	100	56835.108.701	2748 PŘÍRODNÍ	100	56835.274.801
1061 PŘÍRODNÍ	100	56835.106.101	1818 PŘÍRODNÍ	100	56835.181.801			

Plochá kabelová spona samolepicí

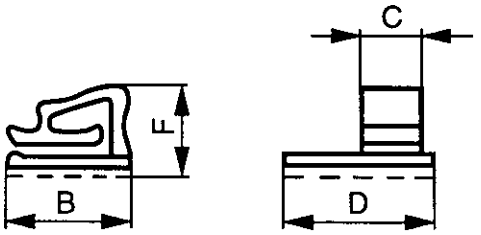

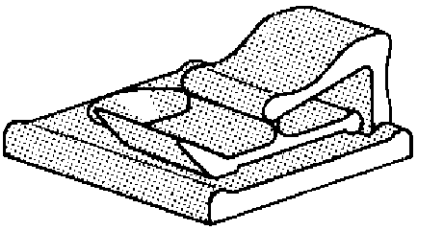

Technické údaje

Č.	A	B	C	D	F
2622	-	16	7	16	10
7122	51	62	8	16	14
7255	-	16	7	16	10

- 2622 - 7122 = S otvorem ve spodním plíšku.

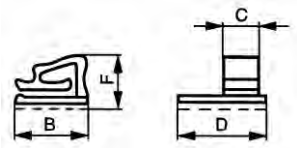

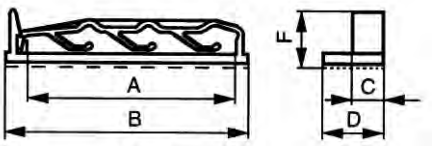

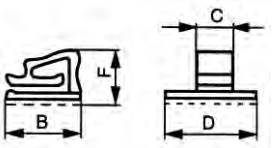

Nr. 2622

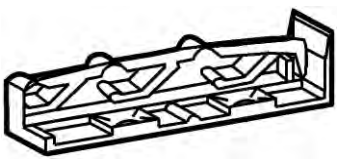

Nr. 7122

Nr. 7255

56832 **Plochá kabelová spona samolepicí** **W05B**

Materiál Plast Polyamid (nylon)
Třída PA 6.6
Barva Bílá

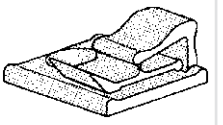

Č.	✉	Kód výrobku	Č.	✉	Kód výrobku	Č.	✉	Kód výrobku
2622 PŘÍRODNÍ	100	56832.262.201	7122 PŘÍRODNÍ	50	56832.712.201	7255 PŘÍRODNÍ	100	56832.725.501

Spona

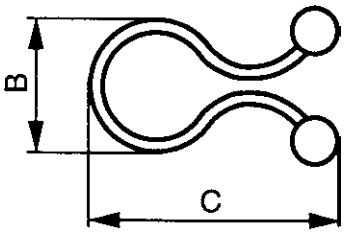



Technické údaje

Č.	B	C	Kabel ø	Typ č.
0787	8.5	20	4-6.9	1
0788	12.5	25	7-9.5	1
0789	15	30	10-12.5	1
0794	23	40	17-20	1
0960	12	25	7-9.5	2
1334	11.9	25	7.5-10	3
1650	19	35	13.5-16	2
1651	23	40	17-20	2
1652	30	46	25-27.5	2

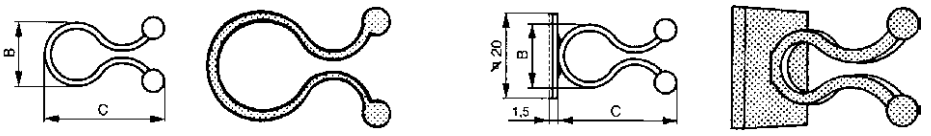

56837 Spona **W05B**

Materiál Plast Polyamid (nylon)
Třída PA 6.6

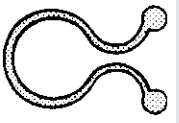

Č. barvy	✉	Kód výrobku	Č. barvy	✉	Kód výrobku	Č. barvy	✉	Kód výrobku
0787 PŘÍRODNÍ	100	56837.078.701	0794 ČERNÁ	100	56837.079.402	1650 PŘÍRODNÍ	100	56837.165.001
0788 PŘÍRODNÍ	100	56837.078.801	0960 PŘÍRODNÍ	100	56837.096.001	1650 ČERNÁ	100	56837.165.002
0788 ČERNÁ	100	56837.078.802	1334 PŘÍRODNÍ	100	56837.133.401	1651 PŘÍRODNÍ	100	56837.165.101
0789 PŘÍRODNÍ	100	56837.078.901	1334 SAMOLEPICÍ	100	56837.133.402	1652 PŘÍRODNÍ	100	56837.165.201
0794 PŘÍRODNÍ	100	56837.079.401						

Nylonová rozpěrka

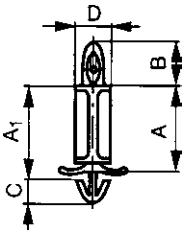

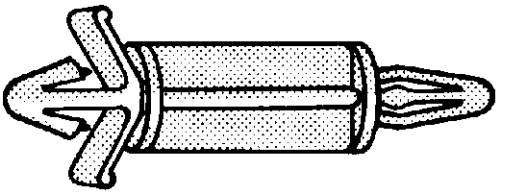

Technické údaje

Č.	7061	7062	7065	7112	7115	7192	7193
A	4.8	6.4	6.4	13.2	10.2	9.5	6.4
A_1	8.4	9.9	7.9	19.6	13.2	-	-
B	10	10	9.5	4	10	10	10
C	5.5	5.5	1.5	4	7	6.4	6.4
D ø	7	7	5.8	10	7.1	9	9
Otvor základové desky ø/□	4.8 ø	4.8 ø	6.3 □	4.9 ø	4.8 ø	4 ø	4 ø
Otvor štítku ø	4	4	4	4.9	3.5	4	4
Tloušťka základové desky	0.4-2	0.4-2	1.6	1.4-1.8	0.8-3	0.4-3	0.4-3
Tloušťka štítku	1.6	1.6	1.6	1.4-1.8	0.8-2.5	1.6	1.6
Typ č.	1	1	3	5	6	2	2

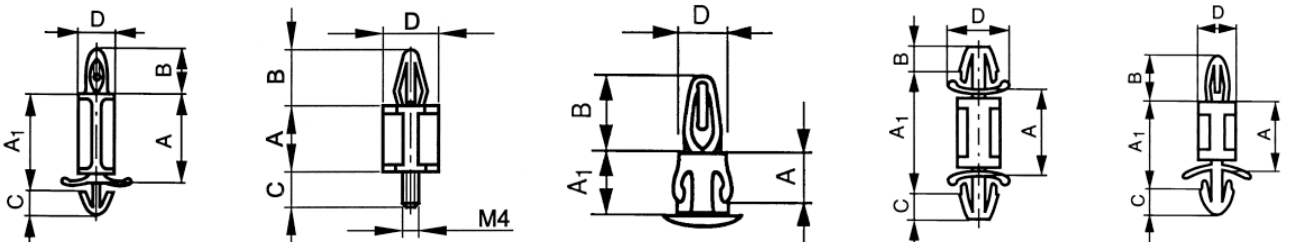

56839 **Nylonová rozpěrka** **W05B**

Materiál Plast Polyamid (nylon)
Třída PA 6.6
Barva Bílá

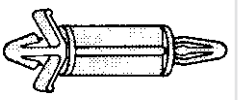

Č.	✉	Kód výrobku	Č.	✉	Kód výrobku	Č.	✉	Kód výrobku
7061 PŘÍRODNÍ	100	56839.706.101	7112 PŘÍRODNÍ	100	56839.711.201	7192 PŘÍRODNÍ	100	56839.719.201
7062 PŘÍRODNÍ	100	56839.706.201	7115 PŘÍRODNÍ	100	56839.711.501	7193 PŘÍRODNÍ	100	56839.719.301
7065 PŘÍRODNÍ	100	56839.706.501						

Zatloukací nýt

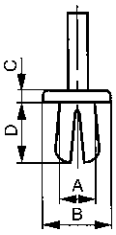

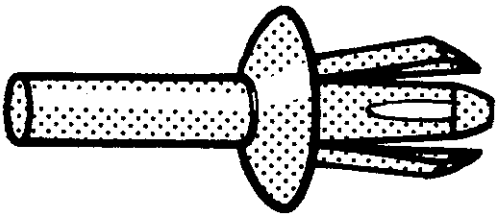

Technické údaje

Č.	0164	0756	0765	0780	1283	7005
A ø	4.2	3.5	6.2	4.8	4.8	3.8
B ø	6	6.3	11	8.7	7.1	7.5
C	1.5	1.8	2	2.5	1.2	1.3
D	5	6.6	12.3	7.4	11.1	8.2
Otvor ø	4.3-4.8	3.4-3.6	6.4-7	4.75	4.8-5.4	4-4.2
Tloušťka materiálu	1-3.5	3.2-4.8	5.5-9.5	1.6-4.75	4-8.7	4-6.5
Typ č.	1	2	1	1	3	3

- Větší průměr je doporučeno použít u silných plechů.
- Doporučujeme vám stanovit přesný průměr otvoru na základě zkoušek.

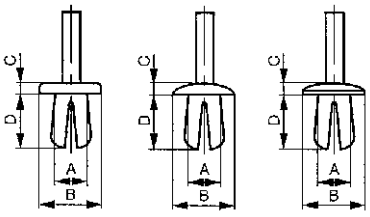

TYP 1 TYP 2 TYP 3

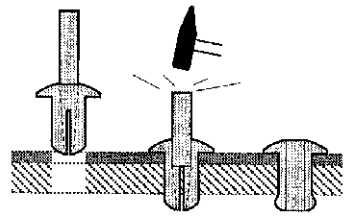

56819 **Zatloukací nýt** **W05B**

Materiál Plast Polyamid (nylon)
Třída PA 6.6
Barva Rozmanitá

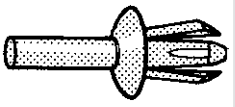

Č. barvy	✉	Kód výrobku	Č. barvy	✉	Kód výrobku	Č. barvy	✉	Kód výrobku
0756 Přírodní	100	56819.075.601	0780 Přírodní	100	56819.078.001	1283 Černá	100	56819.128.302
0756 Černá	100	56819.075.602	0780 Černá	100	56819.078.002	7005 Přírodní	100	56819.700.501
0765 Přírodní	100	56819.076.501	1283 Přírodní	100	56819.128.301	7005 Černá	100	56819.700.502
0765 Černá	100	56819.076.502						

Šroubový nýt

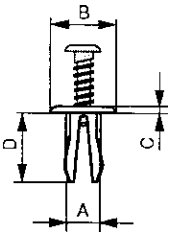

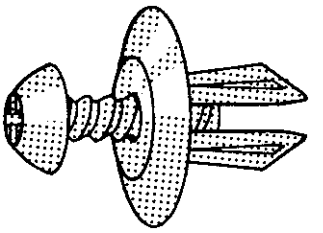

Technické údaje

Č.	2384	2710	3008
A ø	6	5	8
B ø	16	12	20
C	1.5	1.5	1.3
D	11	11	14
Otvor ø	6.5	5	8
Tloušťka materiálu	4	3.75-6	3-10

- Větší průměr je doporučeno použít u silných plechů.
- Doporučujeme vám stanovit přesný průměr otvoru na základě zkoušek.

Údaje o montáži

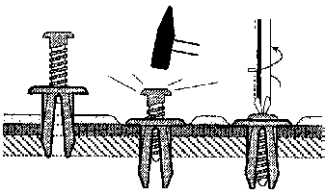

56818 **Šroubový nýt** **W05B**

Materiál Plast Polyamid (nylon)
Třída PA 6.6
Barva Černá

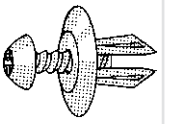

Č.	✉	Kód výrobku	Č.	✉	Kód výrobku	Č.	✉	Kód výrobku
2384 ČERNÁ	100	56818.238.401	2710 ČERNÁ	100	56818.271.001	3008 ČERNÁ	100	56818.300.801

Ozubený nýt

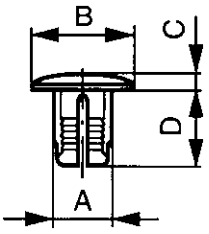

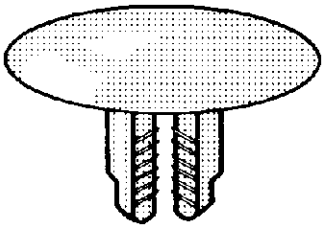

Technické údaje

Č.	7012	7013	7015
A ø	7	7	7
B ø	19.1	19.1	10.3
C	2.4	2.4	1.6
D	8.7	12.4	5.7
Otvor	7.1	7.1	7.1
Tloušťka materiálu	8.8-12.7	12.7-20.6	6-7.5

Údaje o montáži

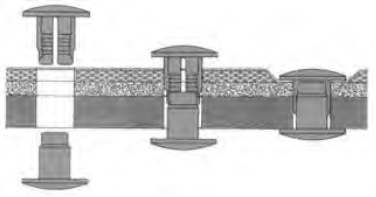

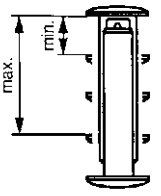

56830 **Ozubený nýt** **W05B**

Materiál Plast Polyamid (nylon)
Třída PA 6.6
Barva Bílá

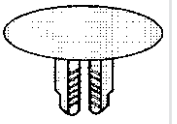

Č.	✉	Kód výrobku	Č.	✉	Kód výrobku	Č.	✉	Kód výrobku
7012 PŘÍRODNÍ	100	56830.701.201	7013 PŘÍRODNÍ	100	56830.701.301	7015 PŘÍRODNÍ	100	56830.701.501

- POZOR: balení 100 ks = 50 spojů.

Zatlačovací nýt

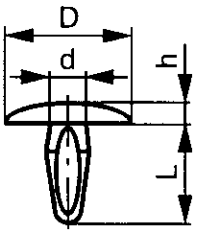

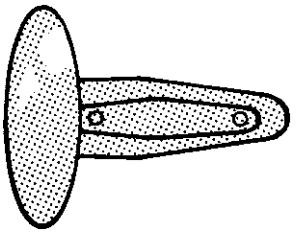

Technické údaje

Č.	0001	0130	0796	1840	1854
D ø	14	14	14	7.9	9.5
d ø	4.7	6	4.6	2.6	4.6
h	2.2	2.5	3	1.3	1.5
L	15	19	14.5	12.3	11.1
Otvor ø	4.8	6	5	2.7	4.8
Tloušťka materiálu	3-6	3-7	2	0.8-3.6	0.8-4

Údaje o montáži

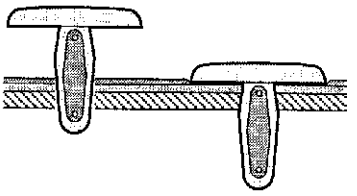

56824 **Zatlačovací nýt** **W05B**

Materiál Plast Polyamid (nylon)
Třída PA 6.6
Barva Rozmanitá

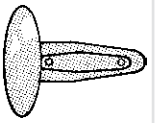

Č. barvy	✉	Kód výrobku	Č. barvy	✉	Kód výrobku	Č. barvy	✉	Kód výrobku
0001 ČERNÁ	100	56824.000.101	0796 BÍLÁ	100	56824.079.602	1854 PŘÍRODNÍ	100	56824.185.401
0130 BÍLÁ	100	56824.013.001	1840 ČERNÁ	100	56824.184.001	1854 ČERNÁ	100	56824.185.402
0796 ČERNÁ	100	56824.079.601						

Průchodka

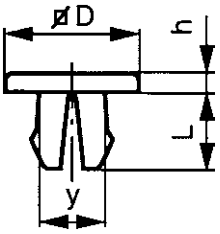

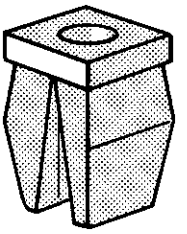

Technické údaje

Č.	0012	0013	0916	1378
D ø/□	13 ø	9.5 ø	10 □	5.6 □
h	1.5	1.2	3	1.3
L	8.3	8.3	8	5.6
Otvor ø/ø	7 □	7 □	6 ø	4.3 □
Pro šroub	ST4.2	ST4.2	ST4.2	ST2.9
Tloušťka materiálu	0.8-4	0.8-4	0.8-4.5	0.8-2
Typ č.	1	1	2	2
Y	6.9	6.9	5.6	4.3

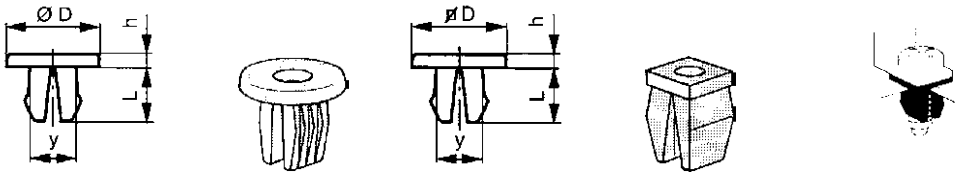

TYP 1 TYP 2

56210 **Průchodka** **W05B**

Materiál Plast Polyamid (nylon)
Třída PA 6.6
Barva Přírodní

Č.	✉	Kód výrobku	Č.	✉	Kód výrobku	Č.	✉	Kód výrobku
0012	100	56210.012.001	0916	100	56210.091.601	1378	100	56210.137.801
0013	100	56210.013.001						

Běžec

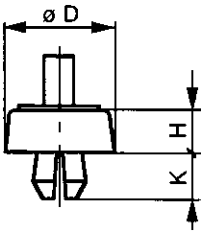

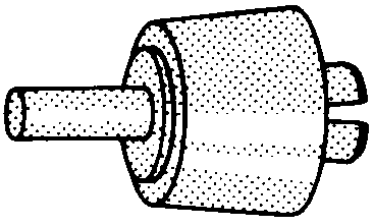

Technické údaje

Č.	0897	1024	1162	1806	2243
D ø	17	16	12	16	21
H	10.5+0.5	6.5+0.5	3.6	12	15
K	4	7	5.5	8	7
Otvor ø . dřevo	7+0.2	7+0.2	6+0.2	8+0.1	8+0.2
Otvor ø . ocel	7+0.1	7+0.2	6+0.2	7.7+0.1	7.7+0.1
Tloušťka materiálu	1-2.5	1.5-3	0.8-2	0.9-1.5	0.8-4

- Materiál č. 0897: polystyrol, ostatní čísla: polyamid PA 6.6

Údaje o montáži

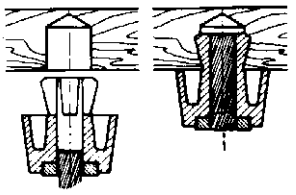

56843 Běžec **W05B**

Materiál Plast Polyamid (nylon)
Třída PA 6.6
Barva Černá

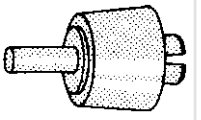

Č.	✉	Kód výrobku	Č.	✉	Kód výrobku	Č.	✉	Kód výrobku
0897 ČERNÁ	50	56843.089.701	1162 ČERNÁ	50	56843.116.201	2243 ČERNÁ	50	56843.224.301
1024 ČERNÁ	50	56843.102.401	1806 ČERNÁ	50	56843.180.601			

Zarážka samolepící

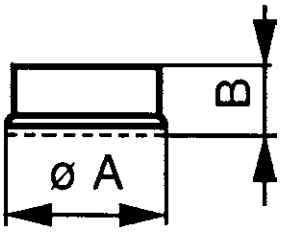

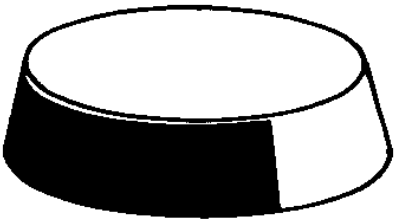

Technické údaje

Č.	A ø/□	B	Typ č.
7220	12.7 ø	3.5	1
7224	12.7 ø	1.5	1
7229	22.3 ø	10.2	3
7231	20.6 ø	7.6	2
7239	12.7 ø	3.0	2

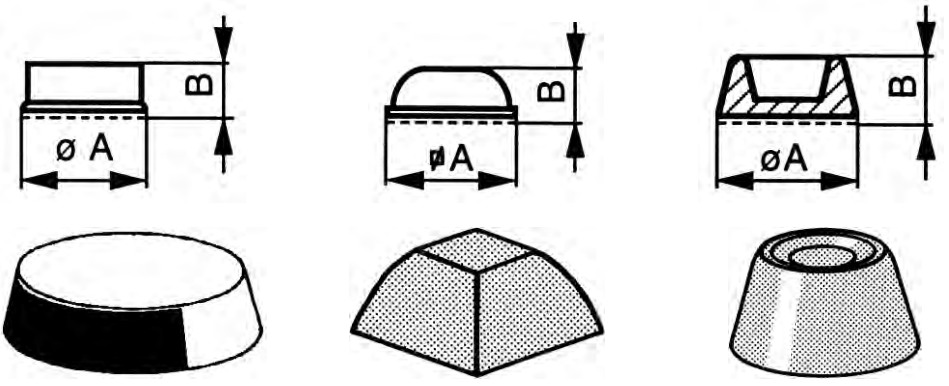

TYP 1 TYP 2 TYP 3

56890 **Zarážka samolepící** **W05B**

Materiál Plast Polyuretan
Barva Černá

Č.	✉	Kód výrobku	Č.	✉	Kód výrobku	Č.	✉	Kód výrobku
7220 ČERNÁ	100	56890.722.001	7229 ČERNÁ	100	56890.722.901	7239 ČERNÁ	100	56890.723.901
7224 ČERNÁ	100	56890.722.401	7231 ČERNÁ	100	56890.723.101			

Ochranná zarážka

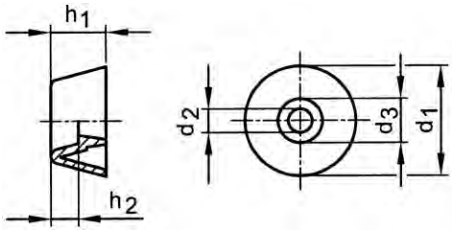

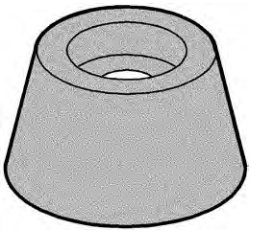

Technické údaje

d_1	d_2	d_3	h_1	h_2
15	3.2	6	7.5	4
20	4.3	8	10	5
25	4.3	10	12.5	6.5
30	5.3	12	15	7.5

- Speciální vlastnosti ochranných zarážek:
- Měkká, avšak velmi pevná pružná zarážka.
- Pro montáž v železných konstrukcích, posuvných stěnách apod.
- Nízká konstrukční výška a úhledný, hladký povrch.
- Jednoduchá montáž pomocí jediného šroubového spoje nebo zatloukacího nýtu.

56799 **Ochranná zarážka** **W05E**

Materiál Plast Polyvinylchlorid
Barva Černá

d_1	✉	Kód výrobku	d_1	✉	Kód výrobku	d_1	✉	Kód výrobku
15MM	25	56799.150.001	25MM	25	56799.250.001	30MM	25	56799.300.001
20MM	25	56799.200.001						

Misková podložka uzavřená PA

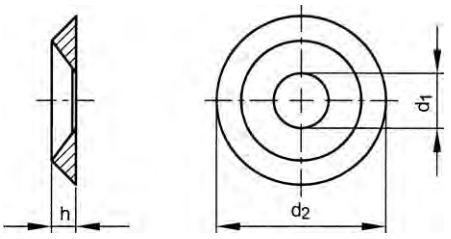

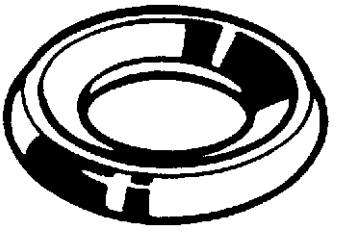

Technické údaje

Pro nom. velikost	d_1	d_2	h	Pro nom. velikost	d_1	d_2	h
M3	3.2	10.2	2.8	**M5**	5.3	14	3.8
M4	4.3	12	3.2	**M6**	6.4	16	4.5

Skupiny produktů

Materiál	Třída	Barva	Kód	Strana
Plast PA	PA 6.6	Bílá	56680	12-142
Plast PA	PA 6.6	Černá	56690	12-143

56680 **Misková podložka uzavřená PA** **W02A**

Materiál Plast Polyamid (nylon)
Třída PA 6.6
Barva Bílá

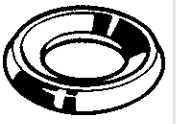

Pro nom. velikost	✉	Kód výrobku	Pro nom. velikost	✉	Kód výrobku	Pro nom. velikost	✉	Kód výrobku
M3	100	56680.030.001	M5	50	56680.050.001	M6	25	56680.060.001
M4	50	56680.040.001						

56690 **Misková podložka uzavřená PA** **W02A**

Materiál Plast Polyamid (nylon)
Třída PA 6.6
Barva Černá

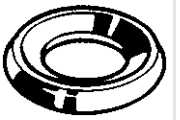

Pro nom. velikost	✉	Kód výrobku	Pro nom. velikost	✉	Kód výrobku	Pro nom. velikost	✉	Kód výrobku
M3	100	56690.030.001	M5	50	56690.050.001	M6	25	56690.060.001
M4	50	56690.040.001						

Pojistná podložka

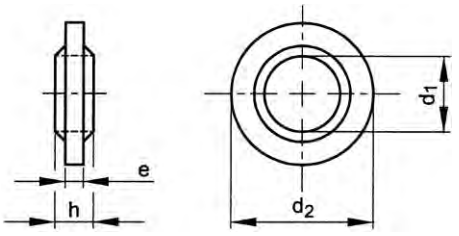

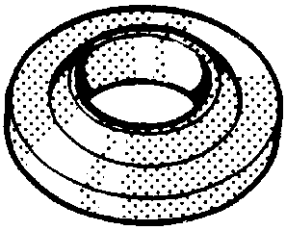

Technické údaje

Pro nom. velikost	d_1	d_2	e	h
M3	3.1	7	0.6	12
M4	4.2	9	1.2	2.8
M5	5.2	10.6	1.4	3
M6	6.1	12	1.6	3.8
M8	8.1	16.2	1.8	4
M10	10.2	19.6	2.1	5

Pro nom. velikost	d_1	d_2	e	h
M12	12.1	22	2.2	5
M14	14.2	25.4	2.4	5.5
M16	16.2	29.4	2.5	62
M18	218.2	32	2.5	6.8
M20	20.3	35.7	2.7	7

56770 **Pojistná podložka** **W02A**

Materiál Plast Polyamid (nylon)
Třída PA 6.6
Barva Bílá

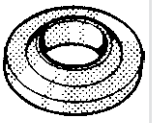

Pro nom. velikost	✉	Kód výrobku	Pro nom. velikost	✉	Kód výrobku	Pro nom. velikost	✉	Kód výrobku
M3	100	56770.030.001	M8	50	56770.080.001	M14	25	56770.140.001
M4	100	56770.040.001	M10	50	56770.100.001	M16	25	56770.160.001
M5	100	56770.050.001	M12	50	56770.120.001	M20	10	56770.200.001
M6	100	56770.060.001						

Osazená podložka

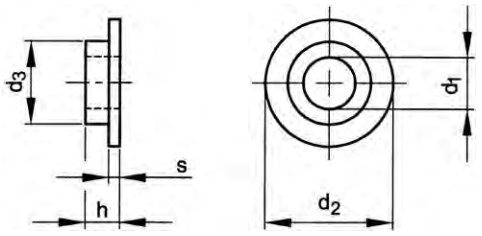

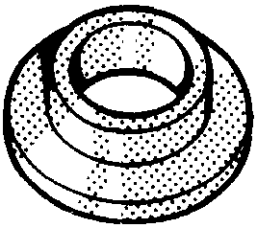

Technické údaje

Pro nom. velikost	d_1	d_2	d_3	h	s
M3	3.1	8.1	6.1	2	1.2
M4	4.3	12	6.5	2.6	1.5
M5	5	12	9	4.9	2
M6	6.5	15.8	9.6	4.4	1.6

56710 Osazená podložka **W02A**

Materiál Plast Polyamid (nylon)
Třída PA 6.6
Barva Bílá

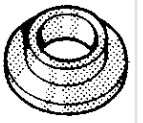

Pro nom. velikost	✉	Kód výrobku	Pro nom. velikost	✉	Kód výrobku	Pro nom. velikost	✉	Kód výrobku
M3	100	56710.030.001	M5	100	56710.050.001	M6	50	56710.060.001
M4	100	56710.040.001						

Izolační pouzdro

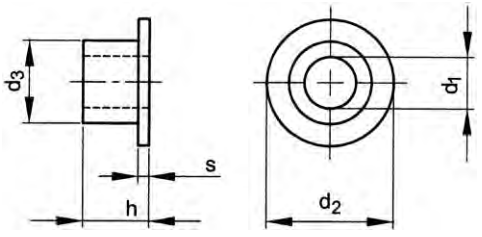



Technické údaje

Pro nom. velikost	d_1	d_2	d_3	h	s
M5	5	10.5	8.5	4.8	1.5
M6	6.1	12.2	8	6	2
M8	8.1	20	14.2	11.9	2.6
M10	10.1	19.8	14.9	11.8	2.6
M12	12.1	23.9	17.7	15.6	2.6
M14	14.1	25.9	19.8	17.8	2.7
M16	16.1	27.7	21.7	19.7	3.1
M20	20.1	31.9	26.7	23.9	3.1

Příklad izolace proti kontaktní korozi šroubového spojení

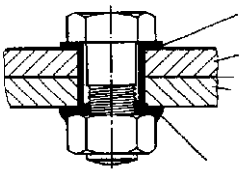

izolační pouzdro
mosaz
tenká nylonová vrstva
ocel
pojistný těsnící kroužek DUBO

56760 **Izolační pouzdro** **W02A**

Materiál Plast Polyamid (nylon)
Třída PA 6.6
Barva Bílá



Pro nom. velikost	✉	Kód výrobku	Pro nom. velikost	✉	Kód výrobku	Pro nom. velikost	✉	Kód výrobku
M5	100	56760.050.001	M10	50	56760.100.001	M16	10	56760.160.001
M6	100	56760.060.001	M12	50	56760.120.001	M20	10	56760.200.001
M8	50	56760.080.001	M14	25	56760.140.001			

Kluzné ložisko

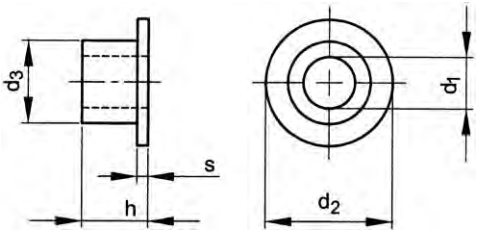



Technické údaje

d_1	d_2	d_3	h	s	d_1	d_2	d_3	h	s
3	8	5	7	2	**18**	30	22	25	2.5
4	9	6	8	2	**20**	30	24	26	2
5	11	8	10	2	**25**	37	30	30	2.5
6	12	9	11	2	**28**	40	33	33	2.5
8	16	11	13	2	**30**	42	35	35	2.5
10	18	13	15	2	**32**	45	38	38	3
12	21	16	19	2	**40**	55	46	46	3
14	28	18	21	3	**50**	67	56	50	3.5
16	28	20	22	2.5	**60**	81	68	50	4

- Speciální vlastnosti kluzných ložisek:
- Vyrobena ze samomazného nylonu 6.6 a v provedení s dorazovým nákružkem.
- Odolná nečistotám, povětrnostním vlivům a většině chemikálií.
- Obzvláště vhodná pro nehlučné závěsy, stroje s nízkými otáčkami.
- Navíc elektrické odizolování hřídele a ložiskového tělesa.
- Vhodná pro uložení h6/H7.
- Ložisková vůle po montáži cca 1% průměru hřídele.

56806 **Kluzné ložisko** **W03E**

Materiál Plast Polyamid (nylon)
Třída PA 6.6
Barva Přírodní



d_1	✉	Kód výrobku	d_1	✉	Kód výrobku	d_1	✉	Kód výrobku
3MM	100	56806.030.001	12MM	100	56806.120.001	28MM	10	56806.280.001
4MM	100	56806.040.001	14MM	100	56806.140.001	30MM	10	56806.300.001
5MM	100	56806.050.001	16MM	100	56806.160.001	32MM	10	56806.320.001
6MM	100	56806.060.001	18MM	50	56806.180.001	40MM	5	56806.400.001
8MM	100	56806.080.001	20MM	50	56806.200.001	50MM	5	56806.500.001
10MM	100	56806.100.001	25MM	25	56806.250.001	60MM	3	56806.600.001

Izolační pouzdro

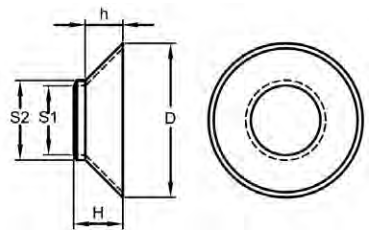

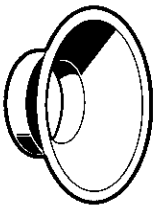

Technické údaje

Pro nom. velikost	D	h	H	s_1	s_2
M3	8.2	1.7	3.7	3.1	4.9
M4	10.4	2.3	4.3	4.1	5.9
M5	12.4	2.8	4.8	5.1	6.9
M6	14.4	3.3	5.3	6.1	7.9
M8	18.6	4.4	6.4	8.1	9.9
M10	22.5	5.0	10.3	10.2	12.4
M12	26.8	6.5	8.5	12.1	13.9

56767 **Izolační pouzdro** **W05E**

Materiál Plast Polyamid (nylon)
Třída PA 6.6
Barva Přírodní

Pro nom. velikost	✉	Kód výrobku	Pro nom. velikost	✉	Kód výrobku	Pro nom. velikost	✉	Kód výrobku
M3	100	56767.030.002	M6	100	56767.060.002	M10	100	56767.100.002
M4	100	56767.040.002	M8	100	56767.080.002	M12	100	56767.120.002
M5	100	56767.050.002						

Nylonová průchodka

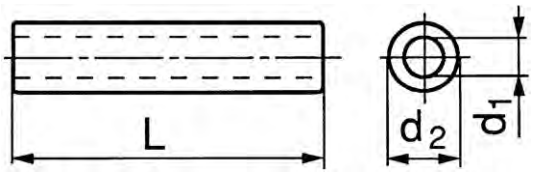



Technické údaje

Pro nom. velikost	d_1
2.5	2.6
3	3.1
3.5	3.6
4	4.2
5	5.2

Pro nom. velikost	d_1
6	6.2
8	8.2
10	10.3
12	12.8

56800 **Nylonová průchodka** **W02A**

Materiál Plast Polyamid (nylon)
Třída PA 6.6
Barva Bílá

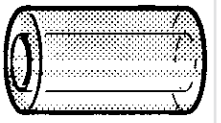

Pro nom. velikost x d_2 x L	✉	Kód výrobku	Pro nom. velikost x d_2 x L	✉	Kód výrobku	Pro nom. velikost x d_2 x L	✉	Kód výrobku
2,5X4X2MM	500	56800.024.002	2,5X5X25MM	500	56800.025.025	3X5X15MM	500	56800.029.015
			2,5X5X30MM	500	56800.025.030	3X5X20MM	500	56800.029.020
2,5X5X2MM	500	56800.025.002				3X5X25MM	500	56800.029.025
2,5X5X3MM	500	56800.025.003	3X5X2MM	500	56800.029.002	3X5X30MM	500	56800.029.030
2,5X5X5MM	500	56800.025.005	3X5X3MM	500	56800.029.003			
2,5X5X7,5MM	500	56800.025.007	3X5X5MM	500	56800.029.005	3X8X2,5MM	500	56800.030.002
2,5X5X10MM	500	56800.025.010	3X5X7,5MM	500	56800.029.007	3X8X3MM	500	56800.030.003
2,5X5X15MM	500	56800.025.015	3X5X10MM	500	56800.029.010	3X8X5MM	500	56800.030.005
2,5X5X20MM	500	56800.025.020						

56800 Nylonová průchodka ←

Pro nom. velikost x d_2 x L	✉	Kód výrobku	Pro nom. velikost x d_2 x L	✉	Kód výrobku	Pro nom. velikost x d_2 x L	✉	Kód výrobku
3X8X7,5MM	500	56800.030.007	5X10X3MM	200	56800.050.003	8X12X30MM	200	56800.080.030
3X8X10MM	500	56800.030.010	5X10X5MM	200	56800.050.005			
3X8X15MM	500	56800.030.015	5X10X7,5MM	200	56800.050.007	8X15X15MM	200	56800.081.515
3X8X20MM	500	56800.030.020	5X10X10MM	200	56800.050.010			
3X8X25MM	500	56800.030.025	5X10X15MM	200	56800.050.015	8,2X18X5MM	100	56800.082.005
3X8X30MM	500	56800.030.030	5X10X20MM	200	56800.050.020			
			5X10X25MM	200	56800.050.025	10X15X3MM	200	56800.100.003
3,5X6X3MM	200	56800.035.003	5X10X30MM	200	56800.050.030	10X15X5MM	200	56800.100.005
3,5X6X5MM	200	56800.035.005				10X15X7,5MM	200	56800.100.007
3,5X6X7,5MM	200	56800.035.007	6X10X2,5MM	200	56800.060.002	10X15X10MM	200	56800.100.010
3,5X6X10MM	200	56800.035.010	6X10X3MM	200	56800.060.003	10X15X15MM	200	56800.100.015
3,5X6X15MM	200	56800.035.015	6X10X5MM	200	56800.060.005	10X15X20MM	200	56800.100.020
3,5X6X20MM	200	56800.035.020	6X10X7,5MM	200	56800.060.007	10X15X25MM	200	56800.100.025
3,5X6X25MM	200	56800.035.025	6X10X10MM	200	56800.060.010	10X15X30MM	200	56800.100.030
3,5X6X30MM	200	56800.035.030	6X10X15MM	200	56800.060.015			
			6X10X20MM	200	56800.060.020	10X22X20MM	200	56800.102.020
4X8X2,5MM	200	56800.040.002	6X10X25MM	200	56800.060.025			
4X8X3MM	200	56800.040.003	6X10X30MM	200	56800.060.030	12X18X3MM	200	56800.120.003
4X8X5MM	200	56800.040.005				12X18X5MM	200	56800.120.005
4X8X7,5MM	200	56800.040.007	8X12X3MM	200	56800.080.003	12X18X7,5MM	200	56800.120.007
4X8X10MM	200	56800.040.010	8X12X5MM	200	56800.080.005	12X18X10MM	200	56800.120.010
4X8X15MM	200	56800.040.015	8X12X7,5MM	200	56800.080.007	12X18X15MM	200	56800.120.015
4X8X20MM	200	56800.040.020	8X12X10MM	200	56800.080.010	12X18X20MM	200	56800.120.020
4X8X25MM	200	56800.040.025	8X12X15MM	200	56800.080.015	12X18X25MM	200	56800.120.025
4X8X30MM	200	56800.040.030	8X12X20MM	200	56800.080.020	12X18X30MM	200	56800.120.030
			8X12X25MM	200	56800.080.025			

Izolační průchodka

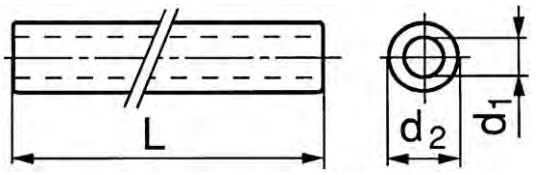

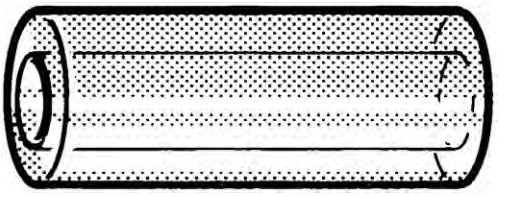

56772 Izolační průchodka 2 metry **W03G**

Materiál Plast Polyamid (nylon)
Třída PA 6.6

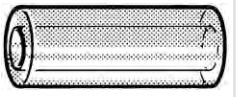

Pro nom. velikost	✉	Kód výrobku	Pro nom. velikost	✉	Kód výrobku	Pro nom. velikost	✉	Kód výrobku
4X5MM	100	56772.040.005	8X5MM	100	56772.080.005	12X5MM	100	56772.120.005
			8X6MM	100	56772.080.006	12X10MM	100	56772.120.010
5X5MM	100	56772.050.005	8X10MM	50	56772.080.010			
5X10MM	100	56772.050.010				16X5MM	100	56772.160.005
			10X5MM	100	56772.100.005	16X25MM	25	56772.160.025
6X5MM	100	56772.060.005	10X8MM	100	56772.100.008			
						20X5MM	100	56772.200.005

Krycí zátka

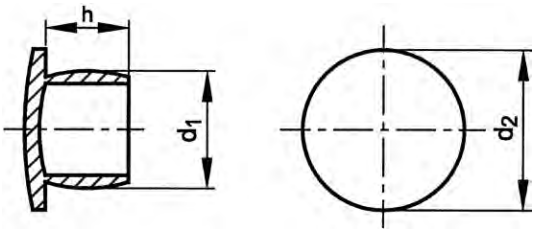

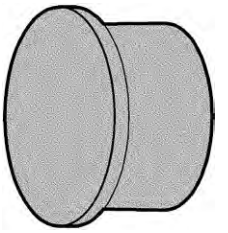

Technické údaje

d_1	d_2	h	d_1	d_2	h
2.1	3.5	7	**19.6**	26	9
2.6	12	4	**20.0**	25.5	9
2.7	12	6	**21.0**	26	13
3.3	12	6	**22.3**	29	9
4.4	9	5.5	**23.0**	27.3	19.3
4.7	7	5	**24.0**	27	12.5
5.2	11	6	**24.5**	32	13
5.4	12	7.5	**25.0**	31.5	6
6.0	11	7	**26.0**	31.5	12
6.6	7.5	5	**27.2**	29.6	15
7.2	11	6.5	**28.6**	34.5	15
7.3	11	6	**31.2**	38	13
8.0	12	7	**33.5**	41	11.5
8.5	12	8	**34.0**	40	20
8.8	11.5	8	**35.5**	47	15
9.3	12.5	9	**36.5**	47	18
10.0	15	9	**39.5**	46	15
10.1	12	4	**42.0**	44.5	13
10.7	14.5	9	**43.3**	50	15
11.9	14.2	8	**45.5**	51	16
12.8	17.5	9	**45.8**	51	16
13.2	17.5	8	**50.5**	57	14
13.6	19	8.5	**52.0**	60	16
14.6	18.5	9.5	**55.5**	60	16
15.4	19	8.5	**58.0**	63	18
15.7	19	8.5	**61.5**	74	20
16.8	20	9	**70.0**	80	18
17.2	23	10	**85.0**	95	18
18.8	21.5	9	**110.0**	130	18

- Přesná válcová zátka s dobrými těsnícími vlastnostmi.
- Pro zatěsnění dočasných vyvrtaných nebo závitových otvorů, ale i pro dlouhodobou ochranu.
- Vynikající přilnavost a tím maximální spolehlivost i v obtížných situacích.

56780 **Krycí zátka** **W05E**

Materiál Plast Polyester
Barva Přírodní

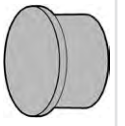

d_1	✉	Kód výrobku	d_1	✉	Kód výrobku	d_1	✉	Kód výrobku
2,1MM	100	56780.021.001	10,1MM	100	56780.101.001	24,5MM	50	56780.245.001
2,6MM	100	56780.026.001	10,7MM	100	56780.107.001	25,0MM	50	56780.250.001
2,7MM	100	56780.027.001	11,9MM	100	56780.119.001	26,0MM	50	56780.260.001
3,3MM	100	56780.033.001	12,8MM	100	56780.128.001	27,2MM	50	56780.272.001
4,4MM	100	56780.044.001	13,2MM	100	56780.132.001	28,6MM	50	56780.286.001
4,7MM	100	56780.047.001	13,6MM	100	56780.136.001	31,2MM	50	56780.312.001
5,2MM	100	56780.052.001	14,6MM	100	56780.146.001	33,5MM	25	56780.335.001
5,4MM	100	56780.054.001	15,4MM	100	56780.154.001	34,0MM	25	56780.340.001
6,0MM	100	56780.060.001	15,7MM	100	56780.157.001	35,5MM	100	56780.355.001
6,6MM	100	56780.066.001	16,8MM	100	56780.168.001	36,5MM	25	56780.365.001
7,0MM	100	56780.070.001	17,2MM	100	56780.172.001	39,5MM	25	56780.395.001
7,2MM	100	56780.072.001	18,8MM	100	56780.188.001	42,0MM	25	56780.420.001
7,3MM	100	56780.073.001	19,6MM	100	56780.196.001	43,3MM	25	56780.433.001
8,0MM	100	56780.080.001	20,0MM	50	56780.200.001	45,5MM	25	56780.455.001
8,5MM	100	56780.085.001	21,0MM	50	56780.210.001	45,8MM	25	56780.458.001
8,8MM	100	56780.088.001	22,3MM	50	56780.223.001	50,5MM	25	56780.505.001
9,3MM	100	56780.093.001	23,0MM	100	56780.230.001	52,0MM	25	56780.520.001
10,0MM	100	56780.100.001	24,0MM	50	56780.240.001	55,5MM	25	56780.555.001

56780	Krycí zátka								←
d_1	✉	Kód výrobku	d_1	✉	Kód výrobku	d_1	✉	Kód výrobku
58,0MM	25	56780.580.001	70,0MM	25	56780.700.001	110,0MM	25	56780.960.001
61,5MM	25	56780.615.001	85,0MM	25	56780.850.001			

Ochranná krytka a zátka

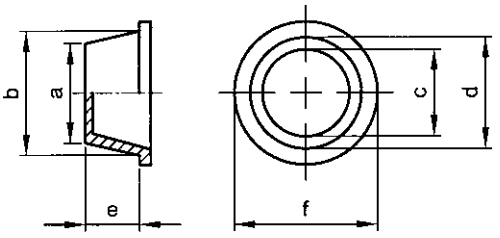

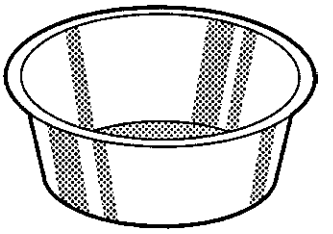

Technické údaje

Typ	a	b	c	d	e	f
M4CAP-M6PLUG	4.4	6.1	2.8	4.5	9.5	9.5
M6CAP-M8PLUG	6.2	7.7	5	5.9	9.5	11.1
M8CAP-M10PLUG	8.4	10	6.9	8.2	9.5	13.5
M10CAP-M12PLUG	10	11.3	8.5	10	9.5	15
M12CAP	12.1	13.9	10.6	12.3	11	17.5
M14CAP	14.2	16	12.7	14.4	12.1	19
M14PLUG	11.5	13	10	11.5	9.5	16.7
M16PLUG	13.6	15.4	12.1	13.7	11.2	19
M16CAP-M20PLUG	16.4	18.3	14.8	16.9	12.7	22.2
M18CAP	17.8	20	16.4	18.3	14.4	23.8
M18PLUG	14.7	17	13.2	15.4	12.7	20.6
M20CAP	21.3	23.2	19.2	21.5	15.9	27
M20PLUG	17.7	19.6	15.2	17.3	12.7	22.2
M22CAP	22	25	20.5	23	15.9	28.5
M22PLUG	18.5	20.9	17.1	19.3	14.3	24.6
M24PLUG	21.2	23.2	19.3	21.7	12.3	27.3
M24CAP-M27PLUG	23.4	26.4	21.4	24.4	17.5	29.3
M27CAP-M30PLUG	24.7	27.7	23.2	26.1	19	32
M30CAP-M33PLUG	30	32.6	27.5	30.9	15.5	36.7
M33CAP-M35PLUG	31.1	34.3	29.8	32.8	19	38.1
M35CAP-M36PLUG	33.3	37.2	32	35.6	22.6	41.5
M38CAP-M40PLUG	36.9	40.6	35	39	22.5	44
M39CAP-M45PLUG	39.4	42.7	38.2	41.1	19	47.6
M42CAP-M45PLUG	41.4	44.8	39.7	43	19	49.2
M45CAP-M48PLUG	44.5	47.3	42.9	46.2	19	50.8
M48PLUG	45.2	49.5	43.6	47.9	24.5	54
M48CAP-M52PLUG	48.6	51.2	46.7	48.9	18.7	55.5
M52CAP-M56PLUG	53.5	57	51.2	55.3	25.2	62.4
M56CAP-M60PLUG	54.5	61	52.2	59	25	65.1
M60CAP-M62PLUG	59.6	62.6	57	61	24.6	66.7
M75PLUG	70	75.8	68.1	74	25.4	79.4

- Kuželové provedení těchto produktů umožňuje jejich použití jako krytky nebo zátky, vyznačuje se snadnou montáží a vyjímáním u většiny aplikací, zaručuje vysokou ochranu proti poškození, nečistotám, vlhkosti a korozi, během skladování a přepravy.
- Při použití jako zátka by měl být rozměr b o min. 5 % větší než otvor, průměry nad 30 mm mohou vyžadovat větší přesah.
- Při použití jako krytka by měl být rozměr c o min. 5% menší než zakrývaný průměr, průměry nad 30 mm mohou vyžadovat větší rozdíl.

56783	Ochranná krytka a zátka	W05B
Materiál	Plast Polyester	
Barva	Červená	

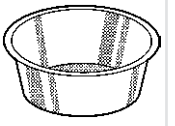

Typ	✉	Kód výrobku	Typ	✉	Kód výrobku	Typ	✉	Kód výrobku
M4CAP-M6PLUG	500	56783.040.060	M16CAP-M20PLUG	250	56783.160.200	M27CAP-M30PLUG	100	56783.270.300
M6CAP-M8PLUG	500	56783.060.080	M18CAP	250	56783.180.000	M30CAP-M33PLUG	100	56783.300.330
M8CAP-M10PLUG	500	56783.080.100	M18PLUG	250	56783.180.002	M33CAP-M35PLUG	50	56783.330.350
M10CAP-M12PLUG	500	56783.100.120	M20CAP	100	56783.200.000	M35CAP-M36PLUG	50	56783.350.360
M12CAP	250	56783.120.000	M20PLUG	100	56783.200.002	M38CAP-M40PLUG	50	56783.380.400
M14CAP	250	56783.140.000	M22PLUG	100	56783.220.002	M39CAP-M45PLUG	50	56783.390.450
M14PLUG	250	56783.140.002	M24PLUG	100	56783.240.002	M42CAP-M45PLUG	50	56783.420.450
M16PLUG	250	56783.160.002	M24CAP-M27PLUG	100	56783.240.270	M45CAP-M48PLUG	25	56783.450.480

56783 **Ochranná krytka a zátka** ←

Typ	✉	Kód výrobku	Typ	✉	Kód výrobku	Typ	✉	Kód výrobku
M48PLUG	25	56783.480.002	M52CAP-M56PLUG	25	56783.520.560	M60CAP-M62PLUG	25	56783.600.620
M48CAP-M52PLUG	25	56783.480.520	M58CAP-M60PLUG	25	56783.580.600	M75PLUG	25	56783.750.002

Svislý upínač

Skupiny produktů

Materiál	Povrchová úprava		Kód	Strana
Oc	Zn	s horizontální patkou	15900	12-150
Oc	Zn	s úhlovou patkou	15905	12-151

15900 **Svislý upínač 6800** **F97A**

Materiál Ocel
Povrchová úprava Pozinkované

Typ	A	B	C	D	E	F	F1 [kN]	F2 [kN]	H	H1	HW min.	HW max.	I	K	L	L1	L2	M	M1	N	P	α	α*	Přítlačný šroub
0	4	31	11,0	4,5	14	5,5	0,5	0,7	18,0	81,0	-1,5	3,5	8	5,5	-	49	50	23	-	32	22	95°	-	M 4x 25
1	5	39	16,0	4,5	18	6,0	0,6	1,1	19,0	98,5	-4,0	2,0	10	5,5	-	61	59	24	-	35	27	95°	-	M 5x 30
2	6	52	20,0	5,5	25	11,0	0,8	1,2	23,0	130	-3,0	4,5	12	6,0	12,5	78	80	27	27	43	32	105°	60°	M 6x 35
3	8	79	20,0	7,5	36	19,0	1,2	2,5	33,0	186	2,0	11,0	18	7,5	-	112	112	32	-	46	35	105°	60°	M 8x 45
4	10	101	32,0	8,6	54	16,0	1,7	3,0	42,5	221	-6,0	22,5	20	13,0	-	141	130	45	-	64	53	105°	60°	M 8x 65
5	14	140	45,0	8,5	73	34,0	3,0	5,0	55,8	281	-3,0	27,5	25	9,5	29,0	195	185	49	45	70	65	115°	60°	M12x 80
6	14	165	50,5	13,0	89	26,0	3,4	5,5	81,0	332	-2,5	55,0	30	24,5	-	231	207	71	-	100	90	140°	60°	M12x110

* Úhel sevření může být změněn stlačeníám aretačního kolíku.

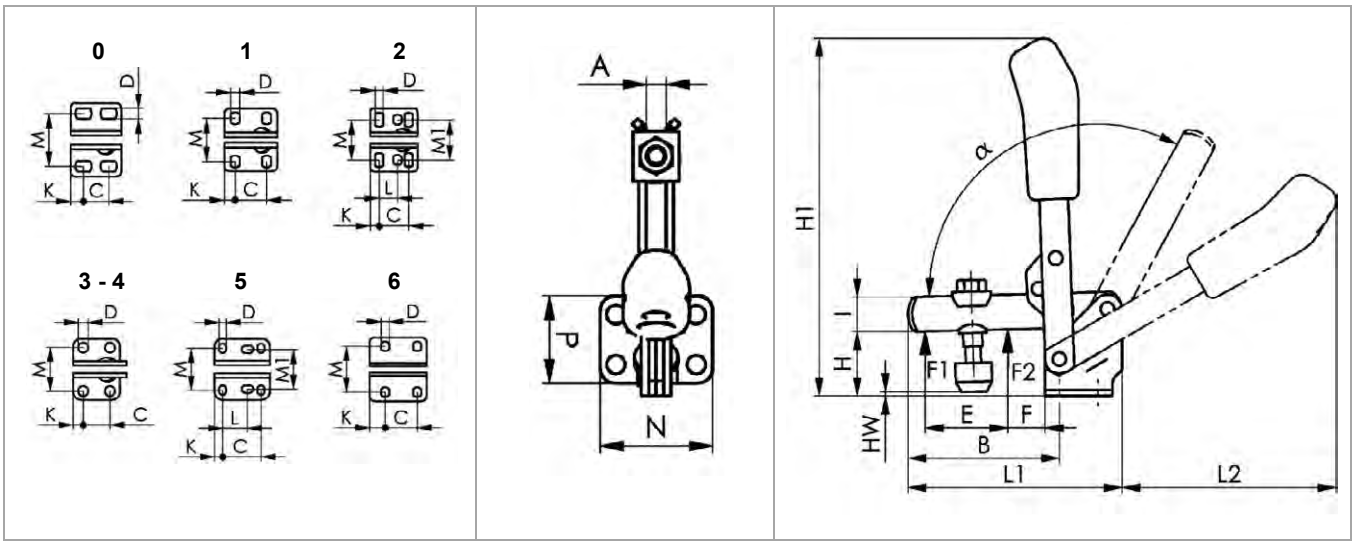

Typ	✉	Kód výrobku	Typ	✉	Kód výrobku	Typ	✉	Kód výrobku
NO.0	1	15900.000.100	NO.3	1	15900.000.103	NO.5	1	15900.000.105
NO.1	1	15900.000.101	NO.4	1	15900.000.104	NO.6	1	15900.000.106
NO.2	1	15900.000.102						

- S otevřeným upínacím ramenem a horizontální základnou
- Dodává se s temperovaným, pozinkovaným upínacím šroubem

15905 Svislý upínač 6803 F97A

Materiál Ocel
Povrchová úprava Pozinkované

Typ	A	B	C	D	E	F	F1 [kN]	F2 [kN]	H	H1	HW min.	HW max.	I	K	L1	L2	M	N	O	P	α	α*	Přítlačný šroub
1	5	34	14	4,5	19	8	0,8	1,1	47	132	-1,5	5,5	10	10	60	58	20,0	30	5	30	105°	-	M5x30
2	6	40	20	5,5	25	9	1,0	1,2	61	180	2,0	11,0	12	6	78	63	25,5	38	5	32	105°	60°	M6x35
3	8	65	24	6,5	43	11	1,4	2,5	71	243	6,0	18,0	18	7	112	111	28,5	43	6	38	105°	60°	M8x45
4	10	84	32	8,5	50	17	2,0	3,0	102	280	11,0	40,0	20	54	140	129	32,0	52	8	96	105°	60°	M8x65

* Úhel sevření může být změněn stlačeníám aretačního kolíku.

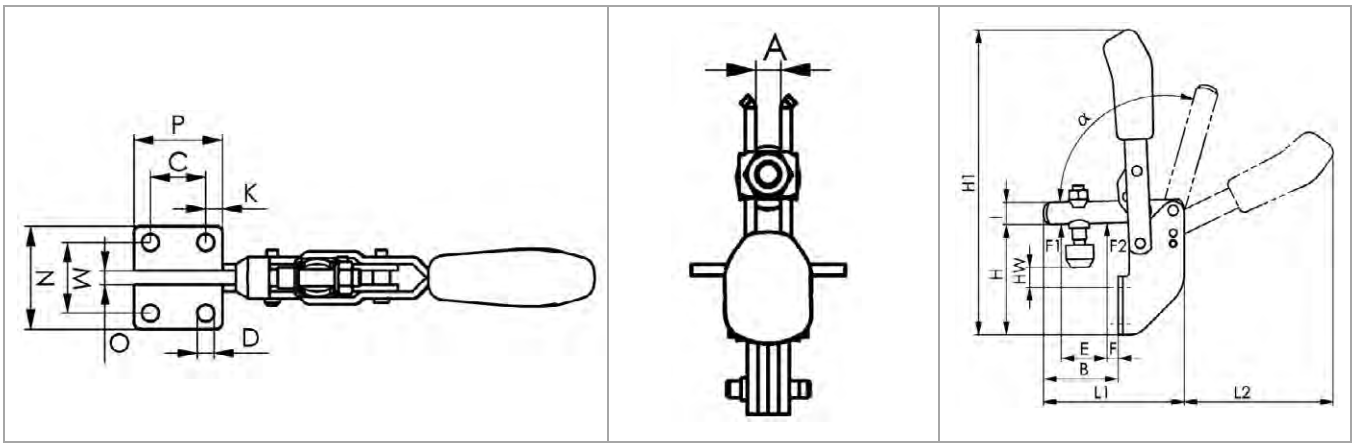

Typ	✉	Kód výrobku	Typ	✉	Kód výrobku	Typ	✉	Kód výrobku
NO.1	1	15905.000.101	NO.3	1	15905.000.103	NO.4	1	15905.000.104
NO.2	1	15905.000.102						

- S otevřeným upínacím ramenem a horizontální základnou
- Dodává se s temperovaným, pozinkovaným upínacím šroubem

Vodorovný upínač

Skupiny produktů

Materiál	Povrchová úprava		Kód	Strana
Oc	Zn	s horizontální patkou	15910	12-152
Oc	Zn	s horizontální patkou	15916	12-153
Oc	Zn	s úhlovou patkou	15915	12-154

15910 Vodorovný upínač 6830 **F97A**

Materiál Ocel
Povrchová úprava Pozinkované

Typ	A	B	C	D	D1	E	F	F1 [kN]	F2 [kN]	H	H1	H2	HW min.	HW max.	I	K	L	L1	M	M1	N	P	α	Přítlačný šroub
0	5	28	13,5	4,6	-	9,0	5	0,25	0,4	14,5	23,0	34	-5,0	1	7,5	6,3	-	79	16,0	-	25,0	25,5	90°	M4x25
1	5	42	14,0	5,2	-	18,5	8	0,8	1,1	19,0	30,0	49	-4,0	2	10,0	5,5	-	120	20,3	-	34,0	34,0	90°	M5x30
2	6	64	26,0	5,6	5,6	32,0	16	1,0	1,2	24,0	45,0	68	-1,5	5	13,0	6,0	12,7	162	24,5	28,5	42,0	38,0	90°	M6x35
3	8	73	25,7	6,5	5,1	36,0	15	1,8	2,5	32,0	48,5	86	-2,0	9,0	15,0	7,0	13	206	26,8	31,6	44,5	50,0	90°	M8x45
4	10	113	41,0	8,5	8,5	63,0	27	2,0	3,0	45,0	75,0	115	-4,0	24	20,0	8,0	20,5	281	36,0	43,0	58,0	57,0	90°	M8x65
5	10	123	41,5	8,5	-	78,0	16	3,0	5,0	46,0	73,0	128	-1,5	25	25,0	12,5	-	321	41,5	-	58,0	77,0	90°	M8x65

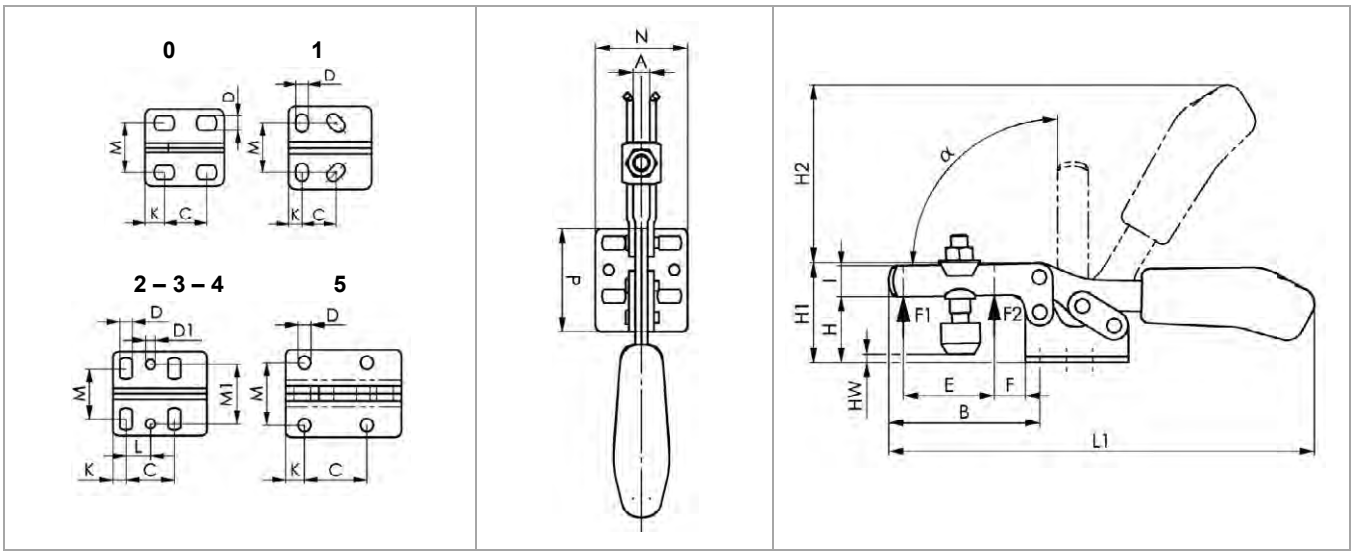

Typ	✉	Kód výrobku	Typ	✉	Kód výrobku	Typ	✉	Kód výrobku
NO.0	1	15910.000.100	NO.2	1	15910.000.102	NO.4	1	15910.000.104
NO.1	1	15910.000.101	NO.3	1	15910.000.103	NO.5	1	15910.000.105

- S otevřeným upínacím ramenem a horizontální základnou
- Dodává se s temperovaným, pozinkovaným upínacím šroubem

15916 Vodorovný upínač 6834 F97A

Materiál Ocel
Povrchová úprava Pozinkované

Typ	A	B	C	D	D1	E	F	F1 [kN]	F2 [kN]	H	H1	H2	HW min.	HW max.	I	K	L	L1	M	M1	N	P	α	Přítlačný šroub
2	5	63	26,0	5,6	5,6	35	16,0	1,0	1,2	24	45,0	68	-4,0	4	13	6,0	12,7	161	24,5	28,5	42	38	90°	M 6x35
3	6	72	26,0	6,5	5,1	44	15,0	1,8	2,5	32	48,5	86	-3,5	9	15	7,0	13,0	205	27,0	32,0	45	50	90°	M 8x45
4	8	111	41,0	8,5	8,5	66	26,0	2,0	3,0	45	75,0	114	-6,0	22	20	8,0	20,5	280	36,0	43,0	58	57	90°	M 8x65
5	10	121	41,5	8,0	-	78	17,5	3,0	5,0	46	73,0	128	-13,0	12	25	12,5	-	320	41,5	-	58	77	90°	M12x80

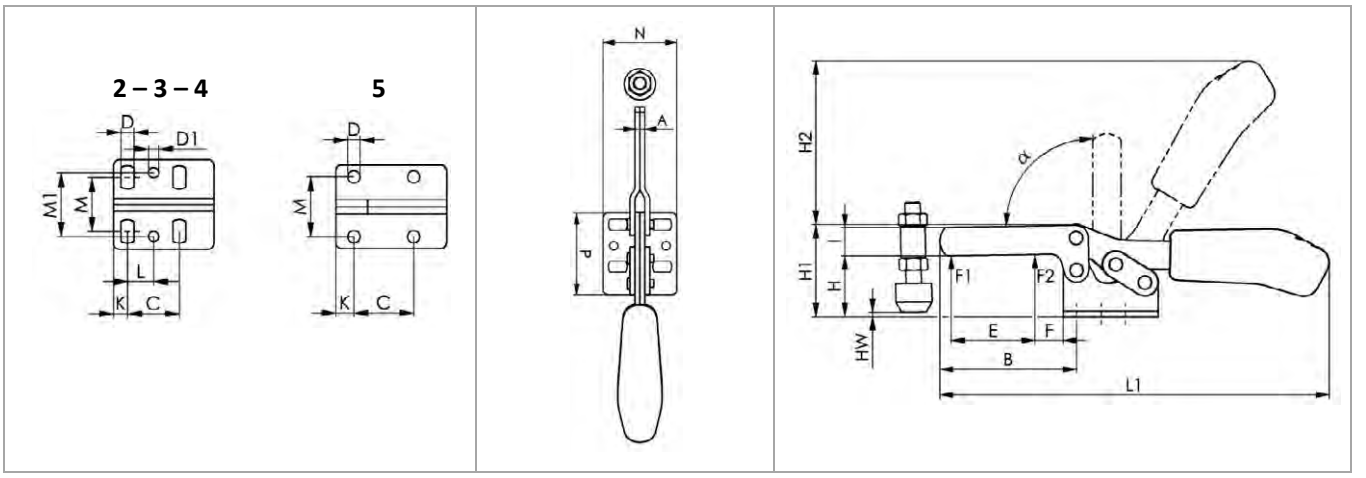

Typ	✉	Kód výrobku	Typ	✉	Kód výrobku	Typ	✉	Kód výrobku
NO.2	1	15916.000.102	NO.4	1	15916.000.104	NO.5	1	15916.000.105
NO.3	1	15916.000.103						

- S otevřeným upínacím ramenem a horizontální základnou
- Dodává se s temperovaným, pozinkovaným upínacím šroubem no. 6885 a límcem pro navaření

15915 Vodorovný upínač 6833 F97A

Materiál Ocel
Povrchová úprava Pozinkované

Typ	A	B	C	D	E	F	F1 [kN]	F2 [kN]	H	H1	H2	HW min.	HW max.	I	K	L1	M	N	P	α	Přítlačný šroub
1	5	32	13,5	5,2	18,5	4,0	0,8	1,1	57	68	49	14	20	10	8	120	19,0	31	28	90°	M5x30
2	6	52	20,0	5,6	32,0	10,5	1,0	1,2	73	94	68	22	29	13	6	162	25,5	37	32	90°	M6x35
3	8	59	24,0	6,8	37,0	8,0	1,8	2,5	70	86	86	5	16	15	7	206	29,0	43	38	90°	M8x45
4	10	93	32,0	8,5	63,0	15,0	2,0	3,0	102	133	115	11	40	20	40	282	32,0	52	82	90°	M8x65

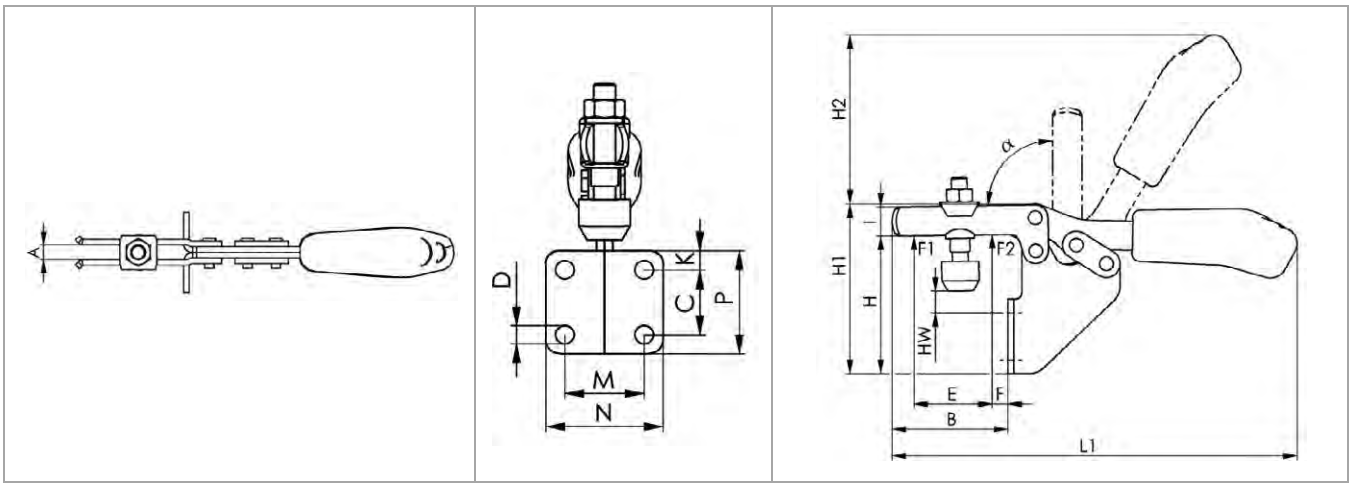

Typ	✉	Kód výrobku	Typ	✉	Kód výrobku	Typ	✉	Kód výrobku
NO.1	1	15915.000.101	NO.3	1	15915.000.103	NO.4	1	15915.000.104
NO.2	1	15915.000.102						

- S otevřeným upínacím ramenem a horizontální základnou
- Dodává se s temperovaným, pozinkovaným upínacím šroubem

Tlakový-tahový upínač

Skupiny produktů

Materiál	Povrchová úprava		Kód	Strana
Oc	Zn	s malou úhlovou patkou	15920	12-155
Oc	Zn	krátká verze	15925	12-156
Oc	Zn	typ pro velké zatížení	15930	12-157

15920 Tlakový-tahový upínač 6841 **F97A**

Materiál Ocel
Povrchová úprava Pozinkované

Typ	A	B min.	B max.	D	E	F1 [kN]	F2 [kN]	H	H1	HUB	HW min.	HW max.	K	L1	L2	L3	M min.	M max.	M2	N	P	Přítlačný šroub
0	6,5	17,0	33,0	4,5	13	0,8	0,8	12	47	16	12	20	6,5	66,0	10	52	-	16,0	M10x1,0	25	16	M 4x20
1	8,0	24,5	44,5	4,5	20	1,0	1,0	15	60	20	12	20	7,0	91,0	16	72	16	19,5	M12x1,5	30	20	M 4x20
2	10,0	32,5	57,5	5,6	25	2,0	2,0	20	95	26	17	25	12,5	114,0	19	105	-	36,0	M16x1,5	50	34	M 6x25
3	12,0	37,0	69,0	6,5	30	2,5	2,5	25	110	32	22	35	13,0	140,0	22	129	30	42,0	M20x1,5	60	30	M 8x35
5-M27	16,0	41,5	81,5	8,5	50	4,5	4,5	30	126	40	30	50	15,0	171,5	25	142	30	45,0	M27x2,0	65	35	M12x50

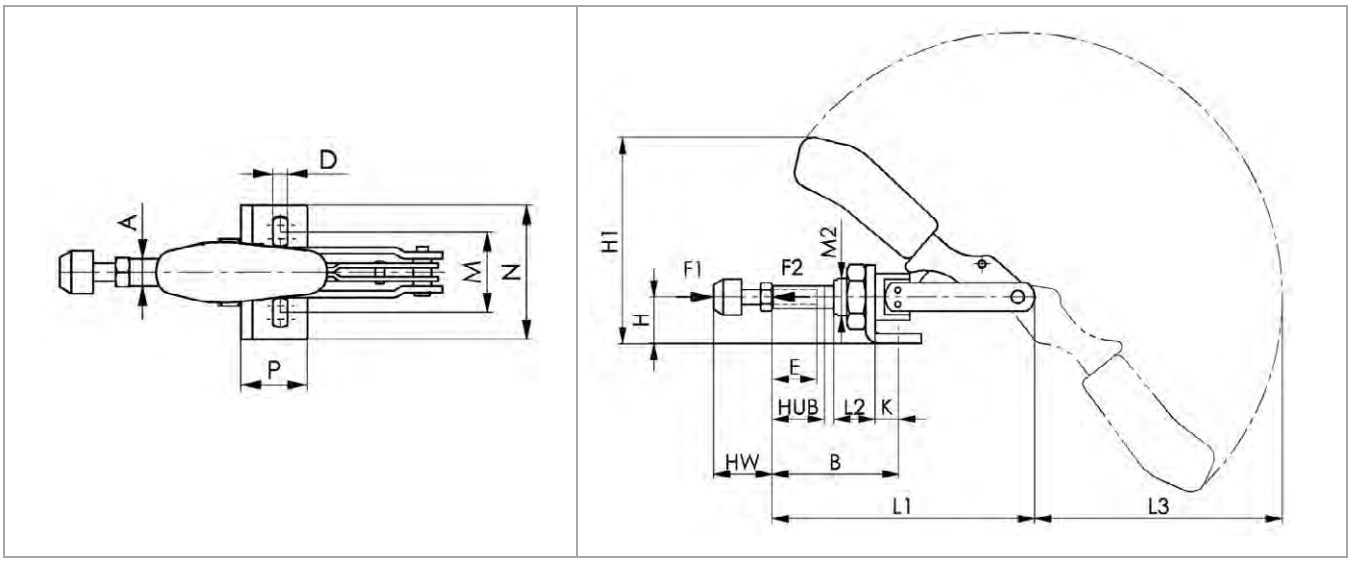

Typ	✉	Kód výrobku	Typ	✉	Kód výrobku	Typ	✉	Kód výrobku
NO.0	1	15920.000.100	NO.2	1	15920.000.102	NO.5	1	15920.000.105
NO.1	1	15920.000.101	NO.3	1	15920.000.103	NO.5-M27	1	15920.000.527

- S malou úhlovou základnou. Pro upínače s funkcí push and pull.
- Dodává se s temperovaným, pozinkovaným upínacím šroubem

15925 Tlakový-tahový upínač 6844 F97A

Materiál Ocel
Povrchová úprava Pozinkované

Typ	A	B	E	F1 [kN]	F2 [kN]	H	H1	HUB	HW min.	HW max.	L1	L2	L3	M	M2	N	Přítlačný šroub
2	10	35	15	1,0	1,0	24	76	21	18	27	70	13	82	M 6	M16x1,5	31	M 6x25
3	12	56	25	2,5	2,5	33	128	40	22	35	110	16	130	M 8	M20x1,5	33	M 8x35
5-M27	16	92	35	4,0	4,0	37	148	67	30	50	175	24	138	M12	M27x2,0	50	M12x50

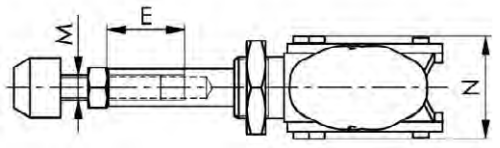

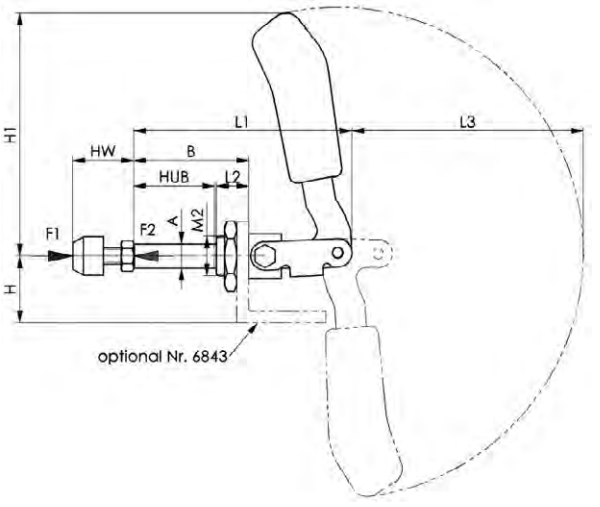

Typ	✉	Kód výrobku	Typ	✉	Kód výrobku	Typ	✉	Kód výrobku
NO.2	1	15925.000.102	NO.5	1	15925.000.105	NO.5-M27	1	15925.000.527
NO.3	1	15925.000.103						

- Krátká verze upínače s funkcí push and pull
- Dodává se s temperovaným, pozinkovaným upínacím šroubem

15930 Tlakový-tahový upínač 6842 F97A

Materiál Ocel
Povrchová úprava Pozinkované

Typ	A	B min.	B max.	C	D	E	F1 [kN]	F2 [kN]	H	H1	HUB	HW min.	HW max.	K	L1	L2	M min.	M max.	N	P	Přítlačný šroub
3	12	40	72	41	6,5	30	4	4	30	115	32	35	48	28	140	130	36	44	60	96	M 8x35
5	16	58	98	41	8,5	50	10	10	38	134	40	30	50	46	172	140	41	50	70	122	M12x50
7	22	59	105	70	11,0	50	25	25	55	180	50	30	50	45	218	192	57	65	93	158	M12x50

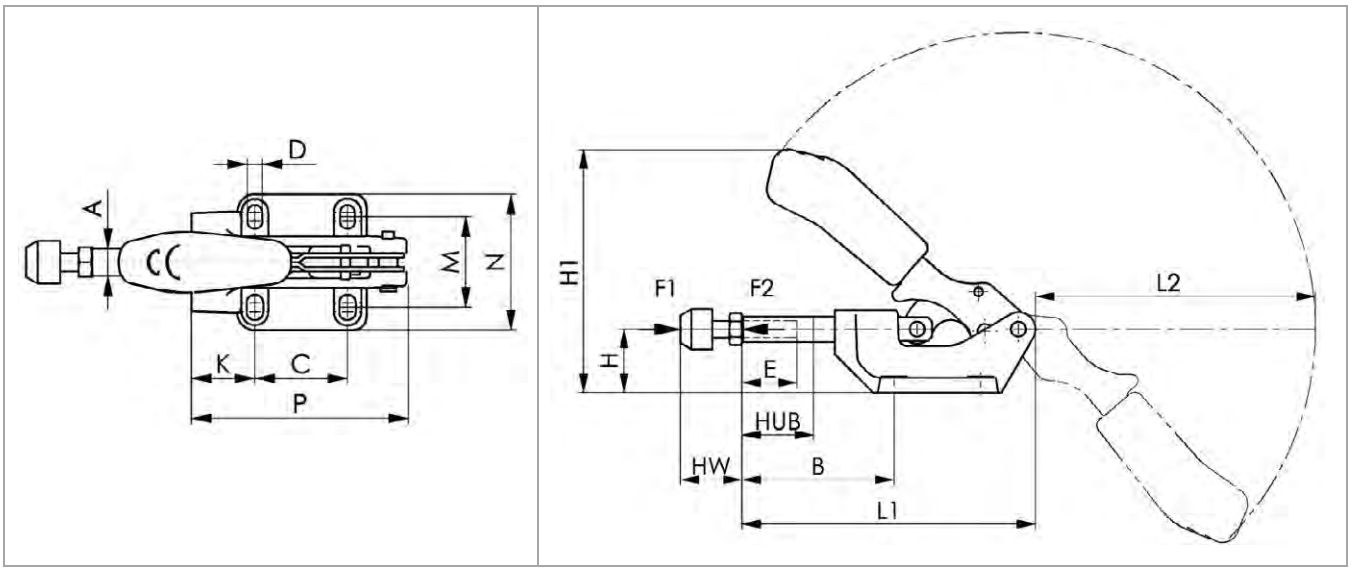

Typ	✉	Kód výrobku	Typ	✉	Kód výrobku	Typ	✉	Kód výrobku
NO.3	1	15930.000.103	NO.5	1	15930.000.105	NO.7	1	15930.000.107

- Pro upínače s funkcí push and pull
- Typ pro průmyslové pužití s vodící tyčí
- Dodává se s temperovaným, pozinkovaným upínacím šroubem

Hákový upínač

15935 **Hákový upínač 6847** **F97A**

Materiál Ocel
Povrchová úprava Pozinkované

Typ	B1	B2	C	D	E1	E2	F1 [kN]	G	H	H1	K	L	L1	M	N	R	S	Dráha nastav. [mm]
1	15-23	34-42	19	5,3	15-23	34,0-42,0	2	4,5	22,5	33	6	31	130	28	41	4,5	45	8
3	32-44	67-79	19	7,1	40-52	74,5-86,5	3	5,5	23,0	36	13	40	230	32-35	46	5,5	98	12
5	26-40	57-71	29	12,0	28-42	58,5-72,5	5	11,0	49,0	70	13	55	308	60	88	8,0	144	14

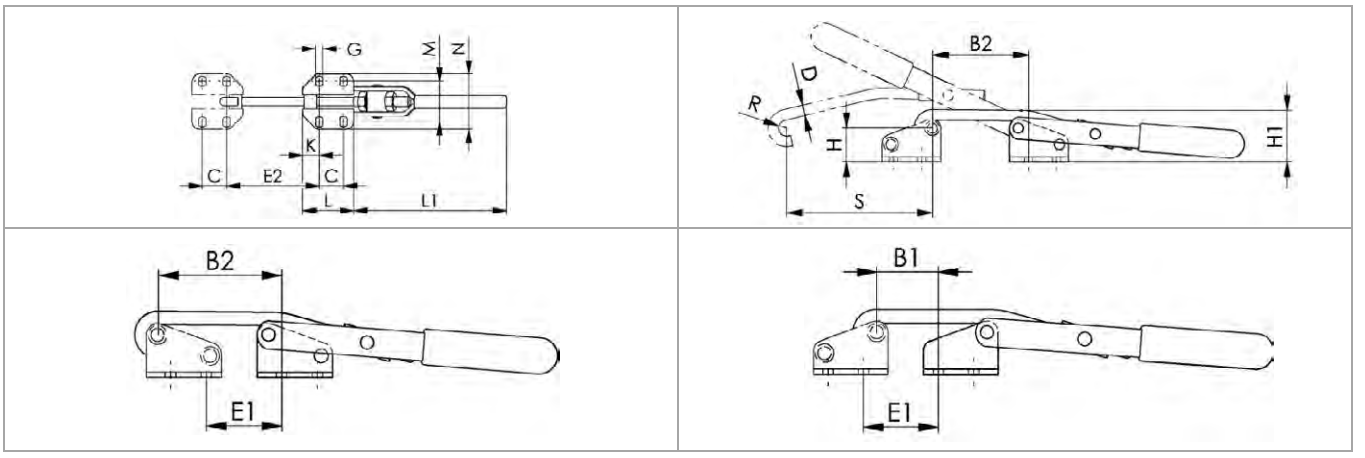

Typ	✉	Kód výrobku	Typ	✉	Kód výrobku	Typ	✉	Kód výrobku
NO.1	1	15935.000.101	NO.3	1	15935.000.103	NO.5	1	15935.000.105

- Pro pultové uchycení: viz skupina produktů 15940

Hákový upínač vodorovný

15945 **Hákový upínač vodorovný 6848H** **F97A**

Materiál Ocel
Povrchová úprava Pozinkované

Typ	B min.	B max.	C	D	D1	E min.	E max.	F	F1 [kN]	G	H	H1	K	L1	L5	M	N	P	S
2	42	74	13	5,2	4	38	70	11	1,6	19	12	47	6,5	156	70	24	38	26	23
3	53	95	19	6,5	6	48	90	14	3,2	25	19	70	8,0	210	95	32	48	35	30
4	72	127	32	8,5	8	65	120	19	7,0	36	25	92	9,5	270	113	45	65	51	44

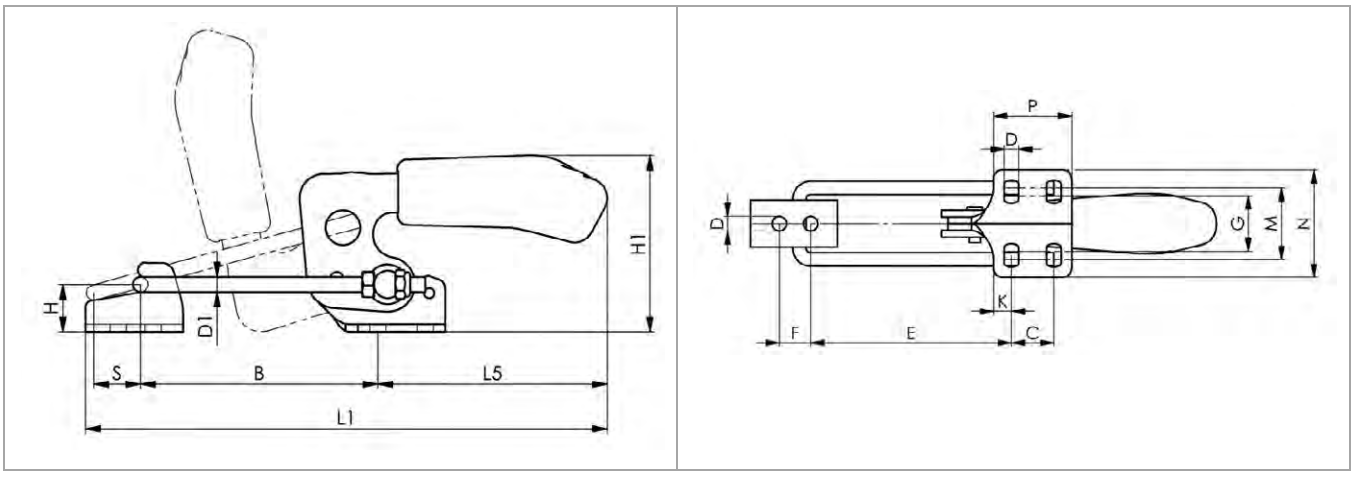

Typ		Kód výrobku	Typ		Kód výrobku	Typ		Kód výrobku
NO.2	1	15945.000.102	NO.3	1	15945.000.103	NO.4	1	15945.000.104

- Dodáváno v kompletu s pultovým upínákem

Hákový upínač svislý

15950 **Hákový upínač svislý 6848V** **F97A**

Materiál Ocel
Povrchová úprava Pozinkované

Typ	B min.	B max.	C	D	D1	E min.	E max.	F1 [kN]	F	G	H	H1	K	L1	M	N	P	S
2	24	47	13	5,2	4	5	28	1,6	11	19	4,5	47	7,0	90	24	38	26	23
3	33	61	19	6,5	6	7	35	3,2	14	25	6,0	70	8,0	127	32	48	35	30
4	43	79	32	8,5	8	9	45	7,0	19	36	8,0	92	9,5	150	45	65	51	40

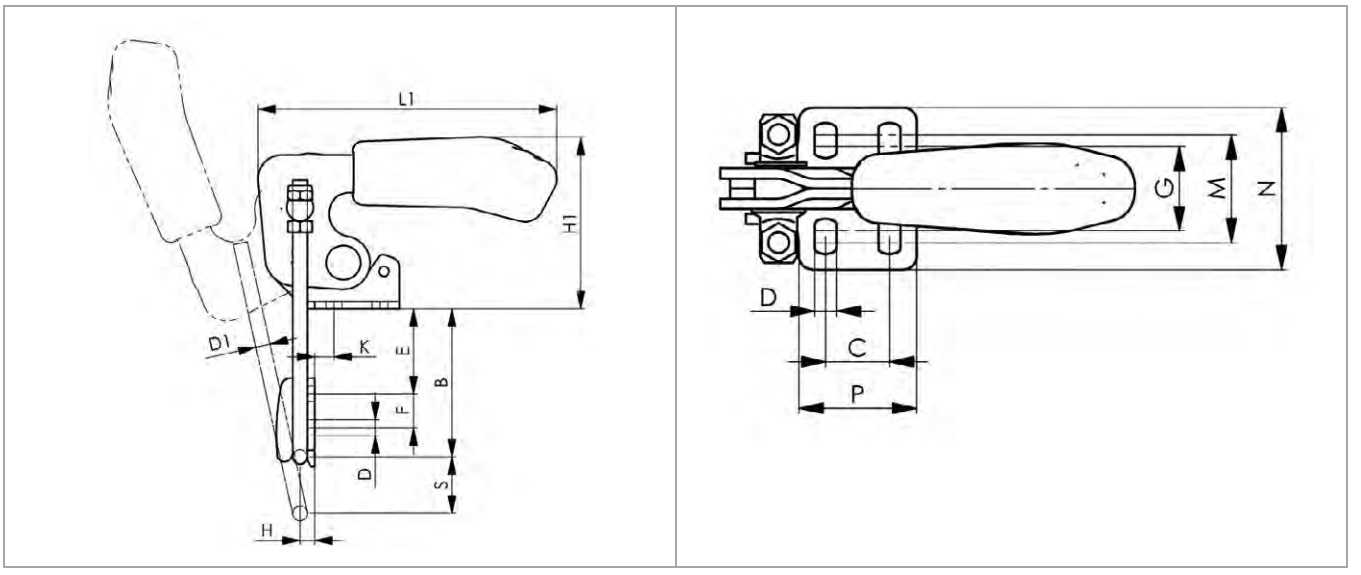

Typ	✉	Kód výrobku	Typ	✉	Kód výrobku	Typ	✉	Kód výrobku
NO.2	1	15950.000.102	NO.3	1	15950.000.103	NO.4	1	15950.000.104

- Dodáváno v kompletu s pultovým upínákem

Protikus pro hákový upínač

15940 **Protikus pro hákový upínač 6847** **F97A**

Materiál Ocel
Povrchová úprava Pozinkované

Typ	B	C	D	G	H	K	L	M	N	O
1	6	19	8	4,5	22,5	6	31	28	41	6,8
3	6	19	10	5,5	23,0	13	40	32-35	46	10,8
5	12	29	15	11,0	49,0	13	55	60	88	13,7

Typ		Kód výrobku	Typ		Kód výrobku	Typ		Kód výrobku
NO.1	1	15940.000.101	NO.3	1	15940.000.103	NO.5	1	15940.000.105

- Vhodné pro přepínací svorky hákového typu, viz skupina produktů 15935

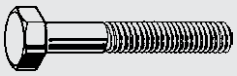
1 Šrouby

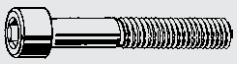
2 Produkty s vnitřním šestihranem

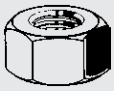
3 Matice, nýtovací matice a závitové vložky

4 Závitové tyče a svorníky

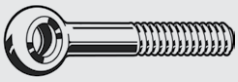
5 Šrouby s okem a hákem

6 Vruty, šrouby

I Seznam

7 Podložky a O-kroužky

8 Kotvy

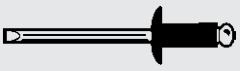
9 Nýty a kolíky

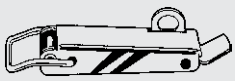
10 Nábytkářský a bezpečnostní materiál

11 Kolekce

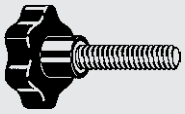
12 Strojní součástky

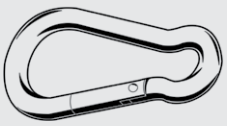
13 Speciální nerezový materiál

T Technické informace

Speciální nerezový materiál 13

Strana 13-3 Závěsný hák
Strana 13-4 D-třmeny
Strana 13-8 Vypouklé třmeny
Strana 13-10 D-třmeny zkroucené
Strana 13-11 D-třmeny s kolíkem
Strana 13-12 Víceúčelové třmenové klíče
Strana 13-13 Karabiny
Strana 13-16 Háky pro bóje
Strana 13-17 Sklapovací pružina
Strana 13-18 Asymetrické pružinové karabiny
Strana 13-20 Pružinové karabiny s maticí
Strana 13-21 Pružinové karabiny
Strana 13-22 Pružinové karabiny se speciálním závěrem
Strana 13-23 Pružinové karabiny
Strana 13-24 Pružinové karabiny s dvojitým jištěním
Strana 13-25 Karabiny
Strana 13-27 Otočné karabiny
Strana 13-28 Otočné
Strana 13-31 Hák pro vodní lyže
Strana 13-32 Pružinové karabiny hliníkové
Strana 13-33 Slaňovací osma
Strana 13-34 Pružinové karabiny simplex
Strana 13-35 Zkracovače lana
Strana 13-36 Napínáky
Strana 13-38 Kluzné háky
Strana 13-39 Napínací třmeny
Strana 13-40 Napínáky
Strana 13-42 Napínáky
Strana 13-43 Lisované cvoky
Strana 13-46 T-koncovky
Strana 13-47 Klouby
Strana 13-49 Klouby pro napínáky
Strana 13-50 Stavící šroub
Strana 13-51 Pelican hák se závitem
Strana 13-52 Pelican hák
Strana 13-53 Rychloupínací koncovka
Strana 13-54 Ocelová lana
Strana 13-56 Kleště pro ocelová lana
Strana 13-56 Úvazky
Strana 13-58 Klipy pro lana
Strana 13-60 Kování
Strana 13-62 Ruční pákové kleště a břity
Strana 13-63 Ocelové čepy
Strana 13-66 Bezpečnostní dráty
Strana 13-67 Pružinové závlačky
Strana 13-68 Kruhové čepy
Strana 13-69 Ess, architektura & design
Strana 13-70 Ess koncovky
Strana 13-74 Ess koncovky s hlavou
Strana 13-75 Ess spojovací šroub

Speciální nerezový materiál 13

Strana 13-76
Ess matice pro napínák

Strana 13-77
Ess svorky pro křížení lan

Strana 13-78
Ess masivní koule s vnitřním závitem

Strana 13-79
Ess kombinovaný nástěnný držák

Strana 13-80
Ess zemní kotvení pro nástěnné konzole

Strana 13-81
Pant

Strana 13-84
Pant

Strana 13-87
Pant

Strana 13-88
Pant

Strana 13-91
Pant

Strana 13-92
Pant

Strana 13-93
Pant

Strana 13-95
Pant

Strana 13-96
Pant

Strana 13-97
Pant

Strana 13-98
Panty, osazení

Strana 13-101
Panty se závitem, osazení

Strana 13-104
Kryté panty

Strana 13-105
Panty průběžné

Strana 13-106
Otočné petlice

Strana 13-107
Otočná petlice

Strana 13-109
Západka

Strana 13-110
Oka pro zvedání

Strana 13-112
Oka pro zvedání

Strana 13-113
Háky pro brány

Strana 13-114
Věšáky

Strana 13-117
Věšáky

Strana 13-118
S-háky

Strana 13-120
Miskovité háky

Strana 13-121
Roletové háky

Strana 13-122
Konzoly

Strana 13-123
Narážecí hák na lano

Strana 13-124
Hák se závitem

Strana 13-125
Příčka pro montáže na lyžařský vlek

Strana 13-126
Držáky dveří

Strana 13-128
Lodní hák

Strana 13-129
Sklopné oko na podložce

Strana 13-130
Oko

Strana 13-133
Oko s hřebem

Strana 13-134
Rukojeť

Strana 13-135
Řetězy

Strana 13-136
Rychlospojky pro řetězy

Závěsný hák

Technické údaje

Č.	A	B	C	D	E	≈ N zátěž rozlomení v N
54100.028.001	28	17	18	69	147	20 000
54100.036.001	36	36	33	97	193	37 000
54101.019.001	19	33.5	100	20.5	-	15 000
54101.028.001	28	44.5	115	23	-	18 000

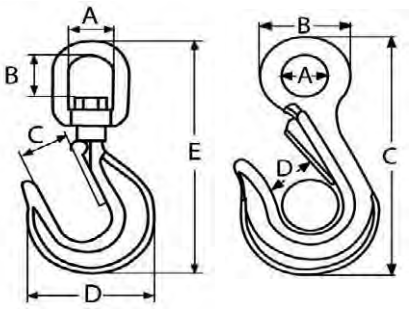

54100 54101

Skupiny produktů

Materiál	Kód	Strana
NO A4	54100	13-3
NO A4	54101	13-3

54100 Závěsný hák s obrtlíkem **MH11**

Materiál Nerezocel A4

A	✉	Kód výrobku	A	✉	Kód výrobku
28MM*	1	54100.028.001	36MM*	1	54100.036.001

54101 Závěsný hák **MH11**

Materiál Nerezocel A4

A	✉	Kód výrobku	A	✉	Kód výrobku
19MM*	5	54101.019.001	28MM*	5	54101.028.001

D-třmeny

Technické údaje

Č.	A	B	L	ø	≈ N zátěž rozlomení v N
54102.050.001	25	-	20	5	7 500
54102.060.001	24	-	33	6	13 500
54102.080.001	26	-	31	8	25 000
54102.100.001	41	-	55	10	33 500
54102.120.001	50	-	66	12	40 000
54104.040.001	8	16	14	4	7 000
54104.050.001	19	20	14.5	5	10 000
54104.060.001	12	24	21	6	15 000
54104.080.001	16	32	28	8	30 000
54104.100.001	20	40	36	10	45 000
54104.120.001	24	48	44	12	70 000
54104.160.001	32	64	56	16	100 000
54104.190.001	35	76	65.5	19	160 000
54105.050.001	10	20	16.5	5	11 000
54105.060.001	12	24	21	6	16 000
54105.080.001	16	32	28	8	32 000
54105.100.001	20	40	34	10	49 000
54105.120.001	24	48	36	12	66 000
54106.050.001	10	20	16.5	5	10 000
54106.060.001	12	24	18	6	15 000
54106.080.001	16	32	28	8	22 000
54106.100.001	20	40	35	10	37 000
54106.120.001	24	48	45	12	54 000
54106.140.001	28	56	49	14	65 000
54106.160.001	32	64	52	16	88 000
54106.190.001	38	76	63.5	19	160 000
54106.220.001	44	88	76	22	190 000
54107.040.001	8	16	15	4	10 800
54107.050.001	10	20	17.5	5	15 500
54107.060.001	12	24	21	6	18 600
54107.080.001	16	32	29	8	43 800
54107.100.001	20	40	35	10	58 000
54107.120.001	24	48	43	12	81 000
54109.048.001	9.7	5	19	6.4	13 200
54109.064.001	12	6	22	8	20 000
54109.080.001	13.5	8	26	9.5	30 000
54109.096.001	17	10	32	11	40 000
54109.127.001	21	12	41	16	80 000
54109.160.001	27	16	51	19	120 000
54109.190.001	32	20	60	22	160 000
54109.220.001	36	22	71	25	200 000
54112.040.001	8.5	-	31.3	4	7 000
54112.050.001	10	-	40	5	10 000
54112.060.001	12	-	48	6	15 000
54112.080.001	16	-	64	8	32 000
54112.100.001	20	-	80	10	49 000
54112.120.001	24	-	96	12	70 000
54113.050.001	10	-	37.5	5	11 000
54113.060.001	12	-	43	6	16 000
54113.080.001	16	-	60	8	32 000
54113.100.001	20	-	75	10	49 000
54113.120.001	24	-	90	12	66 000
54115.050.001	12	2.6	18.5	5	4 000
54115.060.001	14	3	22	6	5 000
54115.080.001	18	3.7	28	8	9 000
54116.040.001	10	-	15	4	8 000
54116.050.001	12	-	17.5	5	11 000

Technické údaje

Č.	A	B	L	ø	≈ N zátěž rozlomení v N
54116.060.001	16	-	21	6	20 000
54117.040.001	12	-	24	4	8 000
54117.050.001	16	-	21	5	11 000
54117.060.001	17	-	26	6	20 000

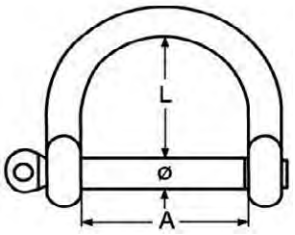

54102

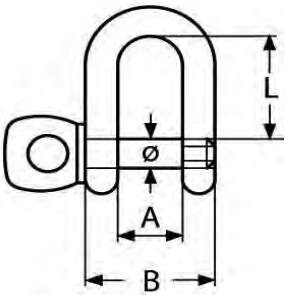

54104-5-7

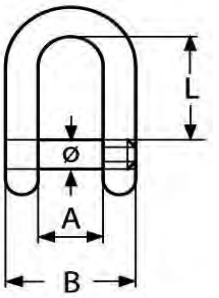

54106

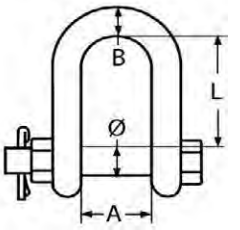

54109

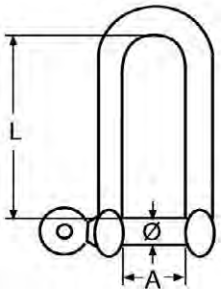

54112-3

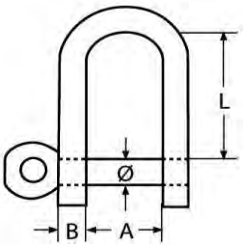

54115

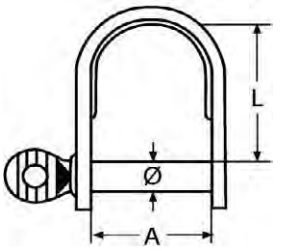

54116

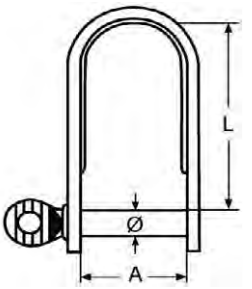

54117

Skupiny produktů

Materiál	Kód	Strana
NO A4	54102	13-5
NO A4	54104	13-6
NO A4	54105	13-6
NO A4	54106	13-6
NO A4	54107	13-6
NO A4	54109	13-6
NO A4	54112	13-6
NO A4	54113	13-7
NO A4	54115	13-7
NO A4	54116	13-7
NO A4	54117	13-7

54102 **D-šekl široký** **MH11**

Materiál Nerezocel A4

ø	✉	Kód výrobku	ø	✉	Kód výrobku	ø	✉	Kód výrobku
5MM*	10	54102.050.001	8MM*	10	54102.080.001	12MM*	5	54102.120.001
6MM*	10	54102.060.001	10MM*	5	54102.100.001			

54104 Šekl, krátký — MH11

Materiál Nerezocel A4

ø	✉	Kód výrobku	ø	✉	Kód výrobku	ø	✉	Kód výrobku
4MM*	50	54104.040.001	8MM*	20	54104.080.001	16MM*	10	54104.160.001
5MM*	50	54104.050.001	10MM*	20	54104.100.001	19MM*	10	54104.190.001
6MM*	50	54104.060.001	12MM*	20	54104.120.001			

54105 Šekl s neztratitelným čepem — MH11

Materiál Nerezocel A4

ø	✉	Kód výrobku	ø	✉	Kód výrobku	ø	✉	Kód výrobku
5MM*	10	54105.050.001	8MM*	10	54105.080.001	12MM*	5	54105.120.001
6MM*	10	54105.060.001	10MM*	5	54105.100.001			

54106 Šekl s vnitřním šestihranem — MH11

Materiál Nerezocel A4

ø	✉	Kód výrobku	ø	✉	Kód výrobku	ø	✉	Kód výrobku
5MM*	10	54106.050.001	10MM*	5	54106.100.001	16MM*	5	54106.160.001
6MM*	10	54106.060.001	12MM*	5	54106.120.001	19MM*	1	54106.190.001
8MM*	10	54106.080.001	14MM*	5	54106.140.001	22MM*	1	54106.220.001

54107 Šekl, kovaný — MH11

Materiál Nerezocel A4

ø	✉	Kód výrobku	ø	✉	Kód výrobku	ø	✉	Kód výrobku
4MM*	10	54107.040.001	6MM*	10	54107.060.001	10MM*	5	54107.100.001
5MM*	10	54107.050.001	8MM*	10	54107.080.001	12MM*	5	54107.120.001

54109 D-šekl se zajišťovacím čepem, kovaný — MH11

Materiál Nerezocel A4

ø	✉	Kód výrobku	ø	✉	Kód výrobku	ø	✉	Kód výrobku
4,8MM*	10	54109.048.001	9,5MM*	5	54109.096.001	19MM*	1	54109.190.001
6,4MM*	10	54109.064.001	12,7MM*	5	54109.127.001	22MM*	1	54109.220.001
8MM*	10	54109.080.001	16MM*	5	54109.160.001			

54112 Šekl, dlouhý — MH11

Materiál Nerezocel A4

ø	✉	Kód výrobku	ø	✉	Kód výrobku	ø	✉	Kód výrobku
4MM*	10	54112.040.001	6MM*	10	54112.060.001	10MM*	5	54112.100.001
5MM*	10	54112.050.001	8MM*	10	54112.080.001	12MM*	5	54112.120.001

54113 Šekl dlouhý s neztratitelným čepem — MH11

Materiál Nerezocel A4

ø	✉	Kód výrobku	ø	✉	Kód výrobku	ø	✉	Kód výrobku
5MM*	10	54113.050.001	8MM*	10	54113.080.001	12MM*	5	54113.120.001
6MM*	10	54113.060.001	10MM*	5	54113.100.001			

54115 Šekl plochý, kulatý — MH11

Materiál Nerezocel A4

ø	✉	Kód výrobku	ø	✉	Kód výrobku	ø	✉	Kód výrobku
5MM*	10	54115.050.001	6MM*	10	54115.060.001	8MM*	10	54115.080.001

54116 Šekl plochý s čepem, krátký — MH11

Materiál Nerezocel A4

ø	✉	Kód výrobku	ø	✉	Kód výrobku	ø	✉	Kód výrobku
4MM*	10	54116.040.001	5MM*	10	54116.050.001	6MM*	10	54116.060.001

54117 Šekl plochý s čepem, dlouhý — MH11

Materiál Nerezocel A4

ø	✉	Kód výrobku	ø	✉	Kód výrobku	ø	✉	Kód výrobku
4MM*	10	54117.040.001	5MM*	10	54117.050.001	8MM*	10	54117.060.001

Vypouklé třmeny

Technické údaje

Č.	A	B	L	R	ø	≈ N zátěž rozlomení v N
54103.050.001	11	25	-	17	5	12 000
54103.060.001	12	30	-	21	6	17 000
54103.080.001	16	44	-	28	8	25 000
54103.100.001	21	49	-	34	10	43 000
54103.120.001	25	57	-	42	12	62 000
54103.160.001	31	80	-	56	16	70 000
54103.190.001	36	96	-	66	19	140 000
54108.048.001	9.7	5	22	-	6.4	13 200
54108.064.001	12	6	29	-	8	20 000
54108.080.001	13.5	8	31	-	9.5	30 000
54108.096.001	17	10	36	-	11	40 000
54108.127.001	21	12	48	-	16	80 000
54108.160.001	27	16	60	-	19	120 000
54108.190.001	32	20	71	-	22	160 000
54108.220.001	36	22	84	-	25	200 000
54110.040.001	8	-	14	14	4	8 000
54110.050.001	10	-	17.5	17	7	12 000
54110.060.001	12	-	21	21	6	19 000
54110.080.001	16	-	28	28	8	28 000
54110.100.001	20	-	35	34	10	43 000
54110.120.001	24	-	42	42	12	65 000
54110.130.001	26	-	39	45	13	75 000
54110.160.001	32	-	56	56	16	120 000
54110.190.001	38	-	78.5	66	19	182 000
54110.220.001	44	-	77	78	22	210 000
54111.050.001	10	-	17.5	17	5	13 000
54111.060.001	12	-	21	21	6	18 000
54111.080.001	16	-	28	28	8	35 000
54111.100.001	20	-	35	34	10	54 000

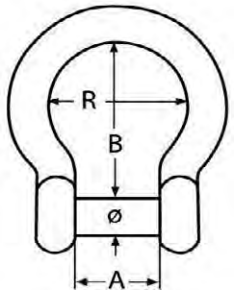

54103

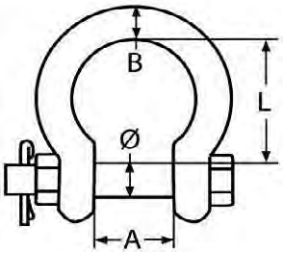

54108

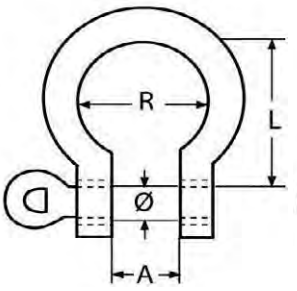

54110

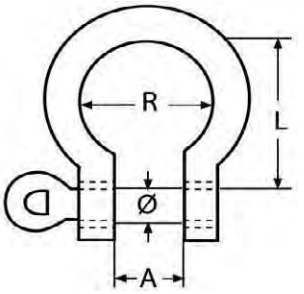

54111

Skupiny produktů

Materiál	Kód	Strana
NO A4	54103	13-9
NO A4	54108	13-9
NO A4	54110	13-9
NO A4	54111	13-9

54103 Kotevní šekl s vnitřním šestihranem — MH11

Materiál Nerezocel A4

ø	✉	Kód výrobku	ø	✉	Kód výrobku	ø	✉	Kód výrobku
5MM*	10	54103.050.001	10MM*	5	54103.100.001	16MM*	5	54103.160.001
6MM*	10	54103.060.001	12MM*	5	54103.120.001	19MM*	1	54103.190.001
8MM*	10	54103.080.001						

54108 Šekl se zajištovacím cepem, kovaný — MH11

Materiál Nerezocel A4

ø	✉	Kód výrobku	ø	✉	Kód výrobku	ø	✉	Kód výrobku
4,8MM*	10	54108.048.001	9,5MM*	5	54108.096.001	19MM*	1	54108.190.001
6,4MM*	10	54108.064.001	12,7MM*	5	54108.127.001	22MM*	1	54108.220.001
8MM*	10	54108.080.001	16MM*	5	54108.160.001			

54110 Šekl omega — MH11

Materiál Nerezocel A4

ø	✉	Kód výrobku	ø	✉	Kód výrobku	ø	✉	Kód výrobku
4MM*	20	54110.040.001	10MM*	10	54110.100.001	16MM*	5	54110.160.001
5MM*	20	54110.050.001	12MM*	5	54110.120.001	19MM*	1	54110.190.001
6MM	20	54110.060.001	13MM*	5	54110.130.001	22MM*	1	54110.220.001
8MM	10	54110.080.001						

54111 Šekl s neztratitelným čepem — MH11

Materiál Nerezocel A4

ø	✉	Kód výrobku	ø	✉	Kód výrobku	ø	✉	Kód výrobku
5MM*	10	54111.050.001	8MM*	10	54111.080.001	10MM*	5	54111.100.001
6MM*	10	54111.060.001						

D-třmeny zkroucené

Technické údaje

Č.	A	L	ø	≈ N zátěž rozlomení v N
54114.050.001	10	27	5	12 000
54114.060.001	12	30	6	17 500
54114.080.001	16	42	8	30 000
54114.100.001	20	55	10	58 000
54114.120.001	24	65	12	70 000
54118.040.001	11	24	4	8 000
54118.050.001	12	40	5	14 000

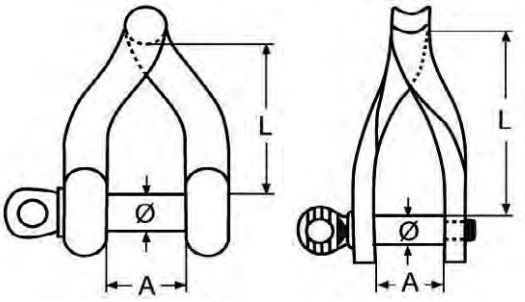

54114 54118

Skupiny produktů

Materiál	Kód	Strana
NO A4	54114	13-10
NO A4	54118	13-10

54114 **D-třmeny zkroucené** **MH11**

Materiál Nerezocel A4

ø	✉	Kód výrobku	ø	✉	Kód výrobku	ø	✉	Kód výrobku
5MM*	10	54114.050.001	8MM*	10	54114.080.001	12MM*	5	54114.120.001
6MM*	10	54114.060.001	10MM*	5	54114.100.001			

54118 **Šekl plochý s čepem, přetočený** **MH11**

Materiál Nerezocel A4

ø	✉	Kód výrobku	ø	✉	Kód výrobku
4MM*	10	54118.040.001	5MM*	10	54118.050.001

D-třmeny s kolíkem

Technické údaje

Č.	A	B	C	L	ø	≈ N zátěž rozlomení v N
54119.050.001	13	-	-	40	5	9 540
54119.060.001	16	-	-	49	6	13 630
54119.080.001	22	-	-	62	8	22 720
54120.050.001	13	40	12.5	-	5	9 540
54120.060.001	16	49	15.0	-	6	13 630
54120.080.001	21.5	66	20.5	-	8	22 710

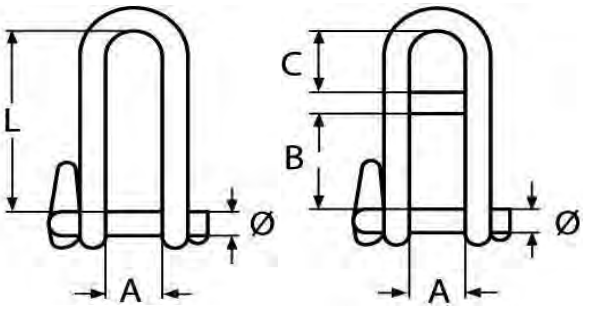

54119 54120

Skupiny produktů

Materiál	Kód	Strana
NO A4	54119	13-11
NO A4	54120	13-11

54119 D-třmeny s kolíkem **MH11**

Materiál Nerezocel A4

ø	✉	Kód výrobku	ø	✉	Kód výrobku	ø	✉	Kód výrobku
5MM*	10	54119.050.001	6MM*	10	54119.060.001	8MM*	10	54119.080.001

54120 Šekl s klícem a uzdičkou **MH11**

Materiál Nerezocel A4

ø	✉	Kód výrobku	ø	✉	Kód výrobku	ø	✉	Kód výrobku
5MM*	10	54120.050.001	6MM*	10	54120.060.001	8MM*	10	54120.080.001

Víceúčelové třmenové klíče

Technické údaje

Č.	A	L
54121.032.100	2.0	100
54122.050.086	5.0	86

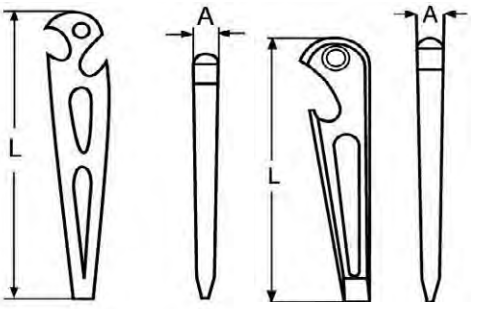

54121 54122

Skupiny produktů

Materiál	Kód	Strana
NO A2	54121	13-12
NO A4	54122	13-12

54121 **Víceúčelové třmenové klíče** **MH11**

Materiál Nerezocel A2

A	✉	Kód výrobku
2MM*	5	54121.032.100

54122 **Víceúčelové třmenové klíče** **MH11**

Materiál Nerezocel A4

A	✉	Kód výrobku
5MM*	10	54122.050.086

Karabiny

Technické údaje

Č.	A	B	C	D	D_1	L	ø	≈ N zátěž rozlomení v N
54123.050.050	6	-	8	-	10	50	5	5 700
54123.060.060	8	-	9	-	11	60	6	6 700
54123.070.070	8	-	9	-	13	70	7	7 500
54123.080.080	8	-	9	-	13	80	8	8 700
54123.100.100	10	-	12	-	16	100	10	11 500
54123.110.120	11	-	16	-	18	120	11	12 500
54124.040.040	5	-	7	5	-	40	4	2 000
54124.050.050	6	-	8	6.5	-	50	5	4 000
54124.060.060	8	-	9	7.2	-	60	6	6 000
54124.070.070	8	-	9	9	-	70	7	9 000
54124.080.080	8	-	9	10.2	-	80	8	11 500
54124.100.100	10	-	12	13	-	100	10	14 500
54124.110.120	11	-	16	15	-	120	11	15 500
54124.120.140	13	-	19	18	-	140	12	16 500
54125.040.040	6.5	-	7	5	-	40	4	4 000
54125.050.050	7.5	-	8	9	-	50	5	6 000
54125.060.060	7.5	-	9	10	-	60	6	9 000
54125.070.070	9	-	9	11	-	70	7	10 000
54125.080.080	8	-	8	13	-	80	8	12 000
54125.100.100	10	-	10	16	-	100	10	14 000
54125.110.120	11	-	15	18	-	120	11	15 000
54126.040.040	5	-	7	5	-	40	4	4 000
54126.050.050	6	-	8	9	-	50	5	6 000
54126.060.060	8	-	9	10	-	60	6	9 000
54126.070.070	8	-	9	11	-	70	7	10 000
54126.080.080	8	-	8	13	-	80	8	12 000
54126.100.100	10	-	10	16	-	100	10	14 000
54126.110.120	11	-	15	18	-	120	11	15 000
54129.060.060	-	30	7.5	8.5	-	60	6	2 720
54129.080.080	-	40	10	12	-	80	8	5 080
54129.100.100	-	50	12	15	-	100	10	7 280
54130.050.050	-	26	15	8	-	50	5	3 870
54130.060.060	-	30	16	8.5	-	60	6	4 170
54130.080.080	-	40	23	12	-	80	8	9 900
54130.100.100	-	50	27	15	-	100	10	13 000
54131.050.050	-	26	15	7.8	-	50	5	3 870
54131.060.060	-	30	16	7.8	-	60	6	4 170
54131.080.080	-	40	23	10.8	-	80	8	9 900
54131.100.100	-	50	27	14	-	100	10	13 000
54138.060.060	-	30	8.5	-	-	60	6	2 720
54138.080.080	-	40	10	-	-	80	8	5 080
54138.100.100	-	50	12	-	-	100	10	7 280
54138.110.120	-	60	17	-	-	120	11	8 160

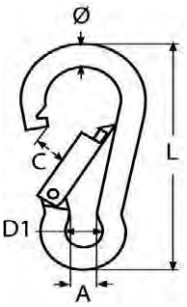

54123

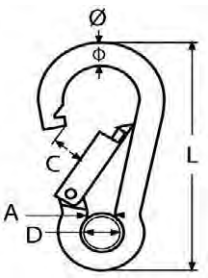

54124

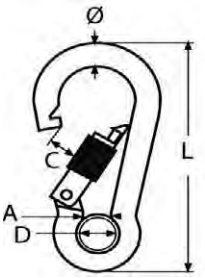

54125

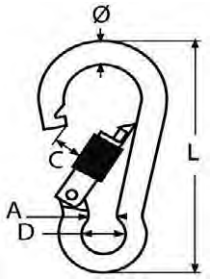

54126

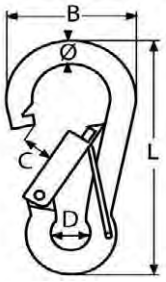

54129

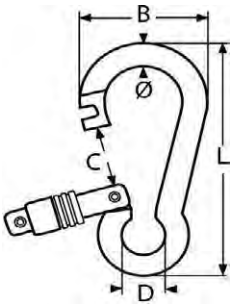

54130

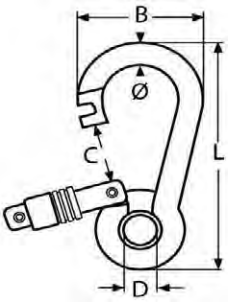

54131

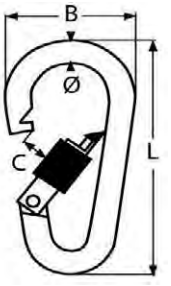

54138

Skupiny produktů

Materiál	Kód	Strana
NO A4	54123	13-14
NO A4	54124	13-14
NO A4	54125	13-15
NO A4	54126	13-15
NO A4	54129	13-15
NO A4	54130	13-15
NO A4	54131	13-15
NO A4	54138	13-15

54123 Karabiny — MH11

Materiál Nerezocel A4

ø x L	✉	Kód výrobku	ø x L	✉	Kód výrobku	ø x L	✉	Kód výrobku
5X50MM	20	54123.050.050	7X70MM*	20	54123.070.070	10X100MM*	10	54123.100.100
6X60MM	20	54123.060.060	8X80MM	20	54123.080.080	11X120MM*	10	54123.110.120

54124 Karabina s očnicí — MH11

Materiál Nerezocel A4

ø x L	✉	Kód výrobku	ø x L	✉	Kód výrobku	ø x L	✉	Kód výrobku
4X40MM*	10	54124.040.040	7X70MM*	10	54124.070.070	11X120MM*	5	54124.110.120
5X50MM*	10	54124.050.050	8X80MM*	10	54124.080.080	12X140MM*	5	54124.120.140
6X60MM*	10	54124.060.060	10X100MM*	5	54124.100.100			

54125 Karabina s pojistnou maticí a očnicí — MH11

Materiál Nerezocel A4

ø x L	✉	Kód výrobku	ø x L	✉	Kód výrobku	ø x L	✉	Kód výrobku
4X40MM*	10	54125.040.040	7X70MM*	10	54125.070.070	10X100MM*	5	54125.100.100
5X50MM*	10	54125.050.050	8X80MM*	10	54125.080.080	11X120MM*	5	54125.110.120
6X60MM*	10	54125.060.060						

54126 Karabina s pojistnou maticí — MH11

Materiál Nerezocel A4

ø x L	✉	Kód výrobku	ø x L	✉	Kód výrobku	ø x L	✉	Kód výrobku
4X40MM*	10	54126.040.040	7X70MM*	10	54126.070.070	10X100MM*	5	54126.100.100
5X50MM*	10	54126.050.050	8X80MM*	10	54126.080.080	11X120MM*	5	54126.110.120
6X60MM*	10	54126.060.060						

54129 Karabina s bezpečnostním uzávěrem — MH11

Materiál Nerezocel A4

ø x L	✉	Kód výrobku	ø x L	✉	Kód výrobku	ø x L	✉	Kód výrobku
6X60MM*	10	54129.060.060	8X80MM*	10	54129.080.080	10X100MM*	5	54129.100.100

54130 Karabina s pružinovým uzávěrem a pojistnou matkou — MH11

Materiál Nerezocel A4

ø x L	✉	Kód výrobku	ø x L	✉	Kód výrobku	ø x L	✉	Kód výrobku
5X50MM*	10	54130.050.050	8X80MM*	10	54130.080.080	10X100MM*	5	54130.100.100
6X60MM*	10	54130.060.060						

54131 Karabina s pružinovým uzávěrem a očnicí — MH11

Materiál Nerezocel A4

ø x L	✉	Kód výrobku	ø x L	✉	Kód výrobku	ø x L	✉	Kód výrobku
5X50MM*	10	54131.050.050	8X80MM*	10	54131.080.080	10X100MM*	5	54131.100.100
6X60MM*	10	54131.060.060						

54138 Karabina s pojistnou maticí — MH11

Materiál Nerezocel A4

ø x L	✉	Kód výrobku	ø x L	✉	Kód výrobku	ø x L	✉	Kód výrobku
6X60MM*	10	54138.060.060	10X100MM*	5	54138.100.100	11X120MM*	5	54138.110.120
8X80MM*	10	54138.080.080						

Háky pro bóje

Technické údaje

Č.	A	B	C	ø d	≈ N zátěž rozlomení v N
54127.108.063	108	63	21	35	9 100

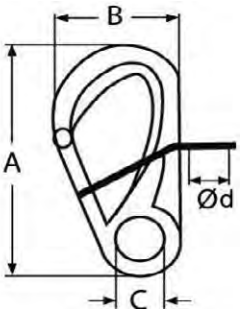

54127

54127	Háky pro bóje	MH11
Materiál	Nerezocel A4	

A x B	✉	Kód výrobku
108X63MM*	5	54127.108.063

Sklapovací pružina

Technické údaje

Č.	B	D	E	L	ø	≈ N zátěž rozlomení v N
54128.060.001	35	7	10	61	6	6 000
54128.080.001	48	11	13	81	8	16 000
54128.100.001	58	13	15	102	10	25 000
54128.120.001	70	16	21	122	12	30 000
54128.160.001	97	25	27	165	16	33 000

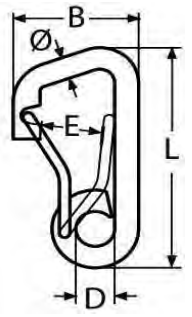

54128

54128 **Sklapovací pružina** **MH11**

Materiál Nerezocel A4

ø	✉	Kód výrobku	ø	✉	Kód výrobku	ø	✉	Kód výrobku
6MM*	10	54128.060.001	10MM*	5	54128.100.001	16MM*	5	54128.160.001
8MM*	10	54128.080.001	12MM*	5	54128.120.001			

Asymetrické pružinové karabiny

Technické údaje

Č.	B	C	D	E	L	ø	≈ N zátěž rozlomení v N
54132.060.060	35	9	8	-	60	6	4 560
54132.080.080	46	12.5	11	-	80	8	7 280
54132.100.100	60	16	14	-	100	10	10 920
54132.110.120	70	21.5	18	-	120	11	12 600
54133.110.120	70	24	-	-	120	11	16 000
54134.110.120	70	24	-	-	120	11	16 000
54135.100.115	60	19	-	-	115	10	27 200
54136.080.080	45	12	1.7	13	80	8	13 300
54136.100.100	55	14	2	16	100	10	25 100
54137.080.064	45	11.5	-	-	80	8	15 900
54137.100.080	55	14	-	-	100	10	16 800
54142.080.080	45	13	11	-	80	8	8 700
54142.100.100	58	18	14	-	100	10	13 500
54142.110.120	70	24	18	-	120	11	15 000

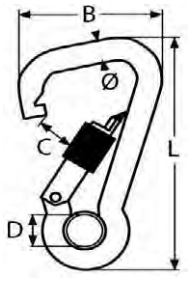

54132

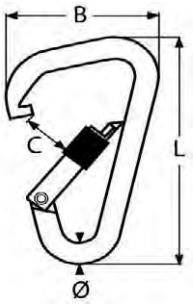

54133

54134

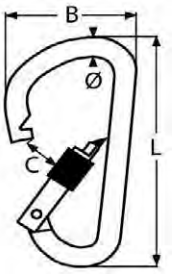

54135

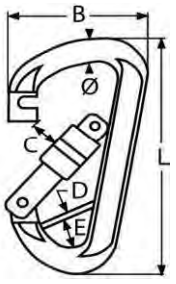

54136

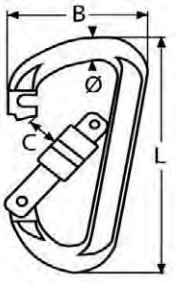

54137

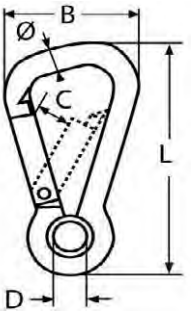

54142

Skupiny produktů

Materiál	Kód	Strana
NO A4	54132	13-19
NO A4	54133	13-19
NO A4	54134	13-19
NO A4	54135	13-19
NO A4	54136	13-19
NO A4	54137	13-19
NO A4	54142	13-20

54132 Karabina asymetrická, s pojistnou maticí a očnicí — MH11

Materiál Nerezocel A4

ø x L	✉	Kód výrobku	ø x L	✉	Kód výrobku	ø x L	✉	Kód výrobku
6X60MM*	10	54132.060.060	10X100MM*	5	54132.100.100	11X120MM*	5	54132.110.120
8X80MM*	10	54132.080.080						

54133 Karabina s pojistnou maticí, asymetrická — MH11

Materiál Nerezocel A4

ø x L	✉	Kód výrobku
11X120MM*	5	54133.110.120

54134 Karabina s pojistnou maticí a uzdičkou — MH11

Materiál Nerezocel A4

ø x L	✉	Kód výrobku
11X120MM*	5	54134.110.120

54135 Karabina s pojistnou maticí — MH11

Materiál Nerezocel A4

ø x L	✉	Kód výrobku
10X115MM*	5	54135.100.115

54136 Karabina s pružinovým uzávěrem a uzdičkou — MH11

Materiál Nerezocel A4

ø x L	✉	Kód výrobku	ø x L	✉	Kód výrobku
8X80MM*	10	54136.080.080	10X100MM*	5	54136.100.100

54137 Karabina s pružinovým uzávěrem — MH11

Materiál Nerezocel A4

ø x L	✉	Kód výrobku	ø x L	✉	Kód výrobku
8X64MM*	10	54137.080.064	10X80MM*	5	54137.100.080

54142	Asymetrický pružinový hák	MH11
Materiál	Nerezocel A4	

ø x L	✉	Kód výrobku	ø x L	✉	Kód výrobku	ø x L	✉	Kód výrobku
8X80*	10	54142.080.080	10X100*	5	54142.100.100	11X120*	5	54142.110.120

Pružinové karabiny s maticí

Technické údaje

Č.	B	C	L	ø	≈ N zátěž rozlomení v N
54139.060.052	30	14	55	6	4 400
54139.080.070	35	18	70	8	9 050
54140.050.070	25	15	70	5	3 700
54140.060.080	30	16	80	6	4 400
54140.060.090	35	23	90	8	9 050
54140.100.110	40	27	110	10	13 950

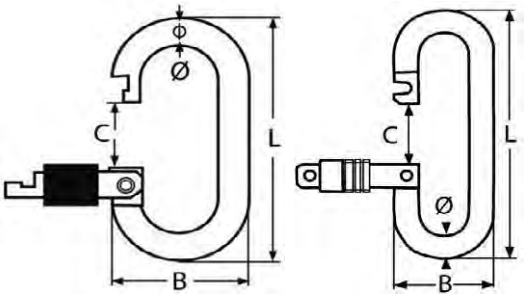

54139 54140

Skupiny produktů

Materiál	Kód	Strana
NO A4	54139	13-20
NO A4	54140	13-21

54139	Karabina s pojistnou maticí	MH11
Materiál	Nerezocel A4	

ø x L	✉	Kód výrobku	ø x L	✉	Kód výrobku
6X52MM*	10	54139.060.052	8X70MM*	10	54139.080.070

54140	Karabina s pružinovým uzávěrem	MH11
Materiál	Nerezocel A4	

ø x L	✉	Kód výrobku	ø x L	✉	Kód výrobku	ø x L	✉	Kód výrobku
5X70MM*	10	54140.050.070	8X90MM*	10	54140.060.090	10X110MM*	5	54140.100.110
6X80MM*	10	54140.060.080						

Pružinové karabiny

Technické údaje

Č.	A	B	C	D	L	≈ N zátěž rozlomení v N
54143.050.001	-	24	10	10.5	50	2 000
54143.070.001	-	31	12	13	70	7 000
54143.100.001	-	46	22	21	100	18 000
54157.050.001	6.5	25	-	-	50	2 500
54157.065.001	10	35	-	-	65	5 500
54157.090.001	13	49	-	-	90	10 000

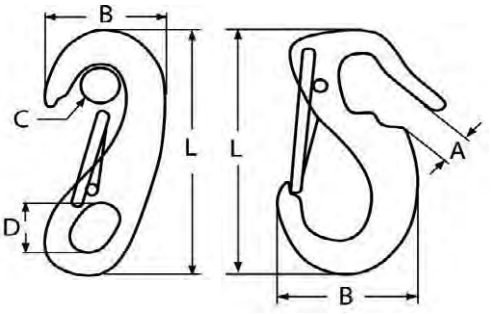

54143 54157

Skupiny produktů

Materiál	Kód	Strana
NO A4	54143	13-21
NO A4	54157	13-22

54143	Pružinová karabina	MH11
Materiál	Nerezocel A4	

L	✉	Kód výrobku	L	✉	Kód výrobku	L	✉	Kód výrobku
50MM*	10	54143.050.001	70MM*	10	54143.070.001	100MM*	5	54143.100.001

54157	Hák s pojistkou	MH11
Materiál	Nerezocel A4	

L		Kód výrobku	L		Kód výrobku	L		Kód výrobku
50MM*	10	54157.050.001	65MM*	10	54157.065.001	90MM*	5	54157.090.001

Pružinové karabiny se speciálním závěrem

Technické údaje

Č.	C	D	L	ø	≈ N zátěž rozlomení v N
54144.080.080	19	8	80	8	8 000
54144.100.100	22	11	100	10	12 000
54144.110.120	26	12	120	11	20 000
54145.080.080	19	10	80	8	8 000
54145.100.100	22	14	100	10	12 000
54145.110.120	26	17	120	11	20 000

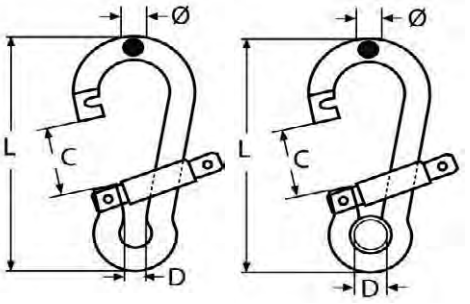

54144 54145

Skupiny produktů

Materiál	Kód	Strana
NO A4	54144	13-22
NO A4	54145	13-23

54144	Pružinové karabiny se speciálním závěrem	MH11
Materiál	Nerezocel A4	

ø x L		Kód výrobku	ø x L		Kód výrobku	ø x L		Kód výrobku
8X80*	10	54144.080.080	10X100*	10	54144.100.100	11X120*	10	54144.110.120

54145	Karabina se speciálním uzávěrem a očnicí	MH11

Materiál Nerezocel A4

ø x L	✉	Kód výrobku	ø x L	✉	Kód výrobku	ø x L	✉	Kód výrobku
8X80*	10	54145.080.080	10X100*	5	54145.100.100	11X120*	5	54145.110.120

Pružinové karabiny

Technické údaje

Č.	A	B	C	D	D_1	E	L	L_2	S
54146.160.001	-	21	11	-	-	-	86	-	-
54146.190.001	-	21	12	-	-	-	99.5	-	-
54146.220.001	-	21	16	-	-	-	117.5	-	-
54147.090.001	10.5	-	-	9	7	7	62	-	3
54147.120.001	13.5	-	-	12	8	8	75	-	4
54147.160.001	15.5	-	-	16	9	9	87	-	4
54147.190.001	19	-	-	19	9	9	90	-	5
54148.130.001	-	-	-	13	-	-	65	16	-
54148.160.001	-	-	-	16	-	-	65	19	-
54149.011.115	-	-	10	11	-	-	115	-	-

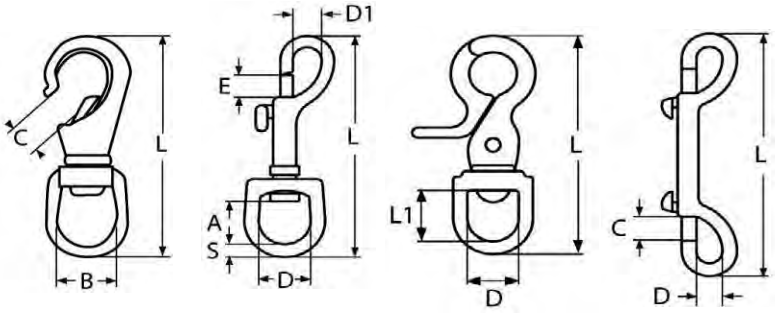

54146 54147 54148 54149

Skupiny produktů

Materiál	Kód	Strana
NO A4	54146	13-23
NO A4	54147	13-24
NO A4	54148	13-24
NO A4	54149	13-24

54146	Hák s obrtlíkem	MH11

Materiál Nerezocel A4

C	✉	Kód výrobku	C	✉	Kód výrobku	C	✉	Kód výrobku
11MM*	5	54146.160.001	12MM*	5	54146.190.001	16MM*	5	54146.220.001

54147	Karabina otočná	MH11
Materiál	Nerezocel A4	

D	✉	Kód výrobku	D	✉	Kód výrobku	D	✉	Kód výrobku
9MM*	10	54147.090.001	16MM*	5	54147.160.001	19MM*	5	54147.190.001
12MM	10	54147.120.001						

54148	Hák s obrtlíkem	MH11
Materiál	Nerezocel A4	

D	✉	Kód výrobku	D	✉	Kód výrobku
13MM*	5	54148.130.001	16MM*	5	54148.160.001

54149	Dvojitá karabina	MH11
Materiál	Nerezocel A4	

D x L	✉	Kód výrobku
11X115MM*	5	54149.011.115

Pružinové karabiny s dvojitým jištěním

Technické údaje

Č.	B	C	D	L	≈ N zátěž rozlomení v N
54150.100.110	62	19	20	110	14 000

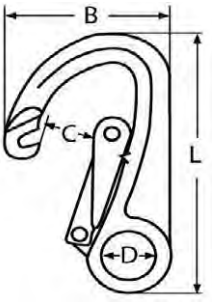

54150

54150	Pružinové karabiny s dvojitým jištěním	MH11
Materiál	Nerezocel A4	

L	✉	Kód výrobku
110MM*	5	54150.100.110

Karabiny

Technické údaje

Č.	A	B	C	d	D	H	L
54151.070.001	12	33	12	-	-	9	70
54151.087.001	13	42	16	-	-	15	87
54151.128.001	22	58	22	-	-	20	128
54152.070.001	-	33	12	-	12	-	70
54152.087.001	-	42	16	-	16	-	87
54152.128.001	-	58	22	-	22	-	128
54153.052.001	-	35	12	-	9	-	52
54153.066.001	-	45	16	-	12	-	66
54153.096.001	-	60	22	-	16	-	96
54154.012.052	10	12	-	-	-	-	52
54154.015.066	14	15	-	-	-	-	66
54154.025.096	18	25	-	-	-	-	96
54155.060.001	12	30	-	M6	-	-	42
54155.080.001	16	40	-	M8	-	-	53
54155.100.001	22	62	-	M10	-	-	75

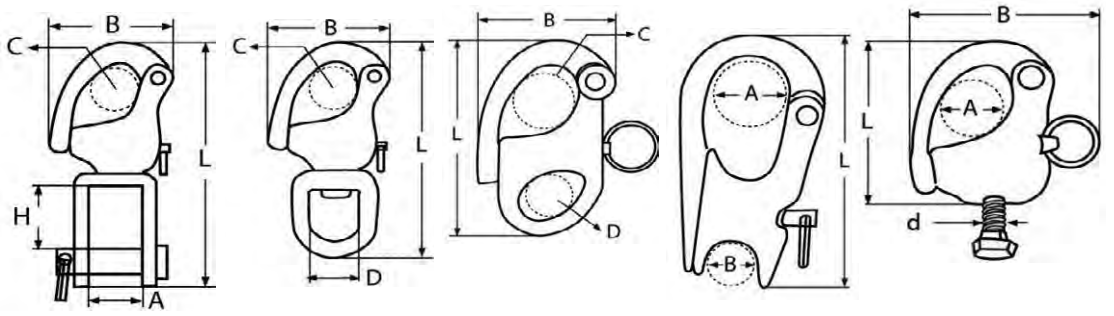

54151 54152 54153 54154 54155

Skupiny produktů

Materiál	Kód	Strana
NO A4	54151	13-26
NO A4	54152	13-26
NO A4	54153	13-26
NO A4	54154	13-26
NO A4	54155	13-26

54151 Karabina šekl otočný — MH11

Materiál Nerezocel A4

L	✉	Kód výrobku	L	✉	Kód výrobku	L	✉	Kód výrobku
70MM*	5	54151.070.001	87MM*	5	54151.087.001	128MM*	5	54151.128.001

54152 Karabina šekl s obrtlíkem — MH11

Materiál Nerezocel A4

L	✉	Kód výrobku	L	✉	Kód výrobku	L	✉	Kód výrobku
70MM*	5	54152.070.001	87MM*	5	54152.087.001	128MM*	5	54152.128.001

54153 Pevný zaklapávací třmen — MH11

Materiál Nerezocel A4

L	✉	Kód výrobku	L	✉	Kód výrobku	L	✉	Kód výrobku
52MM*	5	54153.052.001	66MM*	5	54153.066.001	96MM*	5	54153.096.001

54154 Šekl šroubovací — MH11

Materiál Nerezocel A4

B x L	✉	Kód výrobku	B x L	✉	Kód výrobku	B x L	✉	Kód výrobku
12X52*	5	54154.012.052	15X66*	5	54154.015.066	25X96*	5	54154.025.096

54155 Karabina šekl se šroubem — MH11

Materiál Nerezocel A4

L	✉	Kód výrobku	L	✉	Kód výrobku	L	✉	Kód výrobku
6MM*	5	54155.060.001	8MM*	5	54155.080.001	10MM*	5	54155.100.001

Otočné karabiny

Technické údaje

Č.	A	B	L	≈ N zátěž rozlomení v N
54156.085.001	18	12	85	15 000
54156.105.001	24	14	105	25 000
54156.125.001	27	18	125	35 000

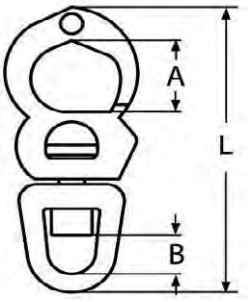

54156

54156 **Otočné karabiny** **MH11**

Materiál Nerezocel A4

L	✉	Kód výrobku	L	✉	Kód výrobku	L	✉	Kód výrobku
85MM*	1	54156.085.001	105MM*	1	54156.105.001	125MM*	1	54156.125.001

Otočné

Technické údaje

Č.	A	B	C	H	L	ø
54158.050.001	13	13	-	-	60	5
54158.060.001	15	15	-	-	65	6
54158.080.001	20	22	-	-	90	8
54158.100.001	24	27	-	-	115	10
54158.130.001	32	35	-	-	154	13
54158.160.001	39	45	-	-	188	16
54158.190.001	41	50	-	-	231	19
54159.060.001	11	12	-	-	66	6
54159.080.001	16	16	-	-	94	8
54159.100.001	22	22	-	-	118	10
54159.130.001	28	28	-	-	152	13
54159.160.001	37	34	-	-	188	16
54159.190.001	45	38	-	-	229	19
54160.050.001	11	10	-	-	60	5
54160.060.001	11	12	-	-	66	6
54160.080.001	16	16	-	-	94	8
54160.100.001	22	20	-	-	118	10
54160.130.001	28	28	-	-	152	13
54160.160.001	37	34	-	-	188	16
54160.190.001	45	38	-	-	229	19
54161.050.001	-	10	11	-	60	5
54161.060.001	-	12	11	-	66	6
54161.080.001	-	16	16	-	94	8
54161.100.001	-	20	22	-	118	10
54161.130.001	-	26	28	-	152	13
54161.160.001	-	34	37	-	188	16
54161.190.001	-	38	45	-	229	19
54162.120.047	12	-	-	10	47	5
54162.140.055	14	-	-	11	55	6
54163.050.001	11	10	-	-	60	5
54163.060.001	12	12	-	-	66	6
54163.080.001	16	16	-	-	92	8
54163.100.001	22	20	-	-	118	10
54163.130.001	28	26	-	-	152	13
54163.160.001	34	32	-	-	188	16
54163.190.001	44	38	-	-	229	19

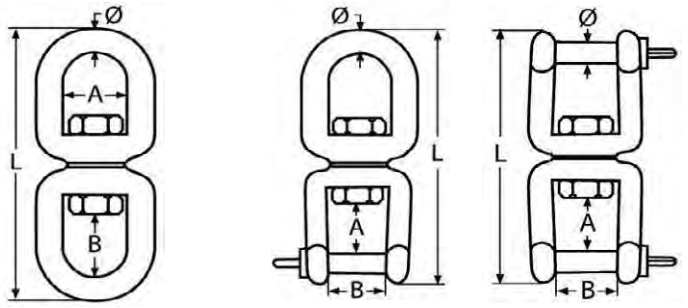

54158 54159 54160

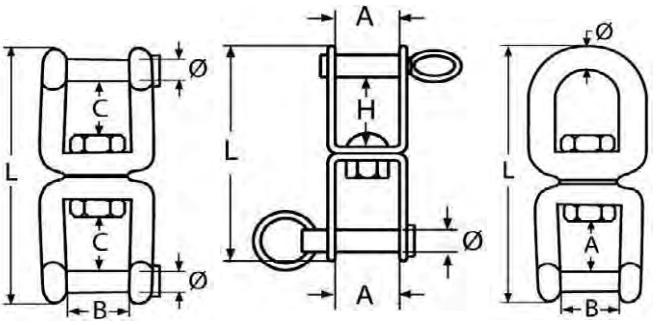

54161 54162 54163

Skupiny produktů

Materiál	Kód	Strana
NO A4	54158	13-29
NO A4	54159	13-29
NO A4	54160	13-30
NO A4	54161	13-30
NO A2	54162	13-30
NO A4	54163	13-30

54158 Obrtlík, oko-oko **MH11**

Materiál Nerezocel A4

ø	✉	Kód výrobku	ø	✉	Kód výrobku	ø	✉	Kód výrobku
5MM*	10	54158.050.001	10MM*	5	54158.100.001	16MM*	1	54158.160.001
6MM*	10	54158.060.001	13MM*	1	54158.130.001	19MM*	1	54158.190.001
8MM*	10	54158.080.001						

54159 Šekl obrtlíkový, oko-vidlice **MH11**

Materiál Nerezocel A4

ø	✉	Kód výrobku	ø	✉	Kód výrobku	ø	✉	Kód výrobku
6MM*	10	54159.060.001	10MM*	5	54159.100.001	16MM*	1	54159.160.001
8MM*	10	54159.080.001	13MM*	1	54159.130.001	19MM*	1	54159.190.001

54160 Šekl obrtlíkový, vidlice-vidlice MH11

Materiál Nerezocel A4

ø	✉	Kód výrobku	ø	✉	Kód výrobku	ø	✉	Kód výrobku
5MM*	10	54160.050.001	10MM*	5	54160.100.001	16MM*	1	54160.160.001
6MM*	10	54160.060.001	13MM*	1	54160.130.001	19MM*	1	54160.190.001
8MM*	10	54160.080.001						

54161 Šekl obrtlíkový, vidlice-vidlice s vnitřním 6-hr MH11

Materiál Nerezocel A4

ø	✉	Kód výrobku	ø	✉	Kód výrobku	ø	✉	Kód výrobku
5MM*	10	54161.050.001	10MM*	5	54161.100.001	16MM*	1	54161.160.001
6MM*	10	54161.060.001	13MM*	1	54161.130.001	19MM*	1	54161.190.001
8MM*	10	54161.080.001						

54162 Šekl obrtlíkový, plochý, vidlice-vidlice MH11

Materiál Nerezocel A2

A x L	✉	Kód výrobku	A x L	✉	Kód výrobku
12X47*	10	54162.120.047	14X55*	10	54162.140.055

54163 Šekl obrtlíkový, oko-vidlice MH11

Materiál Nerezocel A4

ø	✉	Kód výrobku	ø	✉	Kód výrobku	ø	✉	Kód výrobku
5MM*	10	54163.050.001	10MM*	5	54163.100.001	16MM*	1	54163.160.001
6MM*	10	54163.060.001	13MM*	1	54163.130.001	19MM*	1	54163.190.001
8MM*	10	54163.080.001						

Hák pro vodní lyže

Technické údaje

Č.	B	C	L	≈ N zátěž rozlomení v N
54164.060.001	37	16	60	8 000

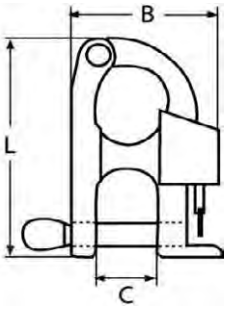

54164

54164	Hák pro vodní lyže	MH11
Materiál	Nerezocel A4	

L	✉	Kód výrobku
60MM*	5	54164.060.001

Pružinové karabiny hliníkové

Technické údaje

Č.	A	A_1	B	C	D	L	ø	≈ N zátěž rozlomení v N
54165.050.050	10	6	-	8	-	50	5	1 000
54165.060.060	11	8	-	9	-	60	6	1 600
54165.080.080	13	8	-	9	-	80	8	3 500
54167.110.116	-	-	64	22	-	116	11	22 000
54168.130.001	-	-	80	21	21	130	-	20 000
54169.120.120	-	-	80	25	-	120	12	24 000
54169.140.190	-	-	104	46	-	190	14	26 000

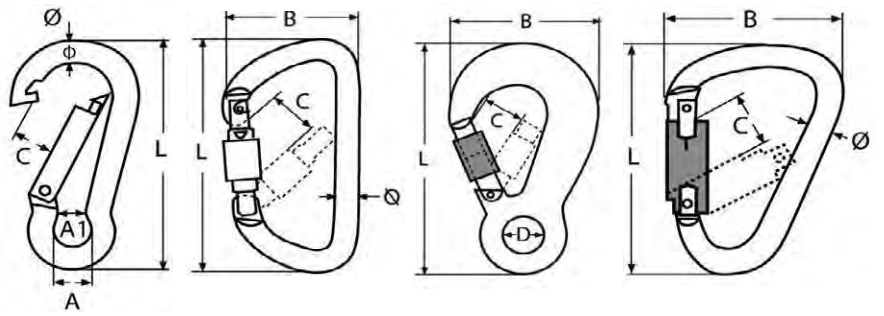

54165 54167 54168 54169

Skupiny produktů

Materiál	Kód	Strana
Al	54165	13-32
Al	54167	13-32
Al	54168	13-33
Al	54169	13-33

54165 **Karabiny, různé barvy** **MH11**

Materiál Hliník

ø x L	✉	Kód výrobku	ø x L	✉	Kód výrobku	ø x L	✉	Kód výrobku
5X50MM*	10	54165.050.050	6X60MM	10	54165.060.060	8X80MM*	10	54165.080.080

54167 **Karabina s jednobodovou pojistkou** **MH11**

Materiál Hliník

ø x L	✉	Kód výrobku
11X116MM*	5	54167.110.116

54168	Pojistná karabina	MH11
Materiál	Hliník	

L	✉	Kód výrobku
130MM*	5	54168.130.001

54169	Pružinový hák 1/4 otáčky jediný bod	MH11
Materiál	Hliník	

ø x L	✉	Kód výrobku	ø x L	✉	Kód výrobku
12X120MM*	5	54169.120.120	14X190MM*	5	54169.140.190

Slaňovací osma

Technické údaje

Č.	A	B	C	E	L	≈ N zátěž rozlomení v N
54170.145.001	51	26	48	76	145	30 000

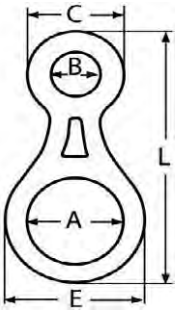

54170

54170	Hliníková slaňovací osma	MH11
Materiál	Hliník	

L	✉	Kód výrobku
145MM*	5	54170.145.001

Pružinové karabiny simplex

Technické údaje

Č.	C	D	E	F	L
54166.030.001	3.3	1.4	2.8	3.6	30
54166.040.001	4.5	1.9	4.1	5.0	40
54166.050.001	5.4	2.3	4.6	6.4	50
54166.060.001	6.2	2.8	5.6	7.1	60

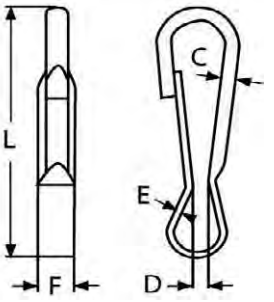

54166

54166 **Pružinové karabiny simplex** **MH11**

Materiál Nerezocel A2

L	✉	Kód výrobku	L	✉	Kód výrobku	L	✉	Kód výrobku
30MM	100	54166.030.001	50MM*	50	54166.050.001	60MM*	50	54166.060.001
40MM*	100	54166.040.001						

Zkracovače lana

Technické údaje

Č.	B	D	L	WR-ø
54171.120.001	78	22	122	12
54171.160.001	78	22	122	16

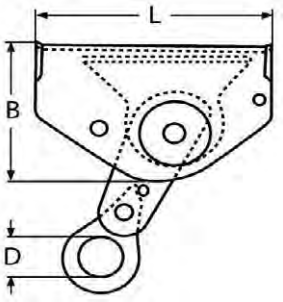

54171

54171	Zkracovače lana	MH11
Materiál	Nerezocel A2	

WR-ø	✉	Kód výrobku	WR-ø	✉	Kód výrobku
12MM*	1	54171.120.001	16MM*	1	54171.160.001

Napínáky

Technické údaje

Č.	A	D	L_1	L_2	WR-ø	Závit
54200.040.001	5.5	4	110	170	-	M4
54200.050.001	6.5	5	130	190	-	M5
54200.060.001	7.5	6	150	220	-	M6
54200.080.001	11	8	165	240	-	M8
54200.100.001	12	9	190	280	-	M10
54200.120.001	14	12	245	360	-	M12
54200.140.001	15	12	270	390	-	M14
54200.160.001	17	16	310	450	-	M16
54200.200.001	20	19	360	510	-	M20
54201.050.025	6	5	155	215	2.5	M5
54201.060.030	7.5	6	175	245	3	M6
54201.060.040	7.5	6	185	255	4	M6
54201.080.040	11	8	200	275	4	M8
54201.080.050	11	8	205	280	5	M8
54201.100.050	12	9	230	320	5	M10
54201.100.060	12	9	245	355	6	M10
54201.120.060	14	12	285	400	6	M12
54201.120.080	14	12	305	420	8	M12
54201.140.070	15	15	315	435	7	M14
54201.160.080	17	17	360	500	8	M16
54201.160.100	17	16	370	510	10	M16
54201.200.100	20	20	410	560	10	M20
54201.200.120	20	20	410	560	12	M20
54202.060.030	7	6	180	250	3	M6
54202.060.040	7	6	190	260	4	M6
54202.080.040	10	8	210	285	4	M8
54202.080.050	10	8	215	290	5	M8
54202.100.050	12	9	250	340	5	M10
54202.100.060	12	9	265	355	6	M10
54202.120.060	13	12	300	410	6	M12
54202.120.080	13	12	320	430	8	M12
54202.140.070	15	14	328	453	7	M14
54202.160.080	17	16	390	530	8	M16
54202.160.100	17	16	400	540	10	M16
54202.200.100	20	19	450	590	10	M20

- **WR-ø = průměr drátu.**

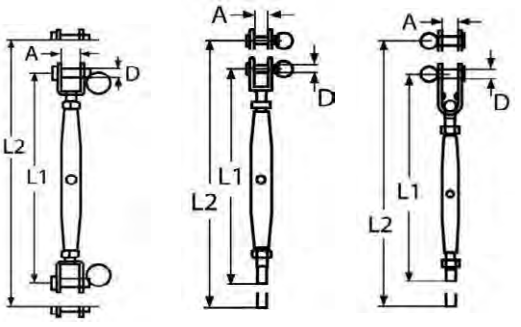

54200 **54201** **54202**

Skupiny produktů

Materiál	Kód	Strana
NO A4	54200	13-37
NO A4	54201	13-37
NO A4	54202	13-37

54200 Lanový napínák vidlice-vidlice MH11

Materiál Nerezocel A4

Závit	✉	Kód výrobku	Závit	✉	Kód výrobku	Závit	✉	Kód výrobku
M4*	10	54200.040.001	M8*	10	54200.080.001	M14*	1	54200.140.001
M5*	10	54200.050.001	M10	5	54200.100.001	M16*	1	54200.160.001
M6*	10	54200.060.001	M12*	5	54200.120.001	M20*	1	54200.200.001

54201 Lanový napínák vidlice-koncovka MH11

Materiál Nerezocel A4

Závit / WR-ø	✉	Kód výrobku	Závit / WR-ø	✉	Kód výrobku	Závit / WR-ø	✉	Kód výrobku
M5/2,5MM*	10	54201.050.025	M10/5MM*	5	54201.100.050	M16/8MM*	1	54201.160.080
M6/3MM*	10	54201.060.030	M10/6MM*	5	54201.100.060	M16/10MM*	1	54201.160.100
M6/4MM*	10	54201.060.040	M12/6MM*	5	54201.120.060	M20/10MM*	1	54201.200.100
M8/4MM*	10	54201.080.040	M12/8MM*	5	54201.120.080	M20/12MM*	1	54201.200.120
M8/5MM*	10	54201.080.050	M14/7MM*	1	54201.140.070			

54202 Lanový napínák toggle-koncovka MH11

Materiál Nerezocel A4

Závit / WR-ø	✉	Kód výrobku	Závit / WR-ø	✉	Kód výrobku	Závit / WR-ø	✉	Kód výrobku
M6/3MM*	5	54202.060.030	M10/5MM*	5	54202.100.050	M14/7MM*	1	54202.140.070
M6/4MM*	5	54202.060.040	M10/6MM*	5	54202.100.060	M16/8MM*	1	54202.160.080
M8/4MM*	5	54202.080.040	M12/6MM*	5	54202.120.060	M16/10MM*	1	54202.160.100
M8/5MM*	5	54202.080.050	M12/8MM*	5	54202.120.080	M20/10MM*	1	54202.200.100

Kluzné háky

Technické údaje

Č.	D_1	Hlava nýtu ø	L	ø
54203.132.001	5.1	7.1	132	5
54203.142.001	6.2	9.6	142	6
54203.192.001	8.5	11.3	192	8
54203.235.001	13.0	14.4	235	12

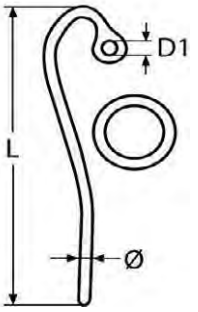

54203

54203 **Kluzné háky** **MH11**

Materiál Nerezocel A4

L	✉	Kód výrobku	L	✉	Kód výrobku	L	✉	Kód výrobku
132MM*	5	54203.132.001	192MM*	2	54203.192.001	235MM*	2	54203.235.001
142MM*	5	54203.142.001						

Napínací třmeny

Technické údaje

Č.	d	L
54204.050.001	M5	80
54204.060.001	M6	95
54204.080.001	M8	105
54204.100.001	M10	125
54204.120.001	M12	150
54204.140.001	M14	165
54204.160.001	M16	190
54204.200.001	M20	200

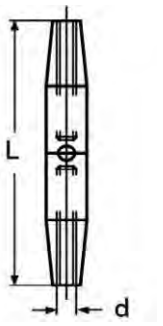

54204

54204 **Napínací třmeny** **MH11**

Materiál Nerezocel A4

d	✉	Kód výrobku	d	✉	Kód výrobku	d	✉	Kód výrobku
M5*	10	54204.050.001	M10*	5	54204.100.001	M16*	1	54204.160.001
M6*	10	54204.060.001	M12*	5	54204.120.001	M20*	1	54204.200.001
M8*	10	54204.080.001	M14*	1	54204.140.001			

Napínáky

Technické údaje

Č.	A	D	L	L_1	L_2	WR-ø	Závit
54206.050.001	6.5	5	-	120	70	-	M5
54206.060.001	7.5	6	-	140	90	-	M6
54206.080.001	11	8	-	180	120	-	M8
54206.100.001	12	9	-	220	150	-	M10
54206.120.001	14	12	-	300	200	-	M12
54206.140.001	15	12	-	325	220	-	M14
54206.160.001	17	16	-	375	250	-	M16
54206.200.001	20	19	-	450	300	-	M20
54207.050.001	6.5	5	-	135	195	-	M5
54207.060.001	7.5	6	-	160	230	-	M6
54207.080.001	11	8	-	180	255	-	M8
54207.100.001	12	9	-	210	300	-	M10
54207.120.001	14	12	-	270	380	-	M12
54207.140.001	15	12	-	295	415	-	M14
54207.160.001	17	16	-	340	480	-	M16
54208.050.025	6.5	5	-	155	215	2.5	M5
54208.060.030	7.5	6	-	180	250	3	M6
54208.060.040	7.5	6	-	190	260	4	M6
54208.080.040	11	8	-	210	285	4	M8
54208.080.050	11	8	-	215	290	5	M8
54208.100.050	12	9	-	240	330	5	M10
54208.100.060	12	9	-	255	345	6	M10
54208.120.060	14	12	-	300	410	6	M12
54208.120.080	14	12	-	320	430	8	M12
54208.140.070	15	12	-	330	450	7	M14
54208.160.080	17	16	-	370	510	8	M16
54208.160.100	17	16	-	380	520	10	M16
54209.060.001	-	-	90	-	-	-	M6
54209.080.001	-	-	120	-	-	-	M8
54209.100.001	-	-	150	-	-	-	M10
54209.120.001	-	-	200	-	-	-	M12
54209.160.001	-	-	250	-	-	-	M16
54209.200.001	-	-	300	-	-	-	M20

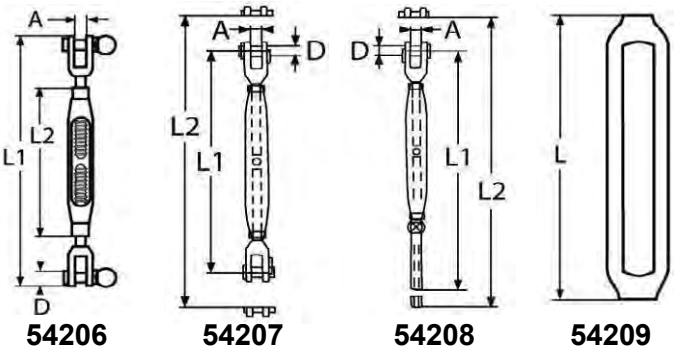

54206 54207 54208 54209

Skupiny produktů

Materiál	Kód	Strana
NO A4	54206	13-41
NO A4	54207	13-41
NO A4	54208	13-41
NO A4	54209	13-41

54206 Lanový napínák vidlice-vidlice — MH11

Materiál Nerezocel A4

Závit	✉	Kód výrobku	Závit	✉	Kód výrobku	Závit	✉	Kód výrobku
M5*	10	54206.050.001	M10*	5	54206.100.001	M16*	1	54206.160.001
M6*	10	54206.060.001	M12*	5	54206.120.001	M20*	1	54206.200.001
M8*	10	54206.080.001	M14*	1	54206.140.001			

54207 Napínák vidl-vidl, hl vidlice ze soustr. mat. — MH11

Materiál Nerezocel A4

Závit	✉	Kód výrobku	Závit	✉	Kód výrobku	Závit	✉	Kód výrobku
M5*	10	54207.050.001	M10*	5	54207.100.001	M14*	1	54207.140.001
M6*	10	54207.060.001	M12*	5	54207.120.001	M16*	1	54207.160.001
M8*	10	54207.080.001						

54208 Napínák vidl-konc, hl vidlice ze soustr. mat. — MH11

Materiál Nerezocel A4

Závit / WR-ø	✉	Kód výrobku	Závit / WR-ø	✉	Kód výrobku	Závit / WR-ø	✉	Kód výrobku
M5/2,5MM*	10	54208.050.025	M8/5MM*	10	54208.080.050	M12/8MM*	5	54208.120.080
M6/3MM*	10	54208.060.030	M10/5MM*	5	54208.100.050	M14/7MM*	1	54208.140.070
M6/4MM*	10	54208.060.040	M10/6MM*	5	54208.100.060	M16/8MM*	1	54208.160.080
M8/4MM*	10	54208.080.040	M12/6MM*	5	54208.120.060	M16/10MM*	1	54208.160.100

54209 Matice napínací, podobné — MH11

Materiál Nerezocel A4

Závit	✉	Kód výrobku	Závit	✉	Kód výrobku	Závit	✉	Kód výrobku
M6*	10	54209.060.001	M10*	5	54209.100.001	M16*	1	54209.160.001
M8*	10	54209.080.001	M12*	5	54209.120.001	M20*	1	54209.200.001

Napínáky

Technické údaje

Č.	B	D	L	L_1	L_2	S	Závit	≈ N zátěž rozlomení v N
54704.060.001	16	10	90	66	160	10	M6	3 200
54704.080.001	20	14	120	94	200	11	M8	5 600
54704.100.001	28	16	150	120	240	12	M10	8 800
54704.120.001	36	18	200	168	300	14	M12	12 000
54704.160.001	40	26	250	210	390	16	M16	24 000
54704.200.001	50	30	300	245	440	18	M20	36 000
54705.060.001	16	10	90	66	160	10	M6	3 200
54705.080.001	20	14	120	94	200	11	M8	5 600
54705.100.001	28	16	150	120	240	12	M10	8 800
54705.120.001	36	18	200	168	300	14	M12	12 000
54705.160.001	40	26	250	210	390	16	M16	24 000
54705.200.001	50	30	300	245	440	18	M20	36 000
54706.060.001	16	10	90	66	160	10	M6	3 200
54706.080.001	20	14	120	94	200	11	M8	5 600
54706.100.001	28	16	150	120	240	12	M10	8 800
54706.120.001	36	18	200	168	300	14	M12	12 000
54706.160.001	40	26	250	210	390	16	M16	24 000
54706.200.001	50	30	300	245	440	18	M20	36 000

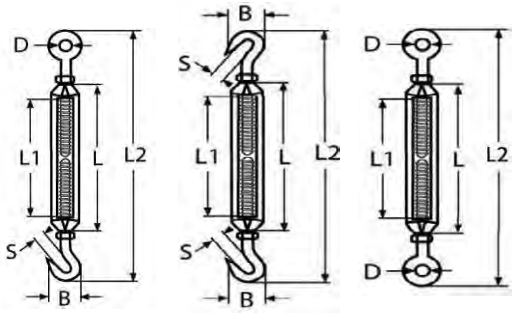

Skupiny produktů

Materiál	Kód	Strana
NO A4	54704	13-42
NO A4	54705	13-43
NO A4	54706	13-43

54704 **Napínák, oko-hák** **MH11**

Materiál Nerezocel A4

Závit	✉	Kód výrobku	Závit	✉	Kód výrobku	Závit	✉	Kód výrobku
M6*	1	54704.060.001	M10*	1	54704.100.001	M16*	1	54704.160.001
M8*	1	54704.080.001	M12*	1	54704.120.001	M20*	1	54704.200.001

54705 **Napínák, hák-hák** **MH11**

Materiál Nerezocel A4

Závit	✉	Kód výrobku	Závit	✉	Kód výrobku	Závit	✉	Kód výrobku
M6*	1	54705.060.001	M10*	1	54705.100.001	M16*	1	54705.160.001
M8*	1	54705.080.001	M12*	1	54705.120.001	M20*	1	54705.200.001

54706 **Napínák, oko-oko** **MH11**

Materiál Nerezocel A4

Závit	✉	Kód výrobku	Závit	✉	Kód výrobku	Závit	✉	Kód výrobku
M6*	1	54706.060.001	M10*	1	54706.100.001	M16*	1	54706.160.001
M8*	1	54706.080.001	M12*	1	54706.120.001	M20*	1	54706.200.001

Lisované cvoky

Technické údaje

Č.	A	D	D_1	H	K	L	L_1	L_2	NV	WR-ø	Závit
54210.050.025	-	-	-	-	-	-	40	86	4	2.5	M5
54210.060.030	-	-	-	-	-	-	48	100	5	3	M6
54210.060.040	-	-	-	-	-	-	48	110	6	4	M6
54210.080.040	-	-	-	-	-	-	57	117	6	4	M8
54210.080.050	-	-	-	-	-	-	57	124	7	5	M8
54210.100.050	-	-	-	-	-	-	63	130	7	5	M10
54210.100.060	-	-	-	-	-	-	63	145	10	6	M10
54210.120.060	-	-	-	-	-	-	80	162	10	6	M12
54210.120.080	-	-	-	-	-	-	80	180	14	8	M12
54210.140.070	-	-	-	-	-	-	90	180	12	7	M14
54210.160.080	-	-	-	-	-	-	100	200	14	8	M16
54210.160.100	-	-	-	-	-	-	100	210	15	10	M16
54210.200.100	-	-	-	-	-	-	119	230	15	10	M20
54210.200.120	-	-	-	-	-	-	120	245	17	12	M20
54210.220.140	-	-	-	-	-	-	140	308	22	14	M22
54210.240.160	-	-	-	-	-	-	170	363	24	16	M24
54211.050.025	-	-	-	-	-	-	40	86	4	2.5	M5
54211.060.030	-	-	-	-	-	-	48	100	5	3	M6
54211.060.040	-	-	-	-	-	-	48	110	6	4	M6
54211.080.040	-	-	-	-	-	-	57	117	6	4	M8
54211.080.050	-	-	-	-	-	-	57	124	7	5	M8
54211.100.050	-	-	-	-	-	-	63	130	7	5	M10
54211.100.060	-	-	-	-	-	-	63	145	10	6	M10
54211.120.060	-	-	-	-	-	-	80	162	10	6	M12
54211.120.080	-	-	-	-	-	-	80	180	14	8	M12
54211.140.070	-	-	-	-	-	-	90	180	12	7	M14
54211.160.080	-	-	-	-	-	-	100	200	14	8	M16
54211.160.100	-	-	-	-	-	-	100	210	15	10	M16
54211.200.100	-	-	-	-	-	-	119	230	15	10	M20
54211.200.120	-	-	-	-	-	-	120	245	17	12	M20
54212.030.001	-	6	-	8	5	97	48	38	-	3	-
54212.040.001	-	8	-	10	6	115	54	45	-	4	-
54212.050.001	-	10	-	10	7	128	61	52	-	5	-

Technické údaje

Č.	A	D	D_1	H	K	L	L_1	L_2	NV	WR-ø	Závit
54212.060.001	-	12	-	10	10	162	79	63	-	6	-
54213.030.001	-	6	-	8	5	97	48	38	-	3	-
54213.040.001	-	8	-	10	6	115	54	45	-	4	-
54213.050.001	-	10	-	10	7	128	61	52	-	5	-
54213.060.001	-	12	-	10	10	162	79	63	-	6	-
54214.050.001	40	4.4	-	-	-	85	-	-	-	-	M5
54214.060.001	45	5.2	-	-	-	100	-	-	-	-	M6
54214.080.001	52	7.0	-	-	-	112	-	-	-	-	M8
54214.100.001	62	8.8	-	-	-	127	-	-	-	-	M10
54214.120.001	75	10.7	-	-	-	140	-	-	-	-	M12
54214.140.001	82	12.5	-	-	-	150	-	-	-	-	M14
54214.160.001	95	14.2	-	-	-	170	-	-	-	-	M16
54214.200.001	105	18.1	-	-	-	185	-	-	-	-	M20
54215.050.001	40	4.4	-	-	-	85	-	-	-	-	M5
54215.060.001	45	5.2	-	-	-	100	-	-	-	-	M6
54215.080.001	52	7.0	-	-	-	112	-	-	-	-	M8
54215.100.001	62	8.8	-	-	-	127	-	-	-	-	M10
54215.120.001	75	10.7	-	-	-	140	-	-	-	-	M12
54215.140.001	82	12.5	-	-	-	150	-	-	-	-	M14
54215.160.001	95	14.2	-	-	-	170	-	-	-	-	M16
54215.200.001	105	18.1	-	-	-	185	-	-	-	-	M20
54216.025.001	-	5.4	5.5	-	-	48.5	-	-	-	2.5	-
54216.030.001	-	6.5	6.35	-	-	55	-	-	-	3	-
54216.040.001	-	8.5	7.5	-	-	65	-	-	-	4	-
54216.050.001	-	10.5	9.0	-	-	80	-	-	-	5	-
54216.060.001	-	12.5	12.5	-	-	94	-	-	-	6	-
54216.070.001	-	12.7	14	-	-	105	-	-	-	7	-
54216.080.001	-	14.5	16.0	-	-	124	-	-	-	8	-
54216.100.001	-	16.4	17.8	-	-	142	-	-	-	10	-
54216.120.001	-	19.3	19.5	-	-	160	-	-	-	12	-

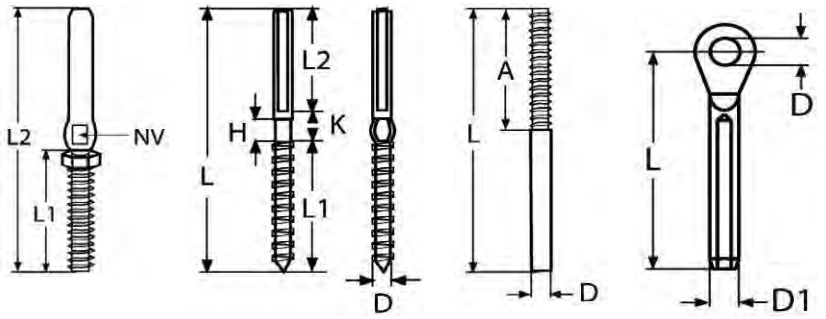

54210-11 54212-3 54214-5 54216

Skupiny produktů

Materiál	Kód	Strana
NO A4	54210	13-44
NO A4	54211	13-45
NO A4	54212	13-45
NO A4	54213	13-45
NO A4	54214	13-45
NO A4	54215	13-45
NO A4	54216	13-46

54210 Závitová koncovka s maticí, pravá **MH11**

Materiál Nerezocel A4

Závit / WR-ø	✉	Kód výrobku	Závit / WR-ø	✉	Kód výrobku	Závit / WR-ø	✉	Kód výrobku
M5/2,5MM*	10	54210.050.025	M8/5MM*	10	54210.080.050	M12/8MM*	5	54210.120.080
M6/3MM*	10	54210.060.030	M10/5MM*	5	54210.100.050	M14/7MM*	1	54210.140.070
M6/4MM*	10	54210.060.040	M10/6MM*	5	54210.100.060	M16/8MM*	1	54210.160.080
M8/4MM*	10	54210.080.040	M12/6MM*	5	54210.120.060	M16/10MM*	1	54210.160.100

54210 Závitová koncovka s maticí, pravá

Závit / WR-ø	✉	Kód výrobku	Závit / WR-ø	✉	Kód výrobku
M20/10MM*	1	54210.200.100	M22/14MM*	1	54210.220.140
M20/12MM*	1	54210.200.120	M24/16MM*	1	54210.240.160

54211 Závitová koncovka s maticí, levá — MH11

Materiál Nerezocel A4

Závit / WR-ø	✉	Kód výrobku	Závit / WR-ø	✉	Kód výrobku	Závit / WR-ø	✉	Kód výrobku
M5/2,5MM*	10	54211.050.025	M10/5MM*	5	54211.100.050	M16/8MM*	1	54211.160.080
M6/3MM*	10	54211.060.030	M10/6MM*	5	54211.100.060	M16/10MM*	1	54211.160.100
M6/4MM*	10	54211.060.040	M12/6MM*	5	54211.120.060	M20/10MM*	1	54211.200.100
M8/4MM*	10	54211.080.040	M12/8MM*	5	54211.120.080	M20/12MM*	1	54211.200.120
M8/5MM*	10	54211.080.050	M14/7MM*	1	54211.140.070			

54212 Koncovka se závitem do dřeva, pravá — MH11

Materiál Nerezocel A4

WR-ø	✉	Kód výrobku	WR-ø	✉	Kód výrobku	WR-ø	✉	Kód výrobku
3MM*	10	54212.030.001	5MM*	5	54212.050.001	6MM*	5	54212.060.001
4MM*	10	54212.040.001						

54213 Koncovka se závitem do dřeva, levá — MH11

Materiál Nerezocel A4

WR-ø	✉	Kód výrobku	WR-ø	✉	Kód výrobku	WR-ø	✉	Kód výrobku
3MM*	10	54213.030.001	5MM*	5	54213.050.001	6MM*	5	54213.060.001
4MM*	10	54213.040.001						

54214 Navařovací závitová tyč,, pravý závit — MH11

Materiál Nerezocel A4

Závit	✉	Kód výrobku	Závit	✉	Kód výrobku	Závit	✉	Kód výrobku
M5*	10	54214.050.001	M10*	5	54214.100.001	M16*	1	54214.160.001
M6*	10	54214.060.001	M12*	5	54214.120.001	M20*	1	54214.200.001
M8*	10	54214.080.001	M14*	1	54214.140.001			

54215 Navařovací závitová tyč, levý závit — MH11

Materiál Nerezocel A4

Závit	✉	Kód výrobku	Závit	✉	Kód výrobku	Závit	✉	Kód výrobku
M5*	10	54215.050.001	M10*	5	54215.100.001	M16*	1	54215.160.001
M6*	10	54215.060.001	M12*	5	54215.120.001	M20*	1	54215.200.001
M8*	10	54215.080.001	M14*	1	54215.140.001			

54216	Koncovka s okem	MH11
Materiál	Nerezocel A4	

WR-ø	✉	Kód výrobku	WR-ø	✉	Kód výrobku	WR-ø	✉	Kód výrobku
2,5MM*	10	54216.025.001	5MM*	5	54216.050.001	8MM*	1	54216.080.001
3MM	10	54216.030.001	6MM*	5	54216.060.001	10MM*	1	54216.100.001
4MM*	10	54216.040.001	7MM*	5	54216.070.001	12MM*	1	54216.120.001

T-koncovky

Technické údaje

Č.	B	D	D_1	L	L_1	WR-ø
54217.030.001	-	-	-	85	-	3
54217.040.001	-	-	-	100	-	4
54217.050.001	-	-	-	115	-	5
54217.060.001	-	-	-	140	-	6
54217.070.001	-	-	-	145	-	7
54217.080.001	-	-	-	185	-	8
54217.100.001	-	-	-	215	-	10
54218.040.001	27	5.0	9.9	88	27	4
54218.050.001	27	5.0	9.9	88	27	5
54218.060.001	39	6.3	15.6	122	35	6
54218.070.001	39	6.4	15.9	122	35	7
54218.080.001	39	6.5	18.8	151	41	8
54218.100.001	39	6.5	18.8	151	41	10

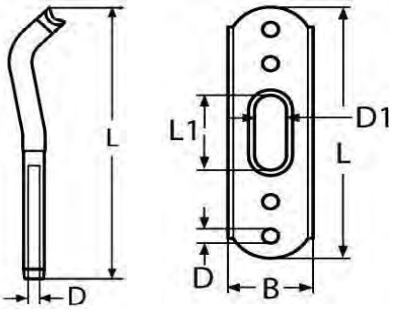

54217 54218

Skupiny produktů

Materiál	Kód	Strana
NO A4	54217	13-47
NO A4	54218	13-47

54217 T-koncovky MH11

Materiál Nerezocel A4

WR-ø	✉	Kód výrobku	WR-ø	✉	Kód výrobku	WR-ø	✉	Kód výrobku
3MM*	1	54217.030.001	6MM*	1	54217.060.001	8MM*	1	54217.080.001
4MM*	1	54217.040.001	7MM*	1	54217.070.001	10MM*	1	54217.100.001
5MM*	1	54217.050.001						

54218 Zadní deska pro T-terminál MH11

Materiál Nerezocel A4

WR-ø	✉	Kód výrobku	WR-ø	✉	Kód výrobku	WR-ø	✉	Kód výrobku
4MM*	1	54218.040.001	6MM*	1	54218.060.001	8MM*	1	54218.080.001
5MM*	1	54218.050.001	7MM*	1	54218.070.001	10MM*	1	54218.100.001

Klouby

Technické údaje

Č.	A	d	D	H	L_1	L_2
54219.030.001	7	-	6	15	-	-
54219.040.001	10	-	8	20	-	-
54219.050.001	12	-	9	25	-	-
54219.060.001	13	-	12	30	-	-
54219.080.001	17	-	16	40	-	-
54219.100.001	20	-	19	45	-	-
54220.025.001	6.5	-	5	-	-	-
54220.030.001	7.5	-	6	-	-	-
54220.040.001	11	-	8	-	-	-
54220.050.001	12	-	9	-	-	-
54220.060.001	14	-	12	-	-	-
54220.070.001	15	-	12	-	-	-
54220.080.001	17	-	16	-	-	-
54220.100.001	20	-	18	-	-	-
54220.120.001	23	-	19	-	-	-
54220.140.001	30	-	22	-	-	-
54220.160.001	30	-	25	-	-	-
54221.030.001	7.5	-	6	-	73	-
54221.040.001	11	-	8	-	86	-
54221.050.001	12	-	9	-	100	-
54221.060.001	14	-	12	-	128	-
54221.070.001	15	-	12	-	135	-
54221.080.001	17	-	16	-	155	-
54223.050.001	6	M5	5	13	62	42
54223.060.001	7	M6	6	15	77	48
54223.080.001	10	M8	8	20	94	56
54223.100.001	12	M10	9	25	115	67
54223.120.001	13	M12	12	30	136	81
54223.140.001	15	M14	14	35	140	89
54223.160.001	17	M16	16	40	163	103
54223.200.001	20	M20	19	45	198	115
54224.050.001	6	M5	5	13	62	42
54224.060.001	7	M6	6	15	77	48

Technické údaje

Č.	A	d	D	H	L_1	L_2
54224.080.001	10	M8	8	20	94	56
54224.100.001	12	M10	9	25	116	67
54224.120.001	13	M12	12	30	136	81
54224.140.001	15	M14	14	35	140	89
54224.160.001	17	M16	16	40	163	103
54224.200.001	20	M20	19	45	198	115

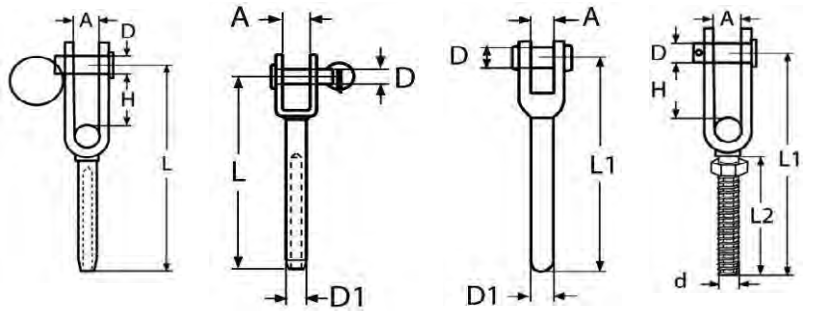

54219 54220 54221 54223-4

Skupiny produktů

Materiál	Kód	Strana
NO A4	54219	13-48
NO A4	54220	13-48
NO A4	54221	13-48
NO A4	54223	13-49
NO A2	54224	13-49

54219 Koncovka s vidlicí — MH11

Materiál Nerezocel A4

WR-ø	✉	Kód výrobku	WR-ø	✉	Kód výrobku	WR-ø	✉	Kód výrobku
3MM*	5	54219.030.001	5MM*	5	54219.050.001	8MM*	1	54219.080.001
4MM*	5	54219.040.001	6MM*	5	54219.060.001	10MM*	1	54219.100.001

54220 Koncovka vidlicová — MH11

Materiál Nerezocel A4

WR-ø	✉	Kód výrobku	WR-ø	✉	Kód výrobku	WR-ø	✉	Kód výrobku
2,5MM*	10	54220.025.001	6MM*	5	54220.060.001	12MM*	1	54220.120.001
3MM*	10	54220.030.001	7MM*	5	54220.070.001	14MM*	1	54220.140.001
4MM*	10	54220.040.001	8MM*	5	54220.080.001	16MM*	1	54220.160.001
5MM*	5	54220.050.001	10MM*	1	54220.100.001			

54221 Vidlicová koncovka, soustružená — MH11

Materiál Nerezocel A4

WR-ø	✉	Kód výrobku	WR-ø	✉	Kód výrobku	WR-ø	✉	Kód výrobku
3MM*	10	54221.030.001	5MM*	5	54221.050.001	7MM*	5	54221.070.001
4MM*	10	54221.040.001	6MM*	5	54221.060.001	8MM*	5	54221.080.001

54223	Koncovka s vidlicí, pravý závit	MH11

Materiál Nerezocel A4

d	✉	Kód výrobku	d	✉	Kód výrobku	d	✉	Kód výrobku
M5*	10	54223.050.001	M10*	5	54223.100.001	M16*	1	54223.160.001
M6*	10	54223.060.001	M12*	5	54223.120.001	M20*	1	54223.200.001
M8*	5	54223.080.001	M14*	1	54223.140.001			

54224	Koncovka s vidlicí, levý závit	MH11

Materiál Nerezocel A2

d	✉	Kód výrobku	d	✉	Kód výrobku	d	✉	Kód výrobku
M5*	10	54224.050.001	M10*	5	54224.100.001	M16*	1	54224.160.001
M6*	10	54224.060.001	M12*	5	54224.120.001	M20*	1	54224.200.001
M8*	5	54224.080.001	M14*	1	54224.140.001			

Klouby pro napínáky

Technické údaje

Č.	A	D_1	D_2	H	L
54222.050.001	6	5.5	5.2	7	22
54222.060.001	7	6.6	6.3	9	27
54222.080.001	10	8.5	8.3	10	31
54222.100.001	12	10.0	9.3	12	36
54222.120.001	13	13.0	12.4	17	50
54222.140.001	14	15.0	15.0	20	60
54222.160.001	15	16.5	17.0	29	80

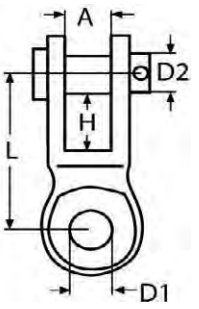

54222

54222	Klouby pro napínáky	MH11
Materiál	Nerezocel A4	

A	✉	Kód výrobku	A	✉	Kód výrobku	A	✉	Kód výrobku
6MM*	5	54222.050.001	12MM*	1	54222.100.001	14MM*	1	54222.140.001
7MM*	5	54222.060.001	13MM*	1	54222.120.001	15MM*	1	54222.160.001
10MM*	5	54222.080.001						

Stavící šroub

Technické údaje

Č.	B	L	Šroubu
54225.104.001	15	104	5
54226.100.001	15	100	5
54226.155.001	15	155	5
54226.200.001	15	200	5

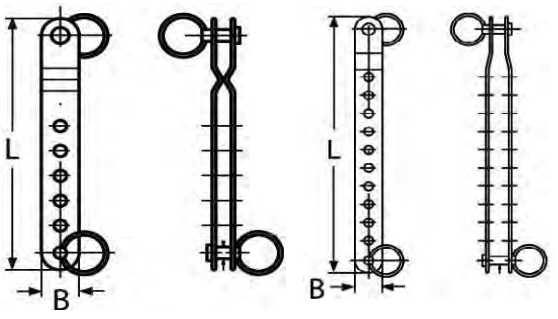

54225 54226

Skupiny produktů

Materiál	Kód	Strana
NO A2	54225	13-50
NO A2	54226	13-51

54225	Stavící šroub	MH11
Materiál	Nerezocel A2	

L	✉	Kód výrobku
104MM*	5	54225.104.001

54226	Stavící šroub	MH11
Materiál	Nerezocel A2	

L	✉	Kód výrobku	L	✉	Kód výrobku	L	✉	Kód výrobku
100MM*	5	54226.100.001	155MM*	5	54226.155.001	200MM*	5	54226.200.001

Pelican hák se závitem

Technické údaje

Č.	d	D	L	≈ N zátěž rozlomení v N
54227.060.001	M6	18.5	75	12 000
54227.080.001	M8	27.0	100	15 000
54227.100.001	M10	35.0	144	35 000
54227.120.001	M12	39.0	150	35 000

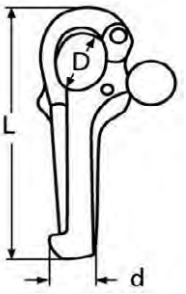

54227

54227	Pelican hák se závitem	MH11
Materiál	Nerezocel A4	

d	✉	Kód výrobku	d	✉	Kód výrobku	d	✉	Kód výrobku
6MM*	1	54227.060.001	10MM*	1	54227.100.001	12MM*	1	54227.120.001
8MM*	1	54227.080.001						

Pelican hák

Technické údaje

Č.	D	L
54228.100.001	18	100
54228.150.001	22	150

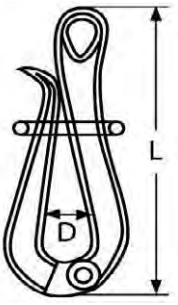

54228

54228 **Pelican hák** **MH11**

Materiál Nerezocel A4

L	✉	Kód výrobku	L	✉	Kód výrobku
100MM*	5	54228.100.001	150MM*	5	54228.150.001

Rychloupínací koncovka

Technické údaje

Č.	B	C	d	D	H	L	WR-ø
54229.040.001	8	6.5	-	-	-	67	4
54229.050.001	10	8	-	-	-	80	5
54229.060.001	12	9	-	-	-	95	6
54229.080.001	14	10	-	-	-	119	8
54230.040.001	-	8	-	8	8	72	4
54230.050.001	-	10	-	10	10	82	5
54230.060.001	-	12	-	12	12	94	6
54230.080.001	-	14	-	14	14	116	8
54231.040.001	-	57	M8	-	-	100	4
54231.050.001	-	63	M10	-	-	117	5
54231.060.001	-	80	M12	-	-	145	6
54231.080.001	-	100	M16	-	-	182	8

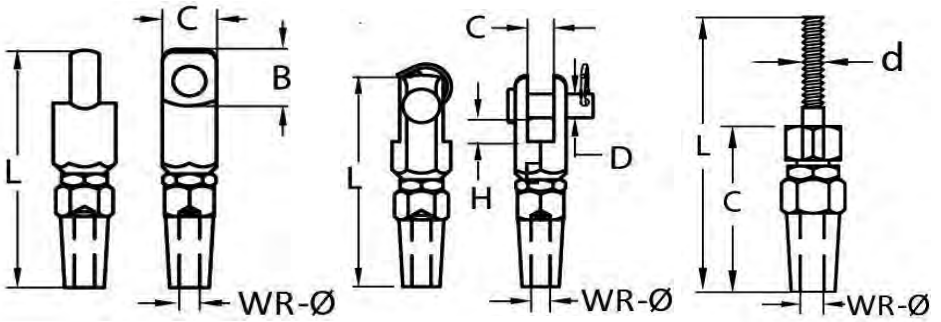

54229 54230 54231

Skupiny produktů

Materiál	Kód	Strana
NO A4	54229	13-53
NO A4	54230	13-53
NO A4	54231	13-54

54229 Rychloupínací oko — MH11

Materiál Nerezocel A4

WR-ø	✉	Kód výrobku	WR-ø	✉	Kód výrobku	WR-ø	✉	Kód výrobku
4MM*	1	54229.040.001	6MM*	1	54229.060.001	8MM*	1	54229.080.001
5MM*	1	54229.050.001						

54230 Rychloupínací vidlice — MH11

Materiál Nerezocel A4

WR-ø	✉	Kód výrobku	WR-ø	✉	Kód výrobku	WR-ø	✉	Kód výrobku
4MM*	1	54230.040.001	6MM*	1	54230.060.001	8MM*	1	54230.080.001
5MM*	1	54230.050.001						

54231	Terminál závitový	MH11

Materiál Nerezocel A4

WR-ø		Kód výrobku	WR-ø		Kód výrobku	WR-ø		Kód výrobku
4MM*	1	54231.040.001	6MM*	1	54231.060.001	8MM*	1	54231.080.001
5MM*	1	54231.050.001						

Ocelová lana



Technické údaje

Č.	Hmotnost kg/m	WR-ø	≈ N Min. zátěž rozlomení v N
54232.020.001	0.015	2	2 330
54232.030.001	0.035	3	4 690
54232.040.001	0.061	4	8 340
54232.050.001	0.096	5	13 000
54232.060.001	0.138	6	18 800
54232.070.001	0.187	7	25 500
54232.080.001	0.243	8	33 300
54232.100.001	0.381	10	52 100
54232.120.001	0.548	12	75 000
54232.140.001	0.764	14	102 000
54233.020.001	0.016	2	2 250
54233.030.001	0.035	3	5 070
54233.040.001	0.063	4	9 010
54233.050.001	0.098	5	14 100
54233.060.001	0.142	6	20 300
54233.070.001	0.193	7	27 600
54233.080.001	0.252	8	36 100
54233.100.001	0.303	10	56 300
54234.040.601	-	4/6	-
54234.040.701	-	4/7	-
54235.010.015	0.012	1/1.5	630
54235.012.020	0.014	1.25/2	880
54235.020.030	0.023	2/3	2 250
54235.030.040	0.044	3/4	5 070
54235.040.050	0.072	4/5	9 010
54235.050.070	0.117	5/7	14 100
54236.010.001	0.005	1	830
54236.020.001	0.02	2	3 300
54236.030.001	0.045	3	7 420
54236.040.001	0.08	4	13 200
54236.050.001	0.124	5	20 600
54236.060.001	0.178	6	29 700
54236.070.001	0.243	7	40 400
54236.080.001	0.317	8	52 800
54236.100.001	0.495	10	82 500
54236.120.001	0.713	12	119 000
54236.140.001	0.971	14	162 000
54236.160.001	1.27	16	211 000

Skupiny produktů

Materiál	Barva	Kód	Strana
NO A4		54232	13-55
NO A4		54233	13-55
NO A4	Bílá	54234	13-55

Skupiny produktů

Materiál	Barva	Kód	Strana
NO A4	Transparentní	54235	13-55
NO A4		54236	13-55

54232 Nerezové lano 7x19 flexibilní — MH11

Materiál Nerezocel A4



WR-ø	✉	Kód výrobku	WR-ø	✉	Kód výrobku	WR-ø	✉	Kód výrobku
2MM-250MTR*	1	54232.020.001	6MM-250MTR*	1	54232.060.001	10MM-250MTR*	1	54232.100.001
3MM-250MTR	1	54232.030.001	7MM-250MTR*	1	54232.070.001	12MM-250MTR*	1	54232.120.001
4MM-250MTR*	1	54232.040.001	8MM-250MTR*	1	54232.080.001	14MM-250MTR*	1	54232.140.001
5MM-250MTR*	1	54232.050.001						

54233 Nerezové lano 7x7 středně měkké — MH11

Materiál Nerezocel A4



WR-ø	✉	Kód výrobku	WR-ø	✉	Kód výrobku	WR-ø	✉	Kód výrobku
2MM-250MTR*	1	54233.020.001	5MM-250MTR*	1	54233.050.001	8MM-250MTR*	1	54233.080.001
3MM-250MTR*	1	54233.030.001	6MM-250MTR*	1	54233.060.001	10MM-250MTR*	1	54233.100.001
4MM-250MTR*	1	54233.040.001	7MM-250MTR*	1	54233.070.001			

54234 Nerezové lano 7x7 v PVC (bílé) — MH11

Materiál Nerezocel A4
Barva Bílá

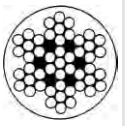

WR-ø	✉	Kód výrobku	WR-ø	✉	Kód výrobku
4/6-250MTR*	1	54234.040.601	4/7-250MTR*	1	54234.040.701

54235 Nerezové lano 7x7 v PVC (čiré) — MH11

Materiál Nerezocel A4
Barva Transparentní

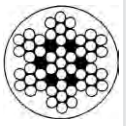

WR-ø	✉	Kód výrobku	WR-ø	✉	Kód výrobku	WR-ø	✉	Kód výrobku
1/1,5 250MTR*	1	54235.010.015	2/3 250MTR*	1	54235.020.030	4/5 -250MTR*	1	54235.040.050
1,25/2 250MTR*	1	54235.012.020	3/4 250MTR*	1	54235.030.040	5/7 250MTR*	1	54235.050.070

54236 Nerezové lano 1x19 — MH11

Materiál Nerezocel A4



WR-ø	✉	Kód výrobku	WR-ø	✉	Kód výrobku	WR-ø	✉	Kód výrobku
1MM-250MTR*	1	54236.010.001	5MM-250MTR*	1	54236.050.001	10MM-250MTR*	1	54236.100.001
2MM-250MTR*	1	54236.020.001	6MM-250MTR*	1	54236.060.001	12MM-250MTR*	1	54236.120.001
3MM-250MTR*	1	54236.030.001	7MM-250MTR*	1	54236.070.001	14MM-250MTR*	1	54236.140.001
4MM-250MTR*	1	54236.040.001	8MM-250MTR*	1	54236.080.001	16MM-250MTR*	1	54236.160.001

Kleště pro ocelová lana

Technické údaje

Č.	L	ø kabelu max.
54258.050.001	195	5
54258.120.001	470	12
54258.160.001	800	16
54258.120.100	-	12
54258.160.100	-	16

54258 **Kleště pro ocelová lana** **MH11**

Rozměr	✉	Kód výrobku	Rozměr	✉	Kód výrobku	Rozměr	✉	Kód výrobku
5MM*	1	54258.050.001	Spare blade 12MM*	1	54258.120.100	Spare blade 16MM*	1	54258.160.100
12MM*	1	54258.120.001	16MM*	1	54258.160.001			

Úvazky

Technické údaje

Č.	B	C	D	E	K	L	L_1	S	WR-ø
54237.060.001	23	-	-	-	-	37	11	-	6
54237.080.001	31	-	-	-	-	50	15	-	8
54237.100.001	39	-	-	-	-	53	21	-	10
54237.120.001	42	-	-	-	-	60	25	-	12
54237.140.001	51	-	-	-	-	74	30	-	14
54238.040.001	11	18	-	-	-	-	-	1.0	4
54238.050.001	14	20	-	-	-	-	-	1.2	5
54238.060.001	15	23	-	-	-	-	-	1.2	6
54238.080.001	18	29	-	-	-	-	-	1.5	8
54238.100.001	24	37	-	-	-	-	-	1.5	10
54239.020.001	5	15	21	15	6.4	-	-	-	2
54239.030.003	6	20	26	18	8.4	-	-	-	3
54239.040.001	7	25	32	21	11	-	-	-	4
54239.050.001	9	31	42	28	12	-	-	-	5
54239.060.001	10	32	43	28	12	-	-	-	6
54239.080.001	11	41	58	43	13	-	-	-	8
54239.100.001	13	50	72	51	14	-	-	-	10
54239.120.001	16	60	86	62	16	-	-	-	12
54239.160.001	20	75	110	82	21	-	-	-	16
54239.190.001	24	90	124	94	31	-	-	-	19
54239.220.001	28	100	130	100	38	-	-	-	22
54239.250.001	32	116	148	115	48	-	-	-	25
54240.040.001	13	19	-	-	-	-	-	2	4
54240.060.001	16	22	-	-	-	-	-	2	6
54240.080.001	23	38	-	-	-	-	-	2	8

Technické údaje

Č.	B	C	D	E	K	L	L_1	S	WR-ø
54240.100.001	24	40	-	-	-	-	-	3	10
54240.120.001	24	41	-	-	-	-	-	3	12
54240.140.001	26	44	-	-	-	-	-	3	14
54240.160.001	34	54	-	-	-	-	-	5	16
54240.180.001	34	56	-	-	-	-	-	6	18
54240.200.001	35	57	-	-	-	-	-	6	20

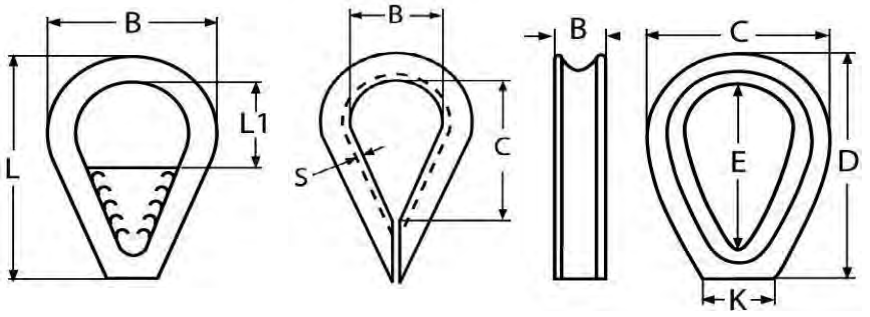

54237 54238-40 54239

Skupiny produktů

Materiál	Kód	Strana
NO A4	54237	13-57
NO A4	54238	13-57
NO A4	54239	13-57
Plast	54240	13-58

54237 Očnice s uzdičkou — MH11

Materiál Nerezocel A4

WR-ø	✉	Kód výrobku	WR-ø	✉	Kód výrobku	WR-ø	✉	Kód výrobku
6MM*	10	54237.060.001	10MM*	10	54237.100.001	14MM*	5	54237.140.001
8MM*	10	54237.080.001	12MM*	5	54237.120.001			

54238 Úvazky — MH11

Materiál Nerezocel A4

WR-ø	✉	Kód výrobku	WR-ø	✉	Kód výrobku	WR-ø	✉	Kód výrobku
4MM	50	54238.040.001	6MM	20	54238.060.001	10MM*	20	54238.100.001
5MM	50	54238.050.001	8MM*	20	54238.080.001			

54239 Očnice, težká a uzavřená — MH11

Materiál Nerezocel A4

WR-ø	✉	Kód výrobku	WR-ø	✉	Kód výrobku	WR-ø	✉	Kód výrobku
2MM*	10	54239.020.001	6MM*	10	54239.060.001	16MM*	1	54239.160.001
3MM	10	54239.030.003	8MM*	5	54239.080.001	19MM*	1	54239.190.001
4MM*	10	54239.040.001	10MM*	5	54239.100.001	22MM*	1	54239.220.001
5MM*	10	54239.050.001	12MM*	5	54239.120.001	25MM*	1	54239.250.001

54240	Nylonová očnice	MH11
Materiál	Plast	

WR-ø	✉	Kód výrobku	WR-ø	✉	Kód výrobku	WR-ø	✉	Kód výrobku
4MM*	20	54240.040.001	10MM*	10	54240.100.001	16MM*	5	54240.160.001
6MM*	20	54240.060.001	12MM*	10	54240.120.001	18MM*	5	54240.180.001
8MM*	20	54240.080.001	14MM*	10	54240.140.001	20MM*	5	54240.200.001

Klipy pro lana

Technické údaje

Č.	A	B	C	d	Drážka	H	L	WR-ø
54241.030.001	-	-	-	M3	-	-	-	3
54241.050.001	-	-	-	M5	-	-	-	5
54241.060.001	-	-	-	M6	-	-	-	6
54241.080.001	-	-	-	M6	-	-	-	8
54241.100.001	-	-	-	M8	-	-	-	10
54241.120.001	-	-	-	M10	-	-	-	13
54241.160.001	-	-	-	M10	-	-	-	16
54242.020.001	-	-	-	-	T20	11	28	2
54242.030.001	-	-	-	-	T25	12	28	3
54242.040.001	-	-	-	-	T30	14	34	4
54242.050.001	-	-	-	-	T30	15	34	5
54242.060.001	-	-	-	-	T30	15	35	6
54243.020.001	11.5	33	-	M4	-	-	-	2
54243.030.001	14.5	38	-	M4	-	-	-	3
54243.040.001	16.5	43	-	M5	-	-	-	4
54243.050.001	20.0	51	-	M5	-	-	-	5
54243.060.001	24.5	63	-	M6	-	-	-	6
54243.080.001	31.5	78	-	M8	-	-	-	8
54243.100.001	38.0	96	-	M10	-	-	-	10
54244.020.001	4	11.5	15	M4	-	-	-	2
54244.030.001	6	14.5	18	M4	-	-	-	3
54244.040.001	8	16.5	20	M5	-	-	-	4
54244.050.001	10	20.0	24	M5	-	-	-	5
54244.060.001	12	24.5	29	M6	-	-	-	6
54244.080.001	16	31.5	35	M8	-	-	-	8
54244.100.001	20	38.0	48	M10	-	-	-	10

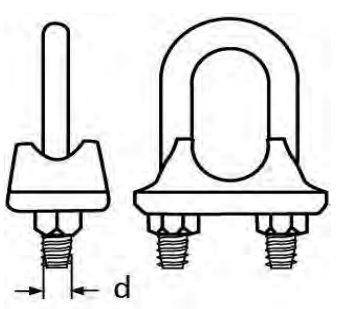

54241

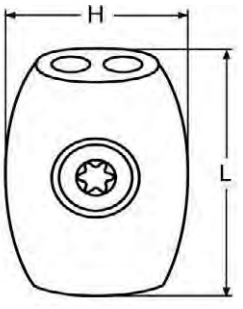

54242

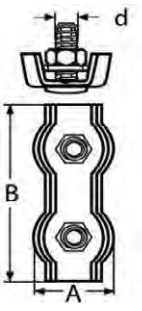

54243

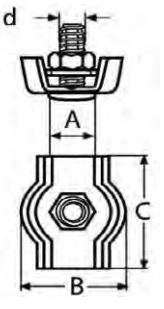

54244

13

Skupiny produktů

Materiál	Kód	Strana
NO A4	54241	13-59

Skupiny produktů

Materiál	Kód	Strana
NO A4	54242	13-59
NO A4	54243	13-59
NO A4	54244	13-59

54241 Klipy pro lana — MH11

Materiál Nerezocel A4

WR-ø	✉	Kód výrobku	WR-ø	✉	Kód výrobku	WR-ø	✉	Kód výrobku
3MM	20	54241.030.001	8MM*	10	54241.080.001	12MM*	10	54241.120.001
5MM	20	54241.050.001	10MM*	10	54241.100.001	16MM*	5	54241.160.001
6MM	20	54241.060.001						

54242 Oválná svorka pro lano — MH11

Materiál Nerezocel A4

WR-ø	✉	Kód výrobku	WR-ø	✉	Kód výrobku	WR-ø	✉	Kód výrobku
2MM*	10	54242.020.001	4MM*	10	54242.040.001	6MM*	5	54242.060.001
3MM	10	54242.030.001	5MM*	5	54242.050.001			

54243 Dvojitý klip na ocelová lana — MH11

Materiál Nerezocel A4

WR-ø	✉	Kód výrobku	WR-ø	✉	Kód výrobku	WR-ø	✉	Kód výrobku
2MM*	20	54243.020.001	5MM*	10	54243.050.001	8MM*	5	54243.080.001
3MM*	20	54243.030.001	6MM*	10	54243.060.001	10MM*	5	54243.100.001
4MM*	20	54243.040.001						

54244 Svorka lanová Simplex — MH11

Materiál Nerezocel A4

WR-ø	✉	Kód výrobku	WR-ø	✉	Kód výrobku	WR-ø	✉	Kód výrobku
2MM*	20	54244.020.001	5MM*	10	54244.050.001	8MM*	10	54244.080.001
3MM*	20	54244.030.001	6MM*	10	54244.060.001	10MM*	10	54244.100.001
4MM*	20	54244.040.001						

Kování

Technické údaje

Č.	A	B	L	S	Upínací rozměr	WR-ø
54245.010.001	1.7	3.4	6	0.75	1.5	1
54245.015.001	2.4	4.8	7	0.85	2.0	1.5
54245.020.001	2.7	5.4	9	1.0	2.5	2
54245.030.001	3.8	7.6	13	1.5	3.5	3
54245.040.001	4.9	9.8	16	1.9	4.5	4
54245.050.001	6.6	13.2	21	2.5	6.0	5
54245.060.001	7.2	14.4	23	2.7	6.5	6
54245.070.001	8.8	17.6	28	3.3	8.0	7
54245.080.001	9.9	19.8	32	3.7	9.0	8
54245.100.001	12.1	24.2	39	4.5	11.0	10
54245.120.001	14.2	28.4	46	5.4	13.0	12
54245.160.001	19.6	39.2	63	7.6	18.0	16
54246.010.001	1.2	2.4	5	0.65	1.0	1
54246.020.001	2.5	4.5	9	1.0	2.0	2
54246.030.001	3.5	7.5	11	1.0	3.0	3
54246.040.001	4.5	9.2	14	1.5	4.0	4
54246.050.001	5.6	11.5	18	2.0	5.0	5
54246.060.001	6.8	13.5	21	2.5	6.0	6
54246.070.001	8.0	16.5	25	2.5	7.0	7
54246.080.001	9.0	18	28	3.0	8.0	8
54246.100.001	11.5	22.5	35	3.2	10.0	10
54246.120.001	14.2	28.5	42	4.0	12.0	12
54247.010.001	1.7	3.4	6	0.75	1.5	1
54247.015.001	2.4	4.8	7	0.85	2.0	1.5
54247.020.001	2.7	5.4	9	1.0	2.5	2
54247.030.001	3.8	7.6	13	1.5	3.5	3
54247.040.001	4.9	9.8	16	1.9	4.5	4
54247.050.001	6.6	13.2	21	2.5	6.0	5
54247.060.001	7.2	14.4	23	2.7	6.5	6
54247.070.001	8.8	17.6	28	3.3	8.0	7
54247.080.001	9.9	19.8	32	3.7	9.0	8
54247.100.001	12.1	24.2	39	4.5	11.0	10
54247.120.001	14.2	28.4	46	5.4	13.0	12

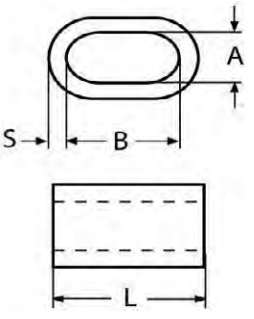

54245-6-7

Skupiny produktů

Materiál	Kód	Strana
Cu	54245	13-61
NO A4	54246	13-61
Al	54247	13-61

54245 Svorka přítlačná měď — MH11

Materiál Měď

WR-ø	✉	Kód výrobku	WR-ø	✉	Kód výrobku	WR-ø	✉	Kód výrobku
1MM*	100	54245.010.001	4MM*	100	54245.040.001	8MM*	5	54245.080.001
1,5MM*	100	54245.015.001	5MM*	50	54245.050.001	10MM*	1	54245.100.001
2MM*	100	54245.020.001	6MM*	50	54245.060.001	12MM*	1	54245.120.001
3MM*	100	54245.030.001	7MM*	5	54245.070.001	16MM*	10	54245.160.001

54246 Svorka přítlačná, nerezová — MH11

Materiál Nerezocel A4

WR-ø	✉	Kód výrobku	WR-ø	✉	Kód výrobku	WR-ø	✉	Kód výrobku
1MM*	10	54246.010.001	5MM*	10	54246.050.001	8MM*	5	54246.080.001
2MM*	10	54246.020.001	6MM*	10	54246.060.001	10MM*	1	54246.100.001
3MM*	10	54246.030.001	7MM*	5	54246.070.001	12MM*	1	54246.120.001
4MM*	10	54246.040.001						

54247 Svorka přítlačná hliníková — MH11

Materiál Hliník

WR-ø	✉	Kód výrobku	WR-ø	✉	Kód výrobku	WR-ø	✉	Kód výrobku
1MM	100	54247.010.001	4MM*	100	54247.040.001	8MM*	10	54247.080.001
1,5MM	100	54247.015.001	5MM*	50	54247.050.001	10MM*	10	54247.100.001
2MM	100	54247.020.001	6MM*	50	54247.060.001	12MM*	5	54247.120.001
3MM*	100	54247.030.001	7MM*	10	54247.070.001			

Ruční pákové kleště a břity

Technické údaje

Č.	Upínací rozměr
54259.010.045	1.0-4.5
54259.010.001	1.0
54259.015.001	1.5
54259.020.001	2.0
54259.025.001	2.5
54259.030.001	3.0
54259.035.001	3.5
54259.040.001	4.0
54259.045.001	4.5

54259 **Ruční pákové kleště a břity** **MH11**

Rozměr	✉	Kód výrobku	Rozměr	✉	Kód výrobku	Rozměr	✉	Kód výrobku
1,0 dies*	1	54259.010.001	2,0 dies*	1	54259.020.001	3,5 dies*	1	54259.035.001
1,0-4,5 pliers without dies*	1	54259.010.045	2,5 dies*	1	54259.025.001	4,0 dies*	1	54259.040.001
1,5 dies*	1	54259.015.001	3,0 dies*	1	54259.030.001	4,5 dies*	1	54259.045.001

Ocelové čepy

Technické údaje

Č.	A	B	C	D	E	F	L	L_1	N	ø
54248.040.014	-	-	-	4	-	-	14	-	11	-
54248.040.020	-	-	-	4	-	-	20	-	16	-
54248.050.015	-	-	-	5	-	-	15	-	11	-
54248.050.018	-	-	-	5	-	-	18	-	14	-
54248.050.021	-	-	-	5	-	-	21	-	17	-
54248.060.015	-	-	-	6	-	-	15	-	11	-
54248.060.020	-	-	-	6	-	-	20	-	16	-
54248.060.024	-	-	-	6	-	-	24	-	20	-
54248.060.025	-	-	-	6	-	-	25	-	21	-
54248.060.029	-	-	-	6	-	-	29	-	25	-
54248.060.034	-	-	-	6	-	-	34	-	30	-
54248.060.036	-	-	-	6	-	-	36	-	32	-
54248.060.044	-	-	-	6	-	-	44	-	40	-
54248.060.045	-	-	-	6	-	-	45	-	41	-
54248.060.054	-	-	-	6	-	-	54	-	50	-
54248.060.064	-	-	-	6	-	-	64	-	60	-
54248.080.021	-	-	-	8	-	-	21	-	17	-
54248.080.024	-	-	-	8	-	-	24	-	20	-
54248.080.027	-	-	-	8	-	-	27	-	23	-
54248.080.032	-	-	-	8	-	-	32	-	28	-
54248.080.034	-	-	-	8	-	-	34	-	30	-
54248.080.044	-	-	-	8	-	-	44	-	40	-
54248.080.054	-	-	-	8	-	-	54	-	50	-
54248.080.064	-	-	-	8	-	-	64	-	60	-
54248.080.074	-	-	-	8	-	-	74	-	70	-
54248.080.084	-	-	-	8	-	-	84	-	80	-
54248.095.026	-	-	-	9.5	-	-	26	-	22	-
54248.095.030	-	-	-	9.5	-	-	30	-	26	-
54248.100.034	-	-	-	10	-	-	34	-	30	-
54248.100.044	-	-	-	10	-	-	44	-	40	-
54248.100.054	-	-	-	10	-	-	54	-	50	-
54248.100.064	-	-	-	10	-	-	64	-	60	-
54248.100.074	-	-	-	10	-	-	74	-	70	-
54248.100.084	-	-	-	10	-	-	84	-	80	-
54248.100.094	-	-	-	10	-	-	94	-	90	-
54248.100.104	-	-	-	10	-	-	104	-	100	-
54248.110.029	-	-	-	11	-	-	29	-	25	-
54248.120.030	-	-	-	12	-	-	30	-	26	-
54248.120.045	-	-	-	12	-	-	45	-	40	-
54248.120.055	-	-	-	12	-	-	55	-	50	-
54248.120.065	-	-	-	12	-	-	65	-	60	-
54248.120.075	-	-	-	12	-	-	75	-	70	-
54248.120.085	-	-	-	12	-	-	85	-	80	-
54248.120.095	-	-	-	12	-	-	95	-	90	-
54248.120.105	-	-	-	12	-	-	105	-	100	-
54248.120.115	-	-	-	12	-	-	115	-	110	-
54248.120.125	-	-	-	12	-	-	125	-	120	-
54248.140.041	-	-	-	14	-	-	41	-	36	-
54249.044.001	49.6	7.5	4.4	-	2.4	39.0	-	-	-	-
54249.060.001	56.2	8.0	6.0	-	3.2	44.8	-	-	-	-
54249.074.001	56.5	8.4	7.4	-	3.1	44.9	-	-	-	-
54249.106.001	56.5	10.7	10.6	-	3.2	43.4	-	-	-	-
54250.060.020	-	-	-	6	-	-	20	12	-	-
54250.060.025	-	-	-	6	-	-	26	18	-	-
54250.060.031	-	-	-	6	-	-	31	23	-	-
54250.060.056	-	-	-	6	-	-	56	48	-	-
54250.060.065	-	-	-	6	-	-	65	57	-	-

Technické údaje

Č.	A	B	C	D	E	F	L	L_1	N	ø
54250.080.028	-	-	-	8	-	-	28	20	-	-
54250.080.034	-	-	-	8	-	-	34	25	-	-
54250.080.038	-	-	-	8	-	-	38	30	-	-
54250.080.043	-	-	-	8	-	-	43	35	-	-
54250.100.035	-	-	-	10	-	-	35	25	-	-
54250.100.045	-	-	-	10	-	-	45	35	-	-
54250.100.055	-	-	-	10	-	-	55	45	-	-
54251.050.028	-	-	-	-	-	-	28	-	13	5
54251.060.035	-	-	-	-	-	-	35	-	22	6
54251.080.033	-	-	-	-	-	-	33	-	22	8
54251.080.046	-	-	-	-	-	-	46	-	36	8

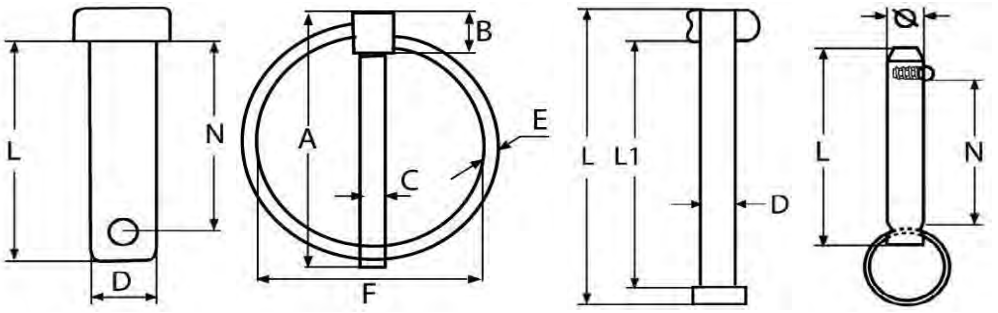

54248 54249 54250 54251

Skupiny produktů

Materiál	Kód	Strana
NO A4	54248	13-64
NO A4	54249	13-65
NO A2	54250	13-65
NO A2	54251	13-65

54248 Ocelové čepy **MH11**

Materiál Nerezocel A4

D x L	✉	Kód výrobku	D x L	✉	Kód výrobku	D x L	✉	Kód výrobku
4X14*	20	54248.040.014	8X21*	20	54248.080.021	10X84*	1	54248.100.084
4X20*	20	54248.040.020	8X24*	20	54248.080.024	10X94*	1	54248.100.094
			8X27*	20	54248.080.027	10X104*	1	54248.100.104
5X15*	20	54248.050.015	8X32*	20	54248.080.032			
5X18*	20	54248.050.018	8X34*	2	54248.080.034	11X29*	10	54248.110.029
5X21*	20	54248.050.021	8X44*	2	54248.080.044			
			8X54*	2	54248.080.054	12X30*	10	54248.120.030
6X15*	20	54248.060.015	8X64*	2	54248.080.064	12X45*	1	54248.120.045
6X20*	20	54248.060.020	8X74*	2	54248.080.074	12X55*	1	54248.120.055
6X24*	5	54248.060.024	8X84*	2	54248.080.084	12X65*	1	54248.120.065
6X25*	20	54248.060.025				12X75*	1	54248.120.075
6X29*	20	54248.060.029	9,5X26*	10	54248.095.026	12X85*	1	54248.120.085
6X34*	5	54248.060.034	9,5X30*	1	54248.095.030	12X95*	1	54248.120.095
6X36*	20	54248.060.036				12X105*	1	54248.120.105
6X44*	5	54248.060.044	10X34*	1	54248.100.034	12X115*	1	54248.120.115
6X45*	20	54248.060.045	10X44*	1	54248.100.044	12X125*	1	54248.120.125
6X54*	5	54248.060.054	10X54*	1	54248.100.054			
6X64*	5	54248.060.064	10X64*	1	54248.100.064	14X41*	10	54248.140.041
			10X74*	1	54248.100.074			

54249 Sklopná závlačka s kroužkem — MH11

Materiál Nerezocel A4

C	✉	Kód výrobku	C	✉	Kód výrobku	C	✉	Kód výrobku
4,4MM	10	54249.044.001	7,4MM*	5	54249.074.001	10,6MM*	5	54249.106.001
6,0MM*	10	54249.060.001						

54250 Sklopný čep — MH11

Materiál Nerezocel A2

D x L	✉	Kód výrobku	D x L	✉	Kód výrobku	D x L	✉	Kód výrobku
6X20*	5	54250.060.020						
6X26*	5	54250.060.025	8X28*	2	54250.080.028	10X35*	1	54250.100.035
6X31*	5	54250.060.031	8X34*	2	54250.080.034	10X45*	1	54250.100.045
6X56*	5	54250.060.056	8X38*	2	54250.080.038	10X55*	1	54250.100.055
6X65*	5	54250.060.065	8X43*	2	54250.080.043			

54251 Čep spojovací s pojistným kroužkem — MH11

Materiál Nerezocel A2

ø x L	✉	Kód výrobku	ø x L	✉	Kód výrobku	ø x L	✉	Kód výrobku
5X28*	10	54251.050.028	8X33*	10	54251.080.033	8X46*	10	54251.080.046
6X35*	10	54251.060.035						

Bezpečnostní dráty

Technické údaje

Č.	B	D	D_1	L
54252.145.001	-	8	5.4	145
54253.060.025	13	6	-	25

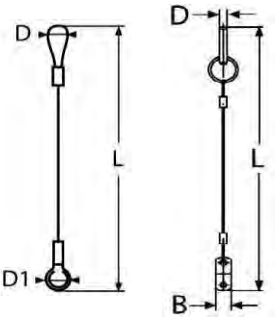

54252 54253

Skupiny produktů

Materiál	Kód	Strana
NO A2	54252	13-66
NO A2	54253	13-66

54252 Lano pojistné **MH11**

Materiál Nerezocel A2

L	✉	Kód výrobku
145MM*	10	54252.145.001

54253 Šroub s bezpečnostním drátem **MH11**

Materiál Nerezocel A2

D x L	✉	Kód výrobku
6X25MM*	10	54253.060.025

Pružinové závlačky

Technické údaje

Č.	L	Vrták ø	ø
54254.020.001	48	2.5	2.0
54254.025.001	48	3.0	2.5
54254.030.001	70	3.5	3.0
54254.040.001	76	4.5	4.0
54254.050.001	100	6.0	5.0
54254.060.001	125	7.0	6.0
54255.025.001	54	1.5	2.25
54255.032.001	61	3.2	2.8
54255.040.001	78	4.0	3.6
54255.050.001	97	5.0	4.5
54255.063.001	115	6.3	5.6
54255.070.001	146	7.0	6.3
54255.080.001	172	8.0	7.0

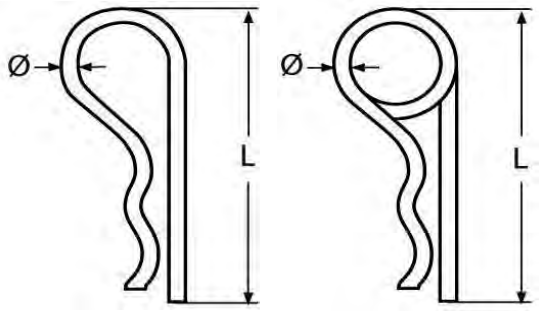

54254 54255

Skupiny produktů

Materiál	Kód	Strana
NO A4	54254	13-67
NO A4	54255	13-67

54254 Pružinové závlačky **MH11**

Materiál Nerezocel A4

ø	✉	Kód výrobku	ø	✉	Kód výrobku	ø	✉	Kód výrobku
2MM	50	54254.020.001	3MM	50	54254.030.001	5MM*	20	54254.050.001
2,5MM*	50	54254.025.001	4MM	20	54254.040.001	6MM	10	54254.060.001

54255 Pružinové závlačky **MH11**

Materiál Nerezocel A4

ø	✉	Kód výrobku	ø	✉	Kód výrobku	ø	✉	Kód výrobku
2,5MM*	10	54255.025.001	5,0MM*	5	54255.050.001	7,0MM*	1	54255.070.001
3,2MM*	10	54255.032.001	6,3MM*	5	54255.063.001	8,0MM*	1	54255.080.001
4,0MM*	10	54255.040.001						

Kruhové čepy

Technické údaje

Č.	D	ø
54256.010.010	10	1.0
54256.012.015	15	1.2
54256.015.020	20	1.5
54256.018.025	25	1.8
54257.100.001	10	1.5
54257.160.001	16	1.5

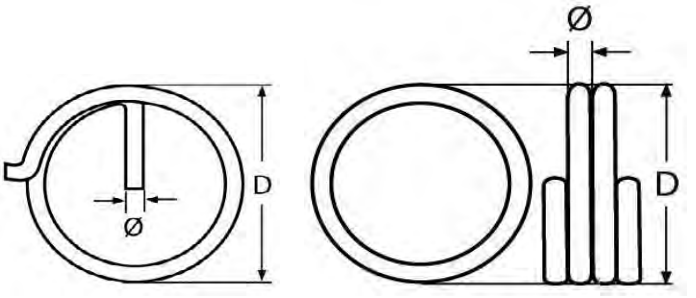

54256 54257

Skupiny produktů

Materiál	Kód	Strana
NO A4	54256	13-68
NO A2	54257	13-68

54256 Kruhové čepy **MH11**

Materiál Nerezocel A4

ø x D	✉	Kód výrobku	ø x D	✉	Kód výrobku	ø x D	✉	Kód výrobku
1,0X10*	50	54256.010.010	1,5X20*	20	54256.015.020	1,8X25*	20	54256.018.025
1,2X15*	50	54256.012.015						

54257 Kruhová závlačka **MH11**

Materiál Nerezocel A2

D	✉	Kód výrobku	D	✉	Kód výrobku
10MM*	50	54257.100.001	16MM*	50	54257.160.001

Ess, architektura & design

Technické údaje

Č.	A	L_1	L_2	Typ	WR-ø
54300.000.005	38	143	200	square	4
54300.000.010	38	143	200	round	4

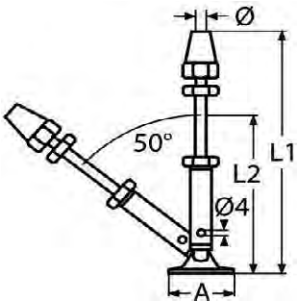

54300

54300 **Ess, architektura & design** **MH11**

Materiál Nerezocel A4

Typ	✉	Kód výrobku	Typ	✉	Kód výrobku
SQUARE*	1	54300.000.005	ROUND*	1	54300.000.010

Ess koncovky

Technické údaje

Č.	A	A_1	A_2	B	d	D	D_1	D_2	H	WR-ø	ø
54301.050.030	50	18	27	-	M5	6.3	-	-	-	-	3
54301.060.040	60	25	30	-	M6	7.5	-	-	-	-	4
54301.080.050	70	31	31	-	M8	9.0	-	-	-	-	5
54301.100.060	85	37	40	-	M10	12.5	-	-	-	-	6
54302.050.030	50	18	27	-	M5	6.3	-	-	-	-	3
54302.060.040	60	25	30	-	M6	7.5	-	-	-	-	4
54302.080.050	70	31	31	-	M8	9.0	-	-	-	-	5
54302.100.060	85	37	40	-	M10	12.5	-	-	-	-	6
54303.050.030	55	20	28	-	M5	6.3	-	-	-	-	3
54303.060.040	65	22	36	-	M6	7.5	-	-	-	-	4
54303.060.050	70	22	41	-	M8	9.0	-	-	-	-	5
54303.080.060	85	25	53	-	M10	12.5	-	-	-	-	6
54304.050.030	55	20	28	-	M5	6.3	-	-	-	-	3
54304.060.040	65	22	36	-	M6	7.5	-	-	-	-	4
54304.060.050	70	22	41	-	M6	9.0	-	-	-	-	5
54304.080.060	85	25	53	-	M8	12.5	-	-	-	-	6
54305.050.001	40	20	-	8	M5	5	-	-	10	-	-
54305.060.001	47	25	-	8	M6	6	-	-	10	-	-
54305.080.001	52	25	-	10	M8	8	-	-	12	-	-
54305.100.001	72	45	-	12	M10	10	-	-	14	-	-
54306.050.001	40	20	-	8	M5	5	-	-	10	-	-
54306.060.001	47	25	-	8	M6	6	-	-	10	-	-
54306.080.001	52	25	-	10	M8	8	-	-	12	-	-
54306.100.001	72	45	-	12	M10	10	-	-	14	-	-
54307.050.001	45	23	-	-	M5	5.5	-	-	3	-	-
54307.060.001	47	28	-	-	M6	6.5	-	-	4	-	-
54307.080.001	55	40	-	-	M8	8.5	-	-	5	-	-
54307.100.001	65	47	-	-	M10	10.5	-	-	6	-	-
54308.050.001	45	23	-	-	M5	5.5	-	-	3	-	-
54308.060.001	47	28	-	-	M6	6.5	-	-	4	-	-
54308.080.001	55	40	-	-	M8	8.5	-	-	5	-	-
54308.100.001	65	47	-	-	M10	10.5	-	-	6	-	-
54309.050.001	55	27	-	8	M5	7.5	5	-	10	-	-
54309.060.001	60	30	-	9	M6	8	6	-	10	-	-
54309.080.001	65	31	-	10	M8	12	8	-	12	-	-
54309.100.001	75	40	-	12	M10	14	10	-	12	-	-
54310.050.001	55	27	-	8	M5	7.5	5	-	10	-	-
54310.060.001	60	30	-	9	M6	8	6	-	10	-	-
54310.080.001	65	31	-	10	M8	12	8	-	12	-	-
54310.100.001	75	40	-	12	M10	14	10	-	12	-	-
54311.050.001	55	-	-	-	M5	-	-	-	-	-	-
54311.060.001	65	-	-	-	M6	-	-	-	-	-	-
54311.080.001	70	-	-	-	M8	-	-	-	-	-	-
54311.100.001	85	-	-	-	M10	-	-	-	-	-	-
54312.000.005	80	45	30	-	M6 L	12	-	-	-	3+4	-
54312.100.005	80	45	30	-	M6 R	12	-	-	-	3+4	-
54313.050.001	65	30	30	-	M5	-	-	-	-	-	-
54313.060.001	65	30	30	-	M6	-	-	-	-	-	-
54313.080.001	65	30	30	-	M8	-	-	-	-	-	-
54313.100.001	85	40	40	-	M10	-	-	-	-	-	-
54313.120.001	105	50	50	-	M12	-	-	-	-	-	-
54314.030.001	40	18	-	-	-	6.3	-	6.5	5	-	3
54314.040.001	52	24	-	-	-	7.5	-	8.5	6	-	4
54314.050.001	62	30	-	-	-	9.0	-	9.5	7	-	5
54314.060.001	75	36	-	-	-	12.5	-	13	8	-	6
54315.030.001	55	-	-	8	-	6.3	5	-	10	-	3
54315.040.001	65	-	-	8	-	7.5	6	-	10	-	4

Technické údaje

Č.	A	A_1	A_2	B	d	D	D_1	D_2	H	WR-ø	ø
54315.050.001	70	-	-	10	-	8.9	6	-	12	-	5
54315.060.001	85	-	-	12	-	12.4	10	-	14	-	6

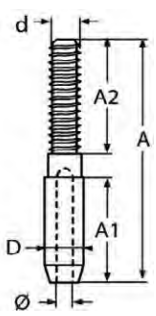

54301-2

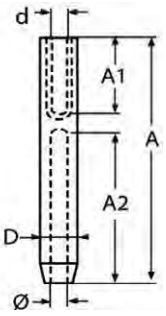

54303-4

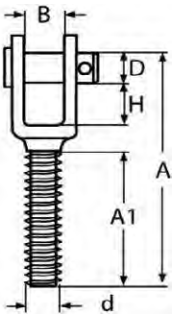

54305-6

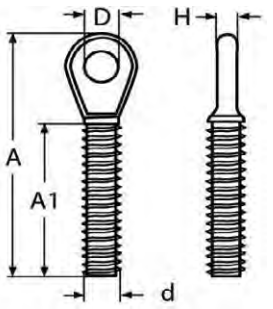

54307-8

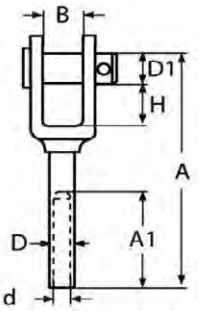

54309-10

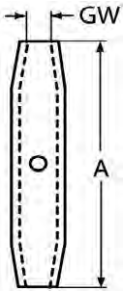

54311

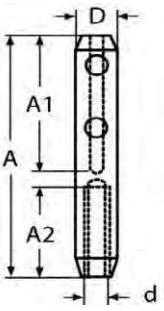

54312

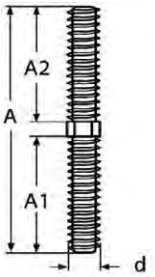

54313

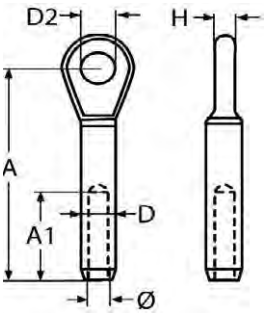

54314

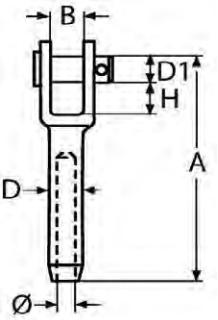

54315

Skupiny produktů

Materiál	Kód	Strana
NO A4	54301	13-71
NO A4	54302	13-72
NO A4	54303	13-72
NO A4	54304	13-72
NO A4	54305	13-72
NO A4	54306	13-72
NO A4	54307	13-72
NO A4	54308	13-73
NO A4	54309	13-73
NO A4	54310	13-73
NO A4	54311	13-73
NO A4	54312	13-73
NO A4	54313	13-73
NO A4	54314	13-74
NO A4	54315	13-74

54301 **ESS závitová koncovka, pravá** **MH11**

Materiál Nerezocel A4

RoHS

d / WR-ø	✉	Kód výrobku	d / WR-ø	✉	Kód výrobku	d / WR-ø	✉	Kód výrobku
M5/3MM*	10	54301.050.030	M8/5MM*	5	54301.080.050	M10/6MM*	5	54301.100.060
M6/4MM*	10	54301.060.040						

54302 ESS závitová koncovka, levá — MH11

Materiál Nerezocel A4

d / WR-ø	✉	Kód výrobku	d / WR-ø	✉	Kód výrobku	d / WR-ø	✉	Kód výrobku
M5/3MM*	10	54302.050.030	M8/5MM*	5	54302.080.050	M10/6MM*	5	54302.100.060
M6/4MM*	10	54302.060.040						

54303 ESS závitová koncovka s vnitřním závitem, pravá — MH11

Materiál Nerezocel A4

d / WR-ø	✉	Kód výrobku	d / WR-ø	✉	Kód výrobku	d / WR-ø	✉	Kód výrobku
M5/3MM RI*	10	54303.050.030	M6/5MM RI*	5	54303.060.050	M8/6MM RI*	5	54303.080.060
M6/4MM RI*	10	54303.060.040						

54304 ESS závitová koncovka s vnitřním závitem, levá — MH11

Materiál Nerezocel A4

d / WR-ø	✉	Kód výrobku	d / WR-ø	✉	Kód výrobku	d / WR-ø	✉	Kód výrobku
M5/3MM LE*	10	54304.050.030	M6/5MM LE*	5	54304.060.050	M8/6MM LE*	5	54304.080.060
M6/4MM LE*	10	54304.060.040						

54305 ESS vidlice se závitem, pravá — MH11

Materiál Nerezocel A4

d	✉	Kód výrobku	d	✉	Kód výrobku	d	✉	Kód výrobku
M5*	10	54305.050.001	M8*	5	54305.080.001	M10*	5	54305.100.001
M6*	10	54305.060.001						

54306 ESS vidlice se závitem, levá — MH11

Materiál Nerezocel A4

d	✉	Kód výrobku	d	✉	Kód výrobku	d	✉	Kód výrobku
M5*	10	54306.050.001	M8*	5	54306.080.001	M10*	5	54306.100.001
M6*	1	54306.060.001						

54307 ESS oko se závitem, pravé — MH11

Materiál Nerezocel A4

d	✉	Kód výrobku	d	✉	Kód výrobku	d	✉	Kód výrobku
M5*	10	54307.050.001	M8*	5	54307.080.001	M10*	5	54307.100.001
M6*	10	54307.060.001						

54308 ESS oko se závitem, levé — MH11

Materiál Nerezocel A4

d	✉	Kód výrobku	d	✉	Kód výrobku	d	✉	Kód výrobku
M5*	10	54308.050.001	M8*	5	54308.080.001	M10*	5	54308.100.001
M6*	10	54308.060.001						

54309 ESS vidlice s vnitřním závitem, pravá — MH11

Materiál Nerezocel A4

d	✉	Kód výrobku	d	✉	Kód výrobku	d	✉	Kód výrobku
M5*	10	54309.050.001	M8*	5	54309.080.001	M10*	5	54309.100.001
M6*	10	54309.060.001						

54310 ESS vidlice s vnitřním závitem, levá — MH11

Materiál Nerezocel A4

d	✉	Kód výrobku	d	✉	Kód výrobku	d	✉	Kód výrobku
M5*	10	54310.050.001	M8*	5	54310.080.001	M10*	5	54310.100.001
M6*	10	54310.060.001						

54311 ESS lanový napínák, tělo — MH11

Materiál Nerezocel A4

d	✉	Kód výrobku	d	✉	Kód výrobku	d	✉	Kód výrobku
M5*	10	54311.050.001	M8*	5	54311.080.001	M10*	5	54311.100.001
M6*	10	54311.060.001						

54312 ESS šroub konc k vlastní montáži, levá DS 3+4 mm — MH11

Materiál Nerezocel A4

d / WR-ø	✉	Kód výrobku	d / WR-ø	✉	Kód výrobku
M6/3+4MM LE*	5	54312.000.005	M6/3+4MM RI*	5	54312.100.005

54313 ESS závitový kus, pravý a levý — MH11

Materiál Nerezocel A4

d	✉	Kód výrobku	d	✉	Kód výrobku	d	✉	Kód výrobku
M5*	10	54313.050.001	M8*	5	54313.080.001	M12*	5	54313.120.001
M6*	10	54313.060.001	M10*	5	54313.100.001			

54314	ESS koncovka s okem	MH11
Materiál	Nerezocel A4	

WR-ø	✉	Kód výrobku	WR-ø	✉	Kód výrobku	WR-ø	✉	Kód výrobku
3MM*	10	54314.030.001	5MM*	5	54314.050.001	6MM*	5	54314.060.001
4MM*	10	54314.040.001						

54315	ESS vidlicová koncovka	MH11
Materiál	Nerezocel A4	

WR-ø	✉	Kód výrobku	WR-ø	✉	Kód výrobku	WR-ø	✉	Kód výrobku
3MM*	10	54315.030.001	5MM*	5	54315.050.001	6MM*	5	54315.060.001
4MM*	10	54315.040.001						

Ess koncovky s hlavou

Technické údaje

Č.	A	A_1	A_2	d	D	D_1	D_2	ø
54316.030.001	34	27	2	-	8	6.3	-	3
54316.040.001	43	35	2	-	9.5	7.5	-	4
54316.050.001	50	40	3	-	13	9	-	5
54316.060.001	64	50	3	-	16.5	12.5	-	6
54317.030.001	25	18	2	-	9	5.5	3.3	3
54317.040.001	30	24	2	-	11	6.5	4.3	4
54317.050.001	35	28	2.5	-	13	7.5	5.3	5
54317.060.001	40	32	3	-	16	9	6.3	6
54318.050.001	25	18	4	M5	12	7.5	-	-
54318.060.001	30	24	4	M6	12	8	-	-
54318.080.001	35	28	5	M8	16	12	-	-
54318.100.001	40	32	6	M10	20	14	-	-

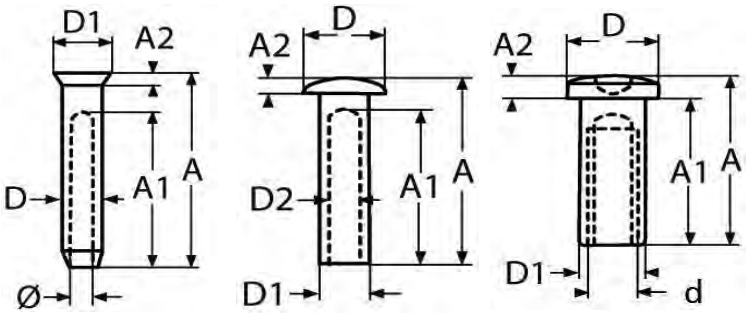

54316 54317 54318

Skupiny produktů

Materiál	Kód	Strana
NO A4	54316	13-75
NO A4	54317	13-75
NO A4	54318	13-75

54316	ESS koncovka se zápustnou hlavou	MH11
Materiál	Nerezocel A4	

WR-ø	✉	Kód výrobku	WR-ø	✉	Kód výrobku	WR-ø	✉	Kód výrobku
3MM*	10	54316.030.001	5MM*	5	54316.050.001	6MM*	5	54316.060.001
4MM*	10	54316.040.001						

54317	ESS koncovka s čočkovitou hlavou	MH11
Materiál	Nerezocel A4	

WR-ø	✉	Kód výrobku	WR-ø	✉	Kód výrobku	WR-ø	✉	Kód výrobku
3MM*	10	54317.030.001	5MM*	5	54317.050.001	6MM*	5	54317.060.001
4MM*	10	54317.040.001						

54318	ESS pouzdro s čočk hl, vnitřním záv a imb, pravé	MH11
Materiál	Nerezocel A4	

d	✉	Kód výrobku	d	✉	Kód výrobku	d	✉	Kód výrobku
M5*	10	54318.050.001	M8*	5	54318.080.001	M10*	5	54318.100.001
M6*	10	54318.060.001						

Ess spojovací šroub

Technické údaje

Č.	d	L	L_1	L_2
54319.050.001	M5	80	43	32
54319.060.001	M6	90	50	35
54319.080.001	M8	130	65	55
54319.100.001	M10	150	75	55
54320.050.001	M5	80	43	32
54320.060.001	M6	90	50	35
54320.080.001	M8	130	65	55
54320.100.001	M10	150	75	55

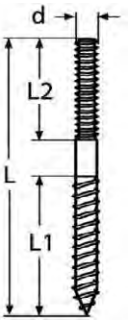

54319-20

Skupiny produktů

Materiál	Kód	Strana
NO A4	54319	13-76
NO A4	54320	13-76

54319 ESS Spojovací šroub s pravým závitem — MH11

Materiál Nerezocel A4

d	✉	Kód výrobku	d	✉	Kód výrobku	d	✉	Kód výrobku
M5*	5	54319.050.001	M8*	5	54319.080.001	M10*	5	54319.100.001
M6*	5	54319.060.001						

54320 ESS Spojovací šroub s levým závitem — MH11

Materiál Nerezocel A4

d	✉	Kód výrobku	d	✉	Kód výrobku	d	✉	Kód výrobku
M5*	5	54320.050.001	M8*	5	54320.080.001	M10*	5	54320.100.001
M6*	5	54320.060.001						

Ess matice pro napínák

Technické údaje

Č.	A	d	S	Typ
54321.050.001	7.9	M5	3.8	R5
54321.050.002	7.9	M5	3.8	L5
54321.060.001	9.8	M6	4.8	R6
54321.060.002	9.8	M6	4.8	L6
54321.080.001	10.0	M8	5.0	R8
54321.080.002	10.0	M8	5.0	L8
54321.100.001	12.7	M10	6.2	R10
54321.100.002	12.7	M10	6.2	L10
54321.120.001	17.0	M12	8.0	R12
54321.120.002	17.0	M12	8.0	L12
54321.140.001	22.0	M14	11.0	R14
54321.140.002	22.0	M14	11.0	L14
54321.160.001	24.0	M16	13.0	R16
54321.160.002	24.0	M16	13.0	L16
54321.200.001	26.5	M20	14.5	R20
54321.200.002	26.5	M20	14.5	L20

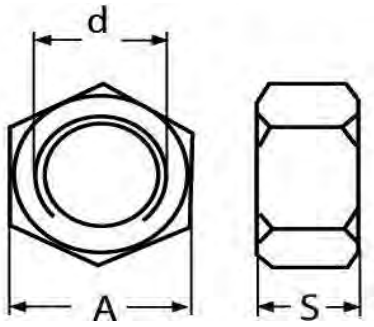

54321

54321	Ess matice pro napínák	MH11
Materiál	Nerezocel A4	

Typ	✉	Kód výrobku	Typ	✉	Kód výrobku	Typ	✉	Kód výrobku
M5 LE*	10	54321.050.001	M10 LE*	10	54321.100.001	M16 LE*	5	54321.160.001
M5 RI*	10	54321.050.002	M10 RI*	10	54321.100.002	M16 RI*	5	54321.160.002
M6 LE*	10	54321.060.001	M12 LE*	10	54321.120.001	M20 LE*	5	54321.200.001
M6 RI*	10	54321.060.002	M12 RI*	10	54321.120.002	M20 RI*	5	54321.200.002
M8 LE*	10	54321.080.001	M14 LE*	5	54321.140.001			
M8 RI*	10	54321.080.002	M14 RI*	5	54321.140.002			

Ess svorky pro křížení lan

Technické údaje

Č.	A	A_1	A_2	d	D	WR-ø
54322.030.001	19	11	14	M12	20	3
54322.040.001	21	13	16	M12	20	4
54322.050.001	23	13	18	M12	20	5
54322.060.001	25	15	20	M12	20	6

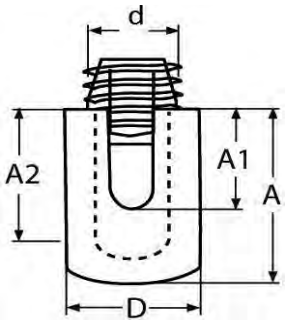

54322

54322	Ess svorky pro křížení lan	MH11

Materiál Nerezocel A4

WR-ø	✉	Kód výrobku	WR-ø	✉	Kód výrobku	WR-ø	✉	Kód výrobku
3MM*	10	54322.030.001	5MM*	5	54322.050.001	6MM*	5	54322.060.001
4MM*	10	54322.040.001						

Ess masivní koule s vnitřním závitem

Technické údaje

Č.	A	d	D
54323.015.001	6	M6	15
54323.020.001	17	M6	20
54323.025.001	17	M6	25
54323.030.001	18	M6	30
54323.040.001	24	M8	40
54323.050.001	24	M8	50
54324.015.001	6	M6	15
54324.020.001	17	M6	20
54324.025.001	17	M6	25
54324.030.001	18	M6	30
54324.040.001	24	M8	40
54324.050.001	24	M8	50

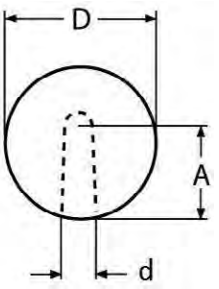

54323-24

Skupiny produktů

Materiál	Kód	Strana
NO A2	54323	13-78
NO A2	54324	13-79

54323	ESS masivní koule s vnitřním závitem, holá	MH11

Materiál Nerezocel A2



D	✉	Kód výrobku	D	✉	Kód výrobku	D	✉	Kód výrobku
15MM Blank*	10	54323.015.001	25MM Blank*	10	54323.025.001	40MM Blank*	5	54323.040.001
20MM Blank*	10	54323.020.001	30MM Blank*	10	54323.030.001	50MM Blank*	5	54323.050.001

54324	ESS masivní koule s vnitřním závitem, leštěná	MH11
Materiál	Nerezocel A2	

D	✉	Kód výrobku	D	✉	Kód výrobku	D	✉	Kód výrobku
15MM POLISHED*	10	54324.015.001	25MM POLISHED*	10	54324.025.001	40MM POLISHED*	5	54324.040.001
20MM POLISHED*	10	54324.020.001	30MM POLISHED*	10	54324.030.001	50MM POLISHED*	5	54324.050.001

Ess kombinovaný nástěnný držák

Technické údaje

Č.	Typ
54325.000.005	A
54325.100.005	B

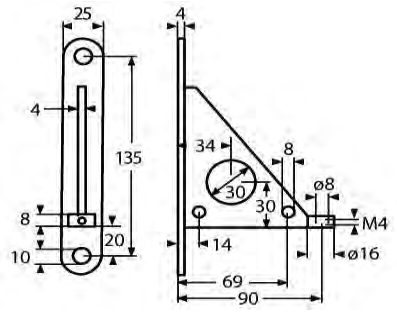

54325 A

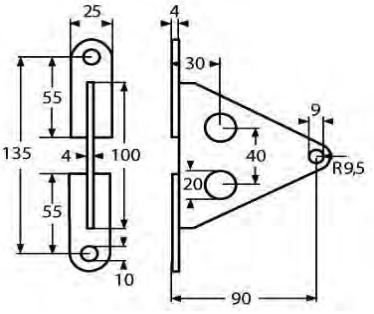

54325 B

54325	Ess kombinovaný nástěnný držák	MH11
Materiál	Nerezocel A4	

Typ	✉	Kód výrobku
TYPE A 135X90	1	54325.000.005
TYPE B 135X90	1	54325.100.005

Ess zemní kotvení pro nástěnné konzole

Technické údaje

Č.	D	D_1	S
54326.058.001	58	14	6

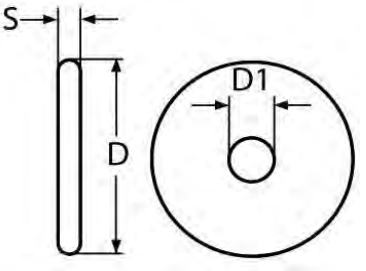

54326

54326	Ess zemní kotvení pro nástěnné konzole	MH11
Materiál	Nerezocel A2	

D	✉	Kód výrobku
58MM*	10	54326.058.001

Pant

Technické údaje

Č.	B	D	L	L_1	S	S_1	Typ
54500.076.001	38	-	76	-	4	-	-
54500.100.001	38	-	100	-	4	-	-
54502.100.025	25	-	100	-	4	-	-
54503.160.027	27	-	160	-	4	-	-
54514.180.040	40	5	180	-	2	9	A
54514.180.041	40	5	180	-	2	9	B
54515.160.028	28	4.5	160	80	3	8	-
54517.105.028	28	4.5	105	53	3	8	-
54531.145.038	38	5.5	145	72.5	2	9	-
54532.100.028	28	5.5	100	50	2	9	-
54533.075.038	38	5.5	75	37.5	2	9	-
54533.097.038	38	5.5	97	48.5	2	9	-
54539.102.027	27	3.8	102	51	2	-	-

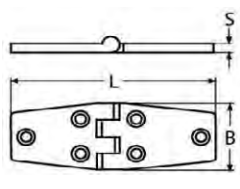

54500

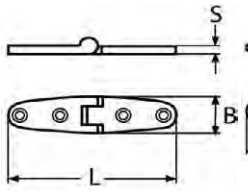

54502

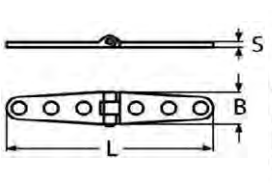

54503

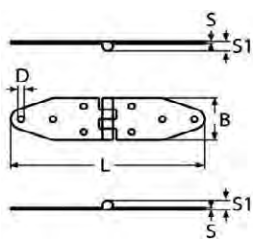

54514

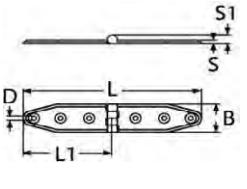

54515

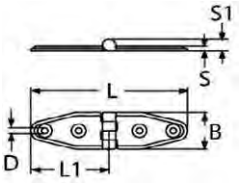

54517

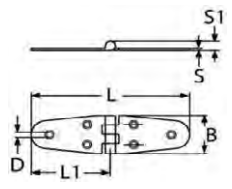

54531

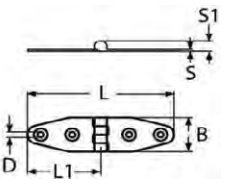

54532

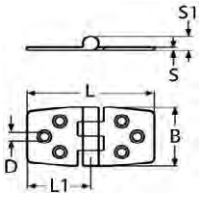

54533

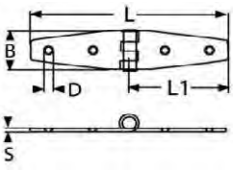

54539

Skupiny produktů

Materiál	Kód	Strana
NO A4	54500	13-82
NO A4	54502	13-82
NO A4	54503	13-82
NO A2	54514	13-82
NO A2	54515	13-82
NO A2	54517	13-82
NO A2	54531	13-83
NO A2	54532	13-83
NO A2	54533	13-83
NO A2	54539	13-83

54500 **Pant** **MH11**

Materiál Nerezocel A4

L	✉	Kód výrobku	L	✉	Kód výrobku
76MM	5	54500.076.001	100MM*	5	54500.100.001

54502 **Pant** **MH11**

Materiál Nerezocel A4

L x B	✉	Kód výrobku
100X25*	5	54502.100.025

54503 **Pant** **MH11**

Materiál Nerezocel A4

L x B	✉	Kód výrobku
160X27*	5	54503.160.027

54514 **Pant, typ A** **MH11**

Materiál Nerezocel A2

L x B	✉	Kód výrobku	L x B	✉	Kód výrobku
TYPE A 180X40*	5	54514.180.040	TYPE B 180X40*	5	54514.180.041

54515 **Pant** **MH11**

Materiál Nerezocel A2

L x B	✉	Kód výrobku
160X28*	5	54515.160.028

54517 **Pant** **MH11**

Materiál Nerezocel A2

L x B	✉	Kód výrobku
105X28*	5	54517.105.028

54531	Pant	MH11
Materiál	Nerezocel A2	

L x B	✉	Kód výrobku
145X38*	5	54531.145.038

54532	Pant	MH11
Materiál	Nerezocel A2	

L x B	✉	Kód výrobku
100X28*	5	54532.100.028

54533	Pant	MH11
Materiál	Nerezocel A2	

L x B	✉	Kód výrobku	L x B	✉	Kód výrobku
75X38*	5	54533.075.038	97X38*	5	54533.097.038

54539	Pant	MH11
Materiál	Nerezocel A2	

L x B	✉	Kód výrobku
102X27*	5	54539.102.027

Pant

Technické údaje

Č.	B	D	L	L_1	S	S_1	Typ
54501.056.038	38	-	56	-	4	-	-
54501.076.038	38	-	76	-	4	-	-
54513.129.040	40	5	129	38	2	9	A
54513.129.041	40	5	129	38	2	9	B
54516.133.028	28	4.5	133	80	3	8	-
54527.058.038	38	5.5	58	40	2	9	-
54527.068.038	38	5.5	68	49	2	9	-
54528.087.038	38	5.5	87	38	2	9	-
54528.097.038	38	5.5	97	40	2	9	-
54530.110.038	38	5.5	110	38	2	9	-
54537.100.054	54	-	100	60	4	-	-
54537.100.075	75	-	152	100	4	-	-
54537.197.098	98	-	197	140	4	-	-
54540.135.027	27	3.8	135	50	2	-	-
54544.180.038	38	-	180	60	2	-	-
54545.070.038	38	-	70	35	2	-	-

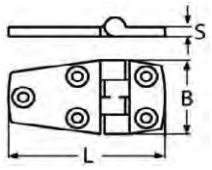

54501

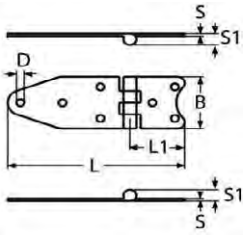

54513

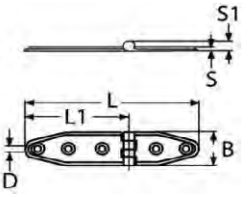

54516

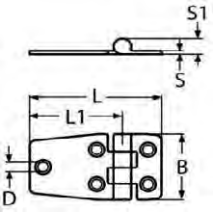

54527

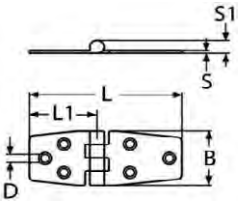

54528

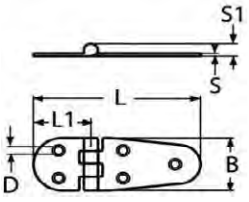

54530

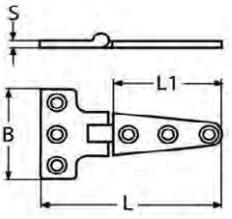

54537

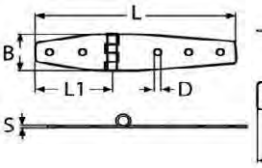

54540

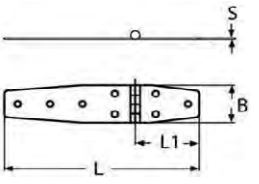

54544

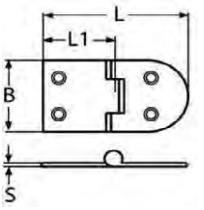

54545

Skupiny produktů

Materiál	Kód	Strana
NO A4	54501	13-85
NO A2	54513	13-85
NO A2	54516	13-85
NO A2	54527	13-85
NO A2	54528	13-85
NO A2	54530	13-85
NO A4	54537	13-86
NO A2	54540	13-86
NO A2	54544	13-86

Skupiny produktů

Materiál	Kód	Strana
NO A2	54545	13-86

54501 Pant — MH11

Materiál Nerezocel A4

L x B	✉	Kód výrobku	L x B	✉	Kód výrobku
56X38*	5	54501.056.038	76X38	1	54501.076.038

54513 Pant, typ A — MH11

Materiál Nerezocel A2

L x B	✉	Kód výrobku	L x B	✉	Kód výrobku
TYPE A 129X40*	5	54513.129.040	TYPE B 129X40*	5	54513.129.041

54516 Pant — MH11

Materiál Nerezocel A2

L x B	✉	Kód výrobku
133X28*	5	54516.133.028

54527 Pant — MH11

Materiál Nerezocel A2

L x B	✉	Kód výrobku	L x B	✉	Kód výrobku
58X38*	5	54527.058.038	68X38	5	54527.068.038

54528 Pant — MH11

Materiál Nerezocel A2

L x B	✉	Kód výrobku	L x B	✉	Kód výrobku
87X38*	5	54528.087.038	97X38*	5	54528.097.038

54530 Pant — MH11

Materiál Nerezocel A2

L x B	✉	Kód výrobku
110X38*	5	54530.110.038

54537 **Pant** **MH11**

Materiál Nerezocel A4

L x B	✉	Kód výrobku	L x B	✉	Kód výrobku	L x B	✉	Kód výrobku
100X54*	1	54537.100.054	152X75*	1	54537.100.075	197X98*	1	54537.197.098

54540 **Pant** **MH11**

Materiál Nerezocel A2

L x B	✉	Kód výrobku
135X27*	5	54540.135.027

54544 **Pant** **MH11**

Materiál Nerezocel A2

L x B	✉	Kód výrobku
180X38*	5	54544.180.038

54545 **Pant** **MH11**

Materiál Nerezocel A2

L x B	✉	Kód výrobku
70X38*	5	54545.070.038

Pant

Technické údaje

Č.	B	H	L	L_1	S
54504.056.038	38	9.5	56	-	4
54504.070.038	38	9.5	76	-	4
54523.152.001	76	-	152	22	3
54526.100.001	87	-	100	33	3
54547.653.821	38	21	65	45	2
54547.653.835	38	35	76	45	2
54548.035.038	38	20	35	15	2

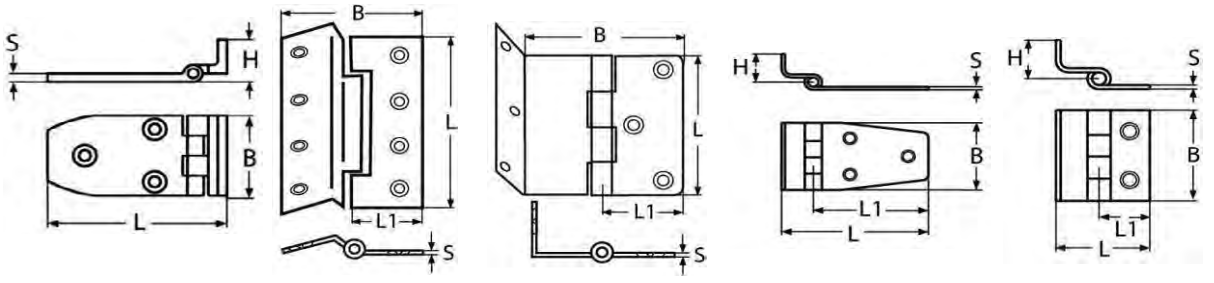

54504 54523 54526 54547 54548

Skupiny produktů

Materiál	Kód	Strana
NO A4	54504	13-87
NO A2	54523	13-87
NO A4	54526	13-88
NO A2	54547	13-88
NO A2	54548	13-88

54504 Pant **MH11**

Materiál Nerezocel A4

L x B	✉	Kód výrobku	L x B	✉	Kód výrobku
56X38*	5	54504.056.038	70X38*	5	54504.070.038

54523 Pant **MH11**

Materiál Nerezocel A2

L	✉	Kód výrobku
152MM*	1	54523.152.001

54526	Pant	MH11
Materiál	Nerezocel A4	

L	✉	Kód výrobku
100MM*	1	54526.100.001

54547	Pant	MH11
Materiál	Nerezocel A2	

L x B x H	✉	Kód výrobku	L x B x H	✉	Kód výrobku
65X38X21*	5	54547.653.821	65X38X35*	5	54547.653.835

54548	Pant	MH11
Materiál	Nerezocel A2	

L x B	✉	Kód výrobku
35X38*	5	54548.035.038

Pant

Technické údaje

Č.	B	D	L	L_1	S	S_1
54505.038.038	38	-	38	-	4	-
54505.050.050	50	-	50	-	4	-
54506.090.038	38	-	90	-	3	-
54508.075.075	75	10	75	-	2	-
54509.100.075	75	11	100	-	2.5	-
54518.038.038	38	5.5	38	19	2	9
54518.068.038	38	5.5	68	34	2	9
54520.049.001	37	-	49	24.5	2	-
54521.050.001	50	-	50	25	2	-
54524.075.001	70	-	75	35	3	-
54525.100.001	71	-	152	35.5	3.5	-
54529.075.038	38	5.5	75	37.5	2	9
54534.050.035	35	3.3	50	-	1.7	8
54534.062.040	40	3.3	62	-	1.7	8
54534.075.048	48	5.5	75	-	1.7	8
54534.100.054	54	6.6	100	-	1.7	8

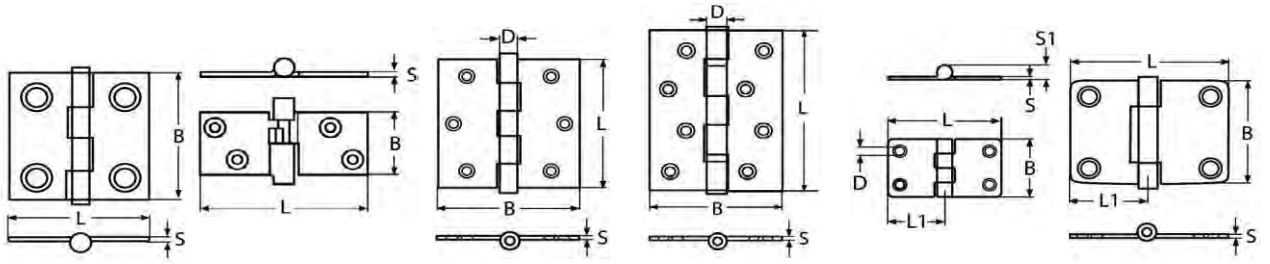

54505 54506 54508 54509 54518 54520

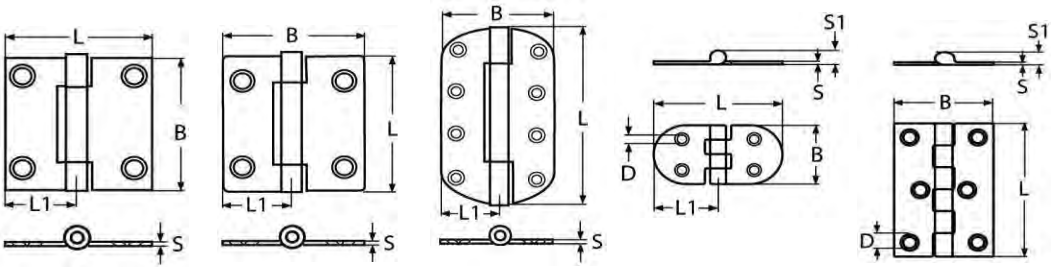

54521 54524 54525 54529 54534

Skupiny produktů

Materiál	Kód	Strana
NO A4	54505	13-89
NO A4	54506	13-89
NO A2	54508	13-90
NO A2	54509	13-90
NO A2	54518	13-90
NO A2	54520	13-90
NO A2	54521	13-90
NO A4	54524	13-90
NO A4	54525	13-91
NO A2	54529	13-91
NO A2	54534	13-91

54505 Pant **MH11**

Materiál Nerezocel A4

L x B	✉	Kód výrobku	L x B	✉	Kód výrobku
38X38	5	54505.038.038	50X50	5	54505.050.050

54506 Pant pro kryt motoru **MH11**

Materiál Nerezocel A4

L x B	✉	Kód výrobku
90X38*	5	54506.090.038

54508	Pant, težké provedení	MH11
Materiál	Nerezocel A2	

L x B	✉	Kód výrobku
75X75	5	54508.075.075

54509	Pant průmyslový, dlouhý	MH11
Materiál	Nerezocel A2	

L x B	✉	Kód výrobku
100X75*	5	54509.100.075

54518	Pant	MH11
Materiál	Nerezocel A2	

L x B	✉	Kód výrobku	L x B	✉	Kód výrobku
38X38*	5	54518.038.038	68X38*	5	54518.068.038

54520	Pant	MH11
Materiál	Nerezocel A2	

L	✉	Kód výrobku
49MM*	5	54520.049.001

54521	Pant	MH11
Materiál	Nerezocel A2	

L	✉	Kód výrobku
50MM*	5	54521.050.001

54524	Pant	MH11
Materiál	Nerezocel A4	

L	✉	Kód výrobku
75MM*	2	54524.075.001

54525 **Pant** **MH11**

Materiál Nerezocel A4

L	✉	Kód výrobku
152MM*	2	54525.100.001

54529 **Pant** **MH11**

Materiál Nerezocel A2

L x B	✉	Kód výrobku
75X38*	5	54529.075.038

54534 **Pant** **MH11**

Materiál Nerezocel A2

L x B	✉	Kód výrobku	L x B	✉	Kód výrobku	L x B	✉	Kód výrobku
50X35	5	54534.050.035	75X48*	5	54534.075.048	100X54*	5	54534.100.054
62X40*	5	54534.062.040						

Pant

Technické údaje

Č.	B	L	S
54507.074.065	65	74	6

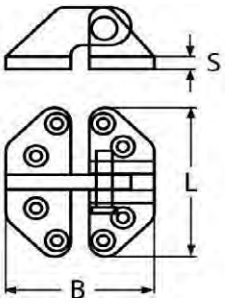

54507

54507	Pant	MH11
Materiál	Nerezocel A4	

L x B	✉	Kód výrobku
74X65*	2	54507.074.065

Pant

Technické údaje

Č.	B	C	D	L	L_1	S	Typ
54511.100.080	80	-	14	100	-	3	L
54511.100.081	80	-	14	100	-	3	R
54512.037.037	37	12.5	13.5	37	23	2.6	R
54512.137.137	37	12.5	13.5	37	23	2.6	L

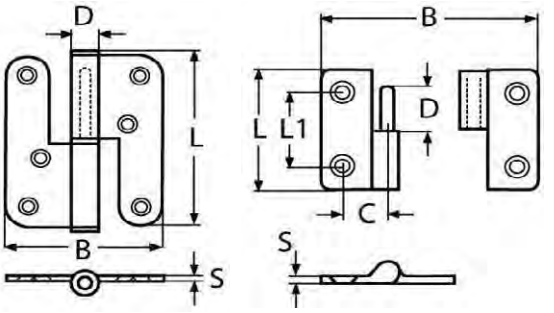

54511 54512

Skupiny produktů

Materiál	Kód	Strana
NO A2	54511	13-92
NO A4	54512	13-93

54511	Dvoudílný dveřní pant, levý/pravý	MH11
Materiál	Nerezocel A2	

L x B	✉	Kód výrobku	L x B	✉	Kód výrobku
100X80 Left*	2	54511.100.080	100X80 Right*	1	54511.100.081

54512	Pant, dvoudílný, levý/pravý	MH11
Materiál	Nerezocel A4	

L x B	✉	Kód výrobku	L x B	✉	Kód výrobku
37X37 Left*	5	54512.037.037	37X37 Right*	5	54512.137.137

Pant

Technické údaje

Č.	B	D	L	L_1	S	S_1
54519.071.001	40	-	71	35.5	2	-
54522.050.001	50	-	50	25	2	-
54538.066.030	30	-	66	33	2	-
54573.070.042	42	6	70	35	2.2	7.5
54574.052.042	42	6	52	26	2.2	7.5

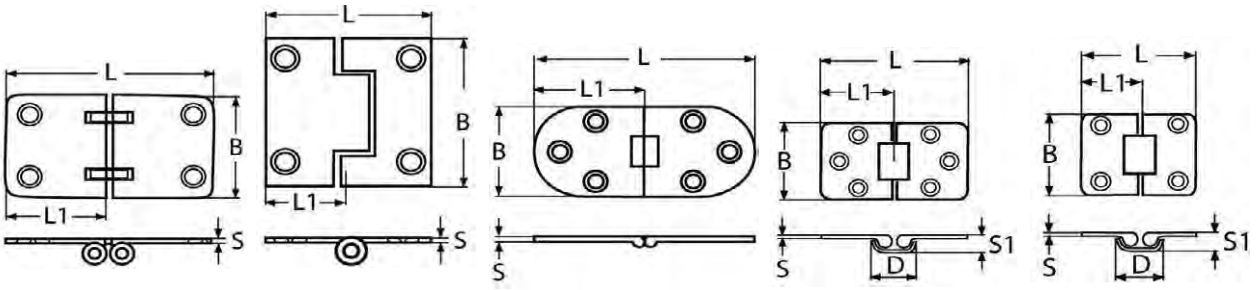

54519 54522 54538 54573 54574

Skupiny produktů

Materiál	Kód	Strana
NO A2	54519	13-93
NO A2	54522	13-94
NO A4	54538	13-94
NO A4	54573	13-94
NO A4	54574	13-94

54519	Pant	MH11
Materiál	Nerezocel A2	

L	✉	Kód výrobku
71MM*	5	54519.071.001

54522	Pant	MH11
Materiál	Nerezocel A2	

L	✉	Kód výrobku
50MM*	5	54522.050.001

54538	Pant	MH11
Materiál	Nerezocel A4	

L x B	✉	Kód výrobku
66X30*	5	54538.066.030

54573	Pant	MH11
Materiál	Nerezocel A4	

L x B	✉	Kód výrobku
70x42*	5	54573.070.042

54574	Pant	MH11
Materiál	Nerezocel A4	

L x B	✉	Kód výrobku
52X42*	5	54574.052.042

Pant

Technické údaje

Č.	B	L	S
54535.098.037	37	98	1.5
54536.085.001	30	85	1.5

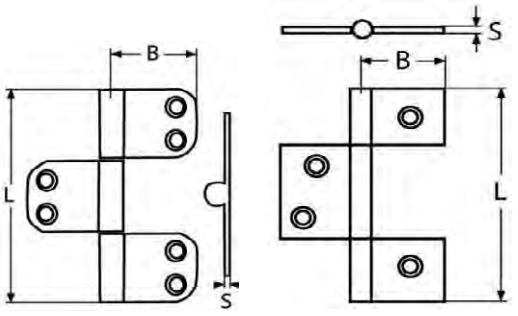

54535 54536

Skupiny produktů

Materiál	Kód	Strana
NO A4	54535	13-95
NO A2	54536	13-95

54535 Pant **MH11**

Materiál Nerezocel A4

L x B	✉	Kód výrobku
98X37*	1	54535.098.037

54536 Navařovací pant **MH11**

Materiál Nerezocel A2

L	✉	Kód výrobku
85MM*	5	54536.085.001

Pant

Technické údaje

Č.	B	L	L_1	S
54541.075.056	78	56	28	2
54542.067.048	48	67	36.5	2
54543.051.035	35	51	25.5	2

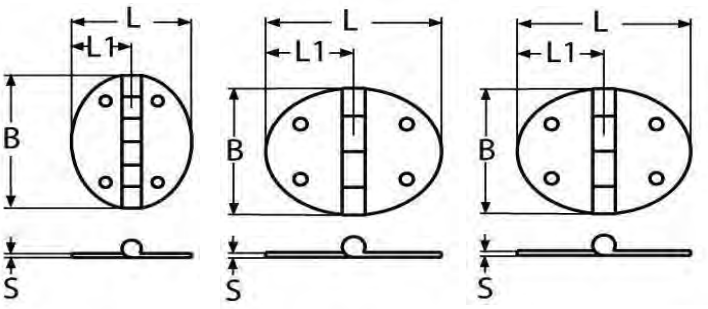

54541 54542 54543

Skupiny produktů

Materiál	Kód	Strana
NO A2	54541	13-96
NO A2	54542	13-96
NO A2	54543	13-96

54541 Pant **MH11**

Materiál Nerezocel A2

B x L	✉	Kód výrobku
78X56*	5	54541.075.056

54542 Pant **MH11**

Materiál Nerezocel A2

L x B	✉	Kód výrobku
67X48*	5	54542.067.048

54543 Pant **MH11**

Materiál Nerezocel A2

L x B	✉	Kód výrobku
51X35*	5	54543.051.035

Pant

Technické údaje

Č.	B	H	L	L_1	S
54546.127.047	47	41	127	98	2.5

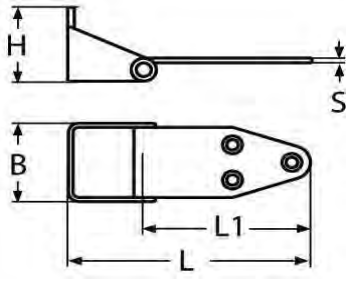

54546

54546	Pant	MH11
Materiál	Nerezocel A2	

L x B	✉	Kód výrobku
127X47*	2	54546.127.047

Panty, osazení

Technické údaje

Č.	B	L	L_1	S
54549.076.040	40	76	30	4
54551.134.065	65	134	21	4
54553.146.065	65	146	51	4
54555.190.065	65	190	95	4
54557.086.065	65	83	32	4
54559.072.065	65	72	21	4
54561.103.065	65	103	21	4
54563.052.061	61	52	19	4
54565.080.065	65	80	33	4
54567.070.040	40	70	30	3.5
54569.126.040	40	126	40	3.5
54571.127.065	65	127	32	4

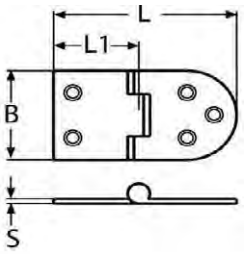

54549

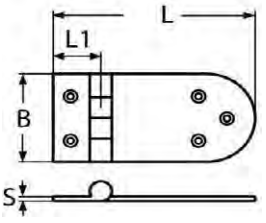

54551

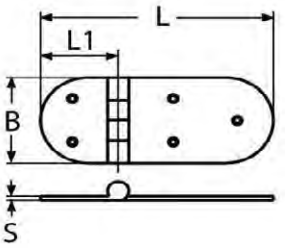

54553-69

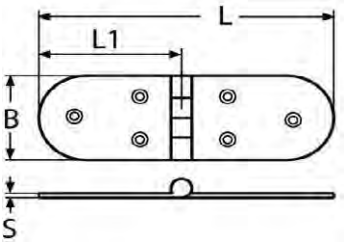

54555

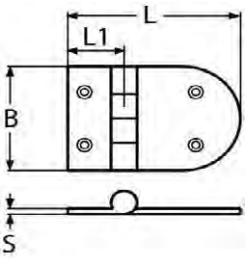

54557-59-61-71

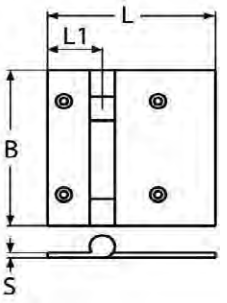

54563

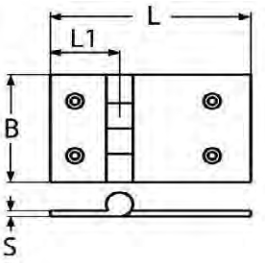

54565

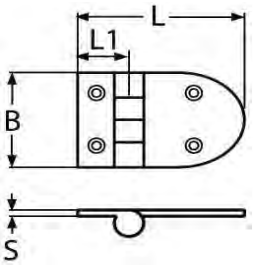

54567

Skupiny produktů

Materiál	Kód	Strana
NO A4	54549	13-99
NO A4	54551	13-99
NO A4	54553	13-99
NO A4	54555	13-99
NO A4	54557	13-99
NO A4	54559	13-99
NO A4	54561	13-100
NO A4	54563	13-100
NO A4	54565	13-100
NO A4	54567	13-100
NO A4	54569	13-100
NO A4	54571	13-100

54549	Panty, osazení	MH11
Materiál	Nerezocel A4	

L x B	✉	Kód výrobku
76X40*	2	54549.076.040

54551	Panty, osazení	MH11
Materiál	Nerezocel A4	

L x B	✉	Kód výrobku
134X65*	2	54551.134.065

54553	Panty, osazení	MH11
Materiál	Nerezocel A4	

L x B	✉	Kód výrobku
146X65*	2	54553.146.065

54555	Panty, osazení	MH11
Materiál	Nerezocel A4	

L x B	✉	Kód výrobku
190X65*	2	54555.190.065

54557	Panty, osazení	MH11
Materiál	Nerezocel A4	

L x B	✉	Kód výrobku
83X65*	2	54557.086.065

54559	Panty, osazení	MH11
Materiál	Nerezocel A4	

L x B	✉	Kód výrobku
72X65*	2	54559.072.065

54561	Panty, osazení	MH11

Materiál Nerezocel A4

L x B	✉	Kód výrobku
103X65*	2	54561.103.065

54563	Panty, osazení	MH11

Materiál Nerezocel A4

L x B	✉	Kód výrobku
52X61*	2	54563.052.061

54565	Panty, osazení	MH11

Materiál Nerezocel A4

L x B	✉	Kód výrobku
80X65*	2	54565.080.065

54567	Panty, osazení	MH11

Materiál Nerezocel A4

L x B	✉	Kód výrobku
70X40*	2	54567.070.040

54569	Panty, osazení	MH11

Materiál Nerezocel A4

L x B	✉	Kód výrobku
126X40*	2	54569.126.040

54571	Panty, osazení	MH11

Materiál Nerezocel A4

L x B	✉	Kód výrobku
127X65*	2	54571.127.065

Panty se závitem, osazení

Technické údaje

Č.	B	L	L_1	S
54550.076.040	40	76	30	4
54552.134.065	65	134	21	4
54554.146.065	65	146	51	4
54556.190.065	65	190	95	4
54558.083.065	65	83	32	4
54560.072.065	72	65	21	4
54562.103.065	65	103	21	4
54564.052.061	61	52	19	4
54566.070.040	65	80	33	4
54568.070.040	40	70	30	3.5
54570.126.040	40	126	40	3.5
54572.127.065	65	127	32	4

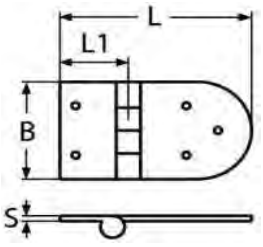

54550-72

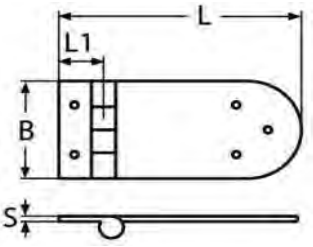

54552

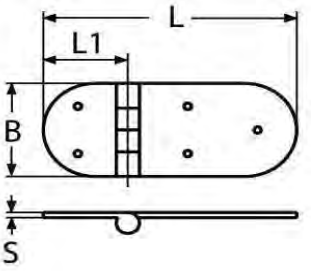

54554-70

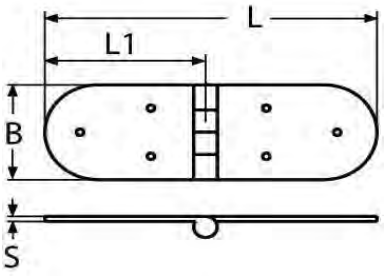

54556

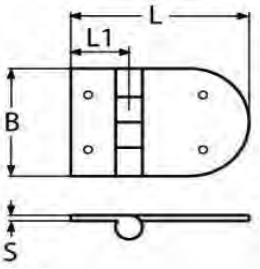

54558-60-62-68

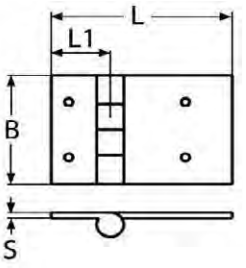

54564-66

Skupiny produktů

Materiál	Kód	Strana
NO A4	54550	13-102
NO A4	54552	13-102
NO A4	54554	13-102
NO A4	54556	13-102
NO A4	54558	13-102
NO A4	54560	13-102
NO A4	54562	13-103
NO A4	54564	13-103
NO A4	54566	13-103
NO A4	54568	13-103
NO A4	54570	13-103
NO A4	54572	13-103

54550	Panty se závitem, osazení	MH11
Materiál	Nerezocel A4	

L x B	✉	Kód výrobku
76X40*	2	54550.076.040

54552	Panty se závitem, osazení	MH11
Materiál	Nerezocel A4	

L x B	✉	Kód výrobku
134X65*	2	54552.134.065

54554	Panty se závitem, osazení	MH11
Materiál	Nerezocel A4	

L x B	✉	Kód výrobku
146X65*	2	54554.146.065

54556	Panty se závitem, osazení	MH11
Materiál	Nerezocel A4	

L x B	✉	Kód výrobku
190X65*	2	54556.190.065

54558	Panty se závitem, osazení	MH11
Materiál	Nerezocel A4	

L x B	✉	Kód výrobku
83X65*	2	54558.083.065

54560	Panty se závitem, osazení	MH11
Materiál	Nerezocel A4	

L x B	✉	Kód výrobku
72X65*	2	54560.072.065

54562	Panty se závitem, osazení	MH11

Materiál Nerezocel A4

L x B	✉	Kód výrobku
103X65*	2	54562.103.065

54564	Panty se závitem, osazení	MH11

Materiál Nerezocel A4

L x B	✉	Kód výrobku
52X61*	2	54564.052.061

54566	Panty se závitem, osazení	MH11

Materiál Nerezocel A4

L x B	✉	Kód výrobku
80X65*	2	54566.070.040

54568	Panty se závitem, osazení	MH11

Materiál Nerezocel A4

L x B	✉	Kód výrobku
70X40*	2	54568.070.040

54570	Panty se závitem, osazení	MH11

Materiál Nerezocel A4

L x B	✉	Kód výrobku
126X40*	2	54570.126.040

54572	Panty se závitem, osazení	MH11

Materiál Nerezocel A4

L x B	✉	Kód výrobku
127X65*	2	54572.127.065

Kryté panty



Technické údaje

Č.	B	D	L	L_1	S	S_1
54576.074.040	40	5.5	74	37	2	9
54577.075.074	75	7.5	74	37	2	9
54578.057.037	37	6	57	18	2	9
54579.036.036	36	6	36	18	2	9

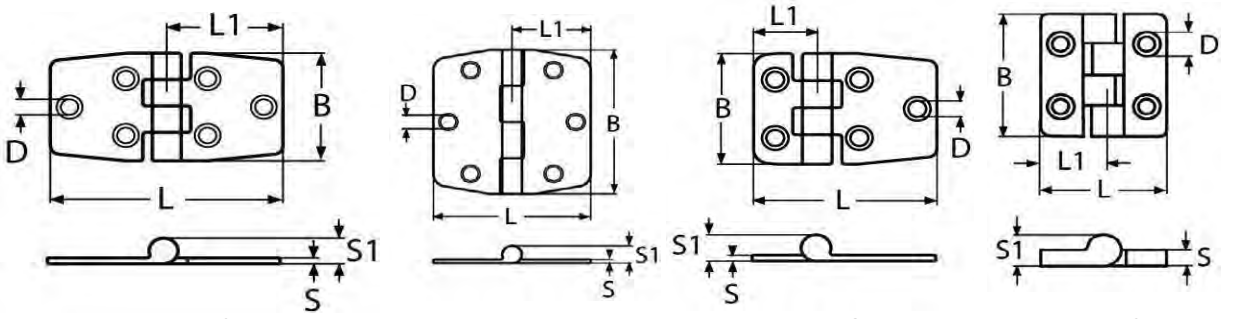

54576 54577 54578 54579

Skupiny produktů

Materiál	Kód	Strana
NO A4	54576	13-104
NO A4	54577	13-104
NO A4	54578	13-105
NO A4	54579	13-105

54576 Kryté panty **MH11**

Materiál Nerezocel A4

L x B		Kód výrobku
74X40*	5	54576.074.040

54577 Kryté panty **MH11**

Materiál Nerezocel A4

B x L		Kód výrobku
75X74*	5	54577.075.074

54578	Kryté panty	MH11
Materiál	Nerezocel A4	

L x B	✉	Kód výrobku
57X37*	5	54578.057.037

54579	Kryté panty	MH11
Materiál	Nerezocel A4	

L x B	✉	Kód výrobku
36X36*	5	54579.036.036

Panty průběžné

Technické údaje

Č.	B	L	S
54580.007.016	16	3500	0.7
54580.007.018	18	3500	0.7
54580.007.020	20	3500	0.7
54580.007.025	25	3500	0.7
54580.007.032	32	3500	0.7
54580.007.040	40	3500	0.7
54580.015.032	32	2000	1.5
54580.015.040	40	2000	1.5

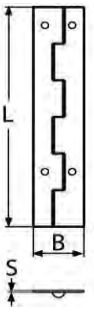

54580

54580	Panty průběžné	MH11
Materiál	Nerezocel A2	

S x B	✉	Kód výrobku	S x B	✉	Kód výrobku	S x B	✉	Kód výrobku
0,7X16MM*	1	54580.007.016	0,7X25MM*	1	54580.007.025			
0,7X18MM*	1	54580.007.018	0,7X32MM*	1	54580.007.032	1,5X32MM*	1	54580.015.032
0,7X20MM*	1	54580.007.020	0,7X40MM*	1	54580.007.040	1,5X40MM	1	54580.015.040

Otočné petlice

Technické údaje

Č.	A	B	C	L	L_1
54581.071.024	-	24	-	67	-
54582.030.001	30	42	30	98	78

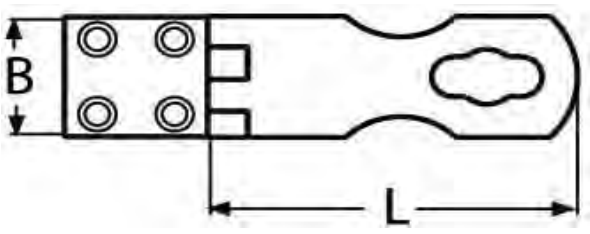

54581

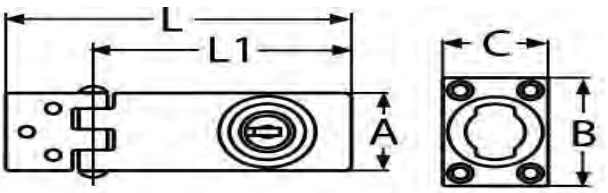

54582

Skupiny produktů

Materiál	Kód	Strana
NO A2	54581	13-106
NO A2	54582	13-106

54581 **Otočné petlice** **MH11**

Materiál Nerezocel A2

L x B		Kód výrobku
67X24	5	54581.071.024

54582 **Otočné petlice** **MH11**

Materiál Nerezocel A2

A		Kód výrobku
30MM*	1	54582.030.001

Otočná petlice

Technické údaje

Č.	A	B	C	d	D	H	L	L_1	L_2	S
54583.080.028	-	28	-	-	-	-	80	-	-	-
54584.037.037	37	37	-	-	-	20	-	-	-	4
54585.037.037	37	37	-	-	-	20	-	-	-	4
54586.080.028	-	28	-	-	-	-	75	25	50	-
54597.070.001	72	35	24	-	-	-	-	-	-	-
54598.065.075	20	18	26	M4	41	-	65-75	-	-	-
54598.085.095	20	18	26	M5	15	-	85-95	-	-	-
54598.115.125	29	25	30	M6	18	-	115-125	-	-	-
54598.165.185	30	35	30	M8	18	-	165-185	-	-	-

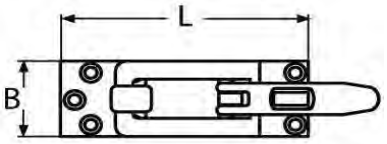

54583

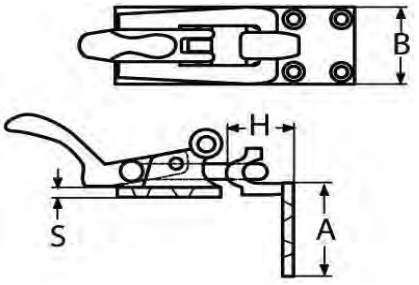

54584

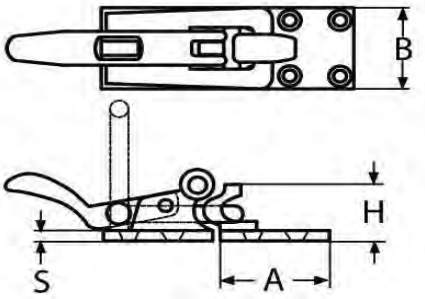

54585

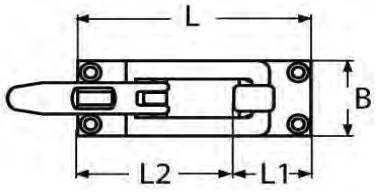

54586

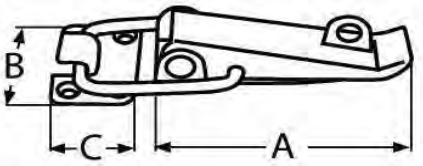

54597

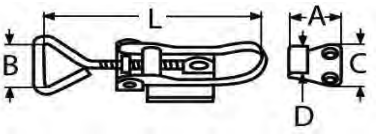

54598

Skupiny produktů

Materiál	Kód	Strana
NO A4	54583	13-107
NO A4	54584	13-108
NO A4	54585	13-108
NO A4	54586	13-108
NO A2	54597	13-108
NO A2	54598	13-108

54583 **Otočná petlice pro vysací zámek** **MH11**

Materiál Nerezocel A4

L x B	✉	Kód výrobku
80X28*	1	54583.080.028

54584	Otočná petlice	MH11

Materiál Nerezocel A4

A x B	✉	Kód výrobku
37X37MM*	1	54584.037.037

54585	Otočná petlice	MH11

Materiál Nerezocel A4

A x B	✉	Kód výrobku
37X37MM*	1	54585.037.037

54586	Otočná petlice	MH11

Materiál Nerezocel A4

L x B	✉	Kód výrobku
75X28*	1	54586.080.028

54597	Západka, uzamykatelná	MH11

Materiál Nerezocel A2

A	✉	Kód výrobku
72MM*	1	54597.070.001

54598	Západka	MH11

Materiál Nerezocel A2

L	✉	Kód výrobku	L	✉	Kód výrobku	L	✉	Kód výrobku
65-75MM*	1	54598.065.075	115-125MM	1	54598.115.125	165-185MM*	1	54598.165.185
85-95MM*	1	54598.085.095						

Západka

Technické údaje

Č.	A	B	C	D	E	Tloušťka
54594.072.001	72	27	-	30	-	-
54595.091.001	91	56	9	16	54	-
54596.015.045	45	30	15	9.5	-	2.3
54596.036.076	76	38	36	9.5	-	4

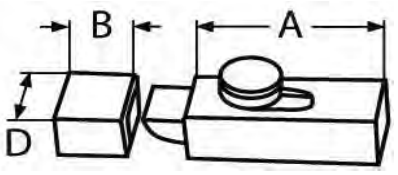

54594

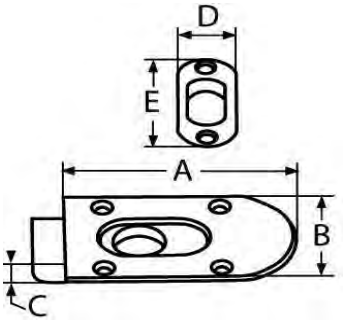

54595

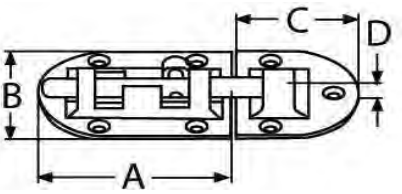

54596

Skupiny produktů

Materiál	Kód	Strana
NO A4	54594	13-109
NO A4	54595	13-109
NO A4	54596	13-110

54594 **Pružinová dveřní západka** **MH11**

Materiál Nerezocel A4

A	✉	Kód výrobku
72MM*	1	54594.072.001

54595 **Pružinová západka** **MH11**

Materiál Nerezocel A4

A	✉	Kód výrobku
91MM*	1	54595.091.001

54596	Západka	MH11
Materiál	Nerezocel A4	

C x A		Kód výrobku	C x A		Kód výrobku
15X45*	1	54596.015.045	36X76*	1	54596.036.076

Oka pro zvedání

Technické údaje

Č.	A	B	C	D	H	L	L_1	L_2	Tloušťka	Typ
54587.063.063	73	-	-	63	-	63	-	-	-	Square
54587.063.163	73	-	-	63	-	60	-	-	-	Round
54588.060.001	60	41	50	33	-	-	-	-	-	-
54589.050.001	-	-	-	50	19	-	-	-	6	-
54590.050.050	-	50	-	-	-	50	-	-	6	-
54591.061.001	61	50	33	-	-	-	-	-	-	-
54603.050.001	50	55	-	-	-	32	30	65	-	-

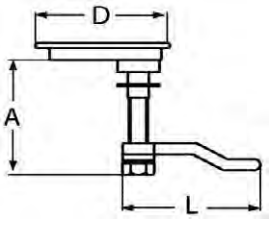

54587

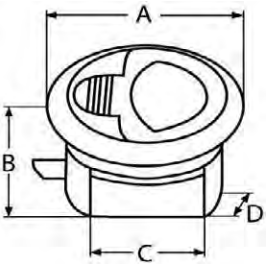

54588

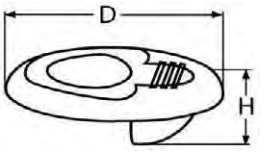

54589

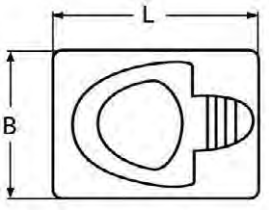

54590

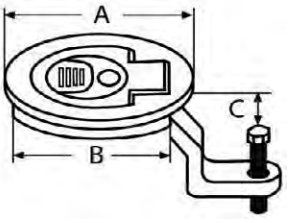

54591

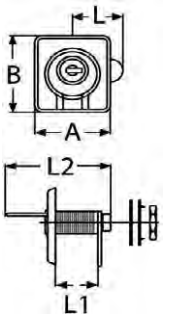

54603

Skupiny produktů

Materiál	Kód	Strana
NO A4	54587	13-111
NO A4	54588	13-111
NO A4	54589	13-111
NO A4	54590	13-111
NO A4	54591	13-111
NO A4	54603	13-111

54587 Zapuštěný úchyt se zámkem, hranatý — MH11

Materiál Nerezocel A4

D x A	✉	Kód výrobku	D x A	✉	Kód výrobku
63X63 Square*	1	54587.063.063	63 Round*	1	54587.063.163

54588 Zapuštěný úchyt, chráněný proti povětrnostním vlivům — MH11

Materiál Nerezocel A4

A	✉	Kód výrobku
60MM*	1	54588.060.001

54589 Oka pro zvedání — MH11

Materiál Nerezocel A4

D	✉	Kód výrobku
50MM*	1	54589.050.001

54590 Oka pro zvedání — MH11

Materiál Nerezocel A4

L x B	✉	Kód výrobku
50X50*	1	54590.050.050

54591 Zapuštěný úchyt se zámkem, hranatý — MH11

Materiál Nerezocel A4

A	✉	Kód výrobku	A	✉	Kód výrobku
Spare key*	1	54591.001.770	61MM*	1	54591.061.001

54603 Zapuštěný úchyt se zámkem, hranatý — MH11

Materiál Nerezocel A4

A	✉	Kód výrobku
50MM*	1	54603.050.001

Oka pro zvedání

Technické údaje

Č.	B	L	S	S_1
54600.047.038	38	47	-	-
54601.063.044	44	63	-	-
54602.075.056	56	75	-	-
54604.090.001	25	90	3	33

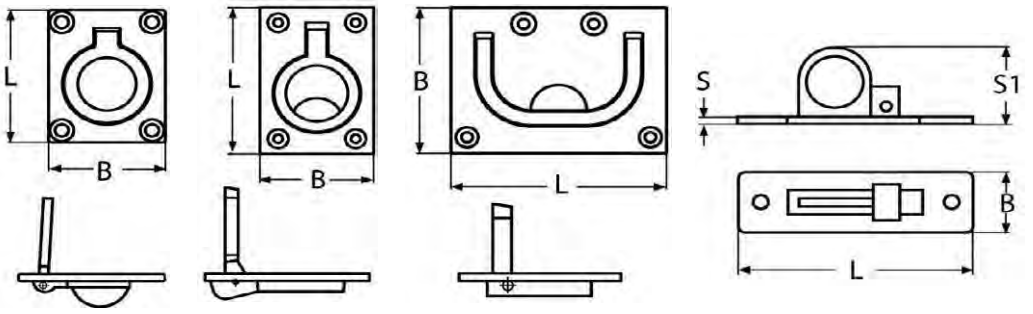

54600 54601 54602 54604

Skupiny produktů

Materiál	Kód	Strana
NO A4	54600	13-112
NO A4	54601	13-112
NO A4	54602	13-113
NO A2	54604	13-113

54600 Oka pro zvedání **MH11**

Materiál Nerezocel A4

L x B	✉	Kód výrobku
47X38*	1	54600.047.038

54601 Oka pro zvedání **MH11**

Materiál Nerezocel A4

L x B	✉	Kód výrobku
63X44*	1	54601.063.044

54602	Oka pro zvedání	MH11
Materiál	Nerezocel A4	

L x B	✉	Kód výrobku
75X56*	1	54602.075.056

54604	Oka pro zvedání	MH11
Materiál	Nerezocel A2	

L	✉	Kód výrobku
90MM*	1	54604.090.001

Háky pro brány

Technické údaje

Č.	B	D	Délka (mm)	L	Tloušťka
54592.050.001	33	4.4	-	50	-
54592.070.001	33	4.4	-	70	-
54592.090.001	33	4.4	-	90	-
54593.100.001	37.5	-	-	100	-
54599.080.001	-	-	80	-	3.9
54599.120.001	-	-	120	-	4.4

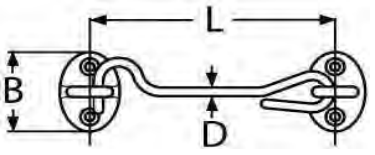

54592

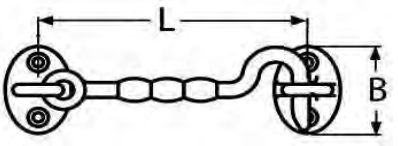

54593

Skupiny produktů

Materiál	Kód	Strana
NO A4	54592	13-114
NO A4	54593	13-114
NO A2	54599	13-114

54592	Háky pro brány	MH11
Materiál	Nerezocel A4	

L	✉	Kód výrobku	L	✉	Kód výrobku	L	✉	Kód výrobku
50MM*	5	54592.050.001	70MM*	5	54592.070.001	90MM*	5	54592.090.001

54593	Háky pro brány	MH11
Materiál	Nerezocel A4	

L	✉	Kód výrobku
100MM*	1	54593.100.001

54599	Hák s oky	MH11
Materiál	Nerezocel A2	

Délka	✉	Kód výrobku	Délka	✉	Kód výrobku
80MM*	5	54599.080.001	120MM*	5	54599.120.001

Věšáky

Technické údaje

Č.	A	B	C	D	H	H_1	L	L_1	S
54605.032.500	-	17	-	-	32.5	14	32.5	20	-
54605.043.001	-	22	-	-	47.5	21	43	30	-
54606.035.001	-	23	16	-	44	-	35	21.5	-
54606.043.001	-	25	18	-	56	-	43	30	-
54607.047.001	-	-	18.5	28	37	-	47	-	3
54607.065.001	-	-	22.5	35	44	-	65	-	4
54608.040.030	-	30	-	-	-	-	40	-	-
54609.030.025	-	30	-	-	-	-	40	-	-
54610.035.033	-	33	-	-	-	-	35	-	-
54611.100.001	10	60	-	-	-	-	35	-	-
54612.120.001	12	36	-	-	-	-	48	-	-
54613.060.001	6	30	-	-	-	-	-	-	-
54614.055.038	-	43	20	-	-	-	55	-	-
54615.050.001	50	50	28	10	-	-	-	-	-

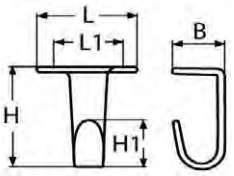

54605

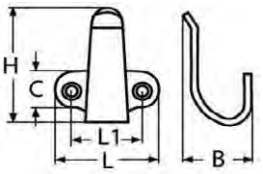

54606

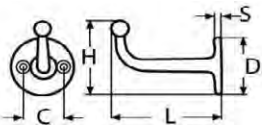

54607

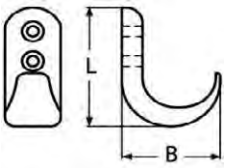

54608

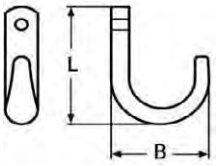

54609

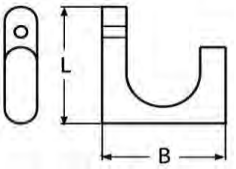

54610

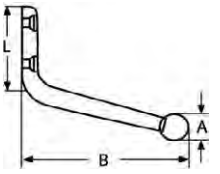

54611

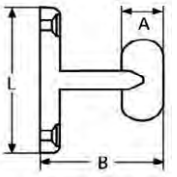

54612

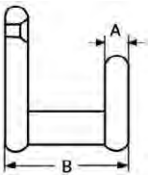

54613

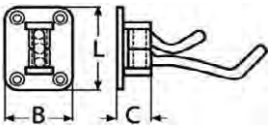

54614

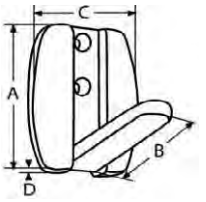

54615

Skupiny produktů

Materiál	Kód	Strana
NO A2	54605	13-115
NO A2	54606	13-115
NO A2	54607	13-116
NO A2	54608	13-116
NO A2	54609	13-116
NO A2	54610	13-116
NO A2	54611	13-116
NO A2	54612	13-116
NO A2	54613	13-117
NO A2	54614	13-117
NO A4	54615	13-117

54605 **Hák, leštěný** **MH11**

Materiál Nerezocel A2

L	✉	Kód výrobku	L	✉	Kód výrobku
32,5MM*	10	54605.032.500	43MM*	10	54605.043.001

54606 **Hák, leštěný** **MH11**

Materiál Nerezocel A2

L	✉	Kód výrobku	L	✉	Kód výrobku
35MM*	10	54606.035.001	43MM*	10	54606.043.001

54607	Hák, leštěný	MH11

Materiál Nerezocel A2

L	✉	Kód výrobku	L	✉	Kód výrobku
47MM*	10	54607.047.001	65MM*	10	54607.065.001

54608	Věšák, leštěný	MH11

Materiál Nerezocel A2

L x B	✉	Kód výrobku
40X30*	10	54608.040.030

54609	Věšák, leštěný	MH11

Materiál Nerezocel A2

L x B	✉	Kód výrobku
30X25*	10	54609.030.025

54610	Věšák, leštěný	MH11

Materiál Nerezocel A2

L x B	✉	Kód výrobku
35X33*	10	54610.035.033

54611	Věšáky	MH11

Materiál Nerezocel A2

A	✉	Kód výrobku
10MM*	10	54611.100.001

54612	Věšáky	MH11

Materiál Nerezocel A2

A	✉	Kód výrobku
12MM*	10	54612.120.001

54613	Věšáky	MH11
Materiál	Nerezocel A2	

A	✉	Kód výrobku
6MM*	10	54613.060.001

54614	Držák lana, sklopný	MH11
Materiál	Nerezocel A2	

L x B	✉	Kód výrobku
55X38*	5	54614.055.038

54615	Háček sklápěcí	MH11
Materiál	Nerezocel A4	

A	✉	Kód výrobku
50MM*	5	54615.050.001

Věšáky

Technické údaje

Č.	A	B	C
54616.040.001	40	17	8
54617.026.001	26	9	18

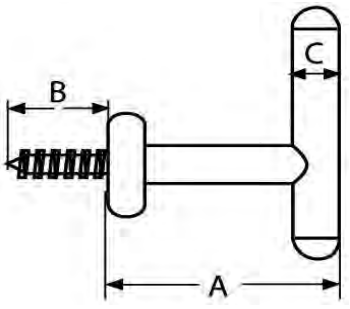

54616

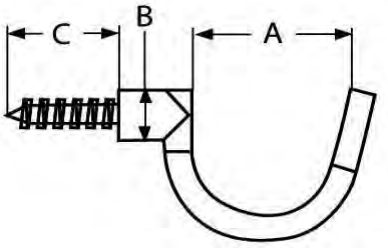

54617

Skupiny produktů

Materiál	Kód	Strana
NO A2	54616	13-118
NO A2	54617	13-118

54616	Věšáky	MH11
Materiál	Nerezocel A2	

A	✉	Kód výrobku
40MM*	10	54616.040.001

54617	Věšáky	MH11
Materiál	Nerezocel A2	

A	✉	Kód výrobku
26MM*	10	54617.026.001

S-háky

Technické údaje

Č.	B	C	D	L	S	S_1	S_2	W	W_1	W_2	ø
54618.030.001	-	-	-	30	-	5	10	-	9	16	3
54618.040.001	-	-	-	36	-	6	12	-	12	19	4
54618.050.001	-	-	-	43	-	6	12	-	14	21	5
54618.060.001	-	-	-	50	-	7	15	-	15	25	6
54618.080.001	-	-	-	67	-	9	20	-	20	33	8
54619.030.001	-	-	-	24	4	-	-	9	-	-	3
54619.040.001	-	-	-	32	6	-	-	12	-	-	4
54619.050.001	-	-	-	40	8	-	-	15	-	-	5
54619.060.001	-	-	-	48	9	-	-	17	-	-	6
54619.080.001	-	-	-	64	12	-	-	24	-	-	8
54619.100.001	-	-	-	80	13	-	-	30	-	-	10
54620.095.001	17	19.5	6.9	90	-	-	-	-	-	-	9.5
54620.110.001	17	22	7	100	-	-	-	-	-	-	11
54620.130.001	17	22	8	112	-	-	-	-	-	-	13
54621.050.001	9	9	2	52	-	-	-	-	-	-	5
54621.060.001	10	10	5	64	-	-	-	-	-	-	6
54621.080.001	16	17	5	75	-	-	-	-	-	-	8
54621.100.001	20	20	8	95	-	-	-	-	-	-	10

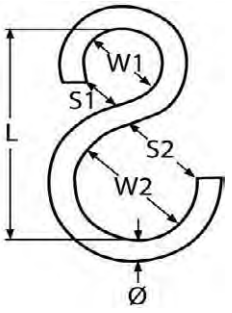

54618

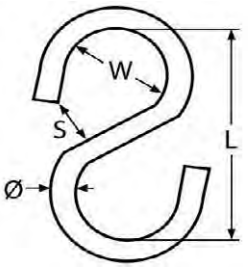

54619

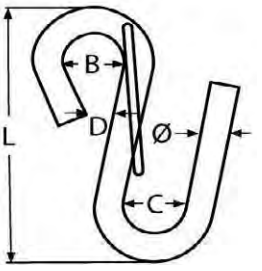

54620

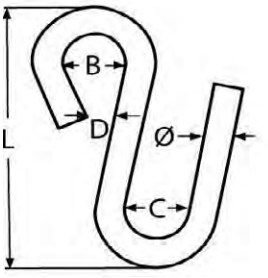

54621

Skupiny produktů

Materiál	Kód	Strana
NO A2	54618	13-119
NO A2	54619	13-119
NO A4	54620	13-119
NO A4	54621	13-119

54618 Hák tvaru S, asymetrický — MH11

Materiál Nerezocel A2

ø	✉	Kód výrobku	ø	✉	Kód výrobku	ø	✉	Kód výrobku
3MM*	20	54618.030.001	5MM	20	54618.050.001	8MM*	10	54618.080.001
4MM*	20	54618.040.001	6MM*	10	54618.060.001			

54619 Hák tvaru S, symetrický — MH11

Materiál Nerezocel A2

ø	✉	Kód výrobku	ø	✉	Kód výrobku	ø	✉	Kód výrobku
3MM*	20	54619.030.001	5MM*	20	54619.050.001	8MM*	10	54619.080.001
4MM	20	54619.040.001	6MM*	10	54619.060.001	10MM*	5	54619.100.001

54620 S hák s pojistkou — MH11

Materiál Nerezocel A4

ø	✉	Kód výrobku	ø	✉	Kód výrobku	ø	✉	Kód výrobku
9,5MM*	5	54620.095.001	11,0MM*	5	54620.110.001	13,0MM*	5	54620.130.001

54621 S-háky — MH11

Materiál Nerezocel A4

ø	✉	Kód výrobku	ø	✉	Kód výrobku	ø	✉	Kód výrobku
5MM*	10	54621.050.001	8MM*	10	54621.080.001	10MM*	5	54621.100.001
6MM*	10	54621.060.001						

Miskovité háky

Technické údaje

Č.	L	W	ø
54622.029.040	40	12	2.9
54622.033.050	50	16	3.3
54622.033.060	60	16	3.3
54622.044.050	50	16	4.4
54622.048.065	65	22	4.8
54622.052.080	80	26	5.2
54622.058.100	100	26	5.8

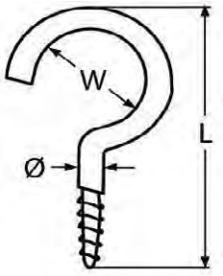

54622

54622 **Miskovité háky** **MH11**

Materiál Nerezocel A4

ø x L	✉	Kód výrobku	ø x L	✉	Kód výrobku	ø x L	✉	Kód výrobku
2,9X40*	100	54622.029.040	4,4X50*	50	54622.044.050	5,2X80*	20	54622.052.080
3,3X50*	100	54622.033.050	4,8X65*	50	54622.048.065	5,8X100*	20	54622.058.100
3,3X60*	100	54622.033.060						

Roletové háky

Technické údaje

Č.	A	B	D	D_1	H	L	L_1
54623.100.001	30	35	10	4.5	-	20	22
54624.080.001	8	34	-	-	24	36	-
54624.110.001	11	34	-	-	34	42	-

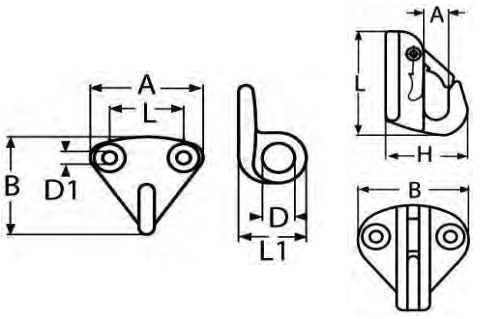

54623 54624

Skupiny produktů

Materiál	Kód	Strana
NO A4	54623	13-121
NO A4	54624	13-121

54623 Roletové háky **MH11**

Materiál Nerezocel A4

D	✉	Kód výrobku
10MM*	10	54623.100.001

54624 Hák markýzi **MH11**

Materiál Nerezocel A4

A	✉	Kód výrobku	A	✉	Kód výrobku
8MM*	5	54624.080.001	11MM*	5	54624.110.001

Konzoly

Technické údaje

Č.	B	C	E	L	L_1	L_2	S
54625.031.012	12	-	-	31	25	12	3
54625.046.013	13	-	-	46	38	18	3
54625.061.015	15	-	-	61	51	21	3
54626.041.025	25	-	-	41	35	18	3
54626.056.035	35	-	-	56	47.5	18.5	3
54626.080.050	50	-	-	80	71	24	4
54627.150.001	30	5	5	150	-	-	-
54627.200.001	30	5	5	200	-	-	-
54627.250.001	30	5	5	250	-	-	-
54627.300.001	30	5	5	300	-	-	-

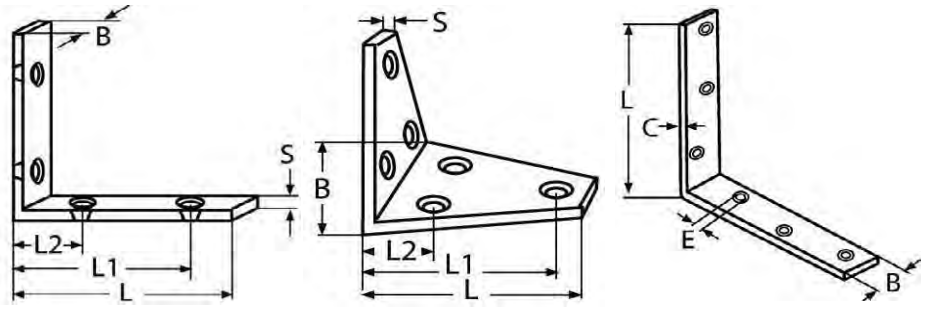

54625 54626 54627

Skupiny produktů

Materiál	Kód	Strana
NO A2	54625	13-122
NO A2	54626	13-122
NO A2	54627	13-123

54625 **Koncová konzole -leštěná** **MH11**

Materiál Nerezocel A2

L x B	✉	Kód výrobku	L x B	✉	Kód výrobku	L x B	✉	Kód výrobku
31X12*	10	54625.031.012	46X13*	10	54625.046.013	61X15*	10	54625.061.015

54626 **Koncová konzole -leštěná** **MH11**

Materiál Nerezocel A2

L x B	✉	Kód výrobku	L x B	✉	Kód výrobku	L x B	✉	Kód výrobku
41X25*	10	54626.041.025	56X35*	10	54626.056.035	80X50*	10	54626.080.050

54627	Konzoly	MH11
Materiál	Nerezocel A2	

L	✉	Kód výrobku	L	✉	Kód výrobku	L	✉	Kód výrobku
150MM*	2	54627.150.001	250MM*	2	54627.250.001	300MM*	2	54627.300.001
200MM*	2	54627.200.001						

Narážecí hák na lano

Technické údaje

Č.	ø
54628.060.001	6
54628.080.001	8
54628.100.001	10

54628	Narážecí hák na lano	MH11
Materiál	Nerezocel A2	

ø	✉	Kód výrobku	ø	✉	Kód výrobku	ø	✉	Kód výrobku
6MM*	20	54628.060.001	8MM*	20	54628.080.001	10MM*	20	54628.100.001

Hák se závitem

Technické údaje

Č.	A	B	d	D	L
54629.079.001	36	16	5/16	41	89

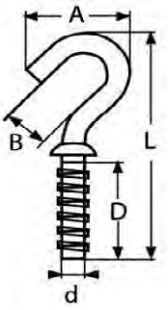

54629

54629	Hák se závitem	MH11
Materiál	Nerezocel A4	

GW	✉	Kód výrobku
5/16"*	10	54629.079.001

Příčka pro montáže na lyžařský vlek

Technické údaje

Č.	B	C	d	D	L	L_1	ø
54630.100.060	-	-	M10	60	100	50	9
54630.125.090	-	-	M12	90	125	65	12
54631.092.062	62	50	M8	-	92	-	-

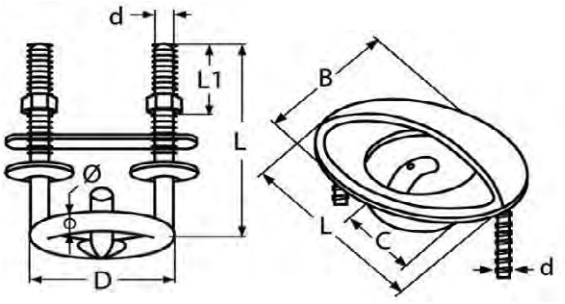

54630 54631

Skupiny produktů

Materiál	Kód	Strana
NO A4	54630	13-125
NO A4	54631	13-125

54630 **Příčka pro montáže na lyžařský vlek** **MH11**

Materiál Nerezocel A4

L x D	✉	Kód výrobku	L x D	✉	Kód výrobku
100X60*	1	54630.100.060	125X90*	1	54630.125.090

54631 **Příčka pro montáže na lyžařský vlek** **MH11**

Materiál Nerezocel A4

L x B	✉	Kód výrobku
92X62*	1	54631.092.062

Držáky dveří

Technické údaje

Č.	A	B	B_1	C	H	L	L_1	S
54632.029.001	-	22	25	-	-	29	34	-
54632.041.001	-	70	31	-	-	41	40.5	-
54632.042.001	-	40	31	-	-	42	41	-
54633.090.050	9	29	50	-	12	-	-	2
54634.034.034	34	34	-	-	-	-	-	-
54635.034.034	34	34	-	-	-	-	-	-
54636.051.115	-	51	-	25	-	90-115	-	-
54637.051.025	-	51	-	25	-	90-115	-	-
54638.080.001	-	-	-	-	-	40	60	-

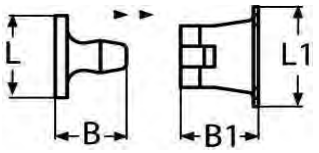

54632

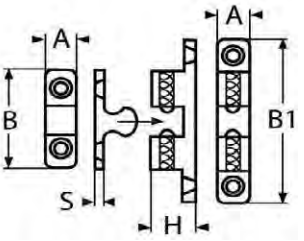

54633

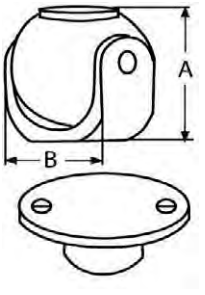

54634

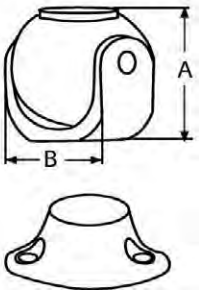

54635

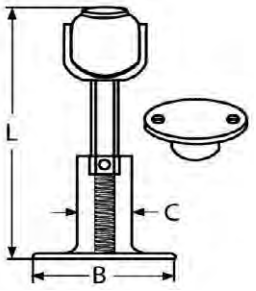

54636

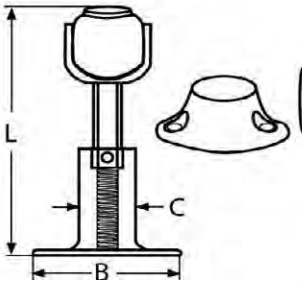

54637

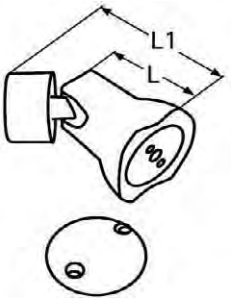

54638

Skupiny produktů

Materiál	Kód	Strana
NO A2	54632	13-127
NO A4	54633	13-127
NO A4	54634	13-127
NO A4	54635	13-127
NO A4	54636	13-127
NO A4	54637	13-127
NO A4	54638	13-128

54632 Držáky dveří MH11

Materiál Nerezocel A2

L	✉	Kód výrobku	L	✉	Kód výrobku	L	✉	Kód výrobku
29MM*	5	54632.029.001	41MM*	5	54632.041.001	42MM*	5	54632.042.001

54633 Kuličkový pant MH11

Materiál Nerezocel A4

A x B_1	✉	Kód výrobku
9X50	5	54633.090.050

54634 Magnetický držák dveří MH11

Materiál Nerezocel A4

A x B	✉	Kód výrobku
34X34*	5	54634.034.034

54635 Magn. držák dverí, variabilní, s montážní deskou MH11

Materiál Nerezocel A4

A x B	✉	Kód výrobku
34X34*	1	54635.034.034

54636 Nastavitelný držák dveří MH11

Materiál Nerezocel A4

B x A	✉	Kód výrobku
51X115*	2	54636.051.115

54637 Nastavitelný magnetický držák dveří s montážní deskou MH11

Materiál Nerezocel A4

B x A	✉	Kód výrobku
51X25*	1	54637.051.025

54638	Magnetický držák, sklopný	MH11

Materiál Nerezocel A4

Rozměr	✉	Kód výrobku
80MM*	1	54638.080.001

Lodní hák

Technické údaje

Č.	B	D	H	L	S
54639.100.001	25	32	-	100	1
54640.036.001	19	20	38	35	1.3
54640.050.001	19	28	54	50	1.3

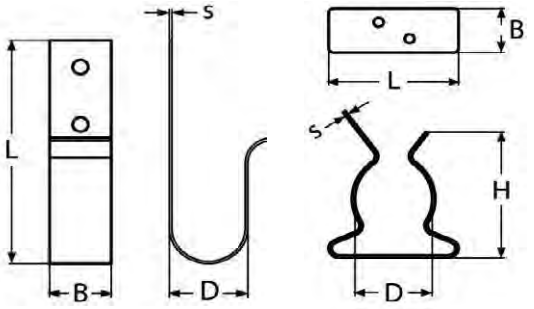

54639 54640

Skupiny produktů

Materiál	Kód	Strana
NO A2	54639	13-128
NO A2	54640	13-128

54639	Lodní hák	MH11

Materiál Nerezocel A2

L	✉	Kód výrobku
100MM*	10	54639.100.001

54640	Lodní hák	MH11

Materiál Nerezocel A2

L	✉	Kód výrobku	L	✉	Kód výrobku
35MM*	10	54640.036.001	50MM*	10	54640.050.001

Sklopné oko na podložce

Technické údaje

Č.	A	B	D	H	L	S	ø
54641.060.001	55	50	7	-	58	-	6
54641.080.001	55	50	7	-	58	-	8
54642.100.080	-	-	-	80	100	1.5	-

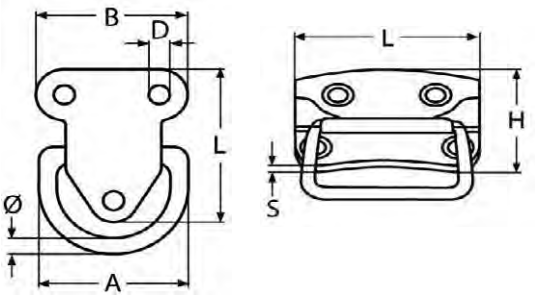

54641 54642

Skupiny produktů

Materiál	Kód	Strana
NO A2	54641	13-129
NO A2	54642	13-129

54641 Oko sklopné **MH11**

Materiál Nerezocel A2

ø		Kód výrobku	ø		Kód výrobku
6MM*	5	54641.060.001	8MM*	5	54641.080.001

54642 Rukojeť boxu **MH11**

Materiál Nerezocel A2

L x H		Kód výrobku
100X80*	1	54642.100.080

Oko

Technické údaje

Č.	A	B	C	D	H	L	ø	Úhel
54643.060.040	-	-	-	-	-	40	6	60
54643.060.045	-	-	-	-	-	45	6	60
54643.060.050	-	-	-	-	-	50	6	60
54643.080.045	-	-	-	-	-	45	8	60
54643.080.050	-	-	-	-	-	50	8	60
54644.030.015	-	-	-	-	15	-	3	-
54644.030.020	-	-	-	-	20	-	3	-
54644.030.030	-	-	-	-	30	-	3	-
54644.040.025	-	-	-	-	25	-	4	-
54644.040.030	-	-	-	-	30	-	4	-
54644.040.035	-	-	-	-	35	-	4	-
54644.050.030	-	-	-	-	30	-	5	-
54644.050.040	-	-	-	-	40	-	5	-
54644.060.035	-	-	-	-	35	-	6	-
54644.060.040	-	-	-	-	40	-	6	-
54644.060.045	-	-	-	-	45	-	6	-
54644.080.040	-	-	-	-	40	-	8	-
54644.080.050	-	-	-	-	50	-	8	-
54644.100.050	-	-	-	-	50	-	10	-
54644.100.080	-	-	-	-	60	-	10	-
54644.120.070	-	-	-	-	70	-	12	-
54645.030.015	-	-	-	-	15	15	3	-
54645.030.020	-	-	-	-	18	20	3	-
54645.040.020	-	-	-	-	18	20	4	-
54645.040.025	-	-	-	-	23	25	4	-
54645.050.025	-	-	-	-	23	25	5	-
54645.050.030	-	-	-	-	26	30	5	-
54645.060.030	-	-	-	-	27	30	6	-
54645.060.040	-	-	-	-	36	40	6	-
54645.060.050	-	-	-	-	47	50	6	-
54645.080.050	-	-	-	-	47	50	8	-
54646.060.040	-	-	-	-	40	-	6	-
54646.080.050	-	-	-	-	50	-	8	-
54646.100.060	-	-	-	-	60	-	10	-
54646.120.080	-	-	-	-	80	-	12	-
54647.060.050	28	50	10	-	-	-	6	-
54647.080.050	28	50	10	-	-	-	8	-
54648.050.001	5	53	-	-	52	-	5	-
54648.060.001	5	54	-	-	53	-	6	-
54648.080.001	5	56	-	-	62	-	8	-
54649.060.001	43	30	-	-	-	-	6	-
54649.080.001	51	35	-	-	-	-	8	-
54650.060.001	42	30	-	-	-	-	6	-
54650.080.001	51	35	-	-	-	-	8	-
54651.200.001	-	-	-	20	-	-	1.4	-
54651.300.001	-	-	-	30	-	-	2.0	-
54652.130.001	-	63	-	-	-	120	13	-
54652.160.001	-	76	-	-	-	146	16	-
54652.190.001	-	89	-	-	-	165	19	-
54652.250.001	-	89	-	-	-	178	25	-

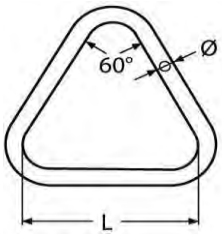

54643

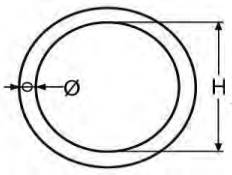

54644

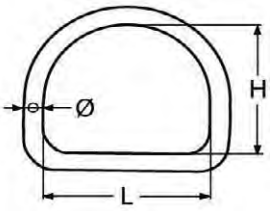

54645

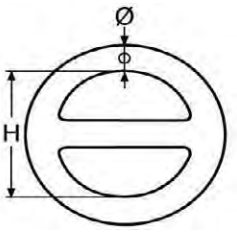

54646

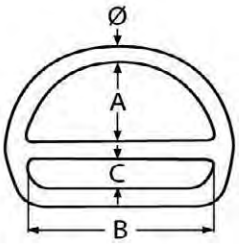

54647

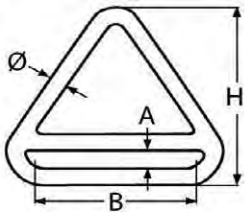

54648

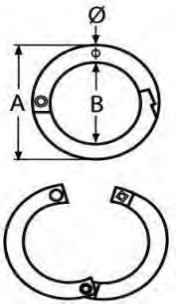

54649

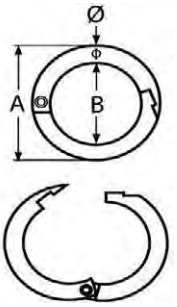

54650

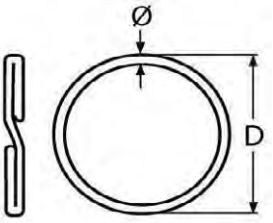

54651

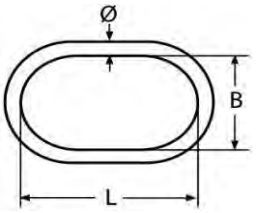

64652

Skupiny produktů

Materiál	Kód	Strana
NO A2	54643	13-131
NO A4	54644	13-131
NO A2	54645	13-132
NO A4	54646	13-132
NO A4	54647	13-132
NO A4	54648	13-132
NO A4	54649	13-132
NO A2	54650	13-132
NO A2	54651	13-133
NO A4	54652	13-133

54643 Trojúhelníkový kroužek, svařený a leštěný — MH11

Materiál Nerezocel A2

ø x L	✉	Kód výrobku	ø x L	✉	Kód výrobku	ø x L	✉	Kód výrobku
6X40*	10	54643.060.040	6X50*	5	54643.060.050	8X45*	5	54643.080.045
6X45*	10	54643.060.045				8X50*	5	54643.080.050

54644 Kroužek, svařený a leštěný — MH11

Materiál Nerezocel A4

ø x H	✉	Kód výrobku	ø x H	✉	Kód výrobku	ø x H	✉	Kód výrobku
3-15*	50	54644.030.015	5-30*	20	54644.050.030	8-50*	10	54644.080.050
3-20*	50	54644.030.020	5-40*	20	54644.050.040	10-50*	10	54644.100.050
3-30*	50	54644.030.030	6-35*	20	54644.060.035	10-60*	10	54644.100.080
4-25*	50	54644.040.025	6-40*	20	54644.060.040	12-70*	5	54644.120.070
4-30*	50	54644.040.030	6-45*	20	54644.060.045			
4-35*	50	54644.040.035	8-40*	10	54644.080.040			

54645 D-oka svařované a leštěné — MH11

Materiál Nerezocel A2

ø x H	✉	Kód výrobku	ø x H	✉	Kód výrobku	ø x H	✉	Kód výrobku
3-15*	1	54645.030.015	5-25*	1	54645.050.025	6-40*	1	54645.060.040
3-20*	1	54645.030.020	5-30*	1	54645.050.030	6-50*	1	54645.060.050
4-20*	1	54645.040.020	6-30*	1	54645.060.030	8-50*	1	54645.080.050
4-25*	1	54645.040.025						

54646 D-oka s přírubou — MH11

Materiál Nerezocel A4

ø x H	✉	Kód výrobku	ø x H	✉	Kód výrobku	ø x H	✉	Kód výrobku
6-40*	10	54646.060.040	10-60*	5	54646.100.060	12-80*	5	54646.120.080
8-50*	10	54646.080.050						

54647 Dvouvrstvé D-oka — MH11

Materiál Nerezocel A4

ø x B	✉	Kód výrobku	ø x B	✉	Kód výrobku
6-50*	10	54647.060.050	8-50*	10	54647.080.050

54648 Trojúhelník s uzdičkou — MH11

Materiál Nerezocel A4

ø	✉	Kód výrobku	ø	✉	Kód výrobku	ø	✉	Kód výrobku
5MM*	10	54648.050.001	6MM*	10	54648.060.001	8MM*	10	54648.080.001

54649 Kroužek, dvojdílný se šroubem — MH11

Materiál Nerezocel A4

ø	✉	Kód výrobku	ø	✉	Kód výrobku
6MM*	10	54649.060.001	8MM*	10	54649.080.001

54650 Kroužek, dvojdílný, se západkovým rychlouzávěrem — MH11

Materiál Nerezocel A2

ø	✉	Kód výrobku	ø	✉	Kód výrobku
6MM*	10	54650.060.001	8MM*	10	54650.080.001

54651	Kroužek na klíče	MH11

Materiál Nerezocel A1/A2

D	✉	Kód výrobku	D	✉	Kód výrobku
20MM	100	54651.200.001	30MM	100	54651.300.001

54652	Oválný kroužek, těžké provedení	MH11

Materiál Nerezocel A4

ø	✉	Kód výrobku	ø	✉	Kód výrobku	ø	✉	Kód výrobku
13MM*	5	54652.130.001	19MM*	5	54652.190.001	25MM*	1	54652.250.001
16MM*	5	54652.160.001						

Oko s hřebem

Technické údaje

Č.	B	L	ø
54653.030.001	35	25	3
54653.040.001	35	30	4
54653.050.001	38	35	5
54653.060.001	40	40	6
54653.080.001	40	45	8

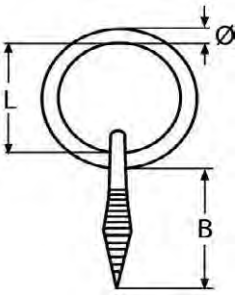

54653

54653	Oko s hřebem	MH11

Materiál Nerezocel A4

ø	✉	Kód výrobku	ø	✉	Kód výrobku	ø	✉	Kód výrobku
3MM*	10	54653.030.001	5MM*	10	54653.050.001	8MM*	5	54653.080.001
4MM*	10	54653.040.001	6MM*	10	54653.060.001			

Rukojeť

Technické údaje

Č.	B	D	H	L	L_1	L_2	S	W	W_1
54654.065.001	13	7	16	65	48	57	-	-	-
54654.080.001	14	8	20	80	64	72	-	-	-
54654.100.001	18	10	25	100	75	88	-	-	-
54655.118.001	12	-	27	118	100	105	-	36	26
54655.152.001	18	-	32	152	130	135	-	43	35
54656.106.001	17	6.5	27.5	150	-	-	3.6	-	-

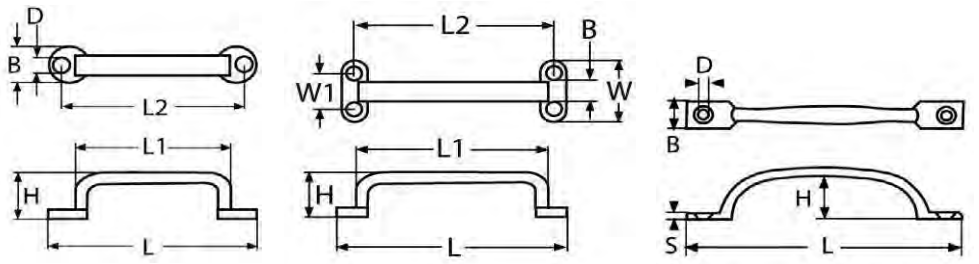

54654 54655 54656

Skupiny produktů

Materiál	Kód	Strana
NO A2	54654	13-134
NO A2	54655	13-134
NO A4	54656	13-135

54654 **Madlo - leštěné** **MH11**

Materiál Nerezocel A2

L	✉	Kód výrobku	L	✉	Kód výrobku	L	✉	Kód výrobku
65MM*	5	54654.065.001	80MM*	5	54654.080.001	100MM*	5	54654.100.001

54655 **Madlo - leštěné** **MH11**

Materiál Nerezocel A2

L	✉	Kód výrobku	L	✉	Kód výrobku
118MM*	1	54655.118.001	152MM*	1	54655.152.001

54656	Madlo	MH11
Materiál	Nerezocel A4	

L	✉	Kód výrobku
106MM*	5	54656.106.001

Řetězy

Technické údaje

Č.	B_2	Délka (mtr)	P	ø	≈ N zátěž rozlomení v N
54701.020.001	8	100 m	12	2	1 250
54701.030.001	11	100 m	16	3	2 800
54701.040.001	14	50 m	16	4	8 000
54701.050.001	17	50 m	18.5	5	12 500
54701.060.001	20	50 m	18.5	6	16 000
54701.080.001	26	50 m	24	8	32 000
54701.100.001	34	50 m	28	10	50 000
54702.015.001	6.3	100 m	12	1.5	900
54702.020.001	8.4	100 m	22	2	1 250
54702.030.001	12	100 m	26	3	2 800
54702.040.001	16	50 m	32	4	6 300
54702.050.001	20	50 m	35	5	10 000
54702.060.001	24	50 m	42	6	12 500
54702.080.001	32	50 m	52	8	25 000
54702.100.001	40	50 m	65	10	40 000

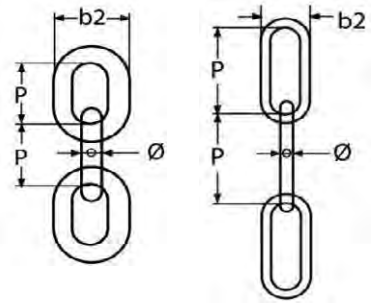

54701 54702

Skupiny produktů

Materiál	Kód	Strana
NO A4	54701	13-136
NO A4	54702	13-136

54701 Řetěz DIN 766 MH11

Materiál Nerezocel A4

ø	✉	Kód výrobku	ø	✉	Kód výrobku	ø	✉	Kód výrobku
2MM-100MTR	1	54701.020.001	5MM-50MTR*	1	54701.050.001	8MM-50MTR*	1	54701.080.001
3MM-100MTR*	1	54701.030.001	6MM-50MTR*	1	54701.060.001	10MM-50MTR*	1	54701.100.001
4MM-50MTR	1	54701.040.001						

54702 Řetěz DIN 763 MH11

Materiál Nerezocel A4

ø	✉	Kód výrobku	ø	✉	Kód výrobku	ø	✉	Kód výrobku
1,5MM-100MTR*	1	54702.015.001	4MM-50MTR*	1	54702.040.001	8MM-50MTR*	1	54702.080.001
2MM-100MTR*	1	54702.020.001	5MM-50MTR*	1	54702.050.001	10MM-50MTR*	1	54702.100.001
3MM-100MTR	1	54702.030.001	6MM-50MTR	1	54702.060.001			

Rychlospojky pro řetězy

Technické údaje

Č.	B	C	D	L	S	ø
54141.040.061	32	11	19	61	-	4
54141.050.070	37	13	22	70	-	5
54141.060.082	42	14	25	82	-	6
54141.080.100	53	17	31	100	-	8
54141.100.118	63	20	36	118	-	10
54141.120.144	76	23	43	144	-	12
54703.040.001	12	-	-	32	5.5	4
54703.050.001	13	-	-	39	6.5	5
54703.060.001	14	-	-	45	7.5	6
54703.080.001	18	-	-	58	9.5	8
54703.100.001	22	-	-	69	12	10

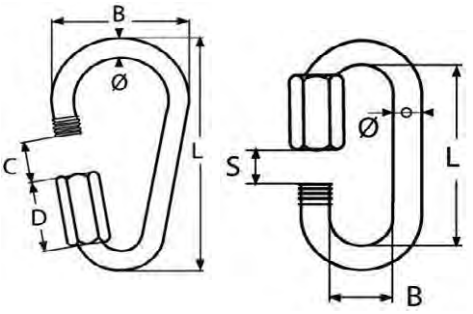

54141 54703

Skupiny produktů

Materiál	Kód	Strana
NO A4	54141	13-137
NO A4	54703	13-137

54141 Karabina se šroubovou spojkou — MH11

Materiál Nerezocel A4

ø x L	✉	Kód výrobku	ø x L	✉	Kód výrobku	ø x L	✉	Kód výrobku
4X61*	10	54141.040.061	6X82*	10	54141.060.082	10X118*	5	54141.100.118
5X70*	10	54141.050.070	8X100*	10	54141.080.100	12X144*	5	54141.120.144

54703 Rychlospojky pro řetězy — MH11

Materiál Nerezocel A4

ø	✉	Kód výrobku	ø	✉	Kód výrobku	ø	✉	Kód výrobku
4MM*	20	54703.040.001	6MM*	20	54703.060.001	10MM	10	54703.100.001
5MM*	20	54703.050.001	8MM*	10	54703.080.001			

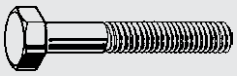
1 Šrouby

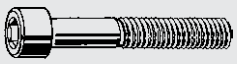
2 Produkty s vnitřním šestihranem

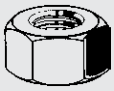
3 Matice, nýtovací matice a závitové vložky

4 Závitové tyče a svorníky

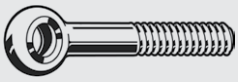
5 Šrouby s okem a hákem

6 Vruty, šrouby

I Seznam

7 Podložky a O-kroužky

8 Kotvy

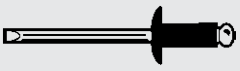
9 Nýty a kolíky

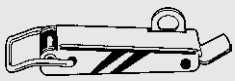
10 Nábytkářský a bezpečnostní materiál

11 Kolekce

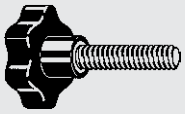
12 Strojní součástky

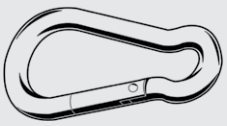
13 Speciální nerezový materiál

T Technické informace

Technologie spojovacího materiálu

Obsah

1 Úvod 3

2 Mechanické vlastnosti spojovacích prvků 3
2.1 Mechanické vlastnosti šroubů, svorníků a závrtných šroubů z uhlíkové a legované oceli 3
2.1.1 Oblast použití 3
2.1.2 Systém označování tříd pevnosti 3
2.1.3 Označování šroubů, imbus šroubů a závrtných šroubů 4
2.1.4 Mechanické vlastnosti šroubů, svorníků a závrtných šroubů 5
2.1.5 Oduhličení 6
2.1.6 Minimální meze torzní zkouškou 7
2.1.7 Vliv zvýšených teplot na mechanické vlastnosti 7
2.1.8 Mechanické vlastnosti materiálů s vnějším závitem z nízko-, středně-uhlíkové anebo legované oceli 8
2.1.9 Mechanické vlastnosti šroubů s vnějším závitem z nerezových ocelí ve shodě s ASTM F593 8
2.2 Mechanické vlastnosti matic z uhlíkové a nízko legované oceli 9
2.2.1 Oblast použití 9
2.2.2 Systém označování tříd pevnosti 9
2.2.3 Značení ocelových matic 10
2.2.4 Mechanické vlastnosti ocelových matic 10
2.2.5 Mechanické vlastnosti materiálů s vnitřním závitem z ocelí ve shodě se SAE J995 12
2.2.6 Mechanické vlastnosti materiálů s vnitřním závitem z ocelí ve shodě s ASTM F594 12
2.3 Spojovací prvky z nerezové oceli odolné proti korozi 12
2.3.1 Oblast použití 12
2.3.2 Systém značení tříd pevnosti 13
2.3.3 Značení spojovacích prvků z austenitické nerezové oceli 14
2.3.4 Mechanické a jiné fyzikální vlastnosti spojovacích prvků z austenitické nerezové oceli 14

3 Závit 16
3.1 Metrický (ISO) závit, hrubá řada – M 16
3.1.1 Mezní rozměry pro metrické závity, hrubá řada, fit 6H/6g 16
3.2 Metrický (ISO) závit, jemná řada – MF 17
3.2.1 Mezní rozměry pro metrický závit, jemná řada, fit 6H/6g 17
3.3 Sjednocený (ISO) hrubý šroubový závit – UNC 18
3.3.1 Limitní rozměry sjednoceného hrubého závitu UNC, toleranční třídy 2A a 2B 18
3.4 Sjednocený (ISO) jemný šroubový závit – UNF 19
3.4.1 Limitní rozměry sjednoceného jemného závitu UNF, toleranční třídy 2A a 2B 19
3.5 Sjednocený (ISO) šroubový závit – 8UN 20
3.5.1 Limitní rozměry sjednoceného závitu 8UN, toleranční třídy 2A a 2B 20
3.6 Sjednocené číselné závity – UNC a UNF 21
3.6.1 Limitní rozměry sjednoceného závitu číselné řady UNC a UNF, toleranční třídy 2A a 2B 21
3.7 Jemné nebo hrubé závity? 22
3.7.1 Vysvětlení 22
3.8 Metrické závity s třídou tolerance Sk6 pro závrtné šrouby DIN 939 23
3.8.1 Mezní rozměry metrických závitů s toleranční třídou Sk6 23
3.9 Závit šroubu do plechu 24
3.9.1 Mezní rozměry závitu šroubu do plechu 24
3.9.2 Konce závitů šroubů do plechu 24
3.10 Metrický kuželový vnější závit – DIN 158-1 25
3.10.1 Mezní rozměry kuželového vnějšího závitu, krátký typ 25
3.11 Whitworthův kuželový trubkový závit R – DIN 3858 26
3.11.1 Jmenovité velikosti pro kuželový závit s tolerancí 2, krátký typ a 26
3.12 Paralelní trubkový závit G – ISO 228-1 27
3.12.1 Mezní rozměry paralelního trubkového závitu - G 27

4 Základní normy 28
4.1 Vrtací tolerance pro šrouby do plechu 28
4.1.1 Pokyny k použití 28
4.1.2 Možnosti použití 28
4.1.3 Doporučený postup pro průměry otvorů pro závity do plechu d_b[1] 29
4.2 Díry pro závity závitotvorných šroubů v kovech (Taptite 2000®) 31
4.2.1 Doporučení pro vrtané a děrované otvory v materiálech s tvrdostí do 150 HB, 500 N/mm2 31
4.3 Díry pro závitotvorné šrouby do plastů (Remform®) 32
4.3.1 Doporučení pro geometrii otvorů a pouzder pro šrouby Remform 32
4.4 Délka přečnívání konců šroubů (lp) 33

4.5 Velikosti vrtáků pro šrouby do plechu 33
4.5.1 Všeobecné poznámky 33
4.5.2 Velikosti vrtáků pro metrické (ISO) závity - hrubé - M 33
4.5.3 Velikosti vrtáků pro metrické (ISO) závity - jemné - MF 34
4.5.4 Velikost vrtáků pro Whitworthův válcový trubkový závit – G 34
4.6 Šířka matice podle normy ISO 34

5 Ochranné povlaky spojovacích prvků 35
5.1 Úvod 35
5.1.1 Přehled systémů nanášení povlaků 35
5.1.2 Mezní tloušťky povlaků 36
5.1.3 Vodíková křehkost 36
5.1.4 Evropské směrnice RoHS a ELV 37
5.2 Galvanické pokovování 37
5.3 Žárový zinek 39
5.4 Pokovování zinkovými šupinami 40

6 Kontrolní dokumenty pro spojovací prvky 41
6.1 Protokoly o zkouškách a certifikáty EN 10204 41
6.2 Dokumenty PPAP 42
6.3 Certifikace CE 43

7 Pokyny pro navrhování a montáž spojovacích prvků 44
7.1 Tabulky utahovacích momentů pro ocelové šroubové spoje 44
7.1.1 Montážní předpětí / utahovací momenty - hrubé stoupání závitu 44
7.1.2 Montážní předpětí / utahovací momenty - jemné stoupání závitu 46
7.2 Tabulky utahovacích momentů pro šroubové spoje z nerezové oceli 47
7.2.1 Montážní předpětí / utahovací momenty 47
7.3 Koeficienty tření μ_G a μ_K 48
7.4 Tabulky utahovacích momentů pro ocelové šrouby s palcovým závitem 49
7.4.1 Montážní předpětí / utahovací momenty – UNC (hrubý závit) 50
7.4.2 Montážní předpětí / utahovací momenty – UNF (jemný závit) 51
7.5 Zadírání nerezové oceli 52
7.6 Hloubka zašroubování pro slepé díry 52
7.7 Poměr pevnosti ve střihu k pevnosti v tahu 52
7.8 Tabulka svěrné délky pro šrouby s předpětím HV podle EN 14399-4 53
7.9 Pojišťování šroubových spojů 54
7.9.1 Ztráta předpětí 54
7.9.2 Klasifikace pojistných systémů 54
7.9.3 Praktické návrhy pro optimální šroubový spoj 55

8 Tabulky 56
8.1 Jednotky SI 56
8.2 Konverze pevnosti v tahu, Vickersovy, Brinellovy a Rockwellovy tvrdosti 57
8.3 Tabulky kontaktní a chemické koroze 58
8.3.1 Tabulka kontaktní koroze 58
8.3.2 Tabulka chemické koroze 59

1 Úvod

Při navrhování a výrobě spojovacích prvků jsou nezbytné profesionální znalosti, zkušenosti a informace. Je třeba zohledňovat důležité aspekty, jako jsou rozměrové tolerance, mechanické a chemické vlastnosti. Mimořádně důležité jsou také doporučené postupy pro výpočet, montáž a zajištění spojovacích prvků. Všechny tyto informace jsou rozptýleny v řadě norem, technických směrnic a publikací v různých jazycích.

Společnost Fabory shromáždila nejdůležitější technické informace, které jsou často konzultovány vývojáři, kupujícími a podnikateli. Velká část z nich je založena na mezinárodních (ISO) a evropských (EN) normách. Je nutno vzít na vědomí, že i když většina národních norem, například DIN, je již zastaralá a je nahrazena odpovídajícími normami ISO a EN, situace na trhu často ještě vyžaduje spojovací prvky podle norem DIN. Tam, kde je to na místě, jsme tudíž zahrnuli i informace o těchto normách DIN.

Informace založené na normách jsou aktualizovány k Září 2015. Je důležité upozornit, že výrobci spojovacích prvků mohou využít přechodného období výroby podle předchozího a posledního vydání příslušné normy.

U společnosti Fabory je samozřejmě k dispozici mnohem víc technických informací. Pokud v této technické sekci určité informace nenaleznete, nebo potřebujete-li podrobnější informace, spojte se prosím s našimi technickými odborníky.
Mějte také na paměti, že společnost Fabory disponuje technickou kompetencí pro poskytování profesionálního poradenství a pomoci se spojovacími prvky a jejich aplikacemi. Ve společnosti Fabory je tým odborníků na spojovací prvky připraven pomoci zákazníkům s bezpečným a inovačním řešením problémů upevňování.

I když všechny technické specifikace a údaje byly sestaveny s největší péčí, společnosti náležející do skupiny Fabory nebo jejich pobočky nepřebírají žádnou zodpovědnost za cokoli souvisejícího s těmito informacemi a způsobem jejich použití.

2 Mechanické vlastnosti spojovacích prvků

2.1 Mechanické vlastnosti šroubů, svorníků a závrtných šroubů z uhlíkové a legované oceli

2.1.1 Oblast použití

Třídy pevnosti a jim odpovídající mechanické vlastnosti, definované v normě ISO 898-1:2013, platí pro šrouby, svorníky a závrtné šrouby s metrickým (ISO) závitem, se jmenovitými průměry až do 39 mm včetně, vyrobené z uhlíkové a legované oceli, jsou-li testovány při běžné teplotě v rozsahu od 10°C až 35°C. Spojovací prvky si nemusí zachovat specifické mechanické a fyzické vlastnosti při vyšší nebo nižší teplotě.

Neplatí pro stavěcí šrouby a podobné závitové součásti nenamáhané tahem (viz ISO 898-5), nebo pro specifické požadavky, jako jsou svařitelnost, odolnost proti korozi (nerezová ocel viz ISO 3506-1), schopnost odolávat teplotám nad 150°C nebo pod -50°C. (viz DIN 267–13). Systém označování tříd je možno použít i pro jiné velikosti (např. d > 39 mm), pokud jsou splněny všechny mechanické vlastnosti v tabulce.
Některé spojovací prvky nemohou splňovat tahové a torzní požadavky normy ISO 898-1 z důvodu geometrie hlavy (např. nízká hlava, kuželově zahloubená hlava) nebo kvůli zmenšenému dříku.

2.1.2 Systém označování tříd pevnosti

Symboly tříd pevnosti, označující důležité mechanické vlastnosti, se skládají ze dvou čísel oddělených tečkou. Například 10.9.

První číslo znamená 1/100 jmenovité pevnosti v tahu v N/mm². (Viz R_m v tabulce). Třída pevnosti 10.9 má tedy pevnost v tahu 10x100 = 1000 N/mm².

Druhé číslo stanoví 10násobek *poměru* dolní meze kluzu R_{el} (nebo smluvní meze kluzu $R_{p\,0.2}$ nebo neproporcionálního prodloužení R_{pf}) a jmenovité pevnosti v tahu R_m (poměrná mez kluzu).

Například u třídy pevnosti 10.9 je druhé číslo výsledkem vzorce: $10 \times \frac{900}{1000}$

Jmenovitou mez kluzu lze snadno vypočítat vynásobením součinu obou čísel třídy pevnosti deseti. V tomto příkladu (10.9): 10 x 10 x 9 = 900 N/mm².

2.1.3 Označování šroubů, imbus šroubů a závrtných šroubů

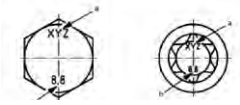

A: identifikační znak výrobce
B: symbol pevnostní třídy

Obr. 1

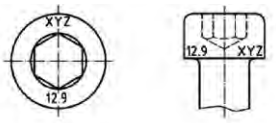

Obr. 2

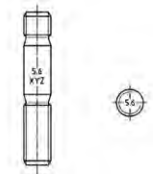

Obr. 3

- Označování všech tříd pevnosti je povinné pro šrouby se šestihrannou hlavou, vnitřním šestihranem, T-hvězdicí a závrtné šrouby se jmenovitým průměrem d ≥ M 5, nejlépe na vrchu hlavy (obr. 1).
- Označování všech tříd pevnosti je povinné pro šrouby s vnitřním šestihranem se jmenovitým průměrem d ≥ M 5, nejlépe na vrchu hlavy (obr. 2).
- Je-li pro třídu 12.9 použita uhlíková ocel s přísadami (např. B, Mn, Cr nebo Mo), symbol 12.9 by měl být podtržen: 12.9
- Svorníky se jmenovitým průměrem d ≥ M5 a třídou pevnosti ≥ 5.6 se označují na dříku nebo maticovém konci (povinné u závrtných šroubů s uložením s přesahem - obr. 3). Přípustné je alternativní označení pomocí symbolů (obr. 4).
- Levý závit se označuje pro jmenovité průměry d ≥ M5 symbolem uvedeným na obrázku 5 buď na vrchu hlavy anebo na její hraně. U šestihranných šroubů a svorníků lze použít alternativní označení uvedené na obr. 6.
- Označení výrobce je povinné u všech výrobků, které jsou označeny třídou pevnosti.
- Je-li značení požadováno pro jiné druhy šroubů a svorníků, měl by se použít tentýž systém značení.
- Značení není obvyklé u šroubů s plochou zapuštěnou hlavou, oválnou zapuštěnou hlavou, válcovou vypouklou hlavou, půlkulatou hlavou apod., které mají vnitřní šroubovací prvky.
- Označení pevnostní třídy spojovacího prvku se sníženou zatížitelností má předponu “0”. Příklad: šroub se zápustnou hlavou s vnitřním šestihranem pevnostní třídy “10.9” bude označený “010.9”.

Třída pevnosti	5.6	8.8	9.8	10.9	12.9
Alternativní označení symbolem	_	O	+	□	Δ

Obr. 4

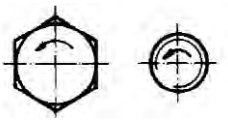

Obr. 5

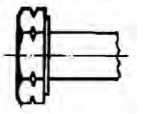

Obr. 6

2.1.4 Mechanické vlastnosti šroubů, svorníků a závrtných šroubů

Mechanické a fyzikální vlastnosti v níže uvedené tabulce jsou založeny na ISO 898-1:2013.

Mechanické nebo fyzikální vlastnosti		4.6	4.8	5.6	5.8	6.8	8.8		9.8	10.9	12.9 12.9
							d ≤ 16mm[a]	d > 16mm[b]	d ≤ 16mm		
Pevnost v tahu, Rm, MPa	Nom.[c]	400		500		600	800		900	1000	1200
	Min.	400	420	500	520	600	800	830	900	1040	1220
Dolní mez kluzu, ReLd,, MPa	Nom.[c]	240	-	300	-						
	Min.	240	-	300	-						
Napětí při 0,2% neproporcionálního prodloužení Rp0,2, MPa	Nom.[c]	-					640		720	900	1080
	Min.	-					640	660	720	940	1100
Napětí při 0,0048d neproporcionálního prodloužení, pro spojovací materiál plné velikosti, Rpf, MPa	Nom.[c]	-	320	-	400	480	-				
	Min.	-	340[e]	-	420[e]	480[e]	-				
Napětí pod schválenou hodnotou Sp, MPa	Nom.	225	310	280	380	440	580	600	650	830	970
Procento prodloužení po zlomení pro obráběné zkušební kusy, A, %	Min.	22	-	20	-	-	12	12	10	9	8
Procento zmenšení plochy po přelomení pro obráběné zkušební kusy, Z, %	Min.	-					52		48	48	44
Prodloužení po přelomení pro spojovací materiál plné velikosti, Af %	Min.	-	0,24	-	0,22	0,20	-				
Neporušenost hlavy		Bez přelomení									
Vickersova tvrdost HV (F ≥ 98N)	Min.	120	130	155	160	190	250	255	290	320	385
	Max.	220[g]				250	320	335	360	380	435
Tvrdost povrchu, $HV_{0,3}$	Max.	-					[h]			[h,i]	[h,j]
Výška nedekarbonizované zóny závitu, E, mm	Min.	-					½ H_1			2/3 H_1	¾ H_1
Hloubka kompletní dekarbonizace v závitu, G, mm	Max.	-					0,015				
Snížení tvrdosti po popuštění, HV	Max.	-					20				
Lámací moment, M_B, Nm	Min.	-					Podle ISO 898-7				
Rázová pevnost, K_V^{kl}, J	Min.			27			27	27	27	27	[m]
Integrita povrchu v souladu s		ISO 6157-1[l]									ISO 6157-3

Poznámky:

[a] Hodnoty neplatí pro konstrukční šrouby
[b] Pro konstrukční šrouby d≥M12
[c] Jmenovité hodnoty jsou specifikovány pro účely systému značení pevnostních tříd
[d] Není-li možno určit dolní mez kluzu, je přípustné měření namáhání při 0,2% neproporcionálního prodloužení
[e] Hodnoty se zkoumají
[g] Max. tvrdost na konci spojovacího prvku by měla být max. 250 HV
[h] Povrchová tvrdost nemá být větší než $30HV_{0,3}$ nad naměřenou tvrdostí jádra $HV_{0,3}$
[I] Max. 390 HV
[j] Max. 435 HV
[k] Zkušební teplota -20°C
[l] Platí pro d ≥ 16 mm
[m] Hodnota se zkoumá

2.1.5 Oduhličení

Mechanické vlastnosti tepelně zušlechtěné oceli jsou z velké části dány vysokým stupněm obsahu uhlíku. Během kalení ocelových šroubů třídy pevnosti 8.8, 10.9 a 12.9 musí být zamezeno přístupu vzduchu do pece, jinak by uhlík vyskytující se na povrchu oceli horkým vzduchem zoxidoval.
To je důvodem, proč jsou kontinuální pece pro kalení vybaveny žárovými clonami, a do pece je vháněn ochranný plyn, aby hladina kyslíku byla udržována pod kontrolou.
Ztráta obsahu uhlíku (oduhličení, dekarbonizace) způsobená kalením, která překročila meze specifikované v tabulce odstavce 1.1.4, může mít za následek snížení pevnosti závitu a být příčinou poruchy.

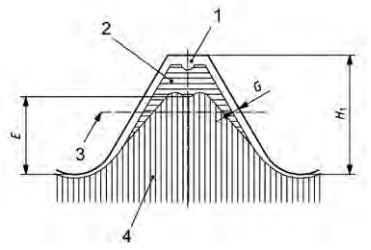

Zóny oduhličení v závitu:

1 Zcela oduhličeno
2 Částečně oduhličeno
3 Roztečná přímka
4 Základní kov
E Výška neoduhličené zóny závitu
G Hloubka úplného oduhličení v závitu
H_1 Výška externího závitu s maximem materiálu

2.1.6 Minimální meze torzní zkouškou

U šroubů s malým průměrem často nemůže být provedena tahová zkouška. Norma ISO 898-7:1995 definuje minimální meze torzní zkouškou, pod nimiž nesmí dojít k přetržení šroubu, je-li upnut podle zkušebního postupu. Tyto hodnoty nejsou použitelné pro šrouby s hlavou s vnitřním šestihranem.

Podrobnosti níže jsou založené na normě ISO 898-7 (1992) a DIN 267-25 (1984, stažené normě)

Základní průměr	Stoupání závitu P	Třída pevnosti						
		4.6	4.8	5.6	5.8	8.8	10.9	12.9
		Minimální mez torzní zkouškou, Nm dle:						
		DIN 267-25						
						ISO 898-7*		
M1	0,25	0,020	0,020	0,024	0,024	0,033	0,040	0,045
M1.2	0,25	0,045	0,046	0,054	0,055	0,075	0,092	0,10
M1.4	0,3	0,070	0,073	0,084	0,087	0,12	0,14	0,16
M1.6	0,35	0,098	0,10	0,12	0,12	0,16	0,20	0,22
M2	0,4	0,22	0,23	0,26	0,27	0,37	0,45	0,50
M2.5	0,45	0,49	0,51	0,59	0,60	0,82	1,0	1,1
M3	0,5	0,92	0,96	1,1	1,1	1,5	1,9	2,1
M3.5	0,6	1,4	1,5	1,7	1,8	2,4	3,0	3,3
M4	0,7	2,1	2,2	2,5	2,6	3,6	4,4	4,9
M5	0,8	4,5	4,7	5,5	5,6	7,6	9,3	10
M6	1	7,6	7,9	9,1	9,4	13	16	17
M7	1	14	14	16	17	23	28	31
M8	1,25	19	20	23	24	33	40	44
M8 x 1	1	23	23	27	28	38	46	52
M10	1,5	39	41	47	49	66	81	90
M10 x 1	1	50	52	60	62	84	103	114
M10 x 1,25	1,25	44	46	53	54	74	90	100

*Hodnoty platí pouze pro pevnostní třídy 8.8 - 10.9 a 12.9. Kvůli velkému rozptylu zkušebních výsledků u pevnostních tříd < 8.8, tyto již nejsou obsažené v normě ISO 898-7.

Hodnoty minimálních mezí torzní zkouškou uvedené v tabulce platí pro šrouby a svorníky s určenou třídou tolerance závitu 6g, 6f nebo 6e.

2.1.7 Vliv zvýšených teplot na mechanické vlastnosti

Až do provozní teploty 150°C nejsou známy žádné škodlivé vlivy způsobené změnou mechanických vlastností spojovacích prvků s třídami pevnosti dle ISO 898-1. Při teplotách nad 150°C do maximální teploty 300°C je třeba pečlivě zjistit funkční vlastnosti.

S rostoucí teplotou je možno pozorovat postupující snižování dolní meze pevnosti nebo namáhání při neproporcionálním prodloužení a snížení pevnosti v tahu.

Trvalé používání spojovacích prvků při zvýšených teplotách může mít za následek uvolnění předpětí, které je spojeno se ztrátou upínací síly.

Norma DIN 267-13 definuje materiály spojovacích prvků se specifickými mechanickými vlastnostmi pro použití při teplotách od -200°C do +700°C.

2.1.8 Mechanické vlastnosti materiálů s vnějším závitem z nízko-, středně-uhlíkové anebo legované oceli

Specifikace	Materiál	Velikost (in.)	Min. zkušební pevnost (psi)	Min. pevnost v tahu (psi)	Tvrdost jádra Rockwell		Min. mez kluzu (psi)	Identifikační Znak pevnostní třídy	Kompatibilní matice
					Min.	Max.			
SAE J429-Třída 2	Nízko nebo středně uhlíková ocel	¼ - ¾	55 000	74 000	B80	B100	57 000		ASTM A563 Grade A Hex
		⅞- 1½	33 000	60 000	B70	B100	36 000		
SAE J429- Třída 5	Středně uhlíková ocel: kalená a popuštěná	¼ - 1	85 000	120 000	C25	C34	92 000		SAE J995 Grade 5 Hex
		1⅛ – 1½	74 000	105 000	C19	C30	81 000		
SAE J429- Třída 8	Středně uhlíková legovaná ocel: kalená a popuštěná	¼ - 1½	120 000	150 000	C33	C39	130 000		SAE J995 Grade 8 Hex
ASTM A574 šroub imbus	Středně uhlíková legovaná ocel: kalená a popuštěná	#0 – ½	140 000	180 000	C39	C45	153 000		
		Over ½ - 2	135 000	170 000	C37	C45			
ASTM A574 imbus a plochá zapuštěná hlava	Středně uhlíková legovaná ocel: kalená a popuštěná	#0 – ½		145 000	C39	C44			
		Over ½		135 000	C37	C44			

2.1.9 Mechanické vlastnosti šroubů s vnějším závitem z nerezových ocelí ve shodě s ASTM F593

Skupina nerezových slitin	Stav	Jmenovitý průměr (in.)	Pevnost v tahu (psi)	Tvrdost jádra Rockwell		Min. mez kluzu (psi)	Identifikační znak pevnostní třídy	Kompatibilní matice ASTM F594
				Min.	Max.			
1 (304, 304L)	CW	¼ - ⅝	100 000 – 150 000	B95	C32	65 000		F594C
		¾ - 1½	85 000 – 140 000	B80	C32	45 000		F594D
2 (316, 316L)	CW	¼ - ⅝	100 000 – 150 000	B95	C32	65 000		F594G
		¾ - 1½	85 000 – 140 000	B80	C32	45 000		F594H

CW = Popuštěno a tvářeno za studena
(větší velikosti mohou být tvářeny za tepla a popuštěny)

2.2 Mechanické vlastnosti matic z uhlíkové a nízko legované oceli

2.2.1 Oblast použití

Třídy pevnosti a s nimi spojené mechanické vlastnosti jsou definovány v normě ISO 898-2:2012 a platí pro matice s metrickým (ISO) závitem, se jmenovitými průměry do 39 mm včetně, vyrobené z uhlíkové oceli nebo nízko-legované oceli během zkoušení při běžné teplotě v rozsahu od 10°C až 35°C.

Norma ISO 898-2 neplatí pro matice se speciálními požadavky, jako je svařitelnost, odolnost proti korozi (nerezová ocel viz ISO 3506-2), schopnost odolávat teplotám nad 300°C nebo pod -50°C. (viz DIN 267–13). Systém označování tříd může být použit pro jiné velikosti (např. d > 39 mm), za předpokladu, že jsou splněny všechny mechanické vlastnosti uvedené v tabulce.
ISO 898-2 je platná pro 3 druhy matic:

- Druh 2: vysoká matice s minimální výškou $m_{min} \approx 0{,}9D$ nebo $m_{min} > 0{,}9D$
- Druh 1: běžná matice s minimální výškou $m_{min} \geq 0{,}8D$
- Druh 0: nízká matice s minimální výškou $0{,}45D \leq m_{min} < 0{,}8D$

Důležitá poznámka o maticích s třídou pevnosti podle DIN:

Matice podle odvolaných norem DIN, např. DIN 934 (se jmenovitou výškou přibližně 0,8 d), nemohou být spolehlivě zatěžovány až po mez kluzu odpovídajícího šroubu. Mechanické vlastnosti těchto matic jsou popsány ve starší normě DIN 267-4. Odlišení matic s mechanickými vlastnostmi dle DIN 267-4 od ISO 898-2 je v označení jejich pevnostní třídy, která je ohrazena dvěma svislými čárkami, např. |8|. (ref. odstavec. 2.2.3)

Pro nové konstrukční návrhy důrazně doporučujeme používat matice s třídami pevnosti podle norem ISO místo odvolaných norem DIN! Většina softwarů používaných pro výběr velikosti a pevnostní třídy spojovacího prvku a také montážních podmínek (utahovací moment/předpětí) je založených na vlastnostech dle ISO, nikoliv na (ve většině případů horších) vlastnostech dle DIN.

2.2.2 Systém označování tříd pevnosti

Běžné matice (druh 1) a vysoké matice (druh 2) jsou označené symbolem jejich pevnostní třídy, která je shodná s levým číslem příslušné maximální pevnostní třídy šroubů a svorníků, s nimiž mohou být smontované. Pevnostní třída nízkých matic (druh 0) se skládá ze dvou čísel. Prvním číslem je “0”, jenž označuje snížené zatížení matice v porovnání se zatížením běžných a vysokých matic. Druhé číslo odpovídá 1/100 jmenovité zátěže při zkoušce na tvrzeném zkušebním trnu (v N/mm^2).

Pevnostní třída matice	Maximální pevnostní třída spojovaného šroubu a svorníku	Běžná matice (Druh 1)	Vysoká matice (Druh 2)	Nízká matice (Druh 0)
		Rozsah závitu		
04	(*)	-	-	M5 - M39 M8x1 – M39x3
05	(*)	-	-	M5 - M39 M8x1 – M39x3
5	5.8	M5 - M39 M8x1 – M39x3	-	
6	6.8	M5 - M39 M8x1 – M39x3	-	
8	8.8	M5 - M39 M8x1 – M39x3	M5 - M39 M8x1 – M39x3	
9	9.8	-	M5 - M39	
10	10.9	M5 - M39 M8x1 – M16x1,5	M5 - M39 M8x1 – M39x3	
12	12.9/12.9	M5 - M16	M5 - M39 M8x1 – M16x1,5	
Příklad matice druhu 1: ISO 4032 Příklad matice druhu 2: ISO 4033				

(*) Nízké matice používané jako pojistné matice by měly být namontované s běžnou nebo vysokou maticí. V těchto případech se nejprve namontuje a utáhne nízká matice a poté se namontuje běžná nebo vysoká matice, která se utáhne proti nízké matici.

2.2.3 Značení ocelových matic

Šestihranné matice ≥ M 5 všech tříd pevnosti jsou značeny na boku nebo dosedací ploše označením třídy pevnosti, a je-li to možné, také značkou výrobce (viz obr. 1). Levé závity pro matice ≥ M 5 musí být vyznačeny na dosedací ploše šipkou proti směru hodinových ručiček nebo rýhou uprostřed výšky matice (viz obr. 2).

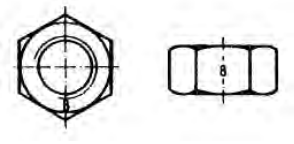

Obr.1

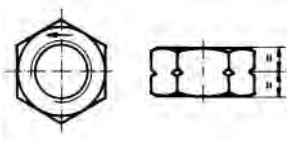

Obr.2

Důležitá poznámka o maticích s třídami pevnosti podle DIN:

Šestihranné matice ≥ M5 s mechanickými vlastnostmi podle odvolané normy DIN 267-4 jsou značeny symbolem třídy pevnosti, svislou úsečkou na obou stranách symbolu a označením výrobce na dosedací ploše nebo na boku (viz obr. 3).

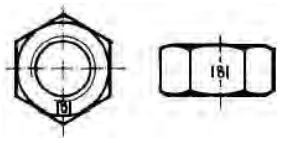

Obr.3

2.2.4 Mechanické vlastnosti ocelových matic

Detaily níže jsou založené na normě ISO 898-2:2012 a platní pro matice se závitem s normovanou tolerancí třídy 6H. Se základní odchylkou větší než nula se může vyskytovat snížená pevnost pro stržení závitu. Podle druhu matice je rozhodující schopnost unést zkušební zatížení, jenž převládá nad požadavky na tvrdost. Proto je v těchto technických informacích publikováno pouze zkušební zatížení.

Zkušební zatížení pro matice s hrubým závitem:

Závit D	*Stoupání* P	Zkušební zatížení, N Pevnostní třída							
		04	05	5	6	8	9	10	12
M5	0,8	5 400	7 100	8 250	9 500	12 140	13 000	14 800	16 300
M6	1	7 640	10 000	11 700	13 500	17 200	18 400	20 900	23 100
M7	1	11 000	14 500	16 800	19 400	24 700	26 400	30 100	33 200
M8	1,25	13 900	18 300	21 600	24 900	31 800	34 400	38 100	42 500
M10	1,5	22 000	29 000	34 200	39 400	50 500	54 500	60 300	67 300
M12	1,75	32 000	42 200	51 400	59 000	74 200	80 100	88 500	100 300
M14	2	43 700	57 500	70 200	80 500	101 200	109 300	120 800	136 900
M16	2	59 700	78 500	95 800	109 900	138 200	149 200	164 900	186 800
M18	2,5	73 000	96 000	121 000	138 200	176 600	176 600	203 500	230 400
M20	2,5	93 100	122 500	154 400	176 400	225 400	225 400	259 700	294 000
M22	2,5	115 100	151 500	190 900	218 200	278 800	278 800	321 200	363 600
M24	3	134 100	176 500	222 400	254 200	324 800	324 800	374 200	423 600
M27	3	174 400	229 500	289 200	330 500	422 300	422 300	486 500	550 800
M30	3,5	213 200	280 500	353 400	403 900	516 100	516 100	594 700	673 200
M33	3,5	263 700	347 000	437 200	499 700	638 500	638 500	735 600	832 800
M36	4	310 500	408 500	514 700	588 200	751 600	751 600	866 000	980 400
M39	4	370 900	488 000	614 900	702 700	897 900	897 900	1 035 000	1 171 000

Zkušební zatížení pro matice s jemným závitem:

Závit D x P	Zkušební zatížení, N Pevnostní třída						
	04	05	5	6	8	10	12
M8 x 1	14 900	19 600	27 000	30 200	37 400	43 100	47 000
M10 x 1,25	23 300	30 600	44 200	47 100	58 400	67 300	73 400
M10 x 1	24 500	32 200	44 500	49 700	61 600	71 000	77 400
M12 x 1,5	33 500	44 000	60 800	68 700	84 100	97 800	105 700
M12 x 1,25	35 000	46 000	63 500	71 800	88 000	102 200	110 500
M14 x 1,5	47 500	62 500	86 300	97 500	119 400	138 800	150 000
M16 x 1,5	63 500	83 500	115 200	130 300	159 500	185 400	200 400
M18 x 2	77 500	102 000	146 900	177 500	210 100	220 300	-
M18 x 1,5	81 700	107 500	154 800	187 000	221 500	232 200	-
M20 x 2	98 000	129 000	185 800	224 500	265 700	278 600	-
M20 x 1,5	103 400	136 000	195 800	236 600	280 200	293 800	-
M22 x 2	120 800	159 000	229 000	276 700	327 500	343 400	-
M22 x 1,5	126 500	166 500	239 800	289 700	343 000	359 600	-
M24 x 2	145 900	192 000	276 500	334 100	395 500	414 700	-
M27x 2	188 500	248 000	351 100	431 500	510 900	535 700	-
M30 x 2	236 000	310 500	447 100	540 300	639 600	670 700	-
M33 x 2	289 200	380 500	547 900	662 100	783 800	821 900	-
M36 x 3	328 700	432 500	622 800	804 400	942 800	934 200	-
M39 x 3	391 400	515 000	741 600	957 900	1 123 000	1 112 000	-

Důležitá poznámka o maticích s třídou pevnosti podle normy DIN:

Zkušební zatížení (proof load stress) šestihranných matic s mechanickými vlastnostmi podle odvolané normy DIN 267-4 může být značně odlišné (v mnoha případech nižší) než podle ISO 898-2:

Závit D	Stoupání P	Matice s mechanickými vlastnostmi podle stažené normy DIN 267-4 Zkušební zatížení, N Pevnostní třída				
		|5|	|6|	|8|	|10|	|12|
M5	0,8	7100	8500	11400	14200	17000
M6	1	10000	12000	16000	20000	24000
M7	1	14500	17300	23000	29000	34700
M8	1,25	18300	22000	29000	36500	43000
M10	1,5	29000	35000	46000	58000	69500
M12	1,75	42100	50500	67000	84000	100000
M14	2	57500	69000	92000	115000	138000
M16	2	78500	94000	136000	157000	188000
M18	2,5	96000	115000	154000	192000	230000
M20	2,5	122000	147000	196000	245000	294000
M22	2,5	151000	182000	242000	303000	364000
M24	3	176000	212000	282000	353000	423000
M27	3	230000	276000	367000	459000	550000
M30	3,5	280000	336000	448000	561000	673000
M33	3,5	347000	416000	555000	694000	833000
M36	4	408000	490000	653000	817000	980000
M39	4	488000	585000	780000	976000	1170000

Pro nové konstrukční návrhy důrazně doporučujeme používat matice s třídami pevnosti podle norem ISO místo odvolaných norem DIN!

2.2.5 Mechanické vlastnosti materiálů s vnitřním závitem z ocelí ve shodě se SAE J995

Třída	Materiál	Jmenovitá velikost (in.)	Zkušební zatížení (psi)	Tvrdost dle Rockwellovy stupnice		Identifikační znak pevnostní třídy
				Min.	Max.	
2	Uhlíková ocel	¼ - 1½	90 000*		C32	
			80 000**			
5	Uhlíková ocel	¼ - 4	120 000*		C32	
			109 000**			
		Přes 1 – 1½	105 000*		C32	
			940 00**			
8	Středně uhlíková legovaná ocel: kalená a popuštěná	¼ - ⅝	150 000	C24	C32	
		Přes ⅝ – 1		C26	C34	
		Přes 1 – 1½		C26	C36	
* UNC a 8UN **UNF, 12UN a jemnější						

2.2.6 Mechanické vlastnosti materiálů s vnitřním závitem z ocelí ve shodě s ASTM F594

Skupina nerezových slitin	Stav	Jmenovitý průměr (in.)	Zkušební zatížení (psi)	Tvrdost dle Rockwella	
				Min.	Max.
1 (304, 304L)	CW	¼ - ⅝	100 000	B95	C35
		¾ - 1½	85 000	B80	C35
2 (316, 316L)	CW	¼ - ⅝	100 000	B95	C35
		¾ - 1½	85 000	B80	C35
CW = Popuštěno a tvářeno za studena (větší velikosti mohou být tvářeny za tepla a popuštěny)					

2.3 Spojovací prvky z nerezové oceli odolné proti korozi

2.3.1 Oblast použití

Mechanické vlastnosti spojovacích prvků z nerezové oceli jsou definovány v normě ISO 3506:2009, částech 1 až 4:
Část 1: Svorníky, šrouby a závrtné šrouby
Část 2: Matice
Část 3: Stavěcí šrouby a podobné spojovací prvky, které nejsou namáhány v tahu
Část 4: Šrouby do plechu

Termín „nerezová“ ocel se používá pro širokou škálu materiálů, z nichž všechny obsahují nejméně 12 % chromu (Cr) a obvykle i jiné legující prvky, přičemž nejdůležitější jsou nikl (Ni) a molybden (Mo). V těchto ocelích se na povrchu vytváří oxid chromu, jenž je chrání před korozí. Při zvýšených teplotách má chrom tendenci vytvářet karbidy na místo oxidu.

Pro spojovací prvky je rozsáhlá škála nerezových ocelí rozdělena podle normy ISO 3506 do 3 materiálových skupin na základě jejich metalurgické struktury:

Austenitické (A) Martenzitické (C) Feritické (F)

Martenzitická a feritická skupina má pro komerční spojovací prvky omezený význam. Austenitická skupina materiálů – nazývaná též chromniklové oceli – je pro spojovací prvky nejvíce používaná a dělí se dále na 5 stupňů ocelí s různou odolností proti korozi a specifickou oblastí použití.

A1:
Automatová ocel s výbornými vlastnostmi pro obrábění díky vyššímu podílu fosforu a síry. V důsledku toho je však snížena odolnost proti korozi. Tato automatová nerezová ocel se pro hromadně vyráběné spojovací prvky používá jen omezeně.

A2:
Nejčastěji používaná nerezová ocel (pro hromadnou výrobu spojovacích prvků) – nazývaná také 18/8 (18% Cr, 8% Ni) – s vynikající odolností proti korozi za normálních atmosférických podmínek, ve vlhkém prostředí i při působení oxidačních a organických kyselin a mnoha alkalických roztoků.
Stupeň A2 však není vhodný pro použití v prostředí s neoxidačními kyselinami a činidly s obsahem chlóru, tj. v bazénech a v mořské vodě.

A3:
Je to stabilizovaná nerezová ocel s vlastnostmi A2. Díky prvkům Ti, Nb nebo Ta, které snižují vazbu uhlíku na chrom, je tento druh oceli zvláště vhodný pro použití při zvýšených teplotách. Pro hromadnou výrobu spojovacích prvků se používá poměrně zřídka.

A4:
Oceli stupně A4 jsou „oceli odolné proti kyselinám“ legované molybdenem (Mo), které poskytují zvýšenou odolnost proti korozi v agresivních prostředích, které se vyskytují v mořském klimatu (chloridy), průmyslové atmosféře (oxid siřičitý), kde jsou přítomné oxidační kyseliny a v prostředí, kde může docházet k bodové korozi. V agresivních prostředích, jako jsou aplikace na moři, prostředí s vysokým obsahem chlóru a podobně je nutno použít oceli s vyšším obsahem Cr, Ni a zejména Mo.

A5:
Jedná se o stabilizovanou nerezovou ocel s vlastnostmi A4. Díky prvkům Ti, Nb nebo Ta, které snižují vazbu uhlíku na chrom, je tento stupeň oceli obzvlášť vhodný pro použití při zvýšených teplotách. Pro hromadnou výrobu spojovacích prvků se používá poměrně zřídka.

2.3.2 Systém značení tříd pevnosti

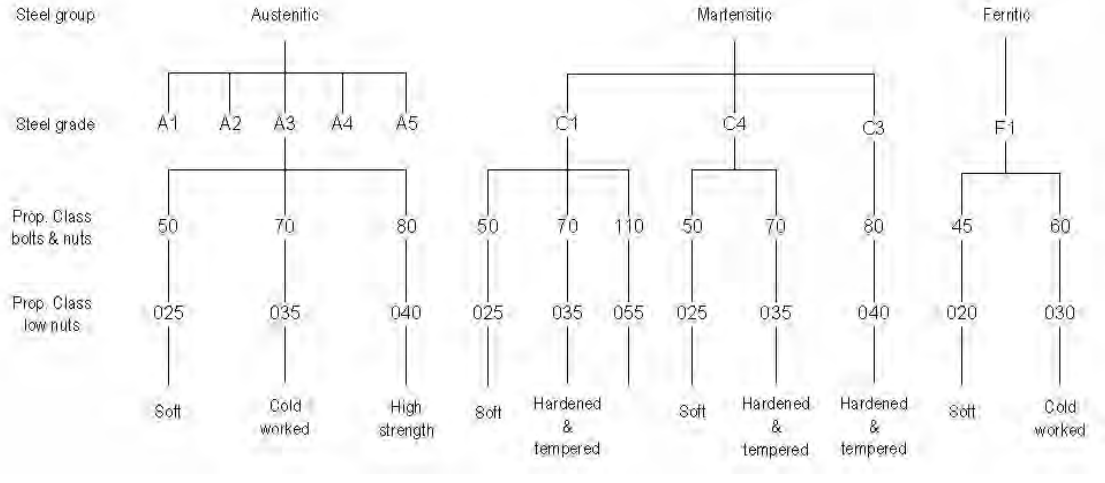

Označení třídy pevnosti znamená 1/10 napětí v tahu (šroub nebo svorník) nebo 1/10 mechanického napětí při zkušebním zatížení (proof load) pro matice. Je-li první číslice „0“, znamená to, že matice má sníženou zatížitelnost ve srovnání s normální maticí.

2.3.3 Značení spojovacích prvků z austenitické nerezové oceli

Šestihranné šrouby a matice a šrouby s hlavou s vnitřním vybráním velikosti M5 a větší a všechna balení by měla být označena identifikační značkou výrobce a jakostním stupněm oceli, za nímž následují dvě (nebo tři) číslice třídy pevnosti nebo jako alternativa pro obráběné matice rýhováním, viz příklady níže. Není-li třída pevnosti vyznačena, platí třída pevnosti 50 nebo 025. Nízkouhlíková austenitická ocel s obsahem uhlíku nepřesahujícím 0,03 % může být navíc označena písmenem „L“.

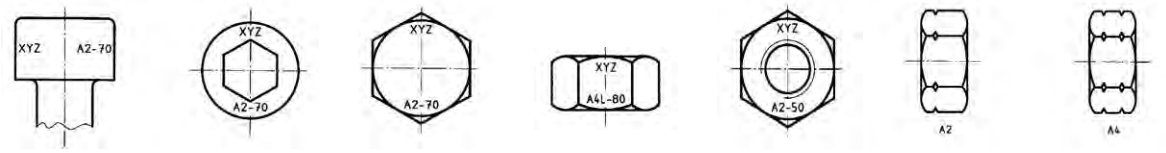

Značení závrtných šroubů a jiných spojovacích prvků je věcí dohody mezi objednavatelem a výrobcem.

2.3.4 Mechanické a jiné fyzikální vlastnosti spojovacích prvků z austenitické nerezové oceli

Mechanické vlastnosti šroubů, svorníků a matic z austenitické nerezové oceli:

Nerezová ocel		Třída pevnosti	Šrouby a svorníky			Matice typu 1
Skupina oceli	Jakostní stupeň oceli		Pevnost v tahu R_m 1) min. N/mm²	0,2% mez kluzu $R_{p0.2}$ 1) min. N/mm²	Prodloužení a přetrh A2) min. mm	Zatížení na mezi kluzu Sp min. N/mm²
Austenitická	A1, A2, A3, A4, A5	50	500	210	0,6d	500
		70	700	450	0,4d	700
		80	800	600	0,3d	800

1) Hodnoty jsou vypočteny na jmenovité nosné ploše (viz tabulky velikostí závitů)
2) Určeno podle normy ISO 3506-1 na délce skutečného šroubu, nikoli na připraveném zkušebním kusu.

Minimální mez torzní zkouškou v Nm pro šrouby a svorníky z austenitické nerezové oceli M1,6 až M16 (hrubý závit):

Jmenovitá velikost závitu	Třída pevnosti 50	Třída pevnosti 70	Třída pevnosti 80
M1.6	0.15	0.2	0.24
M2	0.3	0.4	0.48
M2.5	0.6	0.9	0.96
M3	1.1	1.6	1.76
M4	2.7	3.8	4.32
M5	5.5	7.8	8.8
M6	9.3	13	15
M8	23	32	37
M10	46	65	74
M12	80	110	130
M16	210	290	330

0,2% Zatížení na mezi kluzu (yield strength) (Rp0.2) austenitické nerezové oceli při zvýšených teplotách:

Jakostní stupeň oceli	+100°C	+200°C	+300°C	+400°C
A2, A3, A4, A5	85 [1]	80 [1]	75 [1]	70 [1]
[1] Tyto hodnoty jsou dány jako % hodnoty při pokojové teplotě. Hodnoty platí pouze pro spojovací prvky s určenou třídou pevnosti 70 a 80.				

Použití při nízkých teplotách:

Jakostní stupeň oceli	Dolní meze provozní teploty při kontinuálním provozu	
A2, A3	-200°C	
A4, A5	Šrouby a svorníky [1]	-60°C
	Závrtné šrouby	-200°C
[1] Ve spojení s legujícím prvkem Mo je stabilita austenitu snížena a přechodová teplota je posunuta k vyšším hodnotám, aplikuje-li se vysoký stupeň deformace v průběhu výroby spojovacího prvku.		

Magnetické vlastnosti:
Spojovací prvky z austenitické nerezové oceli jsou obecně nemagnetické. Při zpracování za studena se však mohou některé magnetické vlastnosti projevit. V tomto ohledu je A4 lepší než A2 a nejméně vhodná je A1. Některé aplikace, například použití pro elektrotechnické zařízení, námořní a jaderný průmysl, vyžadují hodnotu magnetické permeability co nejbližší 1,0. Spojovací prvky ze skladu nejsou pro tyto účely vhodné a je třeba se dohodnout na nemagnetizujících typech oceli.

3 Závit

3.1 Metrický (ISO) závit, hrubá řada – M

Základní profil a mezní profily

Silné čáry znamenají maximální profily materiálu. Maximální profil materiálu vnitřního závitu je základní profil.

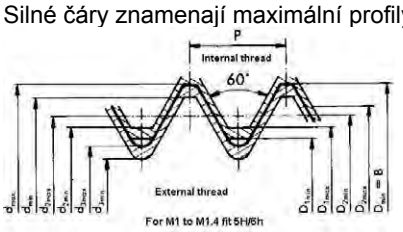

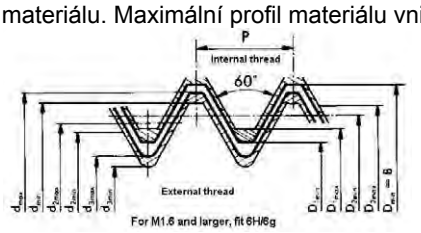

	Vnější závit	Vnitřní závit
B = základní vnější průměr	d = vnější průměr	D = vnější průměr
P = stoupání	d_3 = malý průměr	D_1 = malý průměr
	d_2 = roztečný průměr	D_2 = roztečný průměr

3.1.1 Mezní rozměry pro metrické závity, hrubá řada, fit 6H/6g

Tabulka uvedená níže je založena na normě ISO 965-1 (2013). Rozměry v mm.

Základní průměr[2]	Stoupání	Tolerance vnějšího závitu 6g[1] (šrouby a svorníky)						Tolerance vnitřního závitu 6H[1] (matice)				Průřez při nejmenším průměru	Nosná plocha
		Vnější průměr		Roztečný průměr		Malý průměr		Roztečný průměr		Malý průměr		$\frac{\pi}{4} d_3^2$	$\frac{\pi}{4}\left(\frac{d_2+d_3}{2}\right)^2$
$B = D_{min.}$	P	$d_{max.}$	$d_{min.}$	$d_{2max.}$	$d_{2min.}$	$d_{3max.}$	$d_{3min.}$	$D_{2min.}$	$D_{2max.}$	$D_{1min.}$	$D_{1max.}$	A_{d3} mm²	A_s mm²
1 [1]	0,25	1,000	0,933	0,838	0,785	0,693	0,630	0,838	0,894	0,729	0,785	0,337	0,460
1,1 [1]	0,25	1,100	1,033	0,938	0,885	0,793	0,730	0,938	0,994	0,829	0,885	0,494	0,588
1,2 [1]	0,25	1,200	1,133	1,038	0,985	0,893	0,830	1,038	1,094	0,929	0,985	0,626	0,732
1,4 [1]	0,3	1,400	1,325	1,205	1,149	1,032	0,964	1,205	1,265	1,075	1,142	0,837	0,983
1,6	0,35	1,581	1,496	1,354	1,291	1,152	1,075	1,373	1,458	1,221	1,321	1,075	1,27
1,8	0,35	1,781	1,696	1,554	1,491	1,352	1,275	1,573	1,658	1,421	1,521	1,474	1,70
2	0,4	1,981	1,886	1,721	1,654	1,490	1,407	1,740	1,830	1,567	1,679	1,788	2,07
2,2	0,45	2,180	2,080	1,888	1,817	1,628	1,540	1,908	2,003	1,713	1,838	2,133	2,48
2,5	0,45	2,480	2,380	2,188	2,117	1,928	1,840	2,208	2,303	2,013	2,138	2,980	3,39
3	0,5	2,980	2,874	2,655	2,580	2,367	2,273	2,675	2,775	2,459	2,599	4,475	5,03
3,5	0,6	3,479	3,354	3,089	3,004	2,743	2,635	3,110	3,222	2,850	3,010	6,000	6,78
4	0,7	3,978	3,838	3,523	3,433	3,119	3,002	3,545	3,663	3,242	3,422	7,749	8,78
4,5	0,75	4,478	4,338	3,991	3,901	3,558	3,439	4,013	4,131	3,688	3,878	10,07	11,3
5	0,8	4,976	4,826	4,456	4,361	3,995	3,869	4,480	4,605	4,134	4,334	12,69	14,2
6	1	5,974	5,794	5,324	5,212	4,747	4,596	5,350	5,500	4,917	5,153	17,89	20,1
7	1	6,974	6,794	6,324	6,212	5,747	5,596	6,350	6,500	5,917	6,153	26,18	28,9
8	1,25	7,972	7,760	7,160	7,042	6,438	6,272	7,188	7,348	6,647	6,912	32,84	36,6
9	1,25	8,972	8,760	8,160	8,042	7,438	7,272	8,188	8,348	7,647	7,912	43,78	48,1
10	1,5	9,968	9,732	8,994	8,862	8,128	7,938	9,026	9,206	8,376	8,676	52,3	58,0
11	1,5	10,968	10,732	9,994	9,862	9,128	8,938	10,026	10,206	9,376	9,676	65,9	72,3
12	1,75	11,966	11,701	10,829	10,679	9,819	9,602	10,863	11,063	10,106	10,441	76,2	84,3
14	2	13,962	13,682	12,663	12,503	11,508	11,271	12,701	12,913	11,835	12,210	104,7	115
16	2	15,962	15,682	14,663	14,503	13,508	13,271	14,701	14,913	13,835	14,210	144,1	157
18	2,5	17,958	17,623	16,334	16,164	14,891	14,625	16,376	16,600	15,294	15,744	175,1	193
20	2,5	19,958	19,623	18,334	18,164	16,891	16,625	18,376	18,600	17,294	17,744	225,2	245
22	2,5	21,958	21,623	20,334	20,164	18,891	18,625	20,376	20,600	19,294	19,744	281,5	303
24	3	23,952	23,577	22,003	21,803	20,271	19,955	22,051	22,316	20,752	21,252	324,3	353
27	3	26,952	26,577	25,003	24,803	23,271	22,955	25,051	25,316	23,752	24,252	427,1	459
30	3,5	29,947	29,522	27,674	27,462	25,653	25,306	27,727	28,007	26,211	26,711	519,0	561
33	3,5	32,947	32,522	30,674	30,462	28,653	28,306	30,727	31,007	29,211	29,711	647,2	694
36	4	35,940	35,465	33,342	33,118	31,033	30,655	33,402	33,702	31,670	32,270	759,3	817
39	4	38,940	38,465	36,342	36,118	34,033	33,655	36,402	36,702	34,670	35,270	913	976
42	4,5	41,937	41,437	39,014	38,778	36,416	36,007	39,077	39,392	37,129	37,799	1045	1121
45	4,5	44,937	44,437	42,014	41,778	39,416	39,007	42,077	42,392	40,129	40,799	1224	1306
48	5	47,929	47,399	44,681	44,431	41,795	41,352	44,752	45,087	42,587	43,297	1377	1473
52	5	51,929	51,399	48,681	48,431	45,795	45,352	48,752	49,087	46,587	47,297	1652	1758
56	5,5	55,925	55,365	52,353	52,088	49,177	48,700	52,428	52,783	50,046	50,796	1905	2030
60	5,5	59,925	59,365	56,353	56,088	53,177	52,700	56,428	56,783	54,046	54,796	2227	2362
64	6	63,920	63,320	60,023	59,743	56,559	56,048	60,103	60,478	57,505	58,305	2520	2676
68	6	67,920	67,320	64,023	63,743	60,559	60,048	64,103	64,478	61,505	62,305	2888	3055

[1] Hodnota pro základní průměry 1 až 1.4 mm odpovídá 5H/6h.
[2] Závit metrických šroubů je označován základním průměrem, před nímž předchází písmeno profilu M a následuje stupeň tolerance, např. 6, a položka tolerance, např. g. Příklad: M10–6g. Není-li označena třída tolerance, platí výše uvedené hodnoty. Pro základní průměry nad 68 mm. Viz metrický závit, jemná řada.

3.2 Metrický (ISO) závit, jemná řada – MF

Základní profil a mezní profily

Silné čáry znamenají maximální profily materiálu. Maximální profil materiálu vnitřního závitu je základní profil.

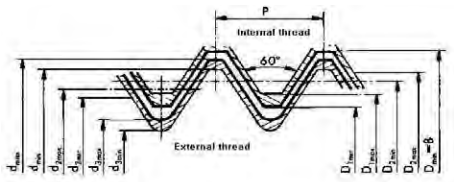

	Vnější závit	Vnitřní závit
	d = vnější průměr	D = vnější průměr
B = základní vnější průměr	d_3 = malý průměr	D_1 = malý průměr
P = stoupání	d_2 = roztečný průměr	D_2 = roztečný průměr

3.2.1 Mezní rozměry pro metrický závit, jemná řada, fit 6H/6g

Níže uvedená tabulka je založena na normě ISO 965-1 (2013). Rozměry v mm.

Základní průměr[2]	Stoupání	Tolerance vnějšího závitu 6g[1] (šrouby a svorníky)						Tolerance vnitřního závitu 6H[1] (matice)				Průřez s nejmenší plochou malý průměr	Nosná plocha
		Vnější průměr		Roztečný průměr		Malý průměr		Roztečný průměr		Malý průměr		$\frac{\pi}{4} d_3^2$	$\frac{\pi}{4}\left(\frac{d_2+d_3}{2}\right)^2$
$B = D_{min.}$	P	$d_{max.}$	$d_{min.}$	$d_{2max.}$	$d_{2min.}$	$d_{3max.}$	$d_{3min.}$	$D_{2min.}$	$D_{2max.}$	$D_{1min.}$	$D_{1max.}$	A_{d3} mm²	A_s mm²
6	0,75	5,978	5,838	5,491	5,391	5,058	4,929	5,513	5,645	5,188	5,378	20,27	22,0
8	1	7,974	7,794	7,324	7,212	6,747	6,596	7,350	7,500	6,917	7,153	36,03	39,2
10	1	9,974	9,794	9,324	9,212	8,747	8,596	9,350	9,500	8,917	9,153	60,45	64,5
10	1,25	9,972	9,760	9,160	9,042	8,438	8,272	9,188	9,348	8,647	8,912	56,29	61,2
12	1	11,974	11,794	11,324	11,206	10,747	10,590	11,350	11,510	10,917	11,153	91,15	96,1
12	1,25	11,972	11,760	11,160	11,028	10,438	10,258	11,188	11,368	10,647	10,912	86,03	92,1
12	1,5	11,968	11,732	10,994	10,854	10,128	9,930	11,026	11,216	10,376	10,676	81,07	88,1
14	1,5	13,968	13,732	12,994	12,854	12,128	11,930	13,026	13,216	12,376	12,676	116,1	125
16	1,5	15,968	15,732	14,994	14,854	14,128	13,930	15,026	15,216	14,376	14,676	157,5	167
18	1,5	17,968	17,732	16,994	16,854	16,128	15,930	17,026	17,216	16,376	16,676	205,1	216
18	2	17,962	17,682	16,663	16,503	15,508	15,271	16,701	16,913	15,835	16,210	189,8	204
20	1,5	19,968	19,732	18,994	18,854	18,128	17,930	19,026	19,216	18,376	18,676	259,0	272
20	2	19,962	19,682	18,663	18,503	17,508	17,271	18,701	18,913	17,835	18,210	241,8	258
22	1,5	21,968	21,732	20,994	20,854	20,128	19,930	21,026	21,216	20,376	20,676	319,2	333
22	2	21,962	21,682	20,663	20,503	19,508	19,271	20,701	20,913	19,835	20,210	300,1	318
24	1,5	23,968	23,732	22,994	22,844	22,128	21,920	23,026	23,226	22,376	22,676	385,7	401
24	2	23,962	23,682	22,663	22,493	21,508	21,261	22,701	22,925	21,835	22,210	364,6	384
27	1,5	26,968	26,732	25,994	25,844	25,128	24,920	26,026	26,226	25,376	25,676	497,2	514
27	2	26,962	26,682	25,663	25,493	24,508	24,261	25,701	25,925	24,835	25,210	473,2	496
30	1,5	29,968	29,732	28,994	28,844	28,128	27,920	29,026	29,226	28,376	28,676	622,8	642
30	2	29,962	29,682	28,663	28,493	27,508	27,261	28,701	28,925	27,835	28,210	596,0	621
33	1,5	32,968	32,732	31,994	31,844	31,128	30,920	32,026	32,226	31,376	31,676	762,6	784
33	2	32,962	32,682	31,663	31,493	30,508	30,261	31,701	31,925	30,835	31,210	732,8	761
36	1,5	35,968	35,732	34,994	34,844	34,128	33,920	35,026	35,226	34,376	34,676	916,5	940
36	3	35,952	35,682	34,003	33,803	32,271	31,955	34,051	34,316	32,752	33,252	820,4	865
39	1,5	38,968	38,732	37,994	37,844	37,128	36,920	38,026	38,226	37,376	37,676	1085	1110
39	3	38,952	38,577	37,003	36,803	35,271	34,955	37,051	37,316	35,752	36,252	979,7	1028
42	1,5	41,968	41,732	40,994	40,844	40,128	39,920	41,026	41,226	40,376	40,676	1267	1294
42	3	41,952	41,577	40,003	39,803	38,271	37,955	40,051	40,316	38,752	39,252	1153	1206
45	1,5	44,968	44,732	43,994	43,844	43,128	42,920	44,026	44,226	43,376	43,676	1463	1492
45	3	44,952	44,577	43,003	42,803	41,276	40,955	43,051	43,316	41,752	42,252	1341	1398
48	1,5	47,968	47,732	46,994	46,834	46,128	45,910	47,026	47,238	46,376	46,676	1674	1705
48	3	47,952	47,577	46,003	45,791	44,271	43,943	46,051	46,331	44,752	45,252	1543	1604
52	1,5	51,968	51,732	50,994	50,834	50,128	49,910	51,026	51,238	50,376	50,676	1976	2010
52	3	51,952	51,577	50,003	49,791	48,271	47,943	50,051	50,331	48,752	49,252	1834	1900
56	2	55,962	55,682	54,663	54,483	53,508	53,251	54,701	54,937	53,835	54,210	2252	2301
56	4	55,940	55,465	53,342	53,106	51,033	50,643	53,402	53,717	51,670	52,270	2050	2144
60	4	59,940	59,465	57,342	57,106	55,033	54,643	57,402	57,717	55,670	56,270	2384	2485
64	4	63,940	63,465	61,342	61,106	59,033	58,643	61,402	61,717	59,670	60,270	2743	2851
68	4	67,940	67,465	65,342	65,106	63,033	62,643	65,402	65,717	63,670	64,270	3127	3242
72	6	71,920	71,320	68,023	67,743	64,559	64,048	68,103	68,478	65,505	66,305	3287	3463
76	6	75,920	75,320	72,023	71,743	68,559	68,048	72,103	72,478	69,505	70,305	3700	3889
80	6	79,920	79,320	76,023	75,743	72,559	72,048	76,103	76,478	73,505	74,305	4144	4344
90	6	89,920	89,320	86,023	85,743	82,559	82,048	86,103	86,478	83,505	84,305	5364	5590
100	6	99,920	99,320	96,023	95,723	92,559	92,028	96,103	96,503	93,505	94,305	6740	7000
110	6	109,920	109,320	106,023	105,723	102,559	102,028	106,103	106,503	103,505	104,305	8273	8560

[1] Pro závity s povrchovou úpravou jsou maximální hodnoty d, d2 a d3 rovny hodnotám základního profilu. ($d_{2max.} = D_{2min.}$ a $d_{3max.} = D_{1min.}$)

[2] Metrické závity jemné řady jsou označovány základním průměrem, před nímž předchází písmeno M a za nímž následuje stoupání oddělené písmenem x a pak stupeň tolerance, např. 6, a položka tolerance, např. H. Příklad: M10x1,25-6H. Není-li uvedena žádná třída tolerance, platí fit 6H/6g.

3.3 Sjednocený (ISO) hrubý šroubový závit – UNC

Základní profil a mezní profily

Silné čáry značí maximální profily materiálu. Maximální profil materiálu vnitřního závitu je základním profilem.

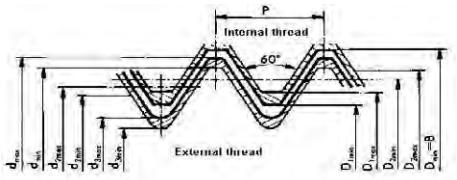

	Vnější závit	Vnitřní závit
B = jmenovitý průměr	d = velký průměr	D = velký průměr
P = stoupání	d_3 = malý průměr	D_1 = malý průměr
N = počet závitů na palec	d_2 = střední průměr	D_2 = střední průměr

3.3.1 Limitní rozměry sjednoceného hrubého závitu UNC, toleranční třídy 2A a 2B

Níže uvedená tabulka je založena na normě ISO 5864 (1993). Rozměry v mm.

Základní průměr	Počet závitů	Vnější závit tolerance 2A (šrouby)						Vnitřní závit tolerance 2B (matice)					Průřez malého průměru	Nosná plocha
		Velký průměr		Střední průměr		Malý průměr		Velký průměr	Střední průměr		Malý průměr		$\frac{\pi}{4} d_3^2$	$\frac{\pi}{4}\left(\frac{d_2+d_3}{2}\right)^2$
B palec	N	$d_{max.}$	$d_{min.}$	$d_{2max.}$	$d_{2min.}$	$d_{3max.}$	$d_{3min.}$	$D_{min.}$	$D_{2min.}$	$D_{2max.}$	$D_{1min.}$	$D_{1max.}$	A_{d3} mm²	A_s mm²
¼	20	6,322	6,117	5,496	5,403	4,765	4,580	6,350	5,525	5,646	4,979	5,257	17,4	20,5
5/16	18	7,907	7,687	6,990	6,889	6,174	5,972	7,938	7,021	7,155	6,401	6,731	29,3	33,8
⅜	16	9,491	9,254	8,460	8,349	7,543	9,318	9,525	8,494	8,638	7,798	8,153	43,7	50
7/16	14	11,076	10,816	9,898	9,779	8,851	8,603	11,113	9,934	10,088	9,144	9,550	60,2	68,6
½	13	12,661	12,386	11,391	11,265	10,264	9,998	12,700	11,430	11,595	10,592	11,023	81,1	91,5
9/16	12	14,246	13,958	12,872	12,741	11,650	11,367	14,288	12,914	13,086	11,989	12,446	105	117,4
⅝	11	15,834	15,528	14,335	14,197	13,002	12,698	15,875	14,377	14,559	13,386	13,868	130	146
¾	10	19,004	18,677	17,353	17,204	15,887	15,555	19,050	17,399	17,594	16,307	16,840	195	215
⅞	9	22,176	21,824	20,342	20,183	18,714	18,352	22,225	20,392	20,599	19,177	19,761	270	298
1.IN.	8	25,349	24,969	23,286	23,114	21,452	21,052	25,400	23,338	23,561	21,971	22,606	355	391
1⅛	7	28,519	28,103	26,162	25,980	24,066	23,623	28,575	26,218	26,456	24,638	25,349	447	492
1¼	7	31,694	31,278	29,337	29,150	27,241	26,792	31,750	29,393	29,636	27,813	28,524	574	625
1⅜	6	34,864	34,402	32,113	31,911	29,669	29,162	34,925	32,175	32,438	30,353	31,115	680	745
1½	6	38,039	37,577	35,288	35,083	32,844	32,335	38,100	35,350	35,615	33,528	34,290	835	906
1¾	5	44,381	43,861	41,081	40,856	38,148	37,557	44,450	41,151	41,445	38,964	39,827	1123	1226
2.IN.	4 1/2	50,726	50,168	47,061	46,820	43,802	43,155	50,800	47,135	47,449	44,679	45,593	1484	1613
2¼	4 1/2	57,076	56,518	53,411	53,165	50,152	49,500	57,150	53,485	53,804	51,029	51,943	1948	2097
2½	4	63,421	62,817	59,296	59,033	55,631	54,910	63,500	59,376	59,717	56,617	57,581	2400	2581
2¾	4	69,768	69,165	65,643	65,378	61,978	61,255	69,850	65,726	66,073	62,967	63,931	2981	3181
3.IN.	4	76,118	75,515	71,993	71,722	68,328	67,600	76,200	72,076	72,428	69,317	70,281	3626	3852

Sjednocený šroubový závit je označený jmenovitým průměrem, následuje - počet závitů na 1 palec (N), dále označení série UNC a toleranční třída. Např.: 3/8 – 16 UNC – 2A. Pokud schází specifikace tolerance, platí uložení 2A/2B.

Pro vnější závity s povrchovou úpravou, maximální hodnoty d, d_2 a d_3 se rovnají hodnotám základního profilu: ($d_{2max.} = D_{2min.}$ a $d_{3max.} = D_{1min.}$)

3.4 Sjednocený (ISO) jemný šroubový závit – UNF

Základní profil a mezní profily

Silné čáry značí maximální profily materiálu. Maximální profil materiálu vnitřního závitu je základním profilem.

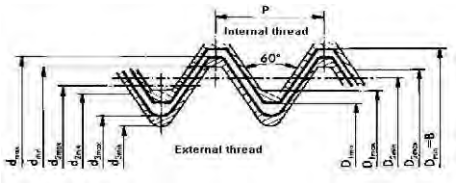

	Vnější závit	Vnitřní závit
B = jmenovitý průměr	d = velký průměr	D = velký průměr
P = stoupání	d_3 = malý průměr	D_1 = malý průměr
N = počet závitů na palec	d_2 = střední průměr	D_2 = střední průměr

3.4.1 Limitní rozměry sjednoceného jemného závitu UNF, toleranční třídy 2A a 2B

Níže uvedená tabulka je založena na normě ISO 5864 (1993). Rozměry v mm.

Základní průměr	Počet závitů	Vnější závit tolerance 2A (šrouby)						Vnitřní závit tolerance 2B (matice)					Průřez malého průměru	Nosná plocha
		Velký průměr		Střední průměr		Malý průměr		Velký průměr	Střední průměr		Malý průměr		$\frac{\pi}{4} d_3^2$	$\frac{\pi}{4}\left(\frac{d_2+d_3}{2}\right)^2$
B palec	N	$d_{max.}$	$d_{min.}$	$d_{2max.}$	$d_{2min.}$	$d_{3max.}$	$d_{3min.}$	$D_{min.}$	$D_{2min.}$	$D_{2max.}$	$D_{1min.}$	$D_{1max.}$	A_{d3} mm²	A_s mm²
¼	28	6,324	6,160	5,735	5,652	5,212	5,063	6,350	5,761	5,869	5,360	5,588	21,0	23,5
5/16	24	7,909	7,727	7,221	7,128	6,611	6,442	7,938	7,250	7,371	6,782	7,035	33,8	37,4
⅜	24	9,497	9,315	8,808	8,713	8,199	8,027	9,525	8,837	8,961	8,382	8,636	52,2	56,6
7/16	20	11,079	10,874	10,253	10,148	9,522	9,325	11,113	10,287	10,424	9,729	10,033	70,3	76,6
½	20	12,666	12,462	11,841	11,733	11,109	10,910	12,700	11,875	12,016	11,329	11,607	95,9	103
9/16	18	14,251	14,031	13,335	13,221	12,519	12,304	14,288	13,371	13,520	12,751	13,081	122	131
⅝	18	15,839	15,619	14,922	14,804	14,107	13,887	15,875	14,959	15,110	14,351	14,681	155	165
¾	16	19,011	18,774	17,980	17,854	17,063	16,823	19,050	18,019	18,183	17,323	17,678	226	241
⅞	14	22,184	21,923	21,005	20,869	19,959	19,693	22,225	21,047	21,224	20,270	20,675	310	328
1.IN.	12	25,354	25,065	23,980	23,831	22,758	22,457	25,400	24,026	24,218	23,114	23,571	403	428
1.IN.	14	25,357	25,095	24,178	24,036	23,123	25,400	24,220	24,407	23,444	23,825	–	420	439
1⅛	12	28,529	28,240	27,155	27,003	25,933	25,629	28,575	27,201	27,398	26,289	26,746	524	552
1¼	12	31,704	31,415	30,330	30,173	29,108	28,799	31,750	30,376	30,579	29,464	29,921	661	692
1⅜	12	34,879	34,588	33,502	33,343	32,280	31,969	34,925	33,551	33,759	32,639	33,096	813	848
1½	12	38,051	37,763	36,677	36,516	35,455	35,141	38,100	36,726	36,936	35,814	36,271	981	1020

Sjednocený šroubový závit je označený jmenovitým průměrem, následuje - počet závitů na 1 palec (N), dále označení série UNF a toleranční třída. Např.: 3/8 – 24 UNF – 2A. Pokud schází specifikace tolerance, platí uložení 2A/2B.

Pro vnější závity s povrchovou úpravou, maximální hodnoty d, d_2 a d_3 se rovnají hodnotám základního profilu: ($d_{2max.} = D_{2min.}$ a $d_{3max.} = D_{1min.}$)

3.5 Sjednocený (ISO) šroubový závit – 8UN

Základní profil a mezní profily

Silné čáry značí maximální profily materiálu. Maximální profil materiálu vnitřního závitu je základním profilem.

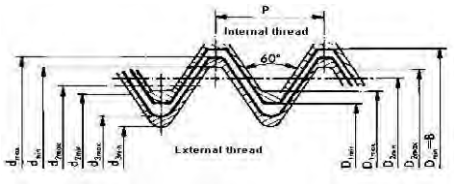

	Vnější závit	Vnitřní závit
B = jmenovitý průměr	d = velký průměr	D = velký průměr
P = stoupání	d_3 = malý průměr	D_1 = malý průměr
N = počet závitů na palec	d_2 = střední průměr	D_2 = střední průměr

3.5.1 Limitní rozměry sjednoceného závitu 8UN, toleranční třídy 2A a 2B

Níže uvedená tabulka je založena na normě ISO 5864 (1993). Rozměry v mm.

Základní průměr	Počet závitů	Vnější závit tolerance 2A (šrouby)					Vnitřní závit tolerance 2B (matice)					Průřez malého průměru	Nosná plocha
		Velký průměr		Střední průměr		Malý průměr	Velký průměr	Střední průměr		Malý průměr		$\frac{\pi}{4} d_3^2$	$\frac{\pi}{4}\left(\frac{d_2+d_3}{2}\right)^2$
B palec	N	$d_{max.}$	$d_{min.}$	$d_{2max.}$	$d_{2min.}$	nominal	$D_{min.}$	$D_{2min.}$	$D_{2max.}$	$D_{1min.}$	$D_{1max.}$	A_{d3} mm²	A_s mm²
1⅛	8	28,521	28,141	26,459	26,284	24,653	28,575	26,513	26,741	25,146	25,781	470	510
1¼	8	31,697	31,316	29,634	29,456	27,800	31,750	29,688	29,921	28,321	28,956	599	645
1⅜	8	34,869	34,488	32,807	32,624	30,973	34,925	32,863	33,099	31,496	32,131	745	795
1½	8	38,044	37,663	35,982	35,796	34,148	38,100	36,038	36,279	34,671	35,306	906	963
1⅝	8	41,219	40,838	39,157	38,969	37,323	41,275	39,213	39,459	37,846	38,481	1084	1148
1¾	8	44,392	44,011	43,329	42,139	40,495	44,450	42,388	42,636	41,021	41,656	1277	1342
1⅞	8	47,567	47,186	45,564	45,309	43,670	47,625	45,563	45,817	44,196	44,831	1484	1555
2.IN.	8	50,742	50,361	48,679	48,481	46,845	50,800	48,738	48,994	47,371	47,371	1710	1787

Sjednocený šroubový závit je označený jmenovitým průměrem, následuje - počet závitů na 1 palec (N), dále označení série 8UN a toleranční třída. Např.: 1.3/8 – 8UN – 2A. Pokud schází specifikace tolerance, platí uložení 2A/2B.

Pro vnější závity s povrchovou úpravou, maximální hodnoty d, d_2 a d_3 se rovnají hodnotám základního profilu: ($d_{2max.} = D_{2min.}$ a $d_{3max.} = D_{1min.}$)

3.6 Sjednocené číselné závity – UNC a UNF

Základní profil a mezní profily

Silné čáry značí maximální profily materiálu. Maximální profil materiálu vnitřního závitu je základním profilem.

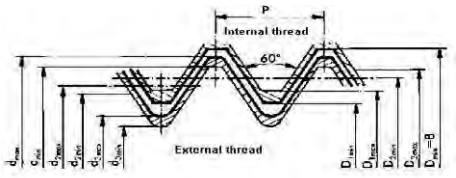

	Vnější závit	Vnitřní závit
B = jmenovitý průměr	d = velký průměr	D = velký průměr
P = stoupání	d_3 = malý průměr	D_1 = malý průměr
N = počet závitů na palec	d_2 = střední průměr	D_2 = střední průměr

3.6.1 Limitní rozměry sjednoceného závitu číselné řady UNC a UNF, toleranční třídy 2A a 2B

Níže uvedená tabulka je založena na normě ISO 5864 (1993). Rozměry v mm.

Označení	Základní průměr	Počet závitů	Vnější závit tolerance 2A (šrouby)					Vnitřní závit tolerance 2B (matice)			
			velký průměr		střední průměr		malý průměr	střední průměr		malý průměr	
	B	N	$d_{max.}$	$d_{min.}$	$d_{2max.}$	$d_{2min.}$	$d_{3max.}$	$D_{2min.}$	$D_{2max.}$	$D_{1min.}$	$D_{1max.}$
2-56 UNC	2,184	56	2,169	2,066	1,874	1,822	1,612	1,890	1,960	1,695	1,871
3-48 UNC	2,514	48	2,496	2,383	2,153	2,096	1,846	2,172	2,247	1,941	2,146
4–40 UNC	2,844	40	2,824	2,695	2,413	2,350	2,044	2,434	2,517	2,157	2,385
5–40 UNC	3,175	40	3,154	3,026	2,743	2,678	2,374	2,764	2,847	2,487	2,697
6–32 UNC	3,505	32	3,484	3,333	2,969	2,899	2,512	2,990	3,083	2,642	2,895
8–32 UNC	4,165	32	4,142	3,991	3,627	3,554	3,169	3,650	3,746	3,302	3,530
10–24 UNC	4,826	24	4,800	4,618	4,112	4,029	3,502	4,138	4,246	3,683	3,962
12–24 UNC	5,486	24	5,461	5,279	4,772	4,687	4,163	4,799	4,909	4,344	4,597
4–48 UNF	2,844	48	2,827	2,713	2,484	2,424	2,176	2,502	2,580	2,271	2,458
5–44 UNF	3,175	44	3,157	3,036	2,781	2,718	2,448	2,800	2,880	2,551	2,740
6–40 UNF	3,505	40	3,484	33,56	3,073	3,008	2,705	3,094	3,180	2,820	3,022
8–36 UNF	4,165	36	4,145	4,006	3,688	3,617	3,279	3,709	3,799	3,404	3,606
10–32 UNF	4,826	32	4,803	4,651	4,287	4,212	3,830	4,311	4,409	3,963	4,165
12–28 UNF	5,486	28	5,461	5,296	4,871	4,791	4,348	4,898	5,003	4,496	4,724

3.7 Jemné nebo hrubé závity?

3.7.1 Vysvětlení

Všeobecný trend u komerčních spojovacích prvků vykazuje postupný a znatelný posun oblíbenosti směrem k hrubým závitům. A to po právu, protože je stále méně důvodů opravňujících použití jemných závitů. I když se jemné závity ve speciálních případech používají (např. pro přesné nastavování nebo pro některé šrouby v motorech), tyto případy se vyskytují tak zřídka, že spojovací prvky s jemným závitem se stále více stávají speciálním výrobkem se všemi průvodními ekonomickými nevýhodami (vyšší cena, špatná dostupnost, zdvojení zásob).
Jemný závit byl vytvořen hlavně pro automobilový průmysl a příbuzné obory, kde je stále oblíbený.

Hlavní argumenty zastánců jemných závitů jsou:

- Vyšší statická nosnost v tahu díky větší nosné ploše závitu
- V důsledku menšího úhlu šroubovice poskytuje vyšší odolnost vůči uvolnění při působení vibrace
- Vyšší přesnost nastavování

V praxi však je většina konstrukcí zatěžována ne staticky, nýbrž dynamicky, takže kritériem je únavová pevnost. Hrubý závit vykazuje lepší únavovou odolnost, protože koncentrace napětí u kořene klesá s rostoucím stoupáním závitu. Argument lepší odolnosti proti uvolnění je nyní již neaktuální díky vývoji mechanických a chemických pojistných systémů nabízejících efektivnější řešení proti ztrátě předpětí, zejména jsou-li spojovací prostředky vystaveny dynamickým příčným silám.

Další výhody hrubého závitu jsou:

- Menší citlivost vůči poškození a obecně snazší a rychlejší montáž
- Možnost silnějších povlaků v důsledku větší vůle závitů
- Menší nebezpečí stržení závitů

Nejdůležitější klady a zápory jsou shrnuty v následující tabulce:

Funkční vlastnosti	Hrubý závit [1)]	Jemný závit
Statická pevnost	+	++
Dynamická (rázová) pevnost	+	-
Odolnost vůči uvolnění	-	+
Necitlivost vůči poškození	+	-
Tloušťka povlaku	+	-
Necitlivost vůči stržení	+	-
Snadná montáž	+	-
Nízká cena / dostupnost	+	-

[1)] Hrubý závit se doporučuje pro standardizované spojovací prvky ve všeobecných konstrukcích.

3.8 Metrické závity s třídou tolerance Sk6 pro závrtné šrouby DIN 939

Základní profil a mezní profily
Tučná čára znamená minimální profil materiálu.

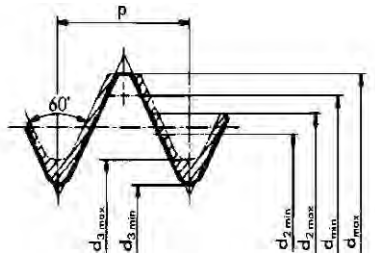

P = Stoupání
d = vnější průměr = základní velikost
d_2 = roztečný průměr
d_3 = malý průměr

Toleranční třída Sk6 se používá pro všeobecné aplikace, například vložený konec závrtného šroubu dle normy DIN 939 (spoje bez těsnicí funkce) a v kombinaci s vnitřním závitem, s jemnou toleranční třídou (4H, popřípadě 4H5H) dle normy DIN 13 části 14. Tyto toleranční třídy pro roztečný průměr mají ve skutečnosti co dělat s přechodným uložením, protože v mnoha případech se nedosáhne skutečného nehybného uložení.

Poznámka:
Bylo vyvinuto skutečné uložení s přesahem pro metrické závity (MFS), jehož se dosahuje použitím většího rozměru vnějšího průměru. Tolerance najdete v normě DIN 8141 část 1 a příslušné velikosti závitů v DIN 8141 část 2. Tyto normy však platí jen pro aplikace se slitinami hliníku pro velikosti M5 až M16. Další vývoj bude záviset na získaných zkušenostech.

3.8.1 Mezní rozměry metrických závitů s toleranční třídou Sk6

Níže uvedená tabulka je založena na normě DIN 13-51 (2013). Rozměry v mm.

Základní průměr	Stoupání	Vnější závit (závrtné šrouby)					
		vnější průměr		roztečný průměr		malý průměr	
d	P	$d_{max.}$	$d_{min.}$	$d_{2max.}$	$d_{2min.}$	$d_{3max.}$	$d_{3min.}$
6	1	6	5,776	5,406	5,335	4,773	4,663
(7) [1]	1	7	6,776	6,406	6,335	5,773	5,633
8	1,25	8	7,750	7,244	7,173	6,466	6,343
(9) [1]	1,25	9	8,750	8,244	8,173	7,466	7,343
10	1,5	10	9,720	9,082	9,011	8,160	8,017
(11) [1]	1,5	11	10,720	10,082	10,011	9,160	9,017
12	1,75	12	11,600	10,943	10,843	9,853	9,691
14	2	14	13,525	12,781	12,681	11,546	11,369
16	2	16	15,525	14,781	14,681	13,546	13,369
18	2,5	18	17,470	16,456	16,356	14,933	14,731
20	2,5	20	19,470	18,456	18,356	16,933	16,731
22	2,5	22	21,470	20,456	20,356	18,933	18,731
24	3	24	23,400	22,131	22,031	20,319	20,078

[1] Doporučeno nepoužívat

Označení závitu např. M12 Sk6

3.9 Závit šroubu do plechu

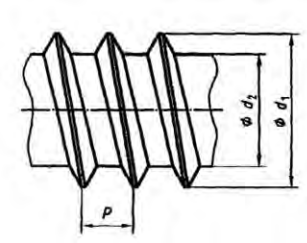

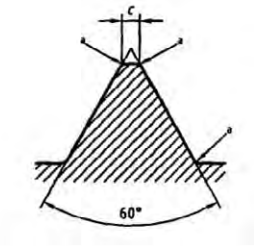

Hrany (a) mají malý rádius

3.9.1 Mezní rozměry závitu šroubu do plechu

Níže uvedení tabulka je založena na normě ISO 1478 (1999). Rozměry v mm.

Základní průměr	Č.	Stoupání	Vnější průměr		Malý průměr		Průměr plochého konce		Vrcholové zploštění	Délka zkosení hrotu y_{max}		
		P~	$d_{1max.}$	$d_{1min.}$	$d_{2max.}$	$d_{2min.}$	$d_{3max.}$	$d_{3min.}$	$c_{max.}$	Typ C	Typ F	Typ R
ST 2,2	2	0,8	2,24	2,1	1,63	1,52	1,47	1,37	0,1	2	1,6	--
ST 2,6	3	0,9	2,57	2,43	1,9	1,8	1,73	1,6	0,1	2,3	1,8	--
ST 2,9	4	1,1	2,9	2,76	2,18	2,08	2,01	1,88	0,1	2,6	2,1	--
ST 3,3	5	1,3	3,3	3,12	2,39	2,29	2,21	2,08	0,1	3	2,5	--
ST 3,5	6	1,3	3,53	3,35	2,64	2,51	2,41	2,26	0,1	3,2	2,5	2,7
ST 3,9	7	1,4	3,91	3,73	2,92	2,77	2,67	2,51	0,1	3,5	2,7	3
ST 4,2	8	1,4	4,22	4,04	3,10	2,95	2,84	2,69	0,1	3,7	2,8	3,2
ST 4,8	10	1,6	4,8	4,62	3,58	3,43	3,3	3,12	0,15	4,3	3,2	3,6
ST 5,5	12	1,8	5,46	5,28	4,17	3,99	3,86	3,68	0,15	5	3,6	4,3
ST 6,3	14	1,8	6,25	6,03	4,88	4,7	4,55	4,34	0,15	6	3,6	5
ST 8	16	2,1	8	7,78	6,2	5,99	5,84	5,64	0,15	7,5	4,2	6,3

3.9.2 Konce závitů šroubů do plechu

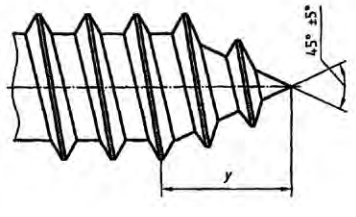

Typ C (kužel)

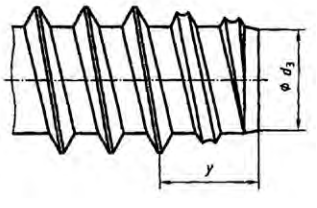

Typ F (plochý)

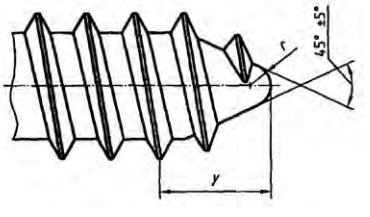

Typ R (zaoblený)

3.10 Metrický kuželový vnější závit – DIN 158-1

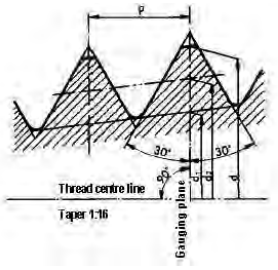

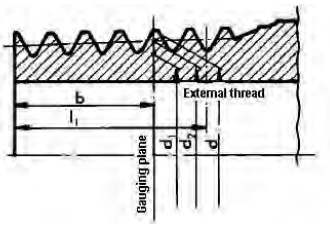

Metrický kuželový závit je určen k použití pro těsné plynové nebo kapalinové spoje, například uzávěry trubek (norma DIN 906), mazací hlavice atd. Až do M26 včetně není pro oleje, jiné kapaliny a plyny nutné žádný těsnicí prvek, pro velikosti nad M26 je doporučený těsnicí prvek na závit. Kuželový vnější závit se obvykle kombinuje s paralelními interními závity dle normy DIN 158. Metrický kuželový vnější závit je označen základním průměrem, jemuž předchází profilové písmeno M a za nímž následuje stoupání oddělené symbolem „x“. Např. M 20x1.5.

3.10.1 Mezní rozměry kuželového vnějšího závitu, krátký typ

Níže uvedená tabulka je založena na normě DIN 158-1 (1997). Rozměry v mm.

Základní průměr x P	Vnější průměr		Roztečný průměr		Malý průměr		Měřená délka	Užitečná délka závitu
	$d_{max.}$	$d_{min.}$	$d_{2max.}$	$d_{2min.}$	$d_{1max.}$	$d_{1min.}$	b	l_1
M 8x1	8,093	8,033	7,443	7,383	6,866	6,806	3	4
M 10x1	10,093	10,033	9,443	9,383	8,866	8,806	3	4
M 12x1,5	12,235	12,141	11,261	11,167	10,395	10,301	5,5	7,5
M 14x1,5	14,235	14,141	13,261	13,167	12,395	12,301	5,5	7,5
M 16x1,5	16,235	16,141	15,261	15,167	14,395	14,301	5,5	7,5
M 18x1,5	18,235	18,141	17,261	17,167	16,395	16,301	5,5	7,5
M 20x1,5	20,235	20,141	19,261	19,167	18,395	18,301	5,5	7,5
M 22x1,5	22,235	22,141	21,261	21,167	20,395	20,301	5,5	7,5
M 24x1,5	24,235	24,141	23,261	23,167	22,395	22,301	5,5	7,5
M 30x1,5	30,235	30,141	29,261	29,167	28,395	28,301	5,5	7,5
M 36x1,5	36,282	36,141	35,308	35,182	34,442	34,316	6,9	9
M 42x1,5	42,282	42,156	41,308	41,182	40,442	40,316	6,9	9

3.11 Whitworthův kuželový trubkový závit R – DIN 3858

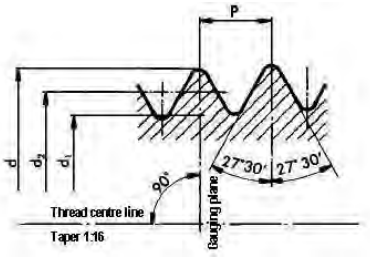

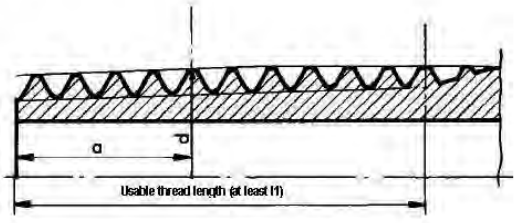

3.11.1 Jmenovité velikosti pro kuželový závit s tolerancí 2, krátký typ a

Níže uvedená tabulka je založena na normě DIN 3858 (2005). Rozměry v mm.

Označení	Počet závitů N	Stoupání P	Vnější závit				
			Vnější průměr	Roztečný průměr d_2	Malý průměr d_1	Měřená délka a	Užitečná délka závitu l_1
R⅛	28	0,907	9,728	9,147	8,566	3	5,5
R¼	19	1,337	13,157	12,301	11,445	4,5	8,2
R⅜	19	1,337	16,662	15,806	14,950	4,5	8,2
R½	14	1,814	20,955	19,793	18,631	5	10,0
R¾	14	1,814	26,441	25,279	24,117	6	11,0
R1	11	2,309	33,249	31,770	30,291	7	13,4
R1¼	11	2,309	41,910	40,431	38,952	7,5	13,9
R1½	11	2,309	47,803	46,324	44,845	7,5	13,9

Whitworthův kuželový vnější trubkový závit je označován písmenem profilu R následován základním průměrem v palcích, např.: R1/8.

3.12 Paralelní trubkový závit G – ISO 228-1

Tučná čára je základní profil.

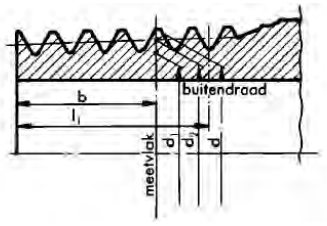

P = stoupání

N = počet závitů na palec

Vnější závit	Vnitřní závit
d = vnější průměr	D = vnější průměr
d_1 = malý průměr	D_1 = malý průměr
d_2 = roztečný průměr	D_2 = roztečný průměr

Whitworthův paralelní trubkový závit - G je určen k použití pro tlakotěsné spoje armatur, ventilů, kohoutků, atd., kde těsnění není provedeno na závitu. Tento závit je označován profilovým písmenem G následovaným základním průměrem v palcích a pro vnější závity následovaným velkým písmenem toleranční třídy A nebo B. Např. pro vnější závit G1/2A a pro vnitřní závit G1/2.

3.12.1 Mezní rozměry paralelního trubkového závitu - G

Níže uvedená tabulka je založena na normě ISO 228-1 (2000). Rozměry v mm.

Vnější závit, toleranční třída A							Vnitřní závit						
Ozna-čení	Počet závitů	Vnější průměr		Roztečný průměr		Malý průměr	Ozna-čení	Počet závitů	Vnější průměr	Roztečný průměr		Malý průměr	
	N	$d_{max.}$	$d_{min.}$	$d_{2max.}$	$d_{2min.}$	$d_{1nom.}$		N	D_{Basic}	$D_{2max.}$	$D_{2min.}$	$D_{1max.}$	$D_{1min.}$
G1/8A	28	9,728	9,514	9,147	9,040	8,566	G1/8	28	9,728	9,254	9,147	8,848	8,566
G1/4A	19	13,157	12,907	12,301	12,176	11,445	G1/4	19	13,157	12,426	12,301	11,890	11,445
G3/8A	19	16,662	16,412	15,806	15,681	14,950	G3/8	19	16,662	15,931	15,806	15,395	14,950
G1/2A	14	20,955	20,671	19,793	19,651	18,631	G1/2	14	20,995	19,935	19,793	19,172	18,631
G5/8A	14	22,911	22,627	21,749	21,607	20,587	G5/8	14	22,911	21,891	21,749	21,128	20,587
G3/4A	14	26,441	26,157	25,279	25,137	24,117	G3/4	14	26,441	25,421	25,279	24,658	24,117
G7/8A	14	30,201	29,917	29,039	28,897	27,877	G7/8	14	30,201	29,181	29,039	29,418	27,877
G1A	11	33,249	32,889	31,770	31,590	30,291	G1	11	33,249	31,950	31,770	30,931	30,291
G1 1/8A	11	37,897	37,537	36,418	36,238	34,939	G1 1/8	11	37,897	36,598	36,418	35,579	34,939
G1 1/4A	11	41,910	41,550	40,431	40,251	38,952	G1 1/4	11	41,910	40,611	40,431	39,592	38,952
G1 1/2A	11	47,803	47,443	46,324	46,144	44,845	G1 1/2	11	47,803	46,504	46,324	45,485	44,845

4 Základní normy

4.1 Vrtací tolerance pro šrouby do plechu

4.1.1 Pokyny k použití

Základní charakteristikou závitu šroubu do plechu je schopnost beztřískově tvarovat vnitřní závit v díře pro závit (jádrové díře) v materiálech, které se mají spojit. Tyto údaje díry pro závit, které jsou teoreticky vypočítány a založeny na skutečných zkouškách, platí pro spojovací prvky se závitem do plechu popsané v normě ISO 1478 a jen pro použití v kovech s pevnostmi v tahu uvedenými v tabulkách. Neplatí pro použití v plastech, pro které bylo vyvinuto několik modifikovaných závitů do plechu. Neplatí také pro použití v nerezové oceli. Není možné poskytnout obecná doporučení a rozhodnutí musí být prováděno případ od případu na základě podmínek, za kterých jsou takové spoje možné. To platí i pro šrouby do plechu z ušlechtilé oceli.
Ochranné povlaky mají takový vliv na koeficienty tření při zavrtávání šroubů, řezání závitů, že je nutné přizpůsobit velikost díry pro závit (jádrové díry).
U tloušťky plechu do 2 mm se díry obvykle razí, ne vrtají. V důsledku ztužení stěny otvoru tvářením za studena musí být otvory zhotoveny o 0,1 až 0,3 mm větší, v závislosti na materiálu a tloušťce plechu. Zajistěte, aby šroub byl vkládán ve směru ražení a ne z druhé strany.

- Nejčastěji se používají šrouby do plechu s hrotem typu C a R (viz předchozí kapitolu), zejména u několika plechů, kde vodicí hrot umožňuje slícování otvorů.
- Šrouby do plechu s hrotem typu F (viz předchozí kapitolu) se nejčastěji používají v případech, kdy pronikající ostré hroty by mohly způsobovat problémy, například zranění.

4.1.2 Možnosti použití

Tloušťka plechu nesmí být menší než stoupání závitu.

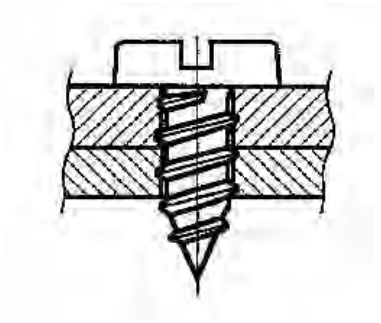	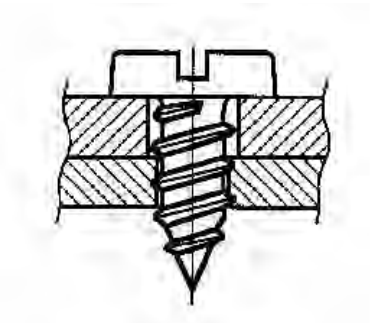
Oba plechy jsou vrtány nebo děrovány s průměrem otvoru pro závit d_b	Pouze dolní plech je vyvrtán nebo proděrován s průměrem otvoru pro závit d_b, horní má díru s vůlí o průměru d_D

Thinner sheet thicknesses

	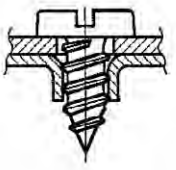	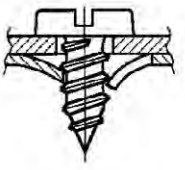	
Otvor pro závit proražen	Otvor pro závit protlačen	Spoj s lisovanou dírou (nutný speciální nástroj)	Spoj maticí do plechu s otvory s vůlí

4.1.3 Doporučený postup pro průměry otvorů pro závity do plechu d_b[1]

Níže uvedené tabulky jsou založeny na normě DIN 7975 (1989). Rozměry v mm.

Průměry děr pro závit do plechu ST2,2										Průměry děr pro závit do plechu ST2,9									
Tloušťka plechu[2]	Pevnost v tahu R_m v N/mm²									Tloušťka plechu[2]	Pevnost v tahu R_m v N/mm²								
	100	150	200	250	300	350	400	450	500		100	150	200	250	300	350	400	450	500
0,8	1,7	1,7	1,7	1,7	1,7	1,7	1,7	1,7	1,7	1,1	2,2	2,2	2,2	2,2	2,2	2,2	2,2	2,2	2,3
0,9	1,7	1,7	1,7	1,7	1,7	1,7	1,7	1,7	1,7	1,2	2,2	2,2	2,2	2,2	2,2	2,2	2,2	2,2	2,3
1,0	1,7	1,7	1,7	1,7	1,7	1,7	1,7	1,7	1,8	1,3	2,2	2,2	2,2	2,2	2,2	2,2	2,2	2,3	2,3
1,1	1,7	1,7	1,7	1,7	1,7	1,7	1,7	1,8	1,8	1,4	2,2	2,2	2,2	2,2	2,2	2,2	2,3	2,3	2,4
1,2	1,7	1,7	1,7	1,7	1,7	1,7	1,8	1,8	1,8	1,5	2,2	2,2	2,2	2,2	2,2	2,3	2,3	2,4	2,4
1,3	1,7	1,7	1,7	1,7	1,7	1,8	1,8	1,8	1,8	1,6	2,2	2,2	2,2	2,2	2,3	2,3	2,4	2,4	2,4
1,4	1,7	1,7	1,7	1,7	1,7	1,8	1,8	1,8	1,9	1,7	2,2	2,2	2,2	2,2	2,3	2,4	2,4	2,4	2,4
1,5	1,7	1,7	1,7	1,7	1,8	1,8	1,8	1,9	1,9	1,8	2,2	2,2	2,2	2,3	2,3	2,4	2,4	2,4	2,5
1,6	1,7	1,7	1,7	1,8	1,8	1,8	1,9	1,9	1,9	1,9	2,2	2,2	2,2	2,3	2,4	2,4	2,4	2,5	2,5
1,7	1,7	1,7	1,7	1,8	1,8	1,9	1,9	1,9	1,9	2,0	2,2	2,2	2,3	2,3	2,4	2,4	2,5	2,5	2,5
1,8	1,7	1,7	1,8	1,8	1,8	1,9	1,9	1,9	1,9	2,2	2,2	2,2	2,3	2,4	2,4	2,5	2,5	2,5	2,5

Průměry děr pro závit do plechu ST3,5										Průměry děr pro závit do plechu ST3,9									
Tloušťka plechu[2]	Pevnost v tahu R_m v N/mm²									Tloušťka plechu[2]	Pevnost v tahu R_m v N/mm²								
	100	150	200	250	300	350	400	450	500		100	150	200	250	300	350	400	450	500
1,3	2,6	2,6	2,6	2,6	2,6	2,6	2,7	2,7	2,8	1,3	2,9	2,9	2,9	2,9	2,9	2,9	3,0	3,0	3,1
1,4	2,7	2,7	2,7	2,7	2,7	2,7	2,7	2,8	2,8	1,4	2,9	2,9	2,9	2,9	2,9	3,0	3,1	3,1	3,1
1,5	2,7	2,7	2,7	2,7	2,7	2,7	2,8	2,8	2,9	1,5	3,0	3,0	3,0	3,0	3,0	3,0	3,1	3,1	3,2
1,6	2,7	2,7	2,7	2,7	2,7	2,7	2,8	2,9	2,9	1,6	3,0	3,0	3,0	3,0	3,0	3,1	3,1	3,2	3,2
1,7	2,7	2,7	2,7	2,7	2,7	2,8	2,8	2,9	2,9	1,7	3,0	3,0	3,0	3,0	3,1	3,1	3,2	3,2	3,3
1,8	2,7	2,7	2,7	2,7	2,8	2,8	2,9	2,9	2,9	1,8	3,0	3,0	3,0	3,0	3,1	3,2	3,2	3,3	3,3
1,9	2,7	2,7	2,7	2,7	2,8	2,9	2,9	2,9	3,0	1,9	3,0	3,0	3,0	3,1	3,2	3,2	3,3	3,3	3,3
2,0	2,7	2,7	2,7	2,8	2,9	2,9	2,9	3,0	3,0	2,0	3,0	3,0	3,0	3,1	3,2	3,2	3,3	3,3	3,3
2,2	2,7	2,7	2,8	2,8	2,9	3,0	3,0	3,0	3,0	2,2	3,0	3,0	3,1	3,2	3,2	3,3	3,3	3,3	3,4
2,5	2,7	2,7	2,9	2,9	3,0	3,0	3,0	3,1	3,1	2,5	3,0	3,0	3,2	3,3	3,3	3,3	3,4	3,4	3,4
2,8	2,7	2,8	2,9	3,0	3,0	3,0	3,1	3,1	3,1	2,8	3,0	3,2	3,3	3,3	3,4	3,4	3,4	3,4	3,4
										3,0	3,0	3,2	3,3	3,3	3,4	3,4	3,4	3,4	3,5

Průměry děr pro závit do plechu ST4,2										Průměry děr pro závit do plechu ST4,8									
Tloušťka plechu[2]	Pevnost v tahu R_m v N/mm²									Tloušťka plechu[2]	Pevnost v tahu R_m v N/mm²								
	100	150	200	250	300	350	400	450	500		100	150	200	250	300	350	400	450	500
1,4	3,1	3,1	3,1	3,1	3,1	3,1	3,2	3,3	3,4	1,6	3,6	3,6	3,6	3,6	3,6	3,7	3,8	3,9	3,9
1,5	3,2	3,2	3,2	3,2	3,2	3,2	3,2	3,3	3,4	1,7	3,6	3,6	3,6	3,6	3,7	3,8	3,9	3,9	4,0
1,6	3,2	3,2	3,2	3,2	3,2	3,2	3,3	3,4	3,4	1,8	3,6	3,6	3,6	3,6	3,8	3,8	3,9	4,0	4,0
1,7	3,2	3,2	3,2	3,2	3,2	3,3	3,3	3,4	3,4	1,9	3,6	3,6	3,6	3,7	3,8	3,9	3,9	4,0	4,0
1,8	3,2	3,2	3,2	3,2	3,3	3,3	3,4	3,4	3,5	2,0	3,6	3,6	3,6	3,8	3,9	3,9	4,0	4,0	4,1
1,9	3,2	3,2	3,2	3,2	3,3	3,4	3,4	3,4	3,5	2,2	3,6	3,6	3,7	3,9	3,9	4,0	4,0	4,1	4,1
2,0	3,2	3,2	3,2	3,3	3,4	3,4	3,5	3,5	3,5	2,5	3,6	3,7	3,9	4,0	4,0	4,1	4,1	4,1	4,2
2,2	3,2	3,2	3,2	3,3	3,4	3,5	3,5	3,5	3,6	2,8	3,6	3,8	4,0	4,0	4,1	4,1	4,2	4,2	4,2
2,5	3,2	3,2	3,4	3,4	3,5	3,5	3,6	3,6	3,6	3,0	3,7	3,9	4,0	4,1	4,1	4,2	4,2	4,2	4,2
2,8	3,2	3,3	3,4	3,5	3,6	3,6	3,6	3,6	3,6	3,5	3,8	4,0	4,1	4,2	4,2	4,2	4,2	4,2	4,3
3,0	3,2	3,4	3,5	3,5	3,6	3,6	3,6	3,6	3,7	4,0	4,0	4,1	4,2	4,2	4,2	4,2	4,3	4,3	4,3
3,5	3,3	3,5	3,6	3,6	3,6	3,7	3,7	3,7	3,7										

Průměry děr pro závit do plechu ST5,5										Průměry děr pro závit do plechu ST6,3									
Tloušťka plechu [2]	Pevnost v tahu R_m v N/mm²									Tloušťka plechu [2]	Pevnost v tahu R_m v N/mm²								
	100	150	200	250	300	350	400	450	500		100	150	200	250	300	350	400	450	500
1,8	4,2	4,2	4,2	4,2	4,3	4,4	4,5	4,6	4,6	1,8	4,9	4,9	4,9	4,9	5,0	5,2	5,3	5,3	5,4
1,9	4,2	4,2	4,2	4,2	4,4	4,5	4,6	4,6	4,7	1,9	4,9	4,9	4,9	5,0	5,1	5,2	5,3	5,4	5,4
2,0	4,2	4,2	4,2	4,3	4,4	4,5	4,6	4,6	4,7	2,0	4,9	4,9	4,9	5,1	5,2	5,3	5,4	5,4	5,5
2,2	4,2	4,2	4,3	4,4	4,5	4,6	4,7	4,7	4,8	2,2	4,9	4,9	5,0	5,2	5,3	5,4	5,5	5,5	5,6
2,5	4,2	4,2	4,4	4,6	4,7	4,7	4,8	4,8	4,8	2,5	4,9	5,0	5,2	5,4	5,4	5,5	5,6	5,6	5,6
2,8	4,2	4,4	4,6	4,7	4,7	4,8	4,8	4,8	4,9	2,8	4,9	5,2	5,3	5,5	5,5	5,6	5,6	5,7	5,7
3,0	4,2	4,5	4,6	4,7	4,8	4,8	4,8	4,9	4,9	3,0	4,9	5,3	5,4	5,5	5,6	5,6	5,7	5,7	5,7
3,5	4,4	4,6	4,7	4,8	4,8	4,9	4,9	4,9	4,9	3,5	5,2	5,4	5,5	5,6	5,7	5,7	5,7	5,7	5,8
4,0	4,6	4,7	4,8	4,9	4,9	4,9	4,9	4,9	5,0	4,0	5,3	5,5	5,6	5,7	5,7	5,7	5,8	5,8	5,8
4,5	4,7	4,8	4,9	4,9	4,9	4,9	5,0	5,0	5,0	4,5	5,5	5,6	5,7	5,7	5,8	5,8	5,8	5,8	5,8
										5,0	5,5	5,7	5,7	5,8	5,8	5,8	5,8	5,8	5,8

Průměry děr pro závit do plechu ST8									
Tloušťka plechu [2]	Napětí v tahu R_m v N/mm²								
	100	150	200	250	300	350	400	450	500
2,1	6,3	6,3	6,3	6,3	6,5	6,6	6,7	6,8	6,9
2,2	6,3	6,3	6,3	6,5	6,6	6,8	6,8	6,9	7,0
2,5	6,3	6,3	6,5	6,7	6,8	6,9	7,0	7,0	7,1
2,8	6,3	6,4	6,7	6,8	6,9	7,0	7,1	7,1	7,2
3,0	6,3	6,5	6,8	6,9	7,0	7,1	7,1	7,2	7,2
3,5	6,4	6,8	7,0	7,1	7,1	7,2	7,2	7,3	7,3
4,0	6,7	6,9	7,1	7,2	7,2	7,3	7,3	7,3	7,3
4,5	6,8	7,1	7,2	7,2	7,3	7,3	7,3	7,3	7,4
5,0	7,0	7,1	7,2	7,3	7,3	7,3	7,4	7,4	7,4
5,5	7,1	7,2	7,3	7,3	7,3	7,4	7,4	7,4	7,4
6,0	7,1	7,2	7,3	7,3	7,4	7,4	7,4	7,4	7,4
6,5	7,2	7,3	7,3	7,4	7,4	7,4	7,4	7,4	7,4

[1] Tyto hodnoty průměru díry pro závit platí pro jednoduché spoje pomocí šroubů do plechu s dírou s vůlí v horním plechu a vrtanou dírou v dolním plechu a pro nepotahované šrouby do plechu.

[2] Minimální tloušťka plechu byla zvolena tak, aby šroubovací moment nepřekročil 50 % minimálního momentu zlomení podle ISO 2702. Tato horní mez je rovna asi 0,8 jmenovitého průměru šroubu, např. ST4,2 lze použít do plechu, který má tloušťku nejvýše 0,8 x 4,2 = 3,5 mm.

Doporučený postup pro stanovení průměru díry s vůlí.

Minimální průměr děr s vůlí je možno vypočítat podle vzorce:

$$d_D = d_1 + 1/3(d_1 - d_b) \text{ mm}$$

kde: d_D = průměr díry s vůlí
d_1 = jmenovitý průměr závitu do plechu
d_b = průměr díry pro závit

Příklad:
Minimální průměr díry s vůlí pro šroub do plechu se závitem ST6,3 v materiálu o tloušťce 4 mm a pevností v tahu 350 N/mm² bude d_D = 6,3 + 1/3(6,3-5,7) = 6,5 mm.

4.2 Díry pro závity závitotvorných šroubů v kovech (Taptite 2000)

4.2.1 Doporučení pro vrtané a děrované otvory v materiálech s tvrdostí do 150 HB, 500 N/mm²

Průměry děr pro závity (přednostní zóna je vyznačená barevně) v níže uvedené tabulce jsou určeny experimentálně výrobci a uživateli, v závislosti na různých typech materiálu, tloušťce materiálu nebo hloubce zašroubování. Tyto hodnoty jsou pouze **orientační.**
Výrobní procesy (např. děrování), které způsobují vytvrzení stěny díry, vyžadují poněkud větší průměr. To může platit i pro lité díry (tvrdší licí škála).
Doporučená toleranční třída děr pro závity: H11.

Zejména pro účely hromadné výroby se doporučuje provádět zkoušky za účelem dosažení optimálního výsledku s ohledem na kombinaci mechanických vlastností šroubu, hloubky zašroubování a mechanických vlastností materiálu, do kterého se šrouby mají zamontovat. Doporučuje se začínat se zkoušením s nejmenšími doporučenými průměry.

<table>
<tr><th>d</th><th>M2,5</th><th>M3</th><th>M3,5</th><th>M4</th><th>M5</th><th>M6</th><th>M8</th><th>d</th></tr>
<tr><td>Tloušťka materiálu nebo hloubka zašroubování</td><td colspan="7">Průměr díry D_h (mm)</td><td>Tloušťka materiálu nebo hloubka zašroubování</td></tr>
<tr><td>0.8</td><td rowspan="2"></td><td rowspan="2"></td><td rowspan="2"></td><td rowspan="2"></td><td rowspan="8"></td><td rowspan="8"></td><td rowspan="8"></td><td>0.8</td></tr>
<tr><td>0.9</td><td>0.9</td></tr>
<tr><td>1</td><td>2.20</td><td rowspan="2">2.65</td><td rowspan="2">3.15</td><td rowspan="2">3.60</td><td>1</td></tr>
<tr><td>1.2</td><td rowspan="5">2.20
to
2.25</td><td>1.2</td></tr>
<tr><td>1.5</td><td rowspan="2">3.15
to
3.20</td><td rowspan="6">3.60
to
3.70</td><td rowspan="4">4.45
to
4.50</td><td>1.5</td></tr>
<tr><td>1.6</td><td rowspan="5">2.65
to
2.70</td><td>1.6</td></tr>
<tr><td>1.7</td><td rowspan="2">1.7</td></tr>
<tr><td>1.8</td><td rowspan="2">1.8</td></tr>
<tr><td>2</td><td rowspan="2">5.25
to
5.30</td><td>2</td></tr>
<tr><td>2.2</td><td rowspan="4">2.25
to
2.30</td><td rowspan="4">3.15
to
3.20</td><td>2.2</td></tr>
<tr><td>2.5</td><td>2.5</td></tr>
<tr><td>3</td><td>3</td></tr>
<tr><td>3.2</td><td rowspan="2">5.30
to
5.40</td><td rowspan="2">7.10
to
7.20</td><td>3.2</td></tr>
<tr><td>3.5</td><td rowspan="4">4.50
to
4.55</td><td>3.5</td></tr>
<tr><td>4</td><td rowspan="3">2.25
to
2.30</td><td>4</td></tr>
<tr><td>5</td><td rowspan="4">2.70
to
2.75</td><td rowspan="4">**3.20**
to
3.25</td><td rowspan="4">5.40
to
5.45</td><td rowspan="3">7.20
to
7.30</td><td>5</td></tr>
<tr><td>5.5</td><td>5.5</td></tr>
<tr><td>6</td><td>6</td></tr>
<tr><td>6.5</td><td rowspan="6"></td><td rowspan="3">3.65
to
3.70</td><td>6.5</td></tr>
<tr><td>7</td><td>7</td></tr>
<tr><td>7.5</td><td rowspan="2">**4.55**
to
4.65</td><td rowspan="3">7.30
to
7.35</td><td>7.5</td></tr>
<tr><td>8</td><td>8</td></tr>
<tr><td>10</td><td rowspan="2"></td><td rowspan="2"></td><td rowspan="2">5.45
to
5.65</td><td>10</td></tr>
<tr><td>12</td><td rowspan="2"></td><td rowspan="2"></td><td>12</td></tr>
<tr><td>>12-16</td><td rowspan="2"></td><td rowspan="2">7.35
to
7.45</td><td>>12-16</td></tr>
<tr><td>>16-20</td><td>>16-20</td></tr>
</table>

Doporučený postup pro dimenzování hloubky vsazení.

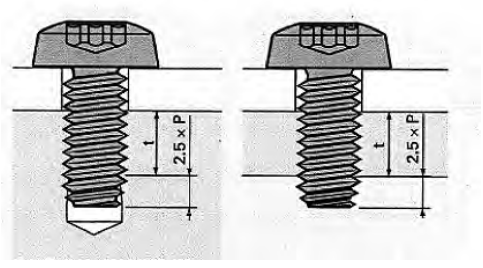

Doporučené hodnoty pro hloubky vsazení

Ocel = 1,5 x d
Hliník = 2 x d
Zinek = 2 x d
Hořčík = 2,5 x d

Pro odlitky, např. s úkosem, neprůchozí a průchozí díry jsou k dispozici na vyžádání specifické informace

4.3 Díry pro závitotvorné šrouby do plastů (Remform)

4.3.1 Doporučení pro geometrii otvorů a pouzder pro šrouby Remform

V principu musí geometrie pouzdra odpovídat obrázku dole.

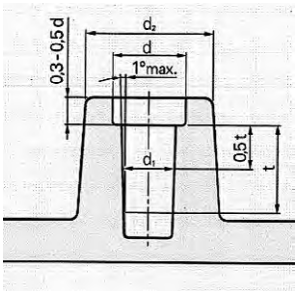

d jmenovitý průměr závitu
d_1 průměr vrtané díry
d_2 vnější průměr trubky
t hloubka zašroubování

Průměry děr jsou určeny experimentálně pomocí různých druhů plastů. Tyto hodnoty jsou pouze orientační a doporučuje se zejména v seriové výrobě provést zkoušky za účelem dosažení optimálního výsledku s ohledem na různé mechanické vlastnosti (např. teplota, zatížení, čas, rychlost).

	měkké									Tvrdé								
Screw size Ød	Tube geometry	PP	PE-LD/HD	PS	PA6/PA6.6	PBT	PET	ASA/SAN	ABS	POM	ABS/PC	PA6-GF3-	PMMA	PC*	PPE*	PC-GF30*	PBT-GF30*	PET-GF30*
Ø2,0	d1	1,45	1,45	1,45	1,45	1,5	1,5	1,5	1,5	1,5	1,6	1,6	1,6	1,6	1,7	1,7	1,7	1,7
	d2	4,4	4,4	4,4	4,4	4,2	4,2	4,2	4,2	4,2	4,0	4,0	4,0	4,4	4,4	4,4	3,8	3,8
	t	5,0	5,0	5,0	5,0	5,0	5,0	4,5	4,5	4,5	4,5	4,5	4,5	4,0	4,0	4,0	4,0	4,0
Ø2,2	d1	1,6	1,6	1,6	1,6	1,7	1,7	1,7	1,7	1,7	1,8	1,8	1,8	1,8	1,9	1,9	1,9	1,9
	d2	4,9	4,9	4,9	4,9	4,7	4,7	4,7	4,7	4,7	4,4	4,4	4,4	4,9	4,9	4,9	4,2	4,2
	t	5,5	5,5	5,5	5,5	5,5	5,5	5,0	5,0	5,0	5,0	5,0	5,0	4,5	4,5	4,5	4,5	4,5
Ø2,5	d1	1,8	1,8	1,8	1,8	1,9	1,9	1,9	1,9	1,9	2,0	2,0	2,0	2,0	2,1	2,1	2,1	2,1
	d2	5,5	5,5	5,5	5,5	5,3	5,3	5,3	5,3	5,3	5,0	5,0	5,5	5,5	5,5	5,8	4,8	4,8
	t	6,0	6,0	6,0	6,0	6,0	6,0	5,5	5,5	5,5	5,5	5,5	5,5	5,0	5,0	5,0	5,0	5,0
Ø3,0	d1	2,25	2,25	2,25	2,25	2,3	2,3	2,3	2,3	2,3	2,4	2,4	2,4	2,4	2,6	2,6	2,6	2,6
	d2	6,6	6,6	6,6	6,6	6,3	6,3	6,3	6,3	6,3	6,0	6,0	6,0	6,6	6,6	6,6	5,7	5,7
	t	7,0	7,0	7,0	7,0	7,0	7,0	6,5	6,5	6,5	6,5	6,5	6,5	6,0	6,0	6,0	6,0	6,0
Ø3,5	d1	2,6	2,6	2,6	2,6	2,7	2,7	2,7	2,7	2,7	2,8	2,8	2,8	2,8	3,0	3,0	3,0	3,0
	d2	7,8	7,8	7,8	7,8	7,4	7,4	7,4	7,4	7,4	7,0	7,0	7,0	7,8	7,8	7,8	6,7	6,7
	t	8,0	8,0	8,0	8,0	8,0	8,0	7,5	7,5	7,5	7,5	7,5	7,5	7,0	7,0	7,0	7,0	7,0
Ø4,0	d1	2,9	2,9	2,9	2,9	3,0	3,0	3,0	3,0	3,0	3,2	3,2	3,2	3,2	3,4	3,4	3,4	3,4
	d2	9,0	9,0	9,0	9,0	8,5	8,5	8,5	8,5	8,5	8,0	8,0	8,0	9,0	9,0	9,0	7,5	7,5
	t	9,0	9,0	9,0	9,0	9,0	9,0	8,5	8,5	8,5	8,5	8,5	8,5	8,0	8,0	8,0	8,0	8,0
Ø5,0	d1	3,7	3,7	3,7	3,7	3,8	3,8	3,8	3,8	3,8	4,0	4,0	4,0	4,0	4,2	4,2	4,2	4,2
	d2	11,0	11,0	11,0	11,0	10,5	10,5	10,5	10,5	10,5	10,0	10,0	10,0	11,0	11,0	11,0	9,5	9,5
	t	11,0	11,0	11,0	11,0	11,0	11,0	10,5	10,5	10,5	10,5	10,5	10,5	10,0	10,0	10,0	10,0	10,0
Ø6,0	d1	4,3	4,3	4,3	4,3	4,5	4,5	4,5	4,5	4,5	4,8	4,8	4,8	4,8	5,1	5,1	5,1	5,1
	d2	13,5	13,5	13,5	13,5	12,5	12,5	12,5	12,5	12,5	12,0	12,0	12,0	13,5	13,5	13,5	11,5	11,5
	t	13,5	13,5	13,5	13,5	13,5	13,5	13,0	13,0	13,0	13,0	13,0	13,0	12,0	12,0	12,0	12,0	12,0
Ø8,0	d1	5,7	5,7	5,7	5,7	6,0	6,0	6,0	6,0	6,0	6,4	6,4	6,4	6,4	6,8	6,8	6,8	6,8
	d2	17,5	17,5	17,5	17,5	16,5	16,5	16,5	16,5	16,5	16,0	16,0	16,0	17,5	17,5	17,5	15,5	15,5
	t	18,0	18,0	18,0	18,0	18,0	18,0	17,0	17,0	17,0	17,0	17,0	17,0	16,0	16,0	16,0	16,0	16,0

Rozměry v mm. Tolerance dle DIN 16901 *Plasty citlivé na prasknutí při zatížení silou

4.4 Délka přečnívání konců šroubů (lp)

Šestihranná matice

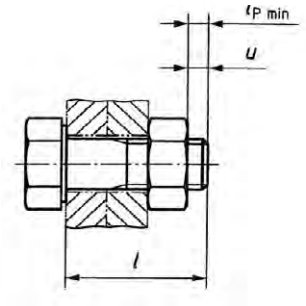

Samojistná matice

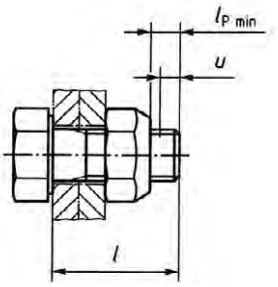

Samořezný šroub

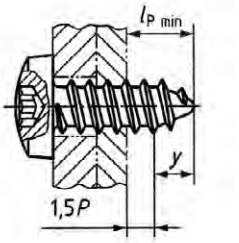

Délka přečnívajícího konce šroubu (l_p) je založena na normě DIN 78 (2013)
Pro šestihranné matice: $l_{p\,min}$ = 2P + (ISO 4753(2011): u ≥2P)
Pro samojistné matice: $l_{p\,min}$ = 3P + (ISO 4753(2011): u ≥2P)
Jmenovitá délka šroubu (l) se počítá jako montovaná tloušťka materiálu plus výška matice a minimální délka konce šroubu $l_{p\,min}$. Vypočítaná hodnota se zaokrouhluje na nejbližší (delší) normovanou délku.
Délka přečnívajícího konce pro šestihranné korunkové matice viz DIN 34803

y podle DIN-EN-ISO 1478 (1999)

	Typ	ST2,2	ST2,9	ST3,5	ST3,9	ST4,2	ST4,8	ST5,5	ST6,3
y	C	2,0	2,3	3,2	3,5	3,7	4,3	5,0	6,0
	F	1,6	1,8	2,5	2,7	2,8	3,2	3,6	3,6
	R	--	--	2,7	3,0	3,2	3,6	4,3	5,0

4.5 Velikosti vrtáků pro šrouby do plechu

4.5.1 Všeobecné poznámky

Tyto velikosti vrtáků představují pouze orientační hodnoty průměrů děr pro závity.
Mezní tolerance závitu nesmí být překročeny. V závislosti na materiálu, nástrojích a metodě výroby může být nutné se odchýlit od těchto doporučených hodnot a určit skutečnou velikost vrtáku experimentálně.
Pro metrické a unifikované závity (profil ISO), platí v podstatě následující vzorec:
velikost vrtáku = jmenovitá velikost závitu - stoupání, v případě potřeby zaokrouhlená.

4.5.2 Velikosti vrtáků pro metrické (ISO) závity - hrubé - M

Na základě normy ISO 2306 (1972). Rozměry v mm.

Velikost závitu	Velikost vrtáku
M1	0,75
M1,1	0,85
M1.2	0,95
M1.4	1,1
M1.6	1,25
M1,8	1,45
M2	1,6

Velikost závitu	Velikost vrtáku
M2,2	1,75
M2.5	2,05
M3	2,5
M3.5	2,9
M4	3,3
M4,5	3,7
M5	4,2

Velikost závitu	Velikost vrtáku
M6	5
M7	6
M8	6,8
M9	7,8
M10	8,5
M11	9,5
M12	10,2

Velikost závitu	Velikost vrtáku
M14	12
M16	14
M18	15,5
M20	17,5
M22	19,5
M24	21
M27	24

Velikost závitu	Velikost vrtáku
M30	26,5
M33	29,5
M36	32
M39	35
M42	37,5
M45	40,5
M48	43

Velikost závitu	Velikost vrtáku
M52	47
M56	50,5
M60	54,5
M64	58
M68	62

4.5.3 Velikosti vrtáků pro metrické (ISO) závity - jemné - MF

Na základě normy ISO 2306 (1972). Rozměry v mm.

Velikost závitu x stoupání	Velikost vrtáku
M3 x 0,35	2,65
M3,5 x 0,35	3,15
M4 x 0,5	3,5
M4,5 x 0,5	4

Velikost závitu x stoupání	Velikost vrtáku
M5 x 0,5	4,5
M6 x 0,75	5,2
M8 x 1	7
M10 x 1	9

Velikost závitu x stoupání	Velikost vrtáku
M10 x 1,25	8,8
M12 x 1	11
M12 x 1,25	10,8
M12 x 1,5	10,5

Velikost závitu x stoupání	Velikost vrtáku
M14 x 1,5	12,5
M16 x 1,5	14,5
M18 x 1,5	16,5
M18 x 2	16

Velikost závitu x stoupání	Velikost vrtáku
M20 x 1,5	18,5
M20 x 2	18
M22 x 1,5	20,5
M22 x 2	20

Velikost závitu x stoupání	Velikost vrtáku
M24 x 1,5	22,5
M24 x 2	22
M27 x 1,5	25,5
M27 x 2	25

4.5.4 Velikost vrtáků pro Whitworthův válcový trubkový závit – G

Na základě normy ISO 2306 (1972). Rozměry v mm.

Velikost závitu x počet závitů/palec	Velikost vrtáku
G $^{1}/_{8}$ x 28	8,8
G $^{1}/_{4}$ x 19	11,8
G $^{3}/_{8}$ x 19	15,25
G $^{1}/_{2}$ x 14	19

Velikost závitu x počet závitů/palec	Velikost vrtáku
G $^{5}/_{8}$ x 14	21
G $^{3}/_{4}$ x 14	24,5
G $^{7}/_{8}$ x 14	28,25
G 1 x 11	30,75

Velikost závitu x počet závitů/palec	Velikost vrtáku
G $1^{1}/_{8}$ x 11	35,3
G $1^{1}/_{4}$ x 11	39,5
G $1^{1}/_{2}$ x 11	45
G $1^{3}/_{4}$ x 11	51

4.6 Šířka matice podle normy ISO

Šířky (velikosti klíče) některých šestihranných matic a šroubů podle normy ISO se ve srovnání se odvolanými normami DIN změnily. Týká se to jen spojovacích prvků s průměrem závitu M10, M12, M14 a M22.

Srovnání šířek šestihranů podle DIN a ISO v níže uvedené tabulce je založeno na normě ISO 272 (1982).

Rozměry v mm.

Základní průměr	M10	M12	M14	M22
Šířka šestihranu podle DIN	17	19	22	32
Šířka šestihranu podle ISO 272	16	18	21	34

5 Ochranné povlaky spojovacích prvků

5.1 Úvod

Podle normy DIN 50900-1 je koroze kovu reakcí tohoto materiálu s okolním prostředím, mající za následek měřitelnou změnu kovu, která může vést ke snížení výkonnostních parametrů kovového dílu nebo celého systému.

Existuje několik typů koroze. Některé typy koroze se vyskytují bez vlivu na mechanické zatížení výrobku: povrchová koroze, bodová koroze, štěrbinová koroze, galvanická koroze, chemická koroze. Jiné druhy koroze jsou vyvolávány kombinací s mechanickým zatížením: korozní praskání pod napětím, eroze.

Korozní odolnost povlaku je často vyjádřena počtem hodin do bílé (zinková koroze) nebo červené (koroze základního materiálu) koroze ve zkoušce solnou sprchou podle normy ISO 9227. Zkouška solnou sprchou je metoda, která má ověřit, zda je zachována komparativní jakost protikorozní ochrany. Jen zřídkakdy však existuje přímý vztah mezi odolností proti korozi vůči působení solné sprchy a odolností vůči korozi v jiných prostředích, protože několik faktorů ovlivňujících postup koroze se značně mění podle aktuálních podmínek. Účinnost různých typů povlaků v průběhu takové korozní zkoušky by se neměla brát jako přímé vodítko pro korozní odolnost v provozu.

K zabránění nebo oddálení koroze spojovacích prvků je možno provést několik typů opatření, například správný návrh upevnění, správnou volbu materiálů, použití vhodného systému povlaku.
V tabulkové části této příručky je možno nalézt tabulku kontaktní koroze a tabulku chemické koroze, které mohou sloužit jako první pomoc k určení přijatelného typu kovu v korozivním prostředí.

Tato kapitola pojednává jen o povlacích, které jsou vhodné pro spojovací prvky.

5.1.1 Přehled systémů nanášení povlaků

Systémy nanášení povlaků lze rozdělit na kovové a nekovové systémy.

Kovové (anorganické) povlaky:
- Elektrolyticky aplikované povlaky (dle normy ISO 4042), např. zinek, zinek-železo, nikl,...
- Chemické (bezproudové) pokovování: chemické pokovování niklem.
- Žárový zinek (ISO 10684): tlusté povlaky zinku vytvořené ponořením do roztaveného zinku.
- Difuzní pokovování: kovový prášek aplikovaný při zvýšené teplotě (sherardizace, chromátování).
- Mechanické pokovování (ISO 12683): Mechanicky nanášené povlaky zinku.
- Disperzní pokovování (ISO 10683): Neelektrolyticky nanášené povlaky ze zinkových mikroskopických šupin aplikované v disperzním roztoku.

Nekovové povlaky:
- Olej: obvykle používán u hladkých spojovacích prvků ke snížení rizika koroze během skladování.
- Chemické černění: nejedná se o skutečný povlak, jde o konverzi povrchu oceli na kysličník železa ponořením do horké alkalické kapaliny.
- Fosfátování (ISO 3892): chemicky aplikované povlaky zinek-fosfát manganu, obvykle kombinované olejem pro poskytnutí určité protikorozní ochrany.
- Pasivace chromátováním (EN12329): dodatečný povlak, např. na zinek, k dalšímu zlepšení odolnosti proti korozi.
- Tenké lakové povlaky: několik povlaků, např. PTFE, Teflon, KTL.

Většina používaných spojovacích prvků má „aktivní“ povlaky. Takové povlaky (např. zinek) poskytují „katodovou“ ochranu, což znamená, že povlak je obětován ve prospěch kovu, který má být chráněn. Výhodou aktivního povlaku je, že i při malém poškození oddálí vážnou korozi základního kovu.

„Pasivní“ povlaky jsou takové povlaky, které utěsní materiál před vlivem okolního prostředí, např. teflon. Nevýhodou těchto povlaků je, že při jejich poškození dochází k rychlému postupu koroze.

Někdy se používá kombinace povlaků, nazývaná často „dvojitý povlak“.

5.1.2 Mezní tloušťky povlaků

Stupeň ochrany proti korozi je obvykle úměrný tloušťce použitého povlaku. Pro spojovací prvky se závitem závisí maximální tloušťka vrstvy, kterou lze použít, na vůli mezi maximální velikostí vnějšího závitu a minimální velikostí vnitřního závitu. Aby se zabránilo zadírání závitů při montáži, neměla by maximální jmenovitá tloušťka vrstvy překračovat ¼ této vůle.

V níže uvedené tabulce (podle ISO 4042) je uvedena vůle a maximální tloušťka vrstvy pro každé stoupání.

Většina povlaků má tloušťku, která se může měnit v závislosti na umístění na spojovacím prvku. Pro galvanické povlaky definuje norma ISO 4042 vztah mezi poměrem délka/průměr a maximální tloušťkou povlaku.

Vnější závit						
Stoupání P	Jmenovitý průměr závitu d[1]	Tolerance g				
		Fundamentální vůle	Jmenovitá maximální tloušťka vrstvy			
			[2]	[3]		
			Všechny jmenovité délky	Jmenovitá délka L		
				L≤5d	5d<L≤10d	10d<L≤15d
	mm	µm	µm	µm	µm	µm
0,2		-17	3	3	3	3
0,25	1; 1,2	-18	3	3	3	3
0,3	1,4	-18	3	3	3	3
0,35	1,6 (1,8)	-19	3	3	3	3
0,4	2	-19	3	3	3	3
0,45	2,5 (2,2)	-20	5	5	3	3
0,5	3	-20	5	5	3	3
0,6	3,5	-21	5	5	3	3
0,7	4	-22	5	5	3	3
0,75	4,5	-22	5	5	3	3
0,8	5	-24	5	5	3	3
1	6 (7)	-26	5	5	3	3
1,25	8	-28	5	5	5	3
1,5	10	-32	8	8	5	5
1,75	12	-34	8	8	5	5
2	16 (14)	-38	8	8	5	5
2,5	20 (18; 22)	-42	10	10	8	8
3	24 (27)	-48	12	12	8	8
3,5	30 (33)	-53	12	12	10	8
4	36 (30)	-60	15	15	12	10
4,5	42 (45)	-63	15	15	12	10
5	48 (52)	-71	15	15	12	10
5,5	56 (60)	-75	15	15	15	12
6	64	-80	20	20	15	12

[1] Tyto informace týkající se hrubých závitů je uváděna jen pro pohodlí. Stoupání je normativní.
[2] Maximální jmenovitá tloušťka vrstvy pro lokální měření.
[3] Maximální jmenovité tloušťky vrstvy pro případ, že je dohodnuto měření založené na průměrné tloušťce vrstvy dávky v souladu s metodou popsanou v normě ISO 4042, dodatek B.

5.1.3 Vodíková křehkost

Jestliže do oceli pronikne atomární vodík, může způsobit katastrofické křehké lomy při aplikovaném napětí podstatně nižším, než je mez kluzu. Tento jev je často označován jako vodíkem vyvolané zpožděné křehké porušení nebo vodíková křehkost. K porušení způsobenému vodíkovým zkřehnutím obvykle dochází několik hodin nebo dnů po montáži.
Vodík může být do materiálu zaveden během různých druhů zpracování, např. čištění, moření, galvanické pokovování, ale také v provozním prostředí v důsledku reakcí katodové ochrany proti korozi nebo korozních reakcí.

Vodíková křehkost se s největší pravděpodobností může vyskytovat u výrobků:

- S pevností v tahu ≥ 1000 N/mm^2
- S tvrdostí ≥ 320 HV
- Které jsou cementovány.

Aby se snížilo riziko porušení v důsledku vodíkového zkřehnutí, citlivé díly by se měly vypalovat v průběhu 4 hodin po galvanickém pokovování a před pasivací na teplotu dílu 200°C až 230°C. Nicméně nelze zaručit, že díly po takovém vypalování nebudou zkřehlé.
Zejména pro šrouby velmi vysokou pevností, např. s pevnostní třídou 12.9, se důrazně doporučuje nepoužívat povlaky s rizikem vodíkového zkřehnutí (např. galvanizace).
Standardní povlaky, u kterých je obvykle nízké riziko vodíkového zkřehnutí: povlaky ze zinkových šupin, žárový zinek.

5.1.4 Evropské směrnice RoHS a ELV

RoHS anebo RoHS II: Restriction on Hazardous Substances = omezení nebezpečných látek (Evropská směrnice 2011/65/EC).
ELV: End of Live Vehicles = konec životnosti vozidel (Evropská směrnice 2000/53/EC).
Obě směrnice omezují používání olova (Pb), rtuti (Hg), kadmia (Cd) a šestimocného chromu (Cr^{6+}). Směrnice RoHS je použitelná pro elektrická a elektronická zařízení, směrnice ELV se týká osobních automobilů.
RoHS II omezuje také polybromované bifenyly (PBB) a polybromované difenyl étery (PBDF).

Pro povrchové úpravy spojovacích prvků je důležité zejména omezení Cr^{6+}, protože oblíbené pasivační vrstvy, jako jsou žlutá a černá pasivace, ale také povlaky ze zinkových šupin Dacromet, obsahují nepřijatelně vysoké množství této látky.

Pokud jde o standardní skladové díly, firma Fabory má širokou škálu spojovacích prvků bez Cr^{6+} převážně

- Galvanicky pozinkované, pasivované (Cr^{3+})
- Povlaky ze zinkových šupin flZn/nc/L/600h

Na požádání je dodáváno i mnoho jiných prvků s povlaky bez Cr^{6+}.

Pozornost je třeba věnovat obsahu olova (Pb) v některých typech ocelí a mosazí, podle toho, jestli jejich použití bude povoleno směrnicí EU po ukončení výjímky o jejich použití v půli roku 2016.

5.2 Galvanické pokovování

Galvanické pokovení je kovová vrstva nanesená na povrch kovových dílů ponořením do roztoku obsahujícího elektrolyt, kterým prochází elektrický proud.

Požadavky na galvanické pokovování spojovacích prvků jsou definovány v normě ISO 4042:1999.
Tato ISO norma nebere v úvahu omezení různými směrnicemi EU. V přípravě je nová norma ISO 4042, která bude definovat také povrchové úpravy elektropokovením, které jsou bez rizika obsahu nebezpečných látek tak jak je definuje např. RoHS.
Pro definování nanášeného kovu, jeho tloušťky a pasivační vrstvy je možno použít kódovací systém.
Kód se skládá ze dvou velkých písmen a čísla mezi nimi.

- Kódového písmena pro nanášený kov.
- Kódového čísla pro minimální tloušťku vrstvy.
- Kódového písmena pro typ pasivace na povrchu naneseného kovu.

Kódové písmeno pro nanášený kov:

Kódové písmeno	Nanášený kov	Chemický symbol
A	Zinek	Zn
B	Kadmium	Cd
C	Měď	Cu
D	Mosaz	CuZn
E	Nikl	Ni
F	Nikl-chrom [1]	NiCr
G	Měď-nikl	CuNi
H	Měď-nikl–chrom [1]	CuNiCr
J	Cín	Sn
K	Měď-cín	CuSn
L	Stříbro	Ag
N	Měď–stříbro	CuAg
P	Zinek-nikl	ZnNi
Q	Zinek-kobalt	ZnCo
R	Zinek-železo	ZnFe
[1] Tloušťka chromové vrstvy ≈ 0,3 µm		

Kódové číslo pro tloušťku povlaku:

Kódové číslo	Minimální tloušťka vrstvy (struktura povlaku) v µm	
	1 nanášený kov	2 nanášené kovy
0 [2]	-	-
1	3	-
2	5	2+3
3	8	3+5
4	12	4+8
5	15	5+10
6	20	8+12
7 [3]	25	10+15
8 [3]	30	12+18

[2] Kódové číslo 0 platí pro závity velikosti menší než M1.6, kde nelze specifikovat tloušťku vrstvy.

[3] Neplatí pro komponenty se závitem.

Kódové písmeno pro chromovou pasivační vrstvu:

Kódové písmeno	Povrchová úprava	Barva chromové pasivace
A	Matná	Bez barvy
B		Namodralá až modře šanžánová [1]
C		Nažloutlá až žlutohnědá, šanžánová
D		Olivově zelená až olivově hnědá
E	Matně lesklá	Bezbarvá
F		Namodralá až modře šanžánová [1]
G		Nažloutlá až žlutohnědá, šanžánová
H		Olivově zelená až olivově hnědá
J	Lesklá	Bezbarvá
K		Namodralá až modře šanžánová [1]
L		Nažloutlá až žlutohnědá, šanžánová
M		Olivově zelená až olivově hnědá
N	Vysoce lesklá	Bezbarvá
P	Volitelná	Jako metoda B, C nebo D
R	Matná	Nahnědle černá až černá
S	Matně lesklá	
T	Lesklá	

[1] Platí pouze pro zinkové povlaky

Příklad kódování: A3L

“A” znamená pozinkovaná.
“3” znamená tloušťku vrstvy nejméně 8 µm.
“L” znamená žlutou aromatizaci se stupněm lesku „lesklá“.

Příklad označení: šestihranný šroub ISO 4014 – M16 x 60 – 8.8 – A3L.

V důsledku předpisů RoHS/ELV a vysokých požadavků automobilového průmyslu na korozní odolnost povlaků bez Cr^{6+} byly vyvinuty jiné pasivační povlaky a uzavírací prostředky, které ještě nejsou standardizovány. Další informace je možno si vyžádat u firmy Fabory.

5.3 Žárový zinek

Žárové pozinkování je definováno jako ochranná zinková vrstva nanesená na povrch ocelových dílů jejich ponořením do roztaveného zinku. Díly se závitem obvykle vyžadují odstředění (spinning process) ihned po ponoření. Norma ISO 10684 (dříve DIN 267-10) specifikuje materiál, proces, rozměrové a provozní požadavky pro pokovování žárovým zinkem použité na ocelové spojovací prvky s hrubým závitem od M8 do M64.
Díky vysoké korozní odolnosti ve venkovním prostředí je pokovování žárovým zinkem nejčastěji používaným systémem povlaků pro spojovací prvky v ocelových konstrukcích a stavebnictví.

Vnitřní závity se běžně řežou po pokovování žárovým zinkem, proto obvykle nejsou pokoveny. Po montáži je vnitřní závit chráněn proti korozi vnějším závitem spárovaného šroubu pokoveným žárovým zinkem.
Pokovování žárovým zinkem spojovacích prvků pevnostní třídy 10.9 zahrnuje specifické procedury, jejichž účelem je zabránit vodíkovému křehnutí a mikrotrhlinám u šroubů ≥ M27.

Tloušťka povlaku: minimálně 40 µm.
V důsledku tloušťky povlaku, která je větší než normální vůle u závitu s tolerancí mezi 6g a 6H je třeba provést zvláštní opatření:

1. Systém „nadměrný závit“:

   Standardní šrouby s třídou tolerance 6g se pokovují žárovým zinkem a jejich závity se stávají „nadměrné“. Tyto šrouby je třeba kombinovat s maticemi, jejichž závit je po pokovení „nadměrný“ (asi o 0,3 mm větší). Závity tudíž nemají obvyklé rozměry. Tyto šrouby a matice musí být používány jako sada. Tato kombinace je obvykle využívána a je doporučována.

2. Systém se závitem ISO metrickým:

   U druhé metody odpovídá velikost závitu po pokovení žárovým zinkem v souladu s normou ISO 10684 normě ISO 965-1, třídě 6h/6H. Před pokovením žárovým zinkem tudíž musí být vnější závit tenčí než u normální třídy tolerance 6g (podměrný závit). To znamená, že šrouby po pokovení žárovým zinkem musí vyhovovat toleranci 6h. Tyto „ISO metrické“ šrouby pokovené žárovým zinkem musí být párovány s maticemi, které byly normálně vyřezány po pokovení a musí odpovídat kalibru s tolerancí 6H. Touto metodou se vytvářejí závity s obvyklými rozměry, mohou být tudíž používány s maticemi nebo závitovými otvory, které mají standardní ISO metrický závit.

Důležité poznámky:
Je třeba věnovat péči tomu, aby nedošlo ke spárování šroubů a matic systému „nadměrný závit“ se systémem „ISO metrickým“, protože by nevyhnutelně došlo k poruše upevnění! Je třeba věnovat pozornost skutečnosti, že smluvní zkušební zatížení nadměrně řezaných závitů matic a ISO metrických závitů šroubů může být sníženo ve srovnání s hodnotami specifikovanými v normě ISO 898-2 a ISO 898-1.

5.4 Pokovování zinkovými šupinami

Pokovení zinkovými šupinami (dle ISO 10683) je neelektricky aplikované pokovení vytvářené aplikací disperze zinkových šupin na povrch spojovacího prvku, někdy s přídavkem hliníkových šupin. Vhodné médium vytváří vazbu mezi šupinami a také mezi šupinami a ocelí při prohřívání. Tak vytvořený anorganický povlak je elektricky vodivý a zajišťuje katodovou ochranu.

Ve srovnání s většinou galvanických zinkových povlaků nabízí ošetření zinkovými šupinami mnohem vyšší korozní odolnost bez rizika vodíkového zkřehnutí.

Norma ISO 10683 definuje pokovení zinkovými šupinami jak s Cr^{6+}, tak bez něho. Standardní sortiment firmy Fabory obsahuje bezchromový typ pokovování zinkovými šupinami. To je v normě ISO označováno jako flZn/nc (fl = šupina, Zn = Zinc, nc = no chrome (bez chromu)).

Korozní odolnost povlaků ze zinkových šupin několikanásobně překonává konvenční galvanické pozinkování při srovnatelné tloušťce povlaku. Pro standardní sortiment zvolila firma Fabory korozní odolnost 480 hodin pro menší průměry závitů a 600 hodin pro větší velikosti (>M8). Poslední je v normě ISO specifikováno jako flZn/nc/600h.

Při specifikaci povlaků je často opomíjen koeficient tření. Ve většině aplikací musí být závitové spojovací prvky utaženy před dosažením minimální upínací síly bez přetížení jak upínaných dílů, tak spojovacích prvků samotných. Často je utahovací proces řízen specifickým utahovacím momentem. Firma Fabory se rozhodla zvolit mazané povlaky ze zinkových šupin s koeficientem tření, který se blíží koeficientu tření běžných pozinkovaných spojovacích prvků: μ_{tot} = 0,12 – 0.18. Použití mazacího prostředku je označeno písmenem „L“.

Povlaky ze zinkových šupin vybrané pro standardní sortiment firmy Fabory jsou specifikovány v souladu s normou ISO 10683 jako „flZn/nc/L/480h“ pro spojovací prvky do M8 a jako „flZn/nc/L/600h“ pro větší velikosti.

6 Kontrolní dokumenty pro spojovací prvky

6.1 Protokoly o zkouškách a certifikáty EN 10204

Původně byly protokoly o zkouškách (typu certifikátu) specifikovány v normě DIN 50049. Definice protokolů o zkouškách materiálu a typy certifikátů v normě DIN 50049 byly základem pro evropskou normu EN 10204, která byla poprvé zveřejněna v roce 1991.
Jak DIN 50049, tak EN 10204 definovaly typy certifikátů 2.1, 2.2, 2.3, 3.1A, 3.1B, 3.1C a 3.2.

EN 10204 byla naposledy revidována v roce 2004 se zjednodušeným rozsahem zkušebních dokumentů (typů certifikátů).
Ty nyní obsahují pouze typy 2.1, 2.2, 3.1 a 3.2.
Typ 2.3 byl zrušen.
Typ 3.1 nahrazuje předchozí 3.1B
Typ 3.2 nahrazuje 3.1A, 3.1C a 3.2 z předchozího vydání.

Níže uvedená tabulka ukazuje úplný rozsah aktuálních (C= vydání 2004) a stažených (W=vydání 1995) typů certifikátů EN 10204 s interpretací toho, čím se zabývají.

Typ certifikátu	Název	Status	Shrnutí požadavků normy EN10204	Poznámky
2.1	Prohlášení o shodě s objednávkou	C	Prohlášení výrobce o shodě s objednávkou.	Nezobrazují se žádné výsledky zkoušek.
2.2	Protokol o zkoušce	C	Prohlášení výrobce o shodě s objednávkou založené na nespecifických zkouškách výrobce.	Je možno použít výsledky zkoušky vzorku z jiného čísla šarže vyrobené týmž procesem.
2.3	Specifický protokol o zkoušce	W	S uvedením výsledků zkoušek z konkrétní prohlídky a zkoušení	Nezbytné jsou v certifikátu výsledky zkoušek dodané dávky. Certifikát vydaný a podepsaný zástupcem výrobce, který nemusí být nezávislý na výrobním oddělení.
3.1	Certifikát o zkoušce	C	Prohlášení výrobce o shodě s objednávkou s výsledky specifické zkoušky.	Nahrazuje 3.1B. Obvyklý typ certifikátu vydaný pro dodané číslo šarže. Certifikát vydaný a podepsaný zástupcem výrobce, který musí být nezávislý na výrobním oddělení. Např. vedoucím/kontrolorem zkušebního oddělení.
3.1A	Certifikát o zkoušce 3.1A	W	S uvedením výsledků zkoušek z konkrétní prohlídky a zkoušení	Výsledky zkoušek pro dodané číslo šarže. Certifikát vydaný nezávislým zkušebním pracovníkem požadovaný povolovacím orgánem (např. TUV pro německé tlakové nádoby). V roce 2004 nahrazen typem 3.2.
3.1B	Certifikát o zkoušce 3.1B	W	S uvedením výsledků zkoušek z konkrétní prohlídky a zkoušení	Výsledky zkoušek pro dodané číslo šarže. Certifikát vydaný a podepsaný zástupcem výrobce. V roce 2004 nahrazen typem 3.1.
3.1C	Certifikát o zkoušce 3.1C	W	S uvedením výsledků zkoušek z konkrétní prohlídky a zkoušení	Výsledky zkoušek pro dodané číslo šarže. Certifikát vydaný nezávislým zkušebním pracovníkem určeným zákazníkem (např. Lloyds, akreditovaná laboratoř). V roce 2004 nahrazen typem 3.2.
3.2	Certifikát o zkoušce	C	Prohlášení o shodě s objednávkou s uvedením výsledků konkrétní prohlídky	Výsledky zkoušek pro dodané číslo šarže. Certifikát vydaný jak zástupcem výrobce, tak nezávislým zkušebním pracovníkem určeným buď zákazníkem (srov. odvolaný 3.1C), nebo zkušebním pracovníkem jmenovaným úředními předpisy (srov. odvolaný 3.1A). To znamená, že typ 3.2 nyní pokrývá pole působnosti typů 3.1A i 3.1C předchozího vydání.

Laboratoř firmy Fabory je akreditována podle ISO/IEC 17025 jako nezávislá zkušební laboratoř pro mechanické testování spojovacích prvků včetně chemické analýzy. Certifikáty o zkoušce vydané touto laboratoří jsou podle EN 10204 typu 3.1.C (vydání 1995).

ACCREDITED
Testing Laboratory Certificate No.: 931.01

6.2 Dokumenty PPAP

PPAP je zkratka pro „Production Part Approval Process“ (schvalovací proces vyráběného dílu) a obvykle se vyslovuje „pí-pap“. Prvotním účelem dokumentace vztahující se ke kvalitě PPAP je ověřit schopnost výrobce vyrábět a konsistentně dodávat automobilový díl, který plně odpovídá požadavkům objednávky.

Systém PPAP je jedinečný v automobilovém průmyslu, avšak některá jiná průmyslová odvětví jej také využívají. K zmenšení pravděpodobnosti selhání automobilového dílu, jež by mohlo snížit bezpečnost a spolehlivost vozidla a spokojenost zákazníka, a také vyvolat přerušení výroby nových vozidel, je nutné velké množství dokumentace.

V příručce PPAP uveřejněné skupinou automobilového průmyslu AIAG je definováno pět úrovní PPAP:
Úroveň 1: Pouze záruka dodávky dílu (Part Submission Warrant - PSW).
Úroveň 2: PSW se vzorky výrobku a omezenými podpůrnými údaji.
Úroveň 3: PSW se vzorky výrobku a kompletními podpůrnými údaji.
Úroveň 4: PSW a jiné požadavky definované zákazníkem.
Úroveň 5: PSW se vzorky výrobku a kompletními podpůrnými údaji, jež jsou k dispozici ke kontrole v místě výroby.

Obvykle je požadována „Úroveň 3“, pro kterou musí výrobce předložit rozsáhlý seznam položek:

- Záznamy návrhu
- Konstrukční změny
- Technická schválení
- Režim selhání návrhu a analýza účinků (DFMEA)
- Vývojové diagramy procesu
- Režim selhání procesu a analýza účinků (PFMEA)
- Signální plán
- Studie analýzy systému měření
- Rozměrové výsledky
- Výsledky zkoušek chování materiálů
- Studie počátečního procesu
- Kvalifikovaná laboratorní dokumentace
- Hlášení o schválení vzhledu (připadá-li v úvahu)
- Vzorek výrobku
- Záznamy o shodě se specifickými požadavky zákazníka
- Záruka dodávky dílu (Part Submission Warrant, PSW)

Pro normalizované díly (ISO, DIN,...) a pro dohodě se zákazníkem lze počet položek podstatně snížit. Ačkoli dokumenty PPAP obvykle musí být sestaveny výrobcem – podle specifické objednávky - , zákazník se s firmou Fabory může dohodnout na vytvoření omezeného PPAP v její akreditované laboratoři.

Dokumenty PPAP jsou obecně platné, dokud výrobce neprovede konstrukční nebo procesní změnu dílu.

6.3 Certifikace CE

Velký počet průmyslových výrobků musí být výrobci vyráběn s certifikací CE nebo se značkou CE. V průběhu času počet výrobků, které vyžadují značku CE, neustále narůstá.

Značka CE znamená, že výrobek vyhovuje základním evropským požadavkům ochrany zdraví a bezpečnosti, jež jsou nutné pro uvedení výrobku na trh. Tyto minimální požadavky jsou uvedeny v Evropských směrnicích. Směrnice neobsahují podrobnou technickou specifikaci výrobku. Tyto technické specifikace byly pro mnoho výrobků začleněny do – většinou evropských – norem.

Spojovací prvky, pro něž je požadováno označení CE:

Jako důsledek strojírenské směrnice (2006/42/EC):
DIN 580, resp. DIN 582: Zvedací oko-šrouby a zvedací matice, jsou-li použity jako součást zvedacího zařízení.

Jako důsledek směrnice pro konstrukci strojů (89/106/EEC):
EN 14399 : Sestavy vysokopevnostních konstrukčních šroubů a matic pro předepjaté spoje.
EN 15048 : Sestavy spojovacích součástí pro nepředpjaté šroubové spoje.

Pro spojovací prvky podle této směrnice jsou k dostání Prohlášení o parametrech (DoP) a Certifikáty o zkoušce 3.1 ve shodě s EN 10204.

7 Pokyny pro navrhování a montáž spojovacích prvků

Aby bylo zajištěno, že závitové spojovací prvky budou plnit svoji funkci a nedojde k jejich uvolnění nebo selhání, je třeba pečlivě vybrat spojovací prvky i metodu montáže pro každou individuální aplikaci zvlášť.
Níže uvedené informace jsou založeny na směrnici VDI 2230:2003 „Systematický výpočet pro vysoce namáhané šroubové spoje“. V závislosti na konkrétní montážní situaci může být nutné prošetřit další konstrukční a montážní pokyny.

Upozornění: Pro konstrukce které podléhají normě EN 1090, konstrukční šroubení (předepjaté a nepředepjaté) musí být montováno ve shodě s metodami popsanými v národních edicích evropských norem EN 1090 nebo EN 1993. V závislosti na každé zemi zvlášť, mohou být v platnosti další doplňující požadavky.

7.1 Tabulky utahovacích momentů pro ocelové šroubové spoje

7.1.1 Montážní předpětí / utahovací momenty - hrubé stoupání závitu

Níže uvedená tabulka platí pro šrouby s dříkem s metrickým závitem dle ISO 262, rozměry hlav šestihranných šroubů podle normy ISO 4014 – 4018, šroubů s imbusem (T-hvězdou) dle normy ISO 4762, a díry se „střední“ vůlí podle normy EN 20273.
Doporučení pro utahovací momenty jiných výrobků lišících se od výše uvedených norem a podmínek (např. podobně vypadající produkty specifikované dle DIN) nelze čerpat z této tabulky, jsou však k dispozici na požádání.

Jmenovitý průměr	Třída pevnosti	Montážní předpětí v N pro μ_G =							Utahovací momenty M_A v Nm pro $\mu_K = \mu_G$ =						
		0,08	0,10	0,12	0,14	0,16	0,20	0,24	0,08	0,10	0,12	0,14	0,16	0,20	0,24
M4	8.8	4 600	4 500	4 400	4 300	4 200	3 900	3 700	2,3	2,6	3,0	3,3	3,6	4,1	4,5
	10.9	6 800	6 700	6 500	6 300	6 100	5 700	5 400	3,3	3,9	4,6	4,8	5,3	6,0	6,6
	12.9	8 000	7 800	7 600	7 400	7 100	6 700	6 300	3,9	4,5	5,1	5,6	6,2	7,0	7,8
M5	8.8	7 600	7 400	7 200	7 000	6 800	6 400	6 000	4,4	5,2	5,9	6,5	7,1	8,1	9,0
	10.9	11 100	10 800	10 600	10 300	10 000	9 400	8 800	6,5	7,6	8,6	9,5	10,4	11,9	13,2
	12.9	13 000	12 700	12 400	12 000	11 700	11 000	10 300	7,6	8,9	10,0	11,2	12,2	14,0	15,5
M6	8.8	10 700	10 400	10 200	9 900	9 600	9 000	8 400	7,7	9,0	10,1	11,3	12,3	14,1	15,6
	10.9	15 700	15 300	14 900	14 500	14 100	13 200	12 400	11,3	13,2	14,9	16,5	18,0	20,7	22,9
	12.9	18 400	17 900	17 500	17 000	16 500	15 500	14 500	13,2	15,4	17,4	19,3	21,3	24,2	26,8
M7	8.8	15 500	15 100	14 800	14 400	14 000	13 100	12 300	12,6	14,8	16,8	18,7	20,5	23,6	26,2
	10.9	22 700	22 500	21 700	21 100	20 500	19 300	18 100	18,5	21,7	24,7	27,5	30,1	34,7	38,5
	12.9	26 600	26 000	25 400	24 700	24 000	22 600	21 200	21,6	25,4	28,9	32,2	35,2	40,6	45,1
M8	8.8	19 500	19 100	18 600	18 100	17 600	16 500	15 500	18,5	21,6	24,6	27,3	29,8	34,3	38,0
	10.9	28 700	28 000	27 300	26 600	25 800	24 300	22 700	27,2	31,8	36,1	40,1	43,8	50,3	55,8
	12.9	33 600	32 800	32 000	31 100	30 200	28 400	26 600	31,8	37,2	42,2	46,9	51,2	58,9	65,3
M10	8.8	31 000	30 300	29 600	28 800	27 900	26 300	24 700	36	43	48	54	59	68	75
	10.9	45 600	44 500	43 400	42 200	41 000	38 600	36 200	53	63	71	79	87	100	110
	12.9	53 300	52 100	50 800	49 400	48 000	45 200	42 400	62	73	83	93	101	116	129
M12	8.8	45 200	44 100	43 000	41 900	40 700	38 300	35 900	63	73	84	93	102	117	130
	10.9	66 300	64 800	63 200	61 500	59 800	56 300	52 800	92	108	123	137	149	172	191
	12.9	77 600	75 900	74 000	72 000	70 000	65 800	61 800	108	126	144	160	175	201	223
M14	8.8	62 000	60 600	59 100	57 500	55 900	52 600	49 300	100	117	133	148	162	187	207
	10.9	91 000	88 900	86 700	84 400	82 100	77 200	72 500	146	172	195	218	238	274	304
	12.9	106 500	104 100	101 500	98 800	96 000	90 400	84 800	171	201	229	255	279	321	356
M16	8.8	84 700	82 900	80 900	78 800	76 600	72 200	67 800	153	180	206	230	252	291	325
	10.9	124 400	121 700	118 800	115 700	112 600	106 100	99 600	224	264	302	338	370	428	477
	12.9	145 500	142 400	139 000	135 400	131 700	124 100	116 600	262	309	354	395	433	501	558
M18	8.8	107 000	104 000	102 000	99 000	96 000	91 000	85 000	220	259	295	329	360	415	462
	10.9	152 000	149 000	145 000	141 000	137 000	129 000	121 000	314	369	421	469	513	592	657
	12.9	178 000	174 000	170 000	165 000	160 000	151 000	142 000	367	432	492	549	601	692	769
M20	8.8	136 000	134 000	130 000	127 000	123 000	116 000	109 000	308	363	415	464	509	588	655
	10.9	194 000	190 000	186 000	181 000	176 000	166 000	156 000	438	517	592	661	725	838	933
	12.9	227 000	223 000	217 000	212 000	206 000	194 000	182 000	513	605	692	773	848	980	1092
M22	8.8	170 000	166 000	162 000	158 000	154 000	145 000	137 000	417	495	567	634	697	808	901
	10.9	242 000	237 000	231 000	225 000	219 000	207 000	194 000	595	704	807	904	993	1 151	1 284
	12.9	283 000	277 000	271 000	264 000	257 000	242 000	228 000	696	824	945	1057	1 162	1 347	1 502
M24	8.8	196 000	192 000	188 000	183 000	178 000	168 000	157 000	529	625	714	798	875	1 011	1 126
	10.9	280 000	274 000	267 000	260 000	253 000	239 000	224 000	754	890	1 017	1 136	1 246	1 440	1 604
	12.9	327 000	320 000	313 000	305 000	296 000	279 000	262 000	882	1 041	1 190	1 329	1 458	1 685	1 877
M27	8.8	257 000	252 000	246 000	240 000	234 000	220 000	207 000	772	915	1 050	1 176	1 292	1 498	1 672
	10.9	367 000	359 000	351 000	342 000	333 000	314 000	295 000	1 100	1 304	1 496	1 674	1 840	2 134	2 381
	12.9	429 000	420 000	410 000	400 000	389 000	367 000	345 000	1 287	1 526	1 750	1 959	2 153	2 497	2 787
M30	8.8	313 000	307 000	300 000	292 000	284 000	268 000	252 000	1 053	1 246	1 428	1 597	1 754	2 931	2 265
	10.9	446 000	437 000	427 000	416 000	405 000	382 000	359 000	1 500	1 775	2 033	2 274	2 498	2 893	3 226
	12.9	522 000	511 000	499 000	487 000	474 000	447 000	420 000	1 755	2 077	2 380	2 662	2 923	3 386	3 775
M33	8.8	389 000	381 000	373 000	363 000	354 000	334 000	314 000	1 415	1 679	1 928	2 161	2 377	2 759	3 081
	10.9	554 000	543 000	531 000	517 000	504 000	475 000	447 000	2 015	2 392	2 747	3 078	3 385	3 930	4 388
	12.9	649 000	635 000	621 000	605 000	589 000	556 000	523 000	2 358	2 799	3 214	3 601	3 961	4 598	5 135
M36	8.8	458 000	448 000	438 000	427 000	415 000	392 000	368 000	1 825	2 164	2 482	2 778	3 054	3 541	3 951
	10.9	652 000	638 000	623 000	608 000	591 000	558 000	524 000	2 600	3 082	3 535	3 957	4 349	5 043	5 627
	12.9	763 000	747 000	729 000	711 000	692 000	653 000	614 000	3 042	3 607	4 136	4 631	5 089	5 902	6 585
M39	8.8	548 000	537 000	525 000	512 000	498 000	470 000	443 000	2 348	2 791	3 208	3 597	3 958	4 598	5 137
	10.9	781 000	765 000	748 000	729 000	710 000	670 000	630 000	3 345	3 975	4 569	5 123	5 637	6 549	7 317
	12.9	914 000	895 000	875 000	853 000	831 000	784 000	738 000	3 914	4 652	5 346	5 994	6 596	7 664	8 562

7.1.2 Montážní předpětí / utahovací momenty - jemné stoupání závitu

Níže uvedená tabulka platí pro šrouby s dříkem s jemným metrickým závitem podle normy ISO 262, rozměry hlav šestihranných šroubů podle normy ISO 4014 – 4018, popřípadě šroubů s imbusem (T-hvězdou) podle normy ISO 4762 a díry se „střední“ vůlí podle normy EN 20273.
Doporučení pro utahovací momenty jiných výrobků lišících se od výše uvedených norem a podmínek (např. podobně vypadající produkty specifikované dle DIN) nelze čerpat z této tabulky a jsou k dispozici na požádání.

Jmenovitý průměr	Třída pevnosti	Montážní předpětí F_M v N pro μ_G =							Utahovací momenty M_A v Nm pro $\mu_K = \mu_G$ =						
		0,08	0,10	0,12	0,14	0,16	0,20	0,24	0,08	0,10	0,12	0,14	0,16	0,20	0,24
M8x1	8.8	21 200	20 700	20 200	19 700	19 200	18 100	17 000	19,3	22,8	26,1	29,2	32,0	37,0	41,2
	10.9	31 100	30 400	29 700	28 900	28 100	26 500	24 900	28,4	33,5	38,3	42,8	47,0	54,3	60,5
	12.9	36 400	35 600	34 700	33 900	32 900	31 000	29 100	33,2	39,2	44,9	50,1	55,0	63,6	70,8
M9x1	8.8	27 700	27 200	26 500	25 900	25 200	23 700	22 300	28,0	33,2	38,1	42,6	46,9	54,4	60,7
	10.9	40 700	39 900	39 000	38 000	37 000	34 900	32 800	41,1	48,8	55,9	62,6	68,8	79,8	89,1
	12.9	47 700	46 700	45 600	44 400	43 300	40 800	38 400	48,1	57,0	65,4	73,3	80,6	93,4	104,3
M10x1	8.8	35 200	34 500	33 700	32 900	32 000	30 200	28 400	39	46	53	60	66	76	85
	10.9	51 700	50 600	49 500	48 300	47 000	44 400	41 700	57	68	78	88	97	112	125
	12.9	60 400	59 200	57 900	56 500	55 000	51 900	48 800	67	80	91	103	113	131	147
M10x1,25	8.8	33 100	32 400	31 600	30 800	29 900	28 200	26 500	38	44	51	57	62	72	80
	10.9	48 600	47 500	46 400	45 200	44 000	41 400	38 900	55	65	75	83	92	106	118
	12,9	56 800	55 600	54 300	52 900	51 400	48 500	45 500	65	76	87	98	107	124	138
M12x1,25	8.8	50 100	49 100	48 000	46 800	45 600	43 000	40 400	66	79	90	101	111	129	145
	10.9	73 600	72 100	70 500	68 700	66 900	63 200	59 400	97	116	133	149	164	190	212
	12.9	86 200	84 400	82 500	80 400	78 300	73 900	69 500	114	135	155	174	192	222	249
M12x1,5	8.8	47 600	46 600	45 500	44 300	43 100	40 600	38 200	64	76	87	97	107	123	137
	10.9	70 000	68 500	66 800	65 100	63 300	59 700	56 000	95	112	128	143	157	181	202
	12.9	81 900	80 100	78 200	76 200	74 100	69 800	65 600	111	131	150	167	183	212	236
M14x1,5	8.8	67 800	66 400	64 800	63 200	61 500	58 100	54 600	104	124	142	159	175	203	227
	10.9	99 500	97 500	95 200	92 900	90 400	85 300	80 200	153	182	209	234	257	299	333
	12.9	116 500	114 100	111 400	108 700	105 800	99 800	93 900	179	213	244	274	301	349	390
M16x1,5	8.8	91 400	89 600	87 600	85 500	83 200	78 600	74 000	159	189	218	244	269	314	351
	10.9	134 200	131 600	128 700	125 500	122 300	155 500	108 700	233	278	320	359	396	461	515
	12.9	157 100	154 000	150 600	146 900	143 100	135 100	127 200	273	325	374	420	463	539	603
M18x1,5	8.8	122 000	120 000	117 000	115 000	112 000	105 000	99 000	237	283	327	368	406	473	530
	10.9	174 000	171 000	167 000	163 000	159 000	150 000	141 000	337	403	465	523	578	674	755
	12.9	204 000	200 000	196 000	191 000	186 000	176 000	166 000	394	472	544	613	676	789	884
M18x2	8.8	114 000	112 000	109 000	107 000	104 000	98 000	92 000	229	271	311	348	383	444	495
	10.9	163 000	160 000	156 000	152 000	148 000	139 000	131 000	326	386	443	496	545	632	706
	12.9	191 000	187 000	182 000	178 000	173 000	163 000	153 000	381	452	519	581	638	740	826
M20x1,5	8.8	154 000	151 000	148 000	144 000	141 000	133 000	125 000	327	392	454	511	565	660	741
	10.9	219 000	215 000	211 000	206 000	200 000	190 000	179 000	466	558	646	728	804	940	1055
	12.9	257 000	252 000	246 000	241 000	234 000	222 000	209 000	545	653	756	852	941	1100	1234
M22x1,5	8.8	189 000	186 000	182 000	178 000	173 000	164 000	154 000	440	529	613	692	765	896	1006
	10.9	269 000	264 000	259 000	253 000	247 000	233 000	220 000	627	754	873	985	1090	1276	1433
	12.9	315 000	309 000	303 000	296 000	289 000	273 000	257 000	734	882	1022	1153	1275	1493	1677
M24x1,5	8.8	228 000	224 000	219 000	214 000	209 000	198 000	187 000	570	686	796	899	995	1166	1311
	10.9	325 000	319 000	312 000	305 000	298 000	282 000	266 000	811	977	1133	1280	1417	1661	1867
	12.9	380 000	373 000	366 000	357 000	347 000	330 000	311 000	949	1143	1326	1498	1658	1943	2185
M24x2	8.8	217 000	213 000	209 000	204 000	198 000	187 000	177 000	557	666	769	865	955	1114	1248
	10.9	310 000	304 000	297 000	290 000	282 000	267 000	251 000	793	949	1095	1232	1360	1586	1777
	12.9	362 000	355 000	348 000	339 000	331 000	312 000	294 000	928	1110	1282	1442	1591	1856	2080
M27x1,5	8.8	293 000	288 000	282 000	276 000	269 000	255 000	240 000	822	992	1153	1304	1445	1697	1910
	10.9	418 000	410 000	402 000	393 000	383 000	363 000	342 000	1171	1413	1643	1858	2059	2417	2720
	12.9	489 000	480 000	470 000	460 000	448 000	425 000	401 000	1370	1654	1922	2174	2409	2828	3183
M27x2	8.8	281 000	276 000	270 000	264 000	257 000	243 000	229 000	806	967	1119	1262	1394	1630	1829
	10.9	400 000	393 000	384 000	375 000	366 000	346 000	326 000	1149	1378	1594	1797	1986	2322	2605
	12.9	468 000	460 000	450 000	439 000	428 000	405 000	382 000	1344	1612	1866	2103	2324	2717	3049
M30x2	8.8	353 000	347 000	339 000	331 000	323 000	306 000	288 000	1116	1343	1556	1756	1943	2276	2557
	10.9	503 000	494 000	483 000	472 000	460 000	436 000	411 000	1590	1912	2216	2502	2767	3241	3641
	12.9	588 000	578 000	565 000	552 000	539 000	510 000	481 000	1861	2238	2594	2927	3238	3793	4261
M33x2	8.8	433 000	425 000	416 000	407 000	397 000	376 000	354 000	1489	1794	2082	2352	2605	3054	3435
	10.9	617 000	606 000	593 000	580 000	565 000	535 000	505 000	2120	2555	2965	3350	3710	4350	4892
	12.9	722 000	709 000	694 000	678 000	662 000	626 000	591 000	2481	2989	3470	3921	4341	5090	5725
M36x2	8.8	521 000	512 000	502 000	490 000	478 000	453 000	427 000	1943	2345	2725	3082	3415	4010	4513
	10.9	742 000	729 000	714 000	698 000	681 000	645 000	609 000	2767	3340	3882	4390	4864	5711	6428
	12.9	869 000	853 000	836 000	817 000	797 000	755 000	712 000	3238	3908	4542	5137	5692	6683	7522
M39x2	8.8	618 000	607 000	595 000	581 000	567 000	537 000	507 000	2483	3002	3493	3953	4383	5151	5801
	10.9	880 000	864 000	847 000	828 000	808 000	765 000	722 000	3537	4267	4974	5631	6243	7336	8263
	12.9	1030 000	1011 000	991 000	969 000	945 000	896 000	845 000	4139	5003	5821	6589	7306	8585	9669

7.2 Tabulky utahovacích momentů pro šroubové spoje z nerezové oceli

7.2.1 Montážní předpětí / utahovací momenty

Níže uvedené hodnoty platí pro šrouby s šestihrannou hlavou z austenitické nerezové oceli dle normy ISO 4014 – 4018, popřípadě šrouby s imbusem (T-hvězdou) podle normy ISO 4762. Utahovací momenty jsou teoreticky vypočítané hodnoty závislé na zvoleném koeficientu tření a založené na předpětí, využívajícím během montáže 90 % minimální meze kluzu.
Doporučení pro utahovací momenty jiných výrobků lišících se od výše uvedených norem a podmínek (např. podobně vypadající produkty specifikované dle DIN) nelze čerpat z této tabulky, jsou k dispozici na požádání.

Koeficient tření		Montážní předpětí F_M v kN pro μ_G=								Utahovací moment M_A v Nm pro μ_K= μ_G=							
Základní průměr	Třída	0,10	0,12	0,14	0,16	0,18	0,20	0,30	0,40	0,10	0,12	0,14	0,16	0,18	0,20	0,30	0,40
M4	50	1,46	1,41	1,37	1,32	1,28	1,24	1,04	0,88	0,83	0,94	1,04	1,12	1,20	1,28	1,55	1,72
	70	3,12	3,03	2,93	2,84	2,74	2,65	2,22	1,88	1,79	2,01	2,22	2,41	2,58	2,73	3,32	3,68
	80	4,16	4,04	3,91	3,78	3,65	3,53	2,96	2,51	2,38	2,68	2,96	3,21	3,44	3,64	4,42	4,91
M5	50	2,38	2,32	2,25	2,17	2,10	2,03	1,71	1,45	1,65	1,86	2,06	2,24	2,41	2,55	3,12	3,47
	70	5,11	4,96	4,81	4,66	4,51	4,36	3,67	3,11	3,54	4,00	4,42	4,80	5,15	5,47	6,68	7,43
	80	6,81	6,62	6,41	6,21	6,01	5,81	4,89	4,15	4,72	5,33	5,89	6,40	6,87	7,30	8,91	9,90
M6	50	3,36	3,26	3,16	3,06	2,96	2,86	2,40	2,04	2,86	3,23	3,57	3,88	4,16	4,42	5,38	5,98
	70	7,20	6,99	6,77	6,56	6,34	6,13	5,15	4,37	6,14	6,92	7,65	8,31	8,91	9,46	11,53	12,81
	80	9,60	9,32	9,03	8,74	8,45	8,17	6,87	5,83	8,18	9,23	10,20	11,08	11,88	12,62	15,37	17,08
M8	50	6,2	6,0	5,8	5,6	5,5	5,3	4,4	3,8	7,0	7,9	8,7	9,5	10,2	10,8	13,3	14,8
	70	13,2	12,8	12,5	12,1	11,7	11,3	9,5	8,1	14,9	16,9	18,7	20,3	21,8	23,2	28,4	31,6
	80	17,6	17,1	16,6	16,1	15,6	15,1	12,7	10,8	19,9	22,5	24,9	27,1	29,1	30,9	37,9	42,2
M10	50	9,8	9,5	9,3	9,0	8,7	8,4	7,1	6,0	13,7	15,6	17,2	18,8	20,2	21,5	26,4	29,4
	70	21,0	20,5	19,9	19,2	18,6	18,0	15,2	12,9	29,4	33,3	37,0	40,3	43,3	46,1	56,5	63,0
	80	28,1	27,3	26,5	25,7	24,8	24,0	20,3	17,2	39,2	44,5	49,3	53,7	57,7	61,4	75,4	84,0
M12	50	14,3	13,9	13,5	13,1	12,7	12,3	10,4	8,8	23,7	26,9	29,8	32,5	35,0	37,2	45,8	51,1
	70	30,7	29,8	29,0	28,1	27,2	26,3	22,2	18,9	50,8	57,7	63,9	69,7	75,0	79,8	98,1	109,4
	80	40,9	39,8	38,6	37,4	36,2	35,1	29,6	25,2	67,8	76,9	85,3	93,0	100,0	106,4	130,8	145,9
M14	50	19,6	19,0	18,5	17,9	17,4	16,8	14,2	12,1	38,2	43,4	48,2	52,6	56,6	60,3	74,2	82,9
	70	41,9	40,8	39,6	38,4	37,2	36,0	30,4	25,9	81,9	93,0	103,3	112,7	121,3	129,2	159,0	177,6
	80	55,9	54,4	52,8	51,2	49,6	48,0	40,6	34,5	109,3	124,1	137,7	150,3	161,8	172,3	212,0	236,7
M16	50	27,0	26,3	25,6	24,8	24,1	23,3	19,8	16,8	58,3	66,4	74,0	80,9	87,3	93,1	115,3	129,2
	70	57,8	56,4	54,8	53,2	51,6	49,9	42,4	36,1	124,8	142,3	158,5	173,4	187,1	199,6	247,1	276,8
	80	77,1	75,1	73,1	70,9	68,8	66,6	56,5	48,1	166,4	189,8	211,4	231,2	249,5	266,1	329,5	369,1
M18	50	32,9	32,0	31,1	30,2	29,3	28,3	24,0	20,4	81,7	92,8	103,1	112,6	121,2	129,1	159,2	177,9
	70	70,6	68,7	66,7	64,7	62,7	60,7	51,4	43,7	175,0	198,9	220,9	241,2	259,8	276,7	341,1	381,2
	80	94,1	91,6	89,0	86,3	83,6	80,9	68,5	58,3	233,3	265,2	294,6	321,6	346,4	369,0	454,8	508,3
M20	50	42,1	41,1	39,9	38,8	37,6	36,4	30,9	26,3	114,0	130,0	144,8	158,5	171,0	182,4	226,0	253,2
	70	90,3	88,0	85,5	83,0	80,5	78,0	66,2	56,4	244,4	278,6	310,4	339,6	366,4	390,9	484,3	542,6
	80	120,4	117,3	114,1	110,7	107,4	104,0	88,2	75,2	325,8	371,5	413,8	452,8	488,6	521,2	645,7	723,5
M22	50	52,4	51,1	49,8	48,3	46,9	45,5	38,6	33,0	153,0	174,9	195,2	214,0	231,2	247,0	307,2	344,9
	70	112,4	109,6	106,6	103,6	100,5	97,4	82,8	70,6	327,8	374,8	418,4	458,6	495,5	529,3	658,3	739,1
	80	149,8	146,1	142,2	138,1	134,0	129,9	110,4	94,1	437,1	499,7	557,8	611,4	660,7	705,7	877,8	985,5
M24	50	61	59	58	56	54	52	45	38	197	224	250	273	295	314	389	436
	70	130	127	123	120	116	112	95	81	421	480	535	585	632	674	835	935
	80	173	169	164	160	155	150	127	108	562	640	713	781	842	898	1113	1247
M27	50	80	78	76	73	71	69	59	50	289	331	369	405	438	468	583	655
	70	170	166	162	157	153	148	126	107	619	708	791	868	938	1003	1249	1403
M30	50	97	95	92	89	87	84	71	61	394	450	502	550	594	635	789	886
	70	208	203	197	191	186	180	153	130	843	964	1076	1179	1273	1360	1691	1898
M33	50	121	118	115	111	108	105	89	76	531	609	681	747	808	864	1079	1213
M36	50	142	138	134	131	127	123	105	89	684	782	874	959	1036	1108	1380	1551
M39	50	170	166	161	157	152	148	126	108	883	1013	1133	1245	1347	1441	1802	2028

7.3 Koeficienty tření μ_G a μ_K

Níže uvedená tabulka může být vodítkem pro výběr koeficientů (součinitelů) tření μ_G a μ_K.
(μ_G = koeficient tření závitu / μ_K= koeficient tření hlavy šroubu nebo dosedací plochy matice). V závislosti na detailní specifikaci použitých materiálů a maziv se koeficient tření může značně měnit.

Typické příklady		Koeficient tření μ_G a μ_K
Materiál / povrch	**Mazivo**	
Kovově lesklý Černý oxid Fosfátovaný Galvanické pokoven, např.: Zn, Zn/Fe, Zn/Ni Povlaky zinkovými šupinami	Pevná maziva, např.: MoS_2, grafit, PTFE, PA, PE, PI v mazacích lacích jako vrchní pokrytí nebo v pastách; Zkapalněný vosk Voskové disperze	0,04 až 0,10
Kovově lesklý Černý oxid Fosfátovaný Galvanické pokovení, např: Zn, Zn/Fe, Zn/Ni Povlaky zinkovými šupinami Al a Mg slitiny	Pevná maziva, např.: MoS_2, grafit, PTFE, PA, PE, PI v mazacích lacích jako vrchní pokrytí nebo v pastách; Zkapalněný vosk voskové disperze, mazací tuky; Oleje, stav při dodání	0,08 až 0,16
Žárové pokovení	MoS_2, grafit; Voskové disperze	
Organické povlaky	S integrovaným pevným mazivem nebo voskovou disperzí	
Austenitická ocel	Pevná maziva nebo vosky; pasty	
Austenitická ocel	Voskové disperze, pasty	0,14 až 0,24
Kovově lesklý Fosfátovaný	Stav při dodání (lehce naolejovaný)	
Galvanické pokovení, např.: Zn, Zn/Fe, Zn/Ni Pokovení zinkovými šupinami adhezivní	žádný	
Austenitická ocel	Olej	0,20 až 0,35
Galvanické pokovení, např.: Zn, Zn/Fe; žárové pokovení	žádný	
Galvanické pokovení, např: Zn/Fe, Zn/Ni; Austenitická ocel Slitiny Al a Mg	žádný	≥ 0,30

Poznámka: Pokud koeficienty tření nejsou experimentálně zjištěny, použitím nejmenších hodnot tření z této tabulky se sníží riziko přetažení. **(Technické oddělení společnosti Fabory je schopno provést zkoušky tření na zvláštní přání a pro kritické aplikace.)**

7.4 Tabulky utahovacích momentů pro ocelové šrouby s palcovým závitem

Podobně jako u spojovacích prvků s metrickým závitem, určení utahovacího momentu pro prvky s nemetrickým závitem závisí na několika faktorech, z nichž je velmi důležitý součinitel tření. Americký přístup podle SAE J1701 je zcela odlišný od evropského.
Tabulky níže jsou založené na zkušenostech s výpočty momentu a napětí T = K x d x W

Kde T = Moment
K = Faktor součinitele tření
d = Jmenovitý průměr závitu (v palcích)
W = Napětí (předpětí nebo utažení sestavy) působící ve spojovacím prvku (lbs – libry)

Hodnota "K" se může pohybovat v hodnotách nad 0,30 pro zkorodované montáže až po 0,10 a méně pro čisté montáže ošetřené mazivem na bázi teflonu nebo sírníku molybdeničitého MoS_2. Výše uvedená rovnice poukazuje na velmi důležitou hodnotu faktoru součinitele tření, kde rozsah 0,10 až 0,30 způsobuje extrémně široké rozpětí utahovacího momentu.

Pro montáže, které nejsou příliš kritické, se často používají následující hodnoty K:

Protikusy	K-faktor
Suché, čisté s tenkým filmem či olejem	0.15 – 0.20
Dodatečná maziva z oleje, vosk a nesourodé povrchové úpravy nebo tvrdé podložky	0.10 – 0.15
Závity a plochy pod hlavou potažené vysokotlakými mazivy nebo protizadíracími prostředky	může být pouhých 0.05
Kombinace určitých materiálů zejména šrouby z austenitické nerozové oceli a součásti bez maziv a povrchové vrstvy	může být až 0.35

Pro kritické spoje, jedinným způsobem jak stanovit správný utahovací moment je zkouška za aktuálních podmínek spoje a způsobu montáže, s použitím kalibrovaného momentového klíče a testovacího zátěžového přístroje jako je např. Skidmore-Wilhelm nebo za pomoci důmyslnějších zátěžových převodních měřidel.

7.4.1 Montážní předpětí / utahovací momenty – UNC (hrubý závit)

Tabulka níže poskytuje utahovací momenty pro běžné aplikace pro šrouby se závitem UNC se šestihrannou hlavou dle ASME B18.2.1. Tyto montážní momenty se nabízí pouze jako obecné vodítko, protože moment je velmi nepřímým ukazatelem pnutí, jenž jsou ovlivněné mnoha proměnými jako jsou tření, mazivo, drsnost povrchu, koroze, atd.

Jmenovitý průměr		Počet závitů na palec lbs	Pevnostní třída N	Upínací zatížení W (*)		Utahovací moment pro K =					
				lbs	N	0.10		0.15		0.20	
Zlomky	Desítkově					lbs.ft	Nm	lbs.ft	Nm	lbs.ft	Nm
¼	0,250	20	Grade 2	1 313	5 839	3	4	4	6	5	7
			Grade 5	2 029	9 023	4	6	6	9	8	11
			Grade 8	2 864	12 739	6	8	9	12	12	16
5⁄16	0,3125	18	Grade 2	2 163	9 620	6	8	8	11	11	15
			Grade 5	3 342	14 868	9	12	13	18	17	24
			Grade 8	4 719	20 990	12	17	18	25	25	33
⅜	0,375	16	Grade 2	3 196	14 219	10	14	15	20	20	27
			Grade 5	4 940	21 974	15	21	23	31	31	42
			Grade 8	6 974	31 022	22	30	33	44	44	59
7⁄16	0,4375	14	Grade 2	4 385	19 505	16	22	24	33	32	43
			Grade 5	6 777	30 144	25	33	37	50	49	67
			Grade 8	9 567	42 556	35	47	52	71	70	95
½	0,500	13	Grade 2	5 853	26 037	24	33	37	50	49	66
			Grade 5	9 046	40 239	38	51	57	77	75	102
			Grade 8	12 771	56 808	53	72	80	108	106	144
9⁄16	0,5625	12	Grade 2	7 503	33 377	35	48	53	72	70	95
			Grade 5	11 596	51 582	54	74	82	111	109	147
			Grade 8	16 371	72 821	77	104	115	156	153	208
⅝	0,625	11	Grade 2	9 323	41 468	49	66	73	99	97	132
			Grade 5	14 408	64 087	75	102	113	153	150	203
			Grade 8	20 340	90 476	106	144	159	215	212	287
¾	0,750	10	Grade 2	13 796	61 369	86	117	129	175	172	234
			Grade 5	21 322	94 844	133	181	200	271	267	361
			Grade 8	30 101	133 897	188	255	282	383	376	510
⅞	0,875	9	Grade 2	11 427	50 830	83	113	125	169	167	226
			Grade 5	19 045	84 717	139	188	208	282	278	377
			Grade 8	41 553	184 836	303	411	454	616	606	822
1	1,000	8	Grade 2	14 992	66 688	125	169	187	254	250	339
			Grade 5	38 616	171 771	322	436	483	654	644	873
			Grade 8	54 517	242 501	454	616	681	924	909	1 232
1⅛	1,125	7	Grade 2	18 892	84 034	177	240	266	360	354	480
			Grade 5	42 363	188 440	397	538	596	808	794	1 077
			Grade 8	68 697	305 578	644	873	966	1 310	1 288	1 746
1¼	1,250	7	Grade 2	23 985	106 691	250	339	375	508	500	677
			Grade 5	53 785	239 247	560	760	840	1 139	1 120	1 519
			Grade 8	87 219	387 968	909	1 232	1 363	1 848	1 817	2 464
1⅜	1,375	6	Grade 2	28 584	127 146	328	444	491	666	655	888
			Grade 5	64 097	285 116	734	996	1 102	1 494	1 469	1 991
			Grade 8	103 941	462 350	1 191	1 615	1 786	2 422	2 382	3 229
1½	1,500	6	Grade 2	34 781	154 714	435	589	652	884	870	1 179
			Grade 5	77 994	346 934	975	1 322	1 462	1 983	1 950	2 644
			Grade 8	126 477	562 595	1 581	2 143	2 371	3 215	3 162	4 287

Převod hodnot momentů: 1 lbs.in = 0,11298 Nm 1 lbs ft = 1,35581 Nm ;
1 Nm = 8,85074 lbs.in 1 Nm = 0,73756 lbs.ft

(*) Upínací zatížení (předpětí) W bylo vypočítáno na základě předpokladu, že použitelná pevnost šroubu se rovná 75% zkušební pevnosti šroubu násobeno nosnou plochou závitu. Podle druhu použití, lze předpětí zvolit nižší (např. z důvodu měkkosti spojovaného materiálu) nebo vyšší (např. když jsou montážní podmínky přesně dané, K-faktor byl stanoven testem a když předpětí musí být co největší, za účelem snížení rizika selhání únavou).

7.4.2 Montážní předpětí / utahovací momenty – UNF (jemný závit)

Tabulka níže poskytuje utahovací momenty pro běžné aplikace pro šrouby se závitem UNF se šestihrannou hlavou dle ASME B18.2.1. Tyto montážní momenty se nabízí pouze jako obecné vodítko, protože moment je velmi nepřímým ukazatelem pnutí, jenž jsou ovlivněné mnoha proměnými jako jsou tření, mazivo, drsnost povrchu, koroze, atd.

Jmenovitý průměr		Počet závitů na palec lbs	Pev-nostní třída N	Upínací zatížení W (*)		Utahovací moment pro K =					
				lbs	N	0.10		0.15		0.20	
Zlomky	Desítkově					lbs.ft	Nm	lbs.ft	Nm	lbs.ft	Nm
¼	0,250	28	Grade 2	1 502	6 679	3	4	5	6	6	8
			Grade 5	2 321	10 322	5	7	7	10	10	13
			Grade 8	3 276	14 572	7	9	10	14	14	19
5⁄16	0,3125	24	Grade 2	2 397	10 661	6	8	9	13	12	17
			Grade 5	3 704	16 476	10	13	14	20	19	26
			Grade 8	5 229	23 260	14	18	20	28	27	37
⅜	0,375	24	Grade 2	3 622	16 110	11	15	17	23	23	31
			Grade 5	5 597	24 898	17	24	26	36	35	47
			Grade 8	7 902	35 150	25	33	37	50	49	67
7⁄16	0,4375	20	Grade 2	4 896	21 780	18	24	27	36	36	48
			Grade 5	7 567	33 660	28	37	41	56	55	75
			Grade 8	10 683	47 520	39	53	58	79	78	106
½	0,500	20	Grade 2	6 600	29 358	27	37	41	56	55	75
			Grade 5	10 200	45 372	42	58	64	86	85	115
			Grade 8	14 400	64 054	60	81	90	122	120	163
9⁄16	0,5625	18	Grade 2	8 374	37 248	39	53	59	80	79	106
			Grade 5	12 941	57 565	61	82	91	123	121	164
			Grade 8	18 270	81 269	86	116	128	174	171	232
⅝	0,625	18	Grade 2	10 560	46 973	55	75	82	112	110	149
			Grade 5	16 320	72 595	85	115	127	173	170	230
			Grade 8	23 040	102 487	120	163	180	244	240	325
¾	0,750	16	Grade 2	15 386	68 441	96	130	144	196	192	261
			Grade 5	23 779	105 773	149	201	223	302	297	403
			Grade 8	33 570	149 326	210	284	315	427	420	569
⅞	0,875	14	Grade 2	12 610	56 092	92	125	138	187	184	249
			Grade 5	21 017	93 487	153	208	230	312	306	416
			Grade 8	45 855	203 972	334	453	502	680	669	907
1	1,000	12	Grade 2	16 409	72 992	137	185	205	278	273	371
			Grade 5	42 266	188 009	352	478	528	716	704	955
			Grade 8	59 670	265 424	497	674	746	1 011	994	1 348
1⅛	1,125	12	Grade 2	21 179	94 207	199	269	298	404	397	538
			Grade 5	47 491	211 251	445	604	668	905	890	1 207
			Grade 8	77 013	342 569	722	979	1 083	1 468	1 444	1 958
1¼	1,250	12	Grade 2	26 554	118 119	277	375	415	563	553	750
			Grade 5	59 546	264 872	620	841	930	1 261	1 240	1 682
			Grade 8	96 561	429 523	1 006	1 364	1 509	2 046	2 012	2 727
1⅜	1,375	12	Grade 2	32 539	144 739	373	505	559	758	746	1 011
			Grade 5	72 966	324 567	836	1 134	1 254	1 700	1 672	2 267
			Grade 8	118 323	526 324	1 356	1 838	2 034	2 757	2 711	3 676
1½	1,500	12	Grade 2	39 130	174 057	489	663	734	995	978	1 326
			Grade 5	87 746	390 310	1 097	1 487	1 645	2 231	2 194	2 974
			Grade 8	142 290	632 934	1 779	2 411	2 668	3 617	3 557	4 823

Převod hodnot momentů: 1 lbs.in = 0,11298 Nm 1 lbs.ft = 1,35581 Nm ;
1 Nm = 8,85074 lbs.in 1 Nm = 0,73756 lbs.ft

(*) Upínací zatížení (předpětí) W bylo vypočítáno na základě předpokladu, že použitelná pevnost šroubu se rovná 75% zkušební pevnosti šroubu násobeno nosnou plochou závitu. Podle druhu použití, lze předpětí zvolit nižší (např. z důvodu měkkosti spojovaného materiálu) nebo vyšší (např. když jsou montážní podmínky přesně dané, K-faktor byl stanoven testem a když předpětí musí být co největší, za účelem snížení rizika selhání únavou).

7.5 Zadírání nerezové oceli

Vysoká tažnost austenitické oceli znamená, že je obecně citlivější na zadírání než běžné oceli. Aby nedošlo k zadření, výrobek musí být čistý, nesmí mít drsný okraj, nesmí obsahovat cizí látky, třísky, písek atd. a nesmí docházet k jednostrannému sevření v důsledku poškození závitu nebo zakřivení. Tuhé spoje se chovají lépe než elastické.
Doporučuje se, aby utahovací moment byl co nejrovnoměrnější při nízké rychlosti. Nedoporučuje se použití rázových klíčů. Bylo zjištěno, že k dosažení určitého předpětí nejsou důležité pouhé koeficienty tření, nýbrž také přesnost metody použité k utahování šroubů. Kombinace dvou různých druhů nerezové oceli (např. A2 a A4) není výhodou, co se zadírání týče. Za zvláštních okolností a pro speciální požadavky by se měl použít vhodný mazací prostředek (proti zadírání) nebo by se měl před aplikací použít povlak, např. mazací tuk/pasta; chlorid-petrolej, lak Molykote, vysokotlaký olej, korozivzdorný mazací tuk nebo suchý povlak; Metalform a Combiflon atp.

7.6 Hloubka zašroubování pro slepé díry

Níže uvedený obrázek zobrazuje doporučené minimální hloubky zašroubování pro slepé díry v kombinaci s různými třídami pevnosti, vztahujících se k pevnosti ve střihu materiálu, do něhož je šroub připevněn.

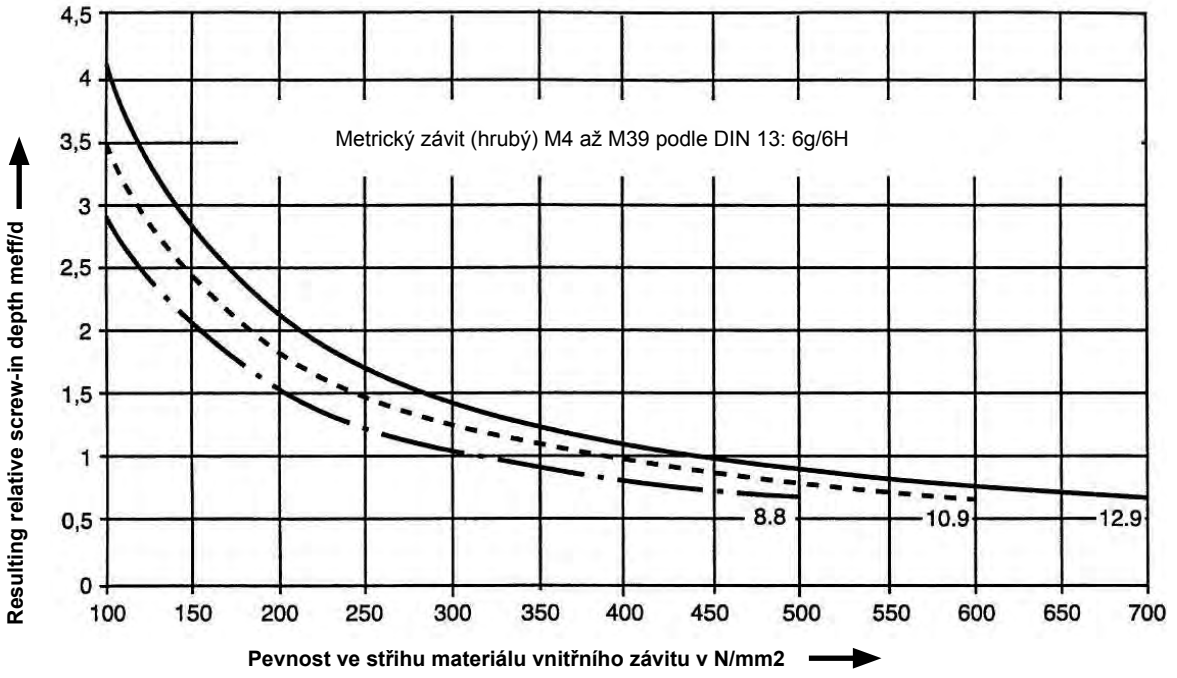

m_{eff} = efektivní hloubka zašroubování
d = jmenovitý průměr

7.7 Poměr pevnosti ve střihu k pevnosti v tahu

Tato tabulka je založena na VDI 2230 (2003)

Třída pevnosti	4.6	5.6	8.8	10.9	12.9
t_B / R_m	0,70	0,70	0,65	0,62	0,60

7.8 Tabulka svěrné délky pro šrouby s předpětím HV podle EN 14399-4

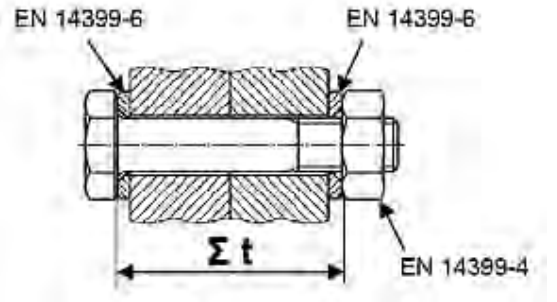

Níže uvedená tabulka je založena na normě EN 14399-4:2015.
(Normy série EN 14399 nahrazují odvolané normu pro HV spojovací prvky DIN 6914, 6915, 6916).

d	M12		M16		M20		M22		M24		M27		M30		M36	
L	$\Sigma t_{min.}$ and $\Sigma t_{max.}$															
nom.	min.	max.	min.	max.	min.	max.	min.	max.	min.	max.	min.	max.	min.	max.	min.	max.
35	16	21														
40	21	26	17	22												
45	26	31	22	27	18	23										
50	31	36	27	32	23	28	22	27								
55	36	41	32	37	28	33	27	32								
60	41	46	37	42	33	38	32	37	29	34						
65	46	51	42	47	38	43	37	42	34	39						
70	51	56	47	52	43	48	42	47	39	44	36	41				
75	56	61	52	57	48	53	47	52	44	49	41	46	39	44		
80	61	66	57	62	53	58	52	57	49	54	46	51	44	49		
85	66	71	62	67	58	63	57	62	54	59	51	56	49	54	43	48
90	71	76	67	72	63	68	62	67	59	64	56	61	54	59	48	53
95	76	81	72	77	68	73	67	72	64	69	61	66	59	64	53	58
100			77	82	73	78	72	77	69	74	66	71	64	69	58	63
105			82	87	78	83	77	82	74	79	71	76	69	74	63	68
110			87	92	83	88	82	87	79	84	76	81	74	79	68	73
115			92	97	88	93	87	92	84	89	81	86	79	84	73	78
120			97	102	93	98	92	97	89	94	86	91	84	89	78	83
125			102	107	98	103	97	102	94	99	91	96	89	94	83	88
130			107	112	103	108	102	107	99	104	96	101	94	99	88	93
135					108	113	107	112	104	109	101	106	99	104	93	98
140					113	118	112	117	109	114	106	111	104	109	98	103
145					118	123	117	122	114	119	111	116	109	114	103	108
150					123	128	122	127	119	124	116	121	114	119	108	113
155					128	133	127	132	124	129	121	126	119	124	113	118
160							132	137	129	134	126	131	124	129	118	123
165							137	142	134	139	131	136	129	134	123	128
170									139	144	136	141	134	139	128	133
175									144	149	141	146	139	144	133	138
180									149	154	146	151	144	149	138	143
185									154	159	151	156	149	154	143	148
190									159	164	156	161	154	159	148	153
195									164	169	161	166	159	164	153	158
200											166	171	164	169	158	163

7.9 Pojišťování šroubových spojů

Správně navržené šroubové spoje se neuvolní, jsou-li správně smontovány. Ne vždy je však možné navrhnout spoj tak, aby odolával všem příčinám uvolňování.
Kompenzovat ztrátu předpětí nebo zabraňovat uvolňování mohou přídavné prvky, například pružné nebo vroubkované podložky.

7.9.1 Ztráta předpětí

Ke ztrátě předpětí dochází v důsledku:

- Uvolnění způsobnému změnou délky, jež je důsledkem relaxace (vtlačení – embedment).
- Spontánního uvolnění vyvolaného relativním posunutím mezi styčnými plochami spoje od dynamického zatížení nebo komponent zatížení působících příčně k ose šroubu. Spoj se pak stává prostý tření v důsledku vyloučení samosvornosti.

7.9.2 Klasifikace pojistných systémů

V důsledku různých příčin ztráty předpětí se rozlišuje mezi:

Pojištěním proti povolení v důsledku vtlačení: přidání prvků pro kompenzaci vtlačení.
Pojištěním proti poklesu pevnosti: přidání prvků, které zajišťují, že spoj se při ztrátě předpětí nerozpadne.
Pojištěním proti rotačnímu uvolnění: přidání prvků, které zabraňují spontánnímu uvolnění blokováním vnitřního uvolňovacího momentu.

Níže uvedený přehled poskytuje kromě klasifikace tří hlavních skupin uvedených výše navíc dílčí klasifikaci závislou na funkci systému pojištění.
Uvedené příklady nejsou zárukou optimálního výsledku, protože vliv na chování spoje má mnoho jiných parametrů.

Příčina ztráty předpětí	**Klasifikace systémů pojištění z hlediska:**		**Příklady**	**Odkazy[2)]**
	Účelu	**Funkce**		
Uvolňování v důsledku vtlačení	Pojištění proti vtlačení	Elastické prvky vložené do spoje	Pružné podložky Talířové pružiny Kuželové pružné podložky	DIN 127/128/137 DIN 2093 DIN 6796 / 6908
Uvolňování v důsledku interního uvolňovacího momentu a příčného posunutí	Pojištění proti ztrátě předpětí	Aretační prvky	Korunové matice Pojistné podložky Pojistný drát Výrobky s otvorem pro závlačku	DIN 935 DIN 93/432/463 ---- DIN 962
		Svírací prvky	Pojistné matice s plastovou vložkou[1)] Celokovové matice s funkcí převládajícího točivého momentu Šrouby s plastovým terčem [1)] Šrouby do plechu	DIN 982/985/6926 DIN 980 --- Driloc Plastic DIN 7500
	Pojištění proti rotačnímu uvolnění	Blokovací prvky	Ozubené přírubové šrouby Ozubené přírubové matice Pojistné podložky Pojistné kroužky	Např. Ripp Např. Ripp Např. Nord-Lock
		Blokovací činidlo	Mikrozapouzdřené šrouby [1)] Anaerobní blokovací činidlo[1)]	Např. Dri-loc 2015 Např. Loctite

[1)] Závislé na teplotě
[2)] Zahrnuje odvolané normy

Podrobnější informace o tomto tématu jsou obsaženy v brožuře dostupné na vyžádání.

Pro určení účinnosti určitého pojistného se často používá všeobecně rozšířená zkouška pomocí „Junkerova stroje“. Tento stroj vystavuje výrobky působení dynamických příčných sil a graficky zaznamenává ztrátu předpětí v závislosti na počtu střídavých zátěží. Firma Fabory je schopna tyto zkoušky provádět.

7.9.3 Praktické návrhy pro optimální šroubový spoj

- Použitím vysokého předpětí se značně omezí posunutí na kontaktních plochách. (Berte v úvahu povrchový tlak upnutého materiálu).
- Provádějte řízené utahování.
- Největší možný poměr délky uchycení k průměru, nejlépe L_k / d > 5.
- Braňte posunutí konstrukčních prvků použitím např. spojovacích kolíků, upínacích pouzder atd.
- Zvyšte tření mezi kontaktními plochami použitím třecího pokrytí nebo zdrsněním povrchu tryskáním.
- Dbejte na to, aby kontaktní plochy byly rovné a rovnoběžné.
- Pokud je spoj vystaven pouze statickému axiálnímu zatížení a montáž je správná, žádný pojistný mechanismus není nutný.
- Při nesprávném použití systémů vtlačení (embedment) a retence je pravděpodobné, že se spolehlivost spoje spíše zhorší než zlepší. Nepoužívejte je pro dynamická příčná zatížení.

Poznámka:
Pojistné systémy musí být použity jak pod hlavou šroubu, tak pod maticí. Pojistná podložka umístěná na plochou podložku je zbytečná.

8 Tabulky

8.1 Jednotky SI

V následující tabulce je uveden výběr těch měrných jednotek, které jsou obvykle používány v spojovací technice.

Název	Symbol	Jednotka čeho	Nahrazuje	Vzájemné převody (zaokrouhleno)	
Newton	N	síla	kgf, kp	1 N » 0,1 kgf » kp	1 kgf » 1 kp » 10 N
Joule	J	Energie, práce, teplo	kcal, cal, kgf.m nebo kgm Btu (britská jednotka tepla)	1 J » 1Nm » 0,1 kgf.m 1 J = 0,739 cal	1 kgf.m » 10J » 10 Nm 1 cal = 4,187 J
Bar	bar	Tlak kapalin a plynů	at, kgf/cm^2 nebo kg/cm^2	1 bar » 1 at » 1 kgf/cm^2 » kg/cm^2	1 at = 1 bar
Kelvin	K	Teplota	Částečně °C	Tk-273,15 = T °C	T °C = Tk-273,15
Metr	m	Délka	-		
Sekunda	s	Čas	-		
Kilogram	kg	Hmotnost	Jednotka váhy	1 kg (hmotnost) = 10 N (tíže) na zemi	
Volt	V	Elektrické napětí	-		
Ampér	A	Elektrický proud	-		
Watt	W	Výkon (nejen elektrický)	pk, hp a kcal/h	1 kW = 1.359 pk 1 kW = 1.341 hp 1 kW = 959.845 kcal/h	1 pk = 0.7355 kW 1 hp = 0.7457 kW 1 kcal/h = 0.001163 kW
Pascal	N/m^2	Tlak, napětí	$m^{-1} \cdot kg \cdot s^{-2}$	1 Pa 1 MPa	1 N/m^2 1 N/mm^2
Newton metr	Nm	Točivý moment	kgfm	1 Nm = 0,1 kgf.m	1kgf.m = 10 Nm

8.2 Konverze pevnosti v tahu, Vickersovy, Brinellovy a Rockwellovy tvrdosti

Níže uvedená tabulka má jen informativní charakter, je založená na normě ISO 18265:2013 a na zřetel by se měly vzít následující údaje:

- Pevnost v tahu podle normy ISO 6892-1, Vickersova tvrdost podle normy ISO 6507-1, Brinellova tvrdost podle normy ISO 6506-1, Rockwellova tvrdost podle normy ISO 6508-1 a platí pro nelegované a nízko legované oceli. U vysoce legovaných ocelí a ocelí zpracovávaných za studena je obvykle možno očekávat značné odchylky.
- ISO 18265 poskytuje několik převodních tabulek, jenž se vztahují ke specifickým typům oceli a jejich tepelnou úpravu (např. kalení a popouštění), nebo jiné kovy, jenž se musí vyzkoušet, pokud je požadovaný přesnější převod.
- V principu je každá konverze tvrdosti do jisté míry nepřesná a může být použita, jen když nemůže být provedena měřicí metoda. Konverze nemůže vést k zamítnutí, pokud při objednávání nebyla dohodnuta určitá metoda měření.
- Konverze mezi pevností v tahu a tvrdostí má za následek ještě větší odchylky, a proto může být použita jen jako informativní hodnota. Nemůže nikdy nahradit pevnost v tahu zjištěnou tahovými zkouškami.

Pevnost v tahu	Vickersova tvrdost	Brinellova tvrdost	Rockwellova tvrdost							
N/mm²	HV10	HB	HRB	HRF	HRC	HRA	HRD	HR15N	HR30N	HR45N
255	80	76,0								
285	90	85,5	48,0	82,6						
320	100	95,0	56,2	87,0						
350	110	105	62,3	90,5						
385	120	114	66,7	93,6						
415	130	124	71,2	96,4						
450	140	133	75,0	99,0						
480	150	143	78,7	101,4						
510	160	152	81,7	103,6						
545	170	162	85,0	105,5						
575	180	171	87,1	107,2						
610	190	181	89,5	108,7						
640	200	190	91,5	110,1						
675	210	199	93,5	111,3						
705	220	209	95,0	112,4						
740	230	219	96,7	113,4						
770	240	228	98,1	114,3	20,3	60,7	40,3	69,6	41,7	19,9
800	250	238	99,5	115,1	22,2	61,6	41,7	70,6	43,4	22,2
835	260	247	(101)		24,0	62,4	43,1	71,6	45,0	24,3
865	270	257	(102)		25,6	63,1	44,3	72,6	46,4	26,2
900	280	266	(104)		27,1	63,8	45,3	73,4	47,8	27,9
930	290	276	(105)		28,5	64,5	46,5	74,2	49,0	29,5
965	300	285			29,8	65,2	47,5	74,9	50,2	31,1
995	310	295			31,0	65,8	48,4	75,6	51,3	32,5
1030	320	304			32,2	66,4	49,4	76,2	52,3	33,9
1060	330	314			33,3	67,0	50,2	76,8	53,6	35,2
1095	340	323			34,4	67,6	51,1	77,4	54,4	36,5
1125	350	333			35,5	68,1	51,9	78,0	55,4	37,8
1155	360	342			36,6	68,7	52,8	78,6	56,4	39,1
1190	370	352			37,7	69,2	53,6	79,2	57,4	40,4
1220	380	361			38,8	69,8	54,4	79,8	58,4	41,7
1255	390	371			39,8	70,3	55,3	80,3	59,3	42,9
1290	400	380			40,8	70,8	56,0	80,8	60,2	44,1
1320	410	390			41,8	71,4	56,8	81,4	61,1	45,3
1350	420	399			42,7	71,8	57,5	81,8	61,9	46,4
1385	430	409			43,6	72,3	58,2	82,3	62,7	47,4
1420	440	418			44,5	72,8	58,8	82,8	63,5	48,4
1455	450	428			45,3	73,3	59,4	83,2	64,3	49,4
1485	460	437			46,1	73,6	60,1	83,6	64,9	50,4
1520	470	447			46,9	74,1	60,7	83,9	65,7	51,3
1555	480	(456)			47,7	74,5	61,3	84,3	66,4	52,2

8.3 Tabulky kontaktní a chemické koroze

8.3.1 Tabulka kontaktní koroze

S	= silná koroze kovu uvedeného v řádku
G	= žádná nebo omezená koroze kovu uvedeného v řádku
M	= mírná koroze (v extrémně vlhké atmosféře) kovu uvedeného v řádku

Kov	Porch [1]	Hořčíkové slitiny	Zinek	Ocel žárově pozinkovaná	Hliníkové slitiny	Kadmiové vrstvy	Měkká ocel	Nízko legovaná ocel	Litá ocel	Chromová ocel	Olovo	Cín	Měď	Nerezová ocel
Hořčíková slitina Velký	small		S	S	S	S	S	S	S	S	S	S	S	S
	large		M	M	M	M	S	S	S	S	S	S	S	S
Zinek Velký	small	M		G	S	S	S	S	S	S	S	S	S	S
	large	G		G	G	G	G	G	G	G	G	G	G	G
Ocel žárově pozinkovaná Velký	small	M	G		M	M	S	S	S	S	S	S	S	S
	large	G	G		G	G	G	G	G	G	G	G	G	G
Hliníková slitina Velký	small	M	G	G		G	S		S		S		S	S
	large	G	G	M		G	G	G	M	M	S	S	S	S
Kadmiové vrstvy Velký	small	G	G	G	G		S	S	S	S	S	S	S	S
	large	M	G	M	G		G	G	G	G	G	G	G	G
Měkká ocel Velký	small	G	G	G	G	G		M	S	S	S	S	S	S
	large	G	G	G	G	G		G	G	G	G	G	G	G
Nízko legovaná ocel Velký	small	G	G	G	G	G	G		G	S	S	S	S	S
	large	G	G	G	G	G	G		G	G	G	G	G	G
Litá ocel Velký	small	G	G	G	G	G	G	M		S	S	S	S	S
	large	G	G	G	G	G	G	G		G	G	G		
Chromová ocel Velký	small	G	G	G	G	G	G	G			M	M	S	S
	large	G	G	G	G	G	G	G			G	G		G
Olovo Velký	small	G	G	G	G	G	G	G	G	G		G	G	
	large	G	G	G	G	G	G	G	M	G		G		G
Cín Velký	small	G	G	G	G	G	G	G		G		G		
	large	G	G	G	G	G	G	G	G	M		G		
Měď Velký	small	G	G	G	G	G	G	G		M	M	S		
	large	G	G	G	G	G	G	G	G		G	M		G
Nerezová ocel Velký	small	G	G	G	G	G		G	G		G	G		
	large	G	G	M	G	G	G	G	G	M	M	M	G	

[1] Relativní poměr povrchu tohoto kovu vzhledem k povrchu kovů uvedených ve sloupcích.

Příklad:

Pozinkovaný šroub namontovaný na velké konstrukci z nerezové oceli: poměrně malý pozinkovaný povrch bude mít tendenci k rychlé korozi (S); nerezová ocel nebude korodovat (G).

- Nerezový šroub namontovaný na velké pozinkované konstrukci: malý nerezový šroub nebude mít tendenci korodovat na pozinkované konstrukci (G), a ani poměrně velký zinkový povrch nebude korodovat v důsledku kontaktu s nerezovou ocelí (G).

8.3.2 Tabulka chemické koroze

CHEMICKÉ ČINIDLO	Ocel žárově pozinkovaná	Nerezová ocel		Mosaz	Hliník Sopral	Plast PA 6.6
		A2	A4			
Acetáty		0-1	0	1-2	0	2-3
Aceton		0	0	0	0	0
Acetylen		0	0	3	0	
Alkoholy	3	0	0	0	0-1	0
Ledek		2	1	2	0	2
Plynný čpavek		0	0	3	0	1
Čpavek	3	0	0	3	1	1
Benzen/Toluen/Xylen	0	0	0	0	0	0
Plynný chlór		1	1	1	3	3
Chlórový roztok (ve vodě)		1	1			
Kyselina chlorovodíková		2-3	2-3	3	3	3
Chloridy						
– Chlorid sodný/draselný	0	1	1	2	2-3	0
– Chlorid amonný/zinečnatý		2	1	2	3	2
– Chlorid železa		3	3	3	3	3
Kyselina citronová		1	0	2	1	1
Kyselina fosforečná		2-3	0-1	3	2-3	2-3
Fosfáty	0	1	0	2	2-3	1-2
Glykol		0	0	1	1	1
Glycerin	0	0	0	0-1	0	1
Pryskyřice	2-3	1	1	2-3	0-1	0
Uhlovodíky						
– Butan, benzin, dehet	0	0	0	0-1	0	0
Chlorované uhlovodíky						
– Trichloretylen	0	0	0	0-1	0	0-1
– Tetrachlorid	0	0	0	0-1	0	0-1
Kyselina uhličitá		0	0	2	0	0
Uhličitan sodný (soda)		0	0	1-2	0	0
Laky	0	0	0	1	0	1
Kyselina mravenčí		1	0	2	3	3
Motorová nafta/ rostlinný olej	1	0	0	0	0	0
Palmitin / kyselina stearová		1	0	2	0	0
Kyselina dusičná		1	0-1	3	2	3
– dusičnan sodný/amonný		0	0	2-3	0	2
Voda						
– pitná voda		0	0	2	0	0
– kyselá voda	1-2			3	2	1
– slaná voda	0	1	1	2	1	0
Oxid siřičitý suchý		0	0	0-1	1	1
Oxid siřičitý vlhký		1	0	3	2	2
Kyselina sírová	3	3	2-3	3	3	3
– síran sodný/amonný	1	0	0	1	0-1	0
– síran nikelnatý / měďnatý		0-1	0	2-3	2-3	2-3
Sirovodík		0-1	0	2	0	1

0 = dobrá odolnost 1 = značná odolnost 2 = špatná odolnost 3 = žádná odolnost

FABORY

The satisfaction of successfully completing your projects, that's what it's all about! Delivering flawless work requires know-how and the right, top quality materials. Because only the very best is good enough for experienced professionals.You expect quality because you deliver quality!
MaxxFast is a high quality no-nonsense brand in the hardware market. MaxxFast offers a wide range of fasteners, tools and industrial supplies. No matter what product you choose, quality is guaranteed. And it comes at a competitive price! MaxxFast gives you everything you need for the trouble-free completion of your project, so you can start with confidence on your next challenge.
Even though quality always comes first, a good price is just as important to achieve success. MaxxFast works closely with solid partners and aims for a streamlined production process with large-scale production to keep costs down. The bottom line is that this means a competitive retail price. That's good business for you and for your customers. Success guaranteed!
JOB DONE, ON TO THE NEXT
• Top quality
• A wide range of products
• Quality at a competitive price
Revolutionary woodscrews
High performance self drilling screws
A great range of quality anchors
Proven quality chemical anchors
Leading hose clamps
New cable ties
Screw bits the right fit
Holesaws the sharp edge
Quality assortments
www.maxxfast.com
MAXXFAST
PROFESSIONAL HARDWARE